



The Chemours Company
1007 Market Street
PO Box 2047
Wilmington, DE 19899

302-773-1000 t
chemours.com

January 26, 2024

Eleni Kavvadias
Project Manager
Corrective Action Section
Land, Chemicals, and Redevelopment Division
U.S. EPA Region 2
290 Broadway
New York, NY 10007-1866

**Chemours Chambers Works Surveying and PFAS Sampling Program
Residential GAC System OM&M Results – 4Q23**

Dear Ms. Kavvadias:

The E.I. du Pont de Nemours and Company voluntarily conducted a residential drinking-water well surveying and sampling program within a two-mile radius surrounding the Chambers Works Facility in Deepwater, New Jersey in 2009. The Chemours Company FC, LLC (Chemours) implemented a second surveying and sampling program in 2016, referred to as the Ongoing 2016 Program, which covered the same geographic area as the 2009 surveying and sampling program. The Ongoing 2016 Program was implemented as part of the Resource Conservation and Recovery Act (RCRA) Corrective Action Program under the oversight of the U.S. Environmental Protection Agency (USEPA) through the Hazardous and Solid Waste Amendments of 1984 (HSWA) Permit No. NJD002385730. Based on the results from these programs, expanded areas of surveying and sampling were identified during the Ongoing 2016 Program, and surveying and sampling is still in progress.

Granular activated carbon (GAC) treatment systems are installed where residential potable wells, sampled as part of the Ongoing 2016 Program¹, meet or exceed the New Jersey Drinking Water Standards listed below:

- Perfluorooctanoic Acid (PFOA) at 14 nanograms per liter (ng/L) or 0.014 micrograms per liter (µg/L)
- Perfluorooctanesulfonic Acid (PFOS) at 13 ng/L or 0.013 µg/L
- Perfluorononanoic Acid (PFNA) at 13 ng/L or 0.013 µg/L

Quarterly Operation, Maintenance, and Monitoring (OM&M) sampling for PFOA, PFOS, and PFNA is offered for each residential GAC treatment system² and the results are reported for each quarter within two weeks of receipt of the final laboratory analytical results.

¹ One potable well sampled in 2009 exceeded the 2009 USEPA Provisional Health Advisory of 400 ng/L and a GAC treatment system was installed at that residence to treat the drinking water on June 15, 2009.

² Well owners are contacted by telephone to schedule quarterly sampling. If no response is received, Chemours makes at least two additional attempts to contact the well owner. If Chemours is unable to contact the owner and schedule sampling, a non-response letter is prepared and sent to the well owner, is copied to the township municipal clerk, and the Salem County Health Department and shared with USEPA and NJDEP.

The following documentation for this quarter's residential GAC system monitoring is attached:

- Table 1, which provides information for all residential GAC systems installed as a result of this surveying and sampling program, including residential GAC systems that were installed during this quarter and will be incorporated into the OM&M program in the next quarter, as well as any residential GAC systems that were removed after installation and the justification for removal, organized by Regulatory Location ID³
- Table 2, which provides all PFOA, PFOS, and PFNA results to date for each residential GAC system included in this quarter's OM&M sampling as well as GAC systems that were installed during this quarter, organized by Regulatory Location ID
- Table 3, which provides all PFOA, PFOS, and PFNA results for each residential GAC system that has been removed or ownership was transferred to the homeowner and justification for removal or transfer, organized by Regulatory Location ID
- Figure 1, which provides the location of each residential GAC system installed as of the end of this quarter and the location of each residential GAC system that has been removed, shown by Regulatory Location ID.

If you have any questions, please email me at Andrew.S.Hartten@chemours.com.

Sincerely,



Andrew S. Hartten
Remediation Manager
Chemours Corporate Remediation Group

Attachments

cc: Helen Dudar, NJDEP Case Manager

³ Chemours posts the results from the ongoing residential drinking-water well surveying and sampling and treatment system OM&M programs to a publicly accessible website (<https://www.chemours.com/en/about-chemours/global-reach/chambers-works>) for the Chambers Works Facility in Deepwater, New Jersey in association with the public participation plan implemented under the site's RCRA Corrective Action Program. To ensure residential confidentiality, the potable well and treatment system results are identified by a Regulatory Location ID (a number assigned to the well), instead of the Location ID which is the potable well address or an abbreviated version of the address.

**Table 1
Residential Granular Activated Carbon (GAC) System Information
Chemours Chambers Works
Deepwater, New Jersey**

GAC SYSTEM REGULATORY LOCATION ID	GAC SYSTEM INSTALLATION DATE	NOTES
3	1/4/2017	4Q17 - Homeowner did not return calls; GAC System not sampled 3Q18 - Homeowner did not return calls; GAC System not sampled 4Q18 - Homeowner did not return calls; GAC System not sampled 2Q19 - Homeowner did not return calls; GAC System not sampled 3Q19 - Homeowner did not return calls; GAC System not sampled 1Q20 - Homeowner declined sampling due to COVID-19; GAC System not sampled 3Q20 - Homeowner did not return calls; GAC System not sampled 2Q21 - Home was in the process of being sold; GAC System not sampled 3Q21 - Home was in the process of being sold; GAC System not sampled 4Q21 - Home was in the process of being sold; GAC System not sampled 1Q22 - Unable to reach new homeowner; GAC System not sampled 2Q22 - Unable to reach new homeowner; letter mailed 5/4/2022; GAC System not sampled; referred to NJDEP and USEPA 6/2/2022 3Q22 - Unable to reach new homeowner; letter mailed 9/23/2022; GAC System not sampled; will receive annual contact letter in 2023 4Q22 - GAC System not sampled; will receive annual contact letter in 2023 1Q23 - GAC System not sampled; annual letter mailed 1/13/2023 2Q23 - GAC System not sampled, will receive annual contact letter in 2024 3Q23 - GAC System not sampled, will receive annual contact letter in 2024 4Q23 - GAC System not sampled, will receive annual contact letter in 2024
9	10/12/2016	1Q18 - Carbon Changeout 1/9/2018 BED1 and BED2 - Fe 2Q23 - Carbon Changeout 4/18/2023 BED1 and BED2 - 5 years
10	10/21/2016	1Q22 - Carbon Changeout 2/15/2022 BED1 and BED2 - 5 years
11	2/13/2018	4Q20 - Homeowner did not return calls; GAC System not sampled 1Q21 - Homeowner not available for sampling; GAC system not sampled 2Q21 - Homeowner not available for sampling; GAC system not sampled 3Q23 - Carbon Changeout 8/30/2023 BED1 and BED2 - 5 years
12	1/31/2017	1Q21 - New well installed and sampled 2/10/2021 - not qualified; GAC System removed 3/19/2021
13	7/24/2018	
20	11/3/2016	3Q20 - Carbon Changeout 8/5/2020 BED1 and BED2 - 5 years
21	10/20/2016	4Q21 - Carbon Changeout 12/30/2021 BED1 and BED2 - 5 years
25	12/12/2016	1Q22 - Carbon Changeout 2/3/2022 BED1 and BED2 - 5 years
26	12/2/2016	2Q17 - Following startup, resident noted iron taste in water. GAC System bypassed due to pressure and taste issues and was not sampled in 1Q17 and 2Q17. GAC System was switched to acid-washed GAC System to alleviate these issues in the beginning of 3Q17. 3Q17 - GAC System issues have been resolved and GAC System was sampled 4Q17 - Carbon Changeout 10/17/2017 BED1 and BED2 - Fe 4Q21 - Homeowner did not return calls; left hangtag 12/3/2021; GAC System not sampled 4Q22 - Carbon Changeout 11/30/2022 BED1 and BED2 - 5 years 4Q23 - Homeowner did not return calls; left hangtag 11/20/2023; GAC System not sampled
27	1/17/2018	1Q23 - Carbon Changeout 2/8/2023 BED1 and BED2 - 5 years; sample was inadvertently not collected; GAC System not sampled
28	1/24/2017	1Q20 - Homeowner did not return calls; GAC System not sampled 4Q21 - Carbon Changeout 11/16/2021 BED1 and BED2 - 5 years 1Q23 - GAC System removed 1/5/2023 at homeowner's request, home demolished for warehouse development
29	1/9/2018	1Q23 - GAC System removed 3/28/2023 at homeowner's request, permanent bottled water
31	5/17/2018	4Q23 - Carbon Changeout 11/8/2023 BED1 and BED2 - 5 years
37	11/7/2016	3Q20 - Carbon Changeout 8/4/2020 BED1 and BED2 - Fe/Pressure 1Q21 - Homeowner did not return calls; GAC System not sampled
38	12/7/2016	1Q22 - Carbon Changeout 2/22/2022 BED1 and BED2 - 5 years
40	5/5/2021	
43	11/3/2016	1Q22 - Carbon Changeout 3/17/2022 BED1 and BED2 - 5 years
44	4/13/2018	3Q23 - Carbon Changeout 8/16/2023 BED1 and BED2 - 5 years
50	2/7/2020	
54	10/20/2016	1Q22 - Carbon Changeout 1/12/2022 BED1 and BED2 - 5 years
58	10/19/2016	4Q17 - Carbon Changeout 12/18/2017 BED1 and BED2 - Fe 4Q21 - Homeowner did not return calls; GAC System not sampled 1Q22 - Carbon Changeout 1/19/2022 BED1 and BED2 - 5 years
59	2/7/2017	2Q22 - Carbon Changeout 5/19/2022 BED1 and BED2 - 5 years 3Q22 - Homeowner canceled sampling; GAC System not sampled 4Q22 - House vacant; GAC System not sampled 1Q23 - House vacant; GAC System not sampled 2Q23 - Homeowner canceled sampling and rescheduled for 3Q23; GAC System not sampled 4Q23 - House vacant; GAC System not sampled
60	12/13/2016	4Q17 - Homeowner did not return calls; GAC System not sampled 2Q18 - Carbon Changeout 4/12/2018 BED1 and BED2 - Fe 2Q18 - Homeowner did not return calls; GAC System not sampled 3Q18 - Homeowner did not return calls; GAC System not sampled 4Q18 - Homeowner did not return calls; GAC System not sampled 3Q19 - Carbon Changeout 9/19/2019 BED1 and BED2 - Fe 4Q21 - Homeowner did not return calls; GAC System not sampled 1Q22 - Unable to reach homeowner; left hangtag 3/10/2022; GAC System not sampled 2Q22 - Unable to reach homeowner; GAC System not sampled; referred to NJDEP and USEPA 6/2/2022 3Q22 - Unable to reach homeowner; left hangtag 9/15/2022; GAC System not sampled; will receive annual contact letter in 2023 4Q22 - GAC System not sampled, will receive annual contact letter in 2023 1Q23 - GAC System not sampled; annual letter mailed 1/13/2023 2Q23 - GAC System not sampled, will receive annual contact letter in 2024
61	12/1/2016	4Q21 - Carbon Changeout 11/10/2021 BED1 and BED2 - 5 years
62	10/6/2016	1Q22 - Carbon Changeout 2/10/2022 BED1 and BED2 - 5 years
66	10/11/2016	4Q21 - Carbon Changeout 11/22/2021 BED1 and BED2 - 5 years
68	10/24/2016	1Q22 - Carbon Changeout 3/1/2022 BED1 and BED2 - 5 years
70	6/15/2009	3Q15 - Carbon Changeout 7/22/2015 BED1 and BED2 - 5 years 3Q20 - Carbon Changeout 7/27/2020 BED1 and BED2 - 5 years
74	5/2/2018	3Q23 - Carbon Changeout 9/11/2023 BED1 and BED2 - 5 years
77	3/4/2020	3Q20 - Homeowner did not return calls; GAC System not sampled 4Q20 - Homeowner did not return calls; GAC System not sampled 1Q21 - Homeowner did not return calls; GAC System not sampled 2Q21 - Phone number out-of-service; unable to reach homeowner; GAC System not sampled 3Q21 - Phone number out-of-service; left hangtag 9/16/2021; unable to reach homeowner; GAC System not sampled 4Q21 - Phone number out-of-service; mailed letter 11/23/2021 requesting to call in; unable to reach homeowner; GAC System not sampled 2Q22 - Homeowner did not return calls; left hangtag 6/6/2022; GAC System not sampled 3Q22 - Homeowner did not return calls; left hangtag 9/15/2022; GAC System not sampled 4Q23 - Homeowner missed sampling appointment; left hangtag 12/15/2023; GAC System not sampled
80	10/21/2016	3Q20 - Home was in the process of being sold; GAC System not sampled 1Q21 - Homeowner did not return calls; GAC System not sampled 1Q22 - Carbon Changeout 2/8/2022 BED1 and BED2 - 5 years
81	4/10/2017	2Q19 - Carbon Changeout 5/22/2019 BED 1 and BED 2 - Fe
91	10/12/2016	1Q22 - Carbon Changeout 2/1/2022 BED1 and BED2 - 5 years
92	7/12/2021	4Q21 - Homeowner did not return calls; GAC System not sampled
94	10/19/2016	1Q18 - Carbon Changeout 2/16/2018 BED1 and BED2 - Fe 1Q19 - Carbon Changeout 1/8/2019 BED1 and BED2 - Fe 4Q21 - Carbon Changeout 12/15/2021 BED1 and BED2 - 5 years
95	10/5/2016	1Q20 - Carbon Changeout 2/13/2020 BED1 and BED2 - Fe
96	11/8/2016	1Q20 - Carbon Changeout 2/13/2020 BED1 and BED2 - Fe
97	4/18/2018	4Q23 - Carbon Changeout 10/31/2023 BED1 and BED2 - 5 years
99	11/7/2016	1Q22 - Carbon Changeout 2/24/2022 BED1 and BED2 - 5 years 2Q23 - New well installed and sampled 4/10/2023 - not qualified; GAC System removed 5/18/2023
100	12/9/2016	1Q22 - Carbon Changeout 3/3/2022 BED1 and BED2 - 5 years
102	11/2/2016	3Q17 - Carbon Changeout 8/30/2017 BED1 and BED2 - Fe 4Q18 - Carbon Changeout 10/24/2018 BED1 and BED2 - Fe 4Q21 - Carbon Changeout 12/21/2021 BED1 and BED2 - 5 years
104	11/15/2016	1Q19 - Carbon Changeout 3/14/2019 BED1 and BED2 - Fe 1Q20 - Homeowner did not return calls; GAC System not sampled 1Q23 - Homeowner did not return calls; left hangtag 3/20/2023; GAC System not sampled
108	1/6/2020	
113	9/30/2016	4Q21 - Carbon Changeout 12/7/2021 BED1 and BED2 - 5 years

**Table 1
Residential Granular Activated Carbon (GAC) System Information
Chemours Chambers Works
Deepwater, New Jersey**

GAC SYSTEM REGULATORY LOCATION ID	GAC SYSTEM INSTALLATION DATE	NOTES
115	6/21/2019	3Q20 - Homeowner did not return calls; GAC System not sampled 1Q21 - Homeowner is out-of-state; GAC System not sampled 1Q23 - Homeowner did not return calls; left hangtag 3/20/2023; GAC System not sampled 4Q23 - Homeowner missed sampling appointment; left hangtag 12/13/2023; GAC System not sampled
121	12/27/2016	1Q22 - New well installed and sampled 1/26/2022 - not qualified; GAC System removed 3/29/2022
122	5/16/2017	2Q22 - Carbon Changeout 5/10/2022 BED1 and BED2 - 5 years 3Q23 - House foreclosed; GAC System not sampled; will receive annual contact letter in 2024 4Q23 - House foreclosed; GAC System not sampled; will receive annual contact letter in 2024
127	12/14/2016	1Q22 - Carbon Changeout 3/9/2022 BED1 and BED2 - 5 years 3Q22 - Home sold; left hangtag 9/15/2022; house vacant; plans to demolish home for warehouse development; GAC System not sampled 4Q22 - GAC System removed 10/26/2022 at homeowner's request, home expected to be demolished for warehouse development
129	2/17/2017	1Q22 - Carbon Changeout 3/23/2022 BED1 and BED2 - 5 years
133	6/23/2021	
135	3/29/2017	1Q22 - Carbon Changeout 3/15/2022 BED1 and BED2 - 5 years
136	3/7/2017	3Q17 - Carbon Changeout 8/23/2017 BED1 and BED2 - Fe 3Q22 - Carbon Changeout 8/18/2022 BED1 and BED2 - 5 years
140	4/19/2017	2Q22 - Carbon Changeout 4/27/2022 BED1 and BED2 - 5 years
142	3/22/2017	1Q22 - Carbon Changeout 3/10/2022 BED1 and BED2 - 5 years
149	4/21/2017	2Q22 - Carbon Changeout 5/12/2022 BED1 and BED2 - 5 years
151	11/21/2017	2Q19 - Chemours connected residence to public water. Connection completed 6/13/2019. GAC System removed 6/21/2019
154	4/3/2017	4Q19 - Homeowner did not return calls; GAC System not sampled 3Q22 - Carbon Changeout 8/9/2022 BED1 and BED2 - 5 years
155	2/7/2018	2Q23 - Carbon Changeout 4/26/2023 BED1 and BED2 - 5 years
161	5/10/2017	3Q20 - Homeowner did not return calls; GAC System not sampled 2Q22 - House foreclosed; letter mailed to the bank 6/17/2022; GAC System not sampled 3Q22 - House foreclosed; GAC System not sampled; will receive annual contact letter in 2023 4Q22 - House sold to new homeowner; letter mailed 1/10/2022; homeowner contacted, no electric, no plumbing, GAC system no longer present; GAC System will be reinstalled when there is running water 1Q23 - Home is under construction, no one is living at the home or drinking the water at this time; GAC System not sampled 2Q23 - Carbon System reinstalled 4/20/2023
162	5/11/2017	4Q21 - Carbon Changeout 10/21/2021 BED1 and BED2 - 5 years
164	8/3/2017	4Q17 - Carbon Changeout 11/2/2017 BED1 and BED2 - Fe 4Q22 - Carbon Changeout 12/13/2022 BED1 and BED2 - 5 years
168	4/20/2022	
169	7/6/2017	3Q17 - Carbon Changeout 8/23/2017 BED1 and BED2 - Fe 3Q22 - Carbon Changeout 8/31/2022 BED1 and BED2 - 5 years 3Q23 - Homeowner declined sampling due to health issues; GAC System not sampled
170	7/5/2017	3Q22 - Carbon Changeout 8/30/2022 BED1 and BED2 - 5 years
171	7/31/2017	4Q19 - Carbon Changeout 10/11/2019 BED1 and BED2 - Fe
172	9/12/2017	4Q17 - Carbon Changeout 11/2/2017 BED1 and BED2 - Fe 4Q22 - Carbon Changeout 12/14/2022 BED1 and BED2 - 5 years
175	8/1/2017	4Q22 - Home was in the process of being sold; GAC System not sampled 1Q23 - Carbon Changeout 3/22/2023 BED1 and BED2 - 5 years
183	8/2/2017	4Q17 - Carbon Changeout 11/6/2017 BED1 and BED2 - Fe 1Q22 - Carbon Changeout 3/2/2022 BED1 and BED2 - 5 years
184	8/24/2017	4Q22 - Carbon Changeout 11/2/2022 BED1 and BED2 - 5 years 1Q23 - Carbon Changeout 4/4/2023 BED1 and BED2 - tank size
191	9/8/2017	4Q17 - Carbon Changeout 12/8/2017 BED1 - Fe 2Q19 - New well installed and sampled 5/16/2019 - not qualified; GAC System removed 6/20/2019
195	5/15/2019	
198	10/16/2017	1Q23 - Carbon Changeout 2/21/2023 BED1 and BED2 - 5 years
200	1/30/2019	
204	4/10/2018	2Q20 - Homeowner did not return calls; GAC System not sampled 4Q20 - Carbon Changeout 10/13/2020 BED1 and BED2 - Fe
205	1/17/2018	1Q23 - Carbon Changeout 3/14/2023 BED1 and BED2 - 5 years
206	1/31/2018	4Q23 - Carbon Changeout 11/14/2023 BED1 and BED2 - 5 years
207	2/2/2018	2Q23 - Carbon Changeout 5/31/2023 BED1 and BED2 - 5 years
208	2/13/2018	2Q23 - Carbon Changeout 6/13/2023 BED1 and BED2 - 5 years
209	1/19/2018	4Q19 - Homeowner did not return calls; GAC System not sampled 1Q23 - Carbon Changeout 2/23/2023 BED1 and BED2 - 5 years
210	4/30/2018	3Q22 - New well installed by homeowner and qualified for treatment. Old well is included in Table 3, GAC System is treating new well. See REG LOC ID: 679 for new well.
211	2/1/2018	1Q20 - Homeowner declined sampling due to COVID-19; GAC System not sampled 2Q23 - Carbon Changeout 6/7/2023 BED1 and BED2 - 5 years
213	1/10/2018	1Q23 - Carbon Changeout 3/23/2023 BED1 and BED2 - 5 years
214	4/20/2018	3Q23 - Carbon Changeout 8/9/2023 BED1 and BED2 - 5 years
215	1/16/2018	1Q23 - Carbon Changeout 3/29/2023 BED1 and BED2 - 5 years; sample was inadvertently not collected; GAC System not sampled
216	1/19/2018	1Q23 - Carbon Changeout 3/1/2023 BED1 and BED2 - 5 years
217	1/16/2018	1Q23 - Carbon Changeout 3/31/2023 BED1 and BED2 - 5 years
218	1/25/2018	1Q23 - Carbon Changeout 2/15/2023 BED1 and BED2 - 5 years
219	1/25/2018	1Q23 - Carbon Changeout 2/14/2023 BED1 and BED2 - 5 years
220	10/21/2019	
221	2/21/2018	4Q18 - GAC System removed 10/19/2018 at homeowner's request, permanent bottled water
222	1/18/2018	1Q23 - Carbon Changeout 2/16/2023 BED1 and BED2 - 5 years
223	2/7/2018	2Q23 - Carbon Changeout 5/16/2023 BED1 and BED2 - 5 years
224	2/9/2018	2Q23 - Carbon Changeout 5/31/2023 BED1 and BED2 - 5 years
225	1/26/2018	2Q19 - Basement flooded; unable to access sampling port; GAC System not sampled 1Q23 - Carbon Changeout 2/22/2023 BED1 and BED2 - 5 years
226	2/14/2018	2Q23 - Carbon Changeout 4/19/2023 BED1 and BED2 - 5 years
227	1/26/2018	1Q23 - Carbon Changeout 3/14/2023 BED1 and BED2 - 5 years
230	2/6/2018	2Q23 - Carbon Changeout 5/17/2023 BED1 and BED2 - 5 years
231	4/11/2018	3Q18 - Homeowner did not return calls; GAC System not sampled 1Q20 - Homeowner did not return calls; GAC System not sampled 4Q23 - Carbon Changeout 11/2/2023 BED1 and BED2 - 5 years
232	2/23/2018	2Q21 - Carbon Changeout 6/10/2021 BED1 and BED2 - results driven 3Q21 - Chemours connected residence to public water. Connection completed 6/25/2021. GAC System removed 6/25/2021. Well abandoned 08/12/2021.
233	3/27/2018	2Q23 - Carbon Changeout 5/4/2023 BED1 and BED2 - 5 years
235	2/9/2018	2Q23 - Carbon Changeout 6/13/2023 BED1 and BED2 - 5 years
236	5/4/2018	4Q23 - Carbon Changeout 11/7/2023 BED1 and BED2 - 5 years
237	2/20/2018	2Q20 - Homeowner did not return calls; GAC System not sampled 4Q22 - House vacant; GAC System not sampled 1Q23 - House vacant; home was in the process of being sold; GAC System not sampled 2Q23 - Carbon Changeout 6/15/2023 BED1 and BED2 - 5 years 3Q23 - Carbon Changeout 8/15/2023 BED1 and BED2 - 5 years
238	4/24/2018	
239	4/12/2018	3Q23 - Carbon Changeout 9/25/2023 BED1 and BED2 - 5 years
242	11/15/2019	4Q20 - Homeowner had COVID-19; GAC System not sampled 3Q21 - Homeowner did not return calls; GAC System not sampled
243	3/27/2018	2Q23 - Carbon Changeout 5/16/2023 BED1 and BED2 - 5 years 3Q23 - New well installed by homeowner and qualified for treatment. Old well is included in Table 3, GAC System is treating new well. See REG LOC ID: 705 for new well.
244	5/2/2018	4Q19 - Homeowner did not return calls; GAC System not sampled 2Q20 - Homeowner away on vacation; GAC System not sampled 3Q20 - Homeowner did not return calls; GAC System not sampled 4Q20 - Homeowner did not return calls; GAC System not sampled 3Q21 - Homeowner did not return calls; GAC System not sampled 3Q22 - Homeowner did not return calls; left hangtag 9/15/2022; GAC System not sampled 3Q23 - Homeowner did not return calls; left hangtag 9/14/2023; GAC System not sampled 4Q23 - Homeowner did not return calls; left hangtag 11/20/2023 and 12/13/2023; GAC System not sampled
245	3/30/2018	4Q19 - GAC System removed 11/19/2019 at homeowner's request, permanent bottled water 2Q21 - Well water resampled, not qualified; permanent bottled water stopped; well included in QREP sampling
246	5/24/2018	4Q23 - Carbon Changeout 10/25/2023 BED1 and BED2 - 5 years

**Table 1
Residential Granular Activated Carbon (GAC) System Information
Chemours Chambers Works
Deepwater, New Jersey**

GAC SYSTEM REGULATORY LOCATION ID	GAC SYSTEM INSTALLATION DATE	NOTES
247	2/20/2018	2Q23 - Carbon Changeout 4/18/2023 BED1 and BED2 - 5 years
248	2/16/2018	4Q20 - Homeowner did not return calls; GAC System not sampled 2Q23 - Carbon Changeout 6/27/2023 BED1 and BED2 - 5 years
249	9/28/2018	
250	9/19/2018	1Q20 - Homeowner did not return calls; GAC System not sampled 4Q20 - Homeowner did not return calls; GAC System not sampled 4Q21 - Homeowner did not return calls; GAC System not sampled
251	11/5/2019	4Q20 - Homeowner did not return calls; GAC System not sampled
255	2/22/2018	2Q23 - Carbon Changeout 4/11/2023 BED1 and BED2 - 5 years
256	3/13/2018	2Q23 - Carbon Changeout 4/11/2023 BED1 and BED2 - 5 years
257	5/4/2018	1Q20 - Homeowner canceled sampling and did not reschedule; GAC System not sampled 4Q23 - Carbon Changeout 12/1/2023 BED1 and BED2 - 5 years
258	3/14/2018	2Q23 - Carbon Changeout 6/8/2023 BED1 and BED2 - 5 years
259	3/20/2018	1Q20 - Homeowner did not return calls; GAC System not sampled 1Q21 - Homeowner did not return calls; GAC System not sampled 2Q23 - Carbon Changeout 5/30/2023 BED1 and BED2 - 5 years
260	3/20/2018	4Q20 - Homeowner did not return calls; GAC System not sampled 2Q23 - Carbon Changeout 4/25/2023 BED1 and BED2 - 5 years
261	3/14/2018	2Q23 - Carbon Changeout 5/9/2023 BED1 and BED2 - 5 years
265	4/17/2018	4Q23 - Carbon Changeout 10/3/2023 BED1 and BED2 - 5 years
266	4/19/2018	3Q23 - Carbon Changeout 9/13/2023 BED1 and BED2 - 5 years
267	8/10/2022	
268	3/28/2018	4Q19 - Homeowner did not return calls; GAC System not sampled 3Q20 - Homeowner did not return calls; GAC System not sampled 2Q21 - Homeowner did not return calls; GAC System not sampled 3Q23 - Carbon Changeout 7/6/2023 BED1 and BED2 - 5 years
269	2/27/2018	4Q21 - Carbon Changeout 12/9/2021 BED1 and BED2 - Pressure
270	5/3/2018	3Q23 - Carbon Changeout 8/15/2023 BED1 and BED2 - 5 years
271	3/23/2018	2Q23 - Carbon Changeout 5/26/2023 BED1 and BED2 - 5 years
272	4/24/2018	3Q23 - Carbon Changeout 9/26/2023 BED1 and BED2 - 5 years
274	3/28/2018	4Q18 - Homeowner did not return calls; GAC System not sampled 4Q19 - Homeowner did not return calls; GAC System not sampled 1Q20 - Homeowner did not return calls; GAC System not sampled 2Q23 - Carbon Changeout 4/25/2023 BED1 and BED2 - 5 years
278	5/30/2018	2Q20 - Homeowner away on vacation; GAC System not sampled 4Q23 - Carbon Changeout 11/30/2023 BED1 and BED2 - 5 years
279	4/26/2022	
280	4/17/2018	4Q19 - Homeowner did not return calls; GAC System not sampled 4Q23 - Carbon Changeout 10/4/2023 BED1 and BED2 - 5 years
281	5/14/2019	4Q19 - Homeowner did not return calls; GAC System not sampled 4Q20 - Homeowner did not return calls; GAC System not sampled 3Q21 - Homeowner did not return calls; GAC System not sampled 1Q23 - Homeowner did not return calls; left hangtag 3/20/2023; GAC System not sampled 2Q23 - Phone number out-of-service; mailed letter 7/3/2023 requesting to call in; unable to reach homeowner; GAC System not sampled
284	3/23/2018	2Q23 - Carbon Changeout 6/7/2023 BED1 and BED2 - 5 years
285	4/18/2018	1Q21 - Homeowner did not return calls; GAC System not sampled 4Q23 - Carbon Changeout 11/15/2023 BED1 and BED2 - 5 years
286	6/15/2018	2Q19 - Homeowner did not return calls; GAC System not sampled 4Q19 - Homeowner did not return calls; GAC System not sampled 1Q20 - Homeowner did not return calls; GAC System not sampled 3Q20 - Homeowner did not return calls; GAC System not sampled 1Q21 - Homeowner did not return calls; GAC System not sampled 2Q22 - Homeowner did not return calls; left hangtag 6/14/2022; GAC System not sampled 4Q23 - Carbon Changeout 12/12/2023 BED1 and BED2 - 5 years
288	4/18/2018	3Q23 - Carbon Changeout 8/29/2023 BED1 and BED2 - 5 years
289	6/22/2018	
290	9/18/2018	4Q19 - Homeowner did not return calls; GAC System not sampled 1Q20 - Homeowner did not return calls; GAC System not sampled 2Q21 - Homeowner did not return calls; GAC System not sampled 3Q21 - Phone number out-of-service; left hangtag 9/16/2021; unable to reach homeowner; GAC System not sampled 4Q21 - Phone number out-of-service; mailed letter 11/23/2021 requesting to call in; unable to reach homeowner; GAC System not sampled
295	6/15/2018	1Q20 - Homeowner declined sampling due to COVID-19; GAC System not sampled 4Q20 - Homeowner did not return calls; GAC System not sampled 4Q23 - Carbon Changeout 10/10/2023 BED1 and BED2 - 5 years
297	5/23/2018	4Q23 - Carbon Changeout 10/18/2023 BED1 and BED2 - 5 years
301	10/17/2018	
302	6/28/2018	4Q19 - New well installed and sampled 9/20/2019 - not qualified; GAC System removed 12/5/2019
303	9/5/2018	4Q23 - GAC System removed 12/14/2023 at homeowner's request, home expected to be demolished
309	9/27/2018	
310	9/4/2018	4Q18 - Homeowner did not return calls; GAC System not sampled 3Q19 - Home is under construction, no one is living at the home or drinking the water at this time; GAC System not sampled 4Q19 - Home is under construction, no one is living at the home or drinking the water at this time; GAC System not sampled 3Q21 - Home was inadvertently not offered sampling; GAC System not sampled
320	10/16/2018	
324	11/6/2018	
327	12/18/2018	1Q23 - Homeowner did not return calls; GAC System not sampled
328	8/8/2019	
330	12/12/2018	1Q19 - Homeowner did not return calls; GAC System not sampled 4Q19 - Home is under construction, no one is living at the home or drinking the water at this time; GAC System not sampled 1Q20 - Home is under construction, no one is living at the home or drinking the water at this time; GAC System not sampled 2Q20 - Home is under construction, no one is living at the home or drinking the water at this time; GAC System not sampled 3Q20 - Home is under construction, no one is living at the home or drinking the water at this time; GAC System not sampled 4Q20 - Homeowner out-of-state; GAC System not sampled 1Q21 - Homeowner out-of-state; GAC System not sampled 3Q22 - Homeowner canceled sampling and rescheduled for 4Q22; GAC System not sampled
337	2/19/2019	
343	7/6/2021	
356	8/16/2022	
358	3/13/2019	3Q21 - No one is living at the home or drinking the water at this time; GAC System not sampled 4Q21 - Home was in the process of being sold; GAC System not sampled 1Q22 - Unable to reach new homeowner; GAC System not sampled 2Q22 - Home sold; house vacant; letter mailed 6/17/2022; GAC System not sampled; referred to NJDEP and USEPA 6/2/2022 3Q22 - New homeowner contacted; sampling to resume pending OM&M Agreement signature; GAC System not sampled
359	3/29/2019	2Q21 - No one is living at the home or drinking the water at this time; GAC System not sampled 3Q21 - No one is living at the home or drinking the water at this time; GAC System not sampled 4Q21 - GAC System removed 11/30/2021 at homeowner's request, home demolished for warehouse development, well decommissioned
361	8/5/2019	2Q20 - Homeowner did not return calls; GAC System not sampled 1Q22 - Homeowner out-of-state; GAC System not sampled
369	5/22/2019	
378	4/26/2019	
379	5/1/2019	4Q19 - Homeowner did not return calls; GAC System not sampled
380	3/27/2019	
384	1/6/2022	
388	5/8/2019	4Q20 - Homeowner did not return calls; GAC System not sampled
390	4/23/2019	
391	5/17/2019	4Q19 - Homeowner did not return calls; GAC System not sampled 1Q21 - Homeowner did not return calls; GAC System not sampled 2Q22 - Homeowner out-of-state; GAC System not sampled
393	6/20/2019	3Q19 - Homeowner did not return calls; GAC System not sampled
398	7/29/2019	
403	10/25/2019	
404	6/3/2021	

**Table 1
Residential Granular Activated Carbon (GAC) System Information
Chemours Chambers Works
Deepwater, New Jersey**

GAC SYSTEM REGULATORY LOCATION ID	GAC SYSTEM INSTALLATION DATE	NOTES
419	9/15/2020	
421	6/15/2021	
423	9/10/2020	
427	8/27/2020	
428	8/26/2021	4Q23 - Carbon Changeout 10/5/2023 BED1 and BED2 - results driven
434	9/1/2020	1Q23 - Home was in the process of being sold; GAC System not sampled 2Q23 - Unable to reach new homeowner; letter mailed 6/16/2023; GAC System not sampled 3Q23 - Unable to reach new homeowner; letter mailed 7/6/2023; GAC System not sampled 4Q23 - Unable to reach new homeowner; letter mailed 12/12/2023; GAC System not sampled
435	6/30/2021	
436	11/6/2020	1Q22 - Homeowner out-of-state; GAC System not sampled
439	9/8/2020	
441	12/10/2020	
443	11/13/2020	2Q22 - Home was in the process of being sold; GAC System not sampled 4Q22 - House vacant; GAC System not sampled 1Q23 - House vacant; GAC System not sampled 2Q23 - House vacant; GAC System not sampled 3Q23 - House vacant; GAC System not sampled 4Q23 - House vacant; GAC System not sampled
450	10/28/2020	4Q22 - New well installed and sampled 9/8/2022 - not qualified; GAC System removed 10/26/2022
457	2/5/2021	
464	12/7/2016	3Q20 - NJDEP-installed GAC and softener system included in Chemours' OM&M program 1Q21 - Carbon Changeout 2/19/2021 BED1 and BED2 - Fe
465	11/29/2017	1Q20 - Carbon Changeout February 2020 by NJDEP - BED1 removed, BED2 moved to BED1 position, new BED2 installed 3Q20 - NJDEP-installed GAC and softener system included in Chemours' OM&M program 4Q20 - Carbon Changeout 10/29/2020 BED1 and BED2 - results driven 1Q21 - No results due to bottle labeling error 4Q23 - Carbon Changeout 10/17/2023 BED1 and BED2 - results driven
466	12/6/2017	3Q20 - NJDEP-installed GAC and softener system included in Chemours' OM&M program 4Q20 - Homeowner did not return calls; GAC System not sampled 4Q22 - Carbon Changeout 11/17/2022 BED1 and BED2 - 5 years 2Q23 - New well installed and sampled 6/19/2023 - not qualified; GAC System ownership transferred 8/28/2023 to the homeowner per homeowner request
467	11/30/2017	3Q20 - NJDEP-installed GAC and softener system included in Chemours' OM&M program 3Q21 - Homeowner did not return calls; GAC System not sampled 1Q23 - Carbon Changeout 3/2/2023 BED1 and BED2 - 5 years
468	12/11/2017	2Q19 - Carbon Changeout May 2019 by NJDEP - BED1 removed, BED2 moved to BED1 position, new BED2 installed 3Q20 - NJDEP-installed GAC and softener system included in Chemours' OM&M program 3Q22 - Carbon Changeout 8/11/2022 BED1 and BED2 - 5 years
469	4/5/2018	3Q20 - NJDEP-installed GAC and softener system included in Chemours' OM&M program 2Q23 - Carbon Changeout 5/2/2023 BED1 and BED2 - 5 years
470	3/27/2018	3Q19 - Carbon Changeout August 2019 by NJDEP - BED1 removed, BED2 moved to BED1 position, new BED2 installed 3Q20 - NJDEP-installed GAC and softener system included in Chemours' OM&M program 1Q23 - Carbon Changeout 2/7/2023 BED1 and BED2 - 5 years; sample was inadvertently not collected; GAC System not sampled
471	10/3/2016	3Q20 - NJDEP-installed GAC and softener system included in Chemours' OM&M program 4Q21 - Carbon Changeout 12/22/2021 BED1 and BED2 - 5 years 4Q22 - Home sold; house vacant; plans to demolish home for warehouse development; GAC System not sampled 1Q23 - GAC System removed 1/26/2023 at homeowner's request, home expected to be demolished for warehouse development
472	1/24/2018	4Q18 - Carbon Changeout November 2018 by NJDEP - BED1 removed, BED2 moved to BED1 position, new BED2 installed 3Q20 - NJDEP-installed GAC and softener system included in Chemours' OM&M program, homeowner non-responsive and GAC System not sampled 1Q23 - Carbon Changeout 1/24/2023 BED1 and BED2 - 5 years
473	4/18/2018	3Q20 - NJDEP-installed GAC system included in Chemours' OM&M program 3Q22 - Home sold; house vacant; plans to demolish home for warehouse development; GAC System not sampled 4Q22 - GAC System removed 12/6/2022 at homeowner's request, home demolished for warehouse development
474	4/15/2016	2Q19 - Carbon Changeout June 2019 by NJDEP - BED1 removed, BED2 moved to BED1 position, new BED2 installed 3Q20 - NJDEP-installed GAC and softener system included in Chemours' OM&M program 4Q21 - Carbon Changeout 10/19/2021 BED1 and BED2 - 5 years
475	11/9/2015	3Q18 - BED1 carbon replaced with resin by NJDEP 9/28/2018 3Q20 - NJDEP-installed GAC and resin system included in Chemours' OM&M program; homeowner did not return calls; GAC System not sampled 3Q21 - Carbon Changeout 09/14/2021 BED1 and BED2 - 5 years 2Q23 - Homeowner canceled sampling and rescheduled for 3Q23; GAC System not sampled
480	11/20/2020	1Q23 - House vacant; GAC System not sampled 2Q23 - Homeowner did not return calls; GAC System not sampled 3Q23 - Homeowner did not return calls; GAC System not sampled 4Q23 - House vacant; GAC System not sampled
484	12/5/2017	4Q20 - NJDEP-installed GAC and softener system included in Chemours' OM&M program 4Q21 - Carbon Changeout 11/23/2021 BED1 and BED2 - results driven
485	12/1/2015	3Q18 - BED1 carbon replaced with resin by NJDEP 9/28/2018 4Q20 - NJDEP-installed GAC and resin system included in Chemours' OM&M program 1Q21 - Carbon Changeout 2/12/2021 BED2 - 5 years
488	12/7/2017	4Q20 - NJDEP-installed GAC and softener system included in Chemours' OM&M program 4Q22 - Carbon Changeout 11/15/2022 BED1 and BED2 - 5 years
489	12/12/2017	4Q20 - NJDEP-installed GAC and softener system included in Chemours' OM&M program 1Q23 - Carbon Changeout 1/19/2023 BED1 and BED2 - 5 years
490	3/1/2016	4Q19 - Carbon Changeout October 2019 by NJDEP - BED1 removed, BED2 moved to BED1 position, new BED2 installed 4Q20 - NJDEP-installed GAC and softener system included in Chemours' OM&M program 4Q21 - Carbon Changeout 10/7/2021 BED1 and BED2 - 5 years 3Q23 - Carbon Changeout 8/14/2023 - only BED1 replaced due to a crack in the tank
491	12/21/2017	4Q20 - NJDEP-installed GAC and softener system included in Chemours' OM&M program 4Q22 - Carbon Changeout 12/8/2022 BED1 and BED2 - 5 years
493	3/3/2021	
495	1/26/2021	
496	2/16/2021	
498	1/25/2021	
499	3/11/2021	
506	2/17/2021	
510	4/21/2021	3Q21 - Carbon Changeout 7/26/2021 BED1 and BED2 - Fe
511	4/2/2021	1Q23 - Homeowner did not return calls; left hangtag 2/13/2023; GAC System not sampled 2Q23 - Homeowner did not return calls; GAC System not sampled
513	4/14/2021	
517	9/7/2021	
519	2/17/2022	
521	6/11/2021	
522	4/9/2021	1Q23 - Homeowner requested to delay due to maintenance issues; GAC System not sampled 2Q23 - Carbon Changeout 4/19/2023 BED1 and BED2 - Fe
527	3/31/2021	
532	4/22/2021	
533	1/17/2023	2Q23 - Phone number out-of-service; mailed letter 7/3/2023 requesting to call in; unable to reach homeowner; GAC System not sampled
538	6/10/2021	
542	3/11/2022	
549	6/25/2021	
553	5/26/2021	4Q21 - Homeowner did not return calls; GAC System not sampled
557	10/26/2021	
559	5/20/2021	
570	10/6/2021	2Q22 - Homeowner did not return calls; left hangtag 6/6/2022; GAC System not sampled 4Q22 - Homeowner canceled sampling and rescheduled for 1Q23; GAC System not sampled 3Q23 - Homeowner did not return calls; left hangtag 9/13/2023; GAC System not sampled
571	6/7/2022	3Q23 - Carbon Changeout 8/1/2023 BED1 and BED2 - Fe
573	7/9/2021	
581	8/24/2021	
583	11/9/2021	
584	10/5/2021	

**Table 1
Residential Granular Activated Carbon (GAC) System Information
Chemours Chambers Works
Deepwater, New Jersey**

GAC SYSTEM REGULATORY LOCATION ID	GAC SYSTEM INSTALLATION DATE	NOTES
585	3/30/2022	1Q23 - House vacant; GAC System not sampled 3Q23 - Carbon Changeout 8/1/2023 BED1 and BED2 - results driven
589	1/18/2023	
598	10/12/2021	
600	10/27/2021	1Q22 - GAC System removed 2/2/2022 at homeowner's request, permanent bottled water
604	5/11/2022	
617	11/4/2021	
634	11/2/2021	
638	1/4/2022	
640	11/16/2022	
641	1/5/2022	
642	1/27/2022	
644	1/11/2022	
654	4/19/2022	
657	9/29/2022	
665	8/17/2022	2Q23 - House vacant; GAC System not sampled 3Q23 - House vacant; GAC System not sampled 4Q23 - House vacant; GAC System not sampled
679	4/30/2018	3Q22 - New well installed by homeowner and qualified for treatment and GAC system left in place; see REG LOC ID: 210 for old well 3Q22 - Carbon Changeout 9/2/2022 BED1 and BED2 - 5 years
680	12/1/2022	
705	3/27/2018	2Q23 - Carbon Changeout 5/16/2023 BED1 and BED2 - 5 years 3Q23 - New well installed by homeowner and qualified for treatment and GAC system left in place; see REG LOC ID: 243 for old well 4Q23 - Inadvertently not sampled; 1Q24 sampling scheduled immediately upon notice

**Table 2. Residential Granular Activated Carbon (GAC) Treatment System Results –
Chemours Chambers Works, Deepwater, New Jersey**

Field Sample ID	Date	PFOA	PFOS	PFNA	Comments
Location: 3					
BED1	2/9/2021	<0.0020	<0.0020	<0.0020	
BED1-DUP	2/9/2021	<0.0020	<0.0020	<0.0020	
BED1	10/27/2020	<0.0020	<0.0020	<0.0020	
BED1	6/29/2020	<0.0020	<0.0020	<0.0020	
BED1	12/4/2019	<0.0020	<0.0020	<0.0020	
PT	3/7/2019	0.11	0.0044	0.024	
BED1	3/7/2019	<0.0020	<0.0020	<0.0020	
BED1	6/18/2018	<0.0020	<0.0020	<0.0020	
BED1	3/16/2018	<0.0020	<0.0020	<0.0020	
PT	9/7/2017	0.065	<0.0020	<0.0020	
BED1	9/7/2017	<0.0020	<0.0020	<0.0020	
BED1	6/27/2017	<0.0020	<0.0020	<0.0020	
-DUP	10/26/2016	0.13 B	0.0049 B	0.022 B	GAC installed 01/04/2017.
	10/26/2016	0.14 B	0.0049 B	0.024 B	GAC installed 01/04/2017.
	3/26/2009	0.16			
Location: 9					
BED1	11/10/2023	<0.0020	<0.0020	<0.0020	

Concentrations are in micrograms per liter (ug/L). Concentrations are rounded by the laboratory and reported to two significant figures. For samples collected prior to 10/1/2013, results for PFOA are reported under the following protocol: ND < LOD < NQ < LOQ where ND = Not Detected, NQ = Not Quantifiable, LOD = Limit of Detection, LOQ = Limit of Quantitation; the LOD/LOQ may have varied by instrument and quarter. For samples collected after 10/1/2013, samples are reported to a reporting limit (RL) of 0.0050 ug/L for PFOA. For samples collected after 6/30/2016, each target compound RL is 0.0020 ug/L. J = Analyte present, reported value may not be accurate or precise; UJ = Not detected, reporting limit may not be accurate or precise; B = Not detected substantially above the level reported in the laboratory or field blanks. Samples identified as BED1 were collected after the first carbon bed. Samples identified as BED2 were collected after the second carbon bed and represent the treated water. All other samples collected were prior to Chemours treatment. Samples identified with -D or -DUP are duplicate samples. Starting with the 3Q20 samples, the samples are analyzed by USEPA Method 537.1. Prior to 3Q20, the samples were analyzed by a modified method 537. QREP = Qualification Re-Evaluation Program. OMM = Operation, Maintenance, and Monitoring. PWS = Public Water Service. NJDEP = New Jersey Department of Environmental Protection.

**Table 2. Residential Granular Activated Carbon (GAC) Treatment System Results –
Chemours Chambers Works, Deepwater, New Jersey**

Field Sample ID	Date	PFOA	PFOS	PFNA	Comments
PT	8/9/2023	0.087	0.0095	0.0097	
BED1	8/9/2023	<0.0020	<0.0020	<0.0020	
BED1	4/18/2023	<0.0020 UJ	<0.0020 UJ	<0.0020 UJ	Carbon Changeout 04/18/2023 - 5yr.
BED1	3/22/2023	<0.0020	<0.0020	<0.0020	
BED1	10/13/2022	<0.0020	<0.0020	<0.0020	
PT	7/25/2022	0.094	0.010	0.0089	
BED1	7/25/2022	<0.0020	<0.0020	<0.0020	
BED1	4/7/2022	<0.0020	<0.0020	<0.0020	
BED1	1/4/2022	<0.0020	<0.0020	<0.0020	
BED1	10/6/2021	<0.0020	<0.0020	<0.0020	
PT	7/7/2021	0.10	0.0084	0.0066	
BED1	7/7/2021	<0.0020	<0.0020	<0.0020	
BED1	4/7/2021	<0.0020	<0.0020	<0.0020	
BED1	1/20/2021	<0.0020	<0.0020	<0.0020	
BED1	10/6/2020	<0.0020	<0.0020	<0.0020	
PT	7/28/2020	0.11	0.0092	0.0086	
BED1	7/28/2020	<0.0020	<0.0020	<0.0020	
BED1	6/8/2020	<0.0020	<0.0020	<0.0020	

Concentrations are in micrograms per liter (ug/L). Concentrations are rounded by the laboratory and reported to two significant figures. For samples collected prior to 10/1/2013, results for PFOA are reported under the following protocol: ND < LOD < NQ < LOQ where ND = Not Detected, NQ = Not Quantifiable, LOD = Limit of Detection, LOQ = Limit of Quantitation; the LOD/LOQ may have varied by instrument and quarter. For samples collected after 10/1/2013, samples are reported to a reporting limit (RL) of 0.0050 ug/L for PFOA. For samples collected after 6/30/2016, each target compound RL is 0.0020 ug/L. J = Analyte present, reported value may not be accurate or precise; UJ = Not detected, reporting limit may not be accurate or precise; B = Not detected substantially above the level reported in the laboratory or field blanks. Samples identified as BED1 were collected after the first carbon bed. Samples identified as BED2 were collected after the second carbon bed and represent the treated water. All other samples collected were prior to Chemours treatment. Samples identified with -D or -DUP are duplicate samples. Starting with the 3Q20 samples, the samples are analyzed by USEPA Method 537.1. Prior to 3Q20, the samples were analyzed by a modified method 537. QREP = Qualification Re-Evaluation Program. OMM = Operation, Maintenance, and Monitoring. PWS = Public Water Service. NJDEP = New Jersey Department of Environmental Protection.

**Table 2. Residential Granular Activated Carbon (GAC) Treatment System Results –
Chemours Chambers Works, Deepwater, New Jersey**

Field Sample ID	Date	PFOA	PFOS	PFNA	Comments
BED1	1/29/2020	<0.0020	<0.0020	<0.0020	
BED1	10/16/2019	<0.0020	<0.0020	<0.0020	
PT	7/26/2019	0.12	0.010	0.011	
BED1	7/26/2019	<0.0020	<0.0020	<0.0020	
BED1	4/18/2019	<0.0020	<0.0020	<0.0020	
BED1	2/11/2019	<0.0020	<0.0020	<0.0020	
BED1	11/12/2018	<0.0020	<0.0020	<0.0020	
PT	8/21/2018	0.10	0.0083	0.0070	
BED1	8/21/2018	<0.0020	<0.0020	<0.0020	
BED1	5/31/2018	<0.0020	<0.0020	<0.0020	
BED1	3/14/2018	<0.0020	<0.0020	<0.0020	Carbon Changeout 01/09/2018 - Fe.
BED1	12/5/2017	<0.0020	<0.0020	<0.0020	
PT	8/18/2017	0.11	0.0057	0.0063	
BED1	8/18/2017	<0.0020	<0.0020	<0.0020	
BED1	6/23/2017	<0.0020	<0.0020	<0.0020	
BED1	3/3/2017	<0.0020	<0.0020	<0.0020	
	7/8/2016	0.13 J	0.0072	0.0064	GAC installed 10/12/2016.
	3/27/2009	0.074			

Concentrations are in micrograms per liter (ug/L). Concentrations are rounded by the laboratory and reported to two significant figures. For samples collected prior to 10/1/2013, results for PFOA are reported under the following protocol: ND < LOD < NQ < LOQ where ND = Not Detected, NQ = Not Quantifiable, LOD = Limit of Detection, LOQ = Limit of Quantitation; the LOD/LOQ may have varied by instrument and quarter. For samples collected after 10/1/2013, samples are reported to a reporting limit (RL) of 0.0050 ug/L for PFOA. For samples collected after 6/30/2016, each target compound RL is 0.0020 ug/L. J = Analyte present, reported value may not be accurate or precise; UJ = Not detected, reporting limit may not be accurate or precise; B = Not detected substantially above the level reported in the laboratory or field blanks. Samples identified as BED1 were collected after the first carbon bed. Samples identified as BED2 were collected after the second carbon bed and represent the treated water. All other samples collected were prior to Chemours treatment. Samples identified with -D or -DUP are duplicate samples. Starting with the 3Q20 samples, the samples are analyzed by USEPA Method 537.1. Prior to 3Q20, the samples were analyzed by a modified method 537. QREP = Qualification Re-Evaluation Program. OMM = Operation, Maintenance, and Monitoring. PWS = Public Water Service. NJDEP = New Jersey Department of Environmental Protection.

**Table 2. Residential Granular Activated Carbon (GAC) Treatment System Results –
Chemours Chambers Works, Deepwater, New Jersey**

Field Sample ID	Date	PFOA	PFOS	PFNA	Comments
Location: 10					
BED1	10/3/2023	<0.0020	<0.0020	<0.0020	
PT	7/10/2023	0.045	0.0046	0.0057	
BED1	7/10/2023	<0.0020	<0.0020	<0.0020	
BED1	4/5/2023	<0.0020	<0.0020	<0.0020	
BED1	1/3/2023	<0.0020	<0.0020	<0.0020	
BED1	10/4/2022	<0.0020	<0.0020	<0.0020	
PT	7/6/2022	0.030	0.0030 J	0.0035	
BED1	7/6/2022	<0.0020	<0.0020	<0.0020	
BED1	4/6/2022	<0.0020	<0.0020	<0.0020	Carbon Changeout 02/15/2022 - 5yr.
BED1	1/4/2022	<0.0020	<0.0020	<0.0020	
BED1	10/5/2021	<0.0020	<0.0020	<0.0020	
PT	7/7/2021	0.051	0.0051	0.0039	
BED1	7/7/2021	<0.0020	<0.0020	<0.0020	
BED1	4/9/2021	<0.0020	<0.0020	<0.0020	
BED1	1/22/2021	<0.0020	<0.0020	<0.0020	
BED1	10/15/2020	<0.0020	<0.0020	<0.0020	
PT	8/12/2020	0.054	0.0044	0.0036	

Concentrations are in micrograms per liter (ug/L). Concentrations are rounded by the laboratory and reported to two significant figures. For samples collected prior to 10/1/2013, results for PFOA are reported under the following protocol: ND < LOD < NQ < LOQ where ND = Not Detected, NQ = Not Quantifiable, LOD = Limit of Detection, LOQ = Limit of Quantitation; the LOD/LOQ may have varied by instrument and quarter. For samples collected after 10/1/2013, samples are reported to a reporting limit (RL) of 0.0050 ug/L for PFOA. For samples collected after 6/30/2016, each target compound RL is 0.0020 ug/L. J = Analyte present, reported value may not be accurate or precise; UJ = Not detected, reporting limit may not be accurate or precise; B = Not detected substantially above the level reported in the laboratory or field blanks. Samples identified as BED1 were collected after the first carbon bed. Samples identified as BED2 were collected after the second carbon bed and represent the treated water. All other samples collected were prior to Chemours treatment. Samples identified with -D or -DUP are duplicate samples. Starting with the 3Q20 samples, the samples are analyzed by USEPA Method 537.1. Prior to 3Q20, the samples were analyzed by a modified method 537. QREP = Qualification Re-Evaluation Program. OMM = Operation, Maintenance, and Monitoring. PWS = Public Water Service. NJDEP = New Jersey Department of Environmental Protection.

**Table 2. Residential Granular Activated Carbon (GAC) Treatment System Results –
Chemours Chambers Works, Deepwater, New Jersey**

Field Sample ID	Date	PFOA	PFOS	PFNA	Comments
BED1	8/12/2020	<0.0020	<0.0020	<0.0020	
BED1	6/10/2020	<0.0020	<0.0020	<0.0020	
BED1	1/31/2020	<0.0020	<0.0020	<0.0020	
BED1	10/18/2019	<0.0020	<0.0020	<0.0020	
PT	7/22/2019	0.056	0.0042	0.0038	
BED1	7/22/2019	<0.0020	<0.0020	<0.0020	
BED1	4/16/2019	<0.0020	<0.0020	<0.0020	
BED1	1/31/2019	<0.0020	<0.0020	<0.0020	
BED1	11/8/2018	<0.0020	<0.0020	<0.0020	
PT	8/8/2018	0.055	0.0037	0.0029	
BED1	8/8/2018	<0.0020	<0.0020	<0.0020	
BED1	5/10/2018	<0.0020	<0.0020	<0.0020	
BED1	3/9/2018	0.0034	<0.0020	<0.0020	
BED2	3/9/2018	<0.0020	<0.0020	<0.0020	
BED1	12/12/2017	<0.0020	<0.0020	<0.0020	
PT	9/7/2017	<0.0020	<0.0020	<0.0020	
BED1	9/7/2017	<0.0020	<0.0020	<0.0020	
BED1	6/7/2017	<0.0020	<0.0020	<0.0020	UJ

Concentrations are in micrograms per liter (ug/L). Concentrations are rounded by the laboratory and reported to two significant figures. For samples collected prior to 10/1/2013, results for PFOA are reported under the following protocol: ND < LOD < NQ < LOQ where ND = Not Detected, NQ = Not Quantifiable, LOD = Limit of Detection, LOQ = Limit of Quantitation; the LOD/LOQ may have varied by instrument and quarter. For samples collected after 10/1/2013, samples are reported to a reporting limit (RL) of 0.0050 ug/L for PFOA. For samples collected after 6/30/2016, each target compound RL is 0.0020 ug/L. J = Analyte present, reported value may not be accurate or precise; UJ = Not detected, reporting limit may not be accurate or precise; B = Not detected substantially above the level reported in the laboratory or field blanks. Samples identified as BED1 were collected after the first carbon bed. Samples identified as BED2 were collected after the second carbon bed and represent the treated water. All other samples collected were prior to Chemours treatment. Samples identified with -D or -DUP are duplicate samples. Starting with the 3Q20 samples, the samples are analyzed by USEPA Method 537.1. Prior to 3Q20, the samples were analyzed by a modified method 537. QREP = Qualification Re-Evaluation Program. OMM = Operation, Maintenance, and Monitoring. PWS = Public Water Service. NJDEP = New Jersey Department of Environmental Protection.

**Table 2. Residential Granular Activated Carbon (GAC) Treatment System Results –
Chemours Chambers Works, Deepwater, New Jersey**

Field Sample ID	Date	PFOA	PFOS	PFNA	Comments
BED1	3/2/2017	<0.0020	<0.0020	<0.0020	
BED1-DUP	3/2/2017	<0.0020	<0.0020	<0.0020	
-DUP	6/30/2016	0.049	0.0045	0.0026	GAC installed 10/21/2016.
	6/30/2016	0.052	0.0046	0.0026	GAC installed 10/21/2016.
	3/27/2009	0.036			
Location: 11					
BED1	11/6/2023	<0.0020	<0.0020	<0.0020	
PT	8/30/2023	0.041	0.0038	0.0020	Carbon Changeout 08/30/2023 - 5yr.
BED1	8/30/2023	<0.0020	<0.0020	<0.0020	Carbon Changeout 08/30/2023 - 5yr.
BED1	5/9/2023	<0.0020	<0.0020	<0.0020	
BED1	3/1/2023	<0.0020	<0.0020	<0.0020	
BED1	10/18/2022	<0.0020	<0.0020	<0.0020	
PT	8/10/2022	0.050	0.0074	0.0052	
BED1	8/10/2022	<0.0020	<0.0020	<0.0020	
BED1	5/19/2022	<0.0020	<0.0020	<0.0020	
BED1	2/24/2022	<0.0020	<0.0020	<0.0020	
BED1	11/23/2021	<0.0020	<0.0020	<0.0020	
PT	8/31/2021	0.049	0.0057	0.0047	

Concentrations are in micrograms per liter (ug/L). Concentrations are rounded by the laboratory and reported to two significant figures. For samples collected prior to 10/1/2013, results for PFOA are reported under the following protocol: ND < LOD < NQ < LOQ where ND = Not Detected, NQ = Not Quantifiable, LOD = Limit of Detection, LOQ = Limit of Quantitation; the LOD/LOQ may have varied by instrument and quarter. For samples collected after 10/1/2013, samples are reported to a reporting limit (RL) of 0.0050 ug/L for PFOA. For samples collected after 6/30/2016, each target compound RL is 0.0020 ug/L. J = Analyte present, reported value may not be accurate or precise; UJ = Not detected, reporting limit may not be accurate or precise; B = Not detected substantially above the level reported in the laboratory or field blanks. Samples identified as BED1 were collected after the first carbon bed. Samples identified as BED2 were collected after the second carbon bed and represent the treated water. All other samples collected were prior to Chemours treatment. Samples identified with -D or -DUP are duplicate samples. Starting with the 3Q20 samples, the samples are analyzed by USEPA Method 537.1. Prior to 3Q20, the samples were analyzed by a modified method 537. QREP = Qualification Re-Evaluation Program. OMM = Operation, Maintenance, and Monitoring. PWS = Public Water Service. NJDEP = New Jersey Department of Environmental Protection.

**Table 2. Residential Granular Activated Carbon (GAC) Treatment System Results –
Chemours Chambers Works, Deepwater, New Jersey**

Field Sample ID	Date	PFOA	PFOS	PFNA	Comments
BED1	8/31/2021	<0.0020	<0.0020	<0.0020	
PT	8/6/2020	0.043	0.0034 J	0.0023	Split sampling for method comparison.
PT	8/6/2020	0.041	0.0034	0.0024	
BED1	8/6/2020	<0.0020	<0.0020	<0.0020	Split sampling for method comparison.
BED1	8/6/2020	<0.0020	<0.0020	<0.0020	
BED1	6/3/2020	<0.0020	<0.0020	<0.0020	
BED1	1/22/2020	<0.0020	<0.0020	<0.0020	
BED1	10/8/2019	<0.0020	<0.0020	<0.0020	
PT	7/15/2019	0.043	0.0027	0.0021	
BED1	7/15/2019	<0.0020	<0.0020	<0.0020	
BED1	4/10/2019	<0.0020	<0.0020	<0.0020	
BED1	1/22/2019	<0.0020	<0.0020	<0.0020	
BED1	10/31/2018	<0.0020	<0.0020	<0.0020	
PT	7/20/2018	0.044	0.0024	<0.0020	
BED1	7/20/2018	<0.0020	<0.0020	<0.0020	
BED1	4/17/2018	<0.0020	<0.0020	<0.0020	
	7/21/2016	0.034	0.0021	<0.0020	GAC installed 02/13/2018.
	3/27/2009	0.014			

Concentrations are in micrograms per liter (ug/L). Concentrations are rounded by the laboratory and reported to two significant figures. For samples collected prior to 10/1/2013, results for PFOA are reported under the following protocol: ND < LOD < NQ < LOQ where ND = Not Detected, NQ = Not Quantifiable, LOD = Limit of Detection, LOQ = Limit of Quantitation; the LOD/LOQ may have varied by instrument and quarter. For samples collected after 10/1/2013, samples are reported to a reporting limit (RL) of 0.0050 ug/L for PFOA. For samples collected after 6/30/2016, each target compound RL is 0.0020 ug/L. J = Analyte present, reported value may not be accurate or precise; UJ = Not detected, reporting limit may not be accurate or precise; B = Not detected substantially above the level reported in the laboratory or field blanks. Samples identified as BED1 were collected after the first carbon bed. Samples identified as BED2 were collected after the second carbon bed and represent the treated water. All other samples collected were prior to Chemours treatment. Samples identified with -D or -DUP are duplicate samples. Starting with the 3Q20 samples, the samples are analyzed by USEPA Method 537.1. Prior to 3Q20, the samples were analyzed by a modified method 537. QREP = Qualification Re-Evaluation Program. OMM = Operation, Maintenance, and Monitoring. PWS = Public Water Service. NJDEP = New Jersey Department of Environmental Protection.

**Table 2. Residential Granular Activated Carbon (GAC) Treatment System Results –
Chemours Chambers Works, Deepwater, New Jersey**

Field Sample ID	Date	PFOA	PFOS	PFNA	Comments
Location: 13					
BED1	10/5/2023	<0.0020	<0.0020	<0.0020	
PT	7/10/2023	0.019	<0.0020	0.0067	
BED1	7/10/2023	<0.0020	<0.0020	<0.0020	
BED1	4/4/2023	<0.0020	<0.0020	<0.0020	
BED1	1/3/2023	<0.0020	<0.0020	<0.0020	
BED1	10/7/2022	<0.0020	<0.0020	<0.0020	
PT	7/19/2022	0.029	<0.0020	0.012	
BED1	7/19/2022	<0.0020	<0.0020	<0.0020	
BED1	4/14/2022	<0.0020	<0.0020	<0.0020	
BED1	1/25/2022	<0.0020	<0.0020	<0.0020	
BED1	10/26/2021	<0.0020	<0.0020	<0.0020	
PT	8/18/2021	0.039	0.0031	0.014	
BED1	8/18/2021	<0.0020	<0.0020	<0.0020	
BED1	6/7/2021	<0.0020	<0.0020	<0.0020	
BED1	2/10/2021	<0.0020	<0.0020	<0.0020	
BED1	11/9/2020	<0.0020	<0.0020	<0.0020	
PT	9/8/2020	0.047	0.0030	0.014	

Concentrations are in micrograms per liter (ug/L). Concentrations are rounded by the laboratory and reported to two significant figures. For samples collected prior to 10/1/2013, results for PFOA are reported under the following protocol: ND < LOD < NQ < LOQ where ND = Not Detected, NQ = Not Quantifiable, LOD = Limit of Detection, LOQ = Limit of Quantitation; the LOD/LOQ may have varied by instrument and quarter. For samples collected after 10/1/2013, samples are reported to a reporting limit (RL) of 0.0050 ug/L for PFOA. For samples collected after 6/30/2016, each target compound RL is 0.0020 ug/L. J = Analyte present, reported value may not be accurate or precise; UJ = Not detected, reporting limit may not be accurate or precise; B = Not detected substantially above the level reported in the laboratory or field blanks. Samples identified as BED1 were collected after the first carbon bed. Samples identified as BED2 were collected after the second carbon bed and represent the treated water. All other samples collected were prior to Chemours treatment. Samples identified with -D or -DUP are duplicate samples. Starting with the 3Q20 samples, the samples are analyzed by USEPA Method 537.1. Prior to 3Q20, the samples were analyzed by a modified method 537. QREP = Qualification Re-Evaluation Program. OMM = Operation, Maintenance, and Monitoring. PWS = Public Water Service. NJDEP = New Jersey Department of Environmental Protection.

**Table 2. Residential Granular Activated Carbon (GAC) Treatment System Results –
Chemours Chambers Works, Deepwater, New Jersey**

Field Sample ID	Date	PFOA	PFOS	PFNA	Comments
BED1	9/8/2020	<0.0020	<0.0020	<0.0020	
BED1-DUP	9/8/2020	<0.0020	<0.0020	<0.0020	
BED1	6/22/2020	<0.0020	<0.0020	<0.0020	
BED1	3/19/2020	<0.0020	<0.0020	<0.0020	
BED1-DUP	3/19/2020	<0.0020	<0.0020	<0.0020	
BED1	12/6/2019	<0.0020	<0.0020	<0.0020	
PT	9/10/2019	0.054	0.003	0.017	
BED1	9/10/2019	<0.0020	<0.0020	<0.0020	
BED1-DUP	9/10/2019	<0.0020	<0.0020	<0.0020	
BED1	4/29/2019	<0.0020	<0.0020	<0.0020	
PT	2/26/2019	0.055	0.0032	0.017	
BED1	2/26/2019	<0.0020	<0.0020	<0.0020	
BED1	11/5/2018	<0.0020	<0.0020	<0.0020	
	4/30/2018	0.041	0.0023	0.012	GAC installed 07/24/2018.
	3/27/2009	0.067			
Location: 20					
BED1	11/9/2023	<0.0020	<0.0020	<0.0020	
PT	8/28/2023	0.17	0.0054 J	0.0057 J	

Concentrations are in micrograms per liter (ug/L). Concentrations are rounded by the laboratory and reported to two significant figures. For samples collected prior to 10/1/2013, results for PFOA are reported under the following protocol: ND < LOD < NQ < LOQ where ND = Not Detected, NQ = Not Quantifiable, LOD = Limit of Detection, LOQ = Limit of Quantitation; the LOD/LOQ may have varied by instrument and quarter. For samples collected after 10/1/2013, samples are reported to a reporting limit (RL) of 0.0050 ug/L for PFOA. For samples collected after 6/30/2016, each target compound RL is 0.0020 ug/L. J = Analyte present, reported value may not be accurate or precise; UJ = Not detected, reporting limit may not be accurate or precise; B = Not detected substantially above the level reported in the laboratory or field blanks. Samples identified as BED1 were collected after the first carbon bed. Samples identified as BED2 were collected after the second carbon bed and represent the treated water. All other samples collected were prior to Chemours treatment. Samples identified with -D or -DUP are duplicate samples. Starting with the 3Q20 samples, the samples are analyzed by USEPA Method 537.1. Prior to 3Q20, the samples were analyzed by a modified method 537. QREP = Qualification Re-Evaluation Program. OMM = Operation, Maintenance, and Monitoring. PWS = Public Water Service. NJDEP = New Jersey Department of Environmental Protection.

**Table 2. Residential Granular Activated Carbon (GAC) Treatment System Results –
Chemours Chambers Works, Deepwater, New Jersey**

Field Sample ID	Date	PFOA	PFOS	PFNA	Comments
BED1	8/28/2023	<0.0020	<0.0020	<0.0020	
BED1	6/5/2023	<0.0020	<0.0020	<0.0020	
BED1	2/20/2023	<0.0020	<0.0020	<0.0020	
BED1	11/10/2022	<0.0020	<0.0020	<0.0020	
PT	8/15/2022	0.15	0.0043	0.0044	
BED1	8/15/2022	<0.0020	<0.0020	<0.0020	
BED1	5/16/2022	<0.0020	<0.0020	<0.0020	
BED1	2/21/2022	<0.0020	<0.0020	<0.0020	
BED1	11/3/2021	<0.0020	<0.0020	<0.0020	
PT	8/16/2021	0.14	0.0046	0.0052	
BED1	8/16/2021	<0.0020	<0.0020	<0.0020	
BED1	4/22/2021	<0.0020	<0.0020	<0.0020	
BED1	2/3/2021	<0.0020	<0.0020	<0.0020	
BED1	10/21/2020	<0.0020	<0.0020	<0.0020	
PT	8/6/2020	0.14	0.0042	0.0037	Carbon Changeout 08/05/2020 - 5yr.
BED1	8/6/2020	<0.0020	<0.0020	<0.0020	Carbon Changeout 08/05/2020 - 5yr.
BED1-DUP	8/6/2020	<0.0020	<0.0020	<0.0020	Carbon Changeout 08/05/2020 - 5yr.
BED1	6/8/2020	<0.0020	<0.0020	<0.0020	

Concentrations are in micrograms per liter (ug/L). Concentrations are rounded by the laboratory and reported to two significant figures. For samples collected prior to 10/1/2013, results for PFOA are reported under the following protocol: ND < LOD < NQ < LOQ where ND = Not Detected, NQ = Not Quantifiable, LOD = Limit of Detection, LOQ = Limit of Quantitation; the LOD/LOQ may have varied by instrument and quarter. For samples collected after 10/1/2013, samples are reported to a reporting limit (RL) of 0.0050 ug/L for PFOA. For samples collected after 6/30/2016, each target compound RL is 0.0020 ug/L. J = Analyte present, reported value may not be accurate or precise; UJ = Not detected, reporting limit may not be accurate or precise; B = Not detected substantially above the level reported in the laboratory or field blanks. Samples identified as BED1 were collected after the first carbon bed. Samples identified as BED2 were collected after the second carbon bed and represent the treated water. All other samples collected were prior to Chemours treatment. Samples identified with -D or -DUP are duplicate samples. Starting with the 3Q20 samples, the samples are analyzed by USEPA Method 537.1. Prior to 3Q20, the samples were analyzed by a modified method 537. QREP = Qualification Re-Evaluation Program. OMM = Operation, Maintenance, and Monitoring. PWS = Public Water Service. NJDEP = New Jersey Department of Environmental Protection.

**Table 2. Residential Granular Activated Carbon (GAC) Treatment System Results –
Chemours Chambers Works, Deepwater, New Jersey**

Field Sample ID	Date	PFOA	PFOS	PFNA	Comments
BED1	2/21/2020	<0.0020	<0.0020	<0.0020	
BED1	11/11/2019	<0.0020	<0.0020	<0.0020	
PT	8/26/2019	0.13	0.0032	0.0027	
BED1	8/26/2019	<0.0020	<0.0020	<0.0020	
BED1	4/30/2019	<0.0020	<0.0020	<0.0020	
BED1	2/25/2019	<0.0020	<0.0020	<0.0020	
BED1	12/3/2018	<0.0020	<0.0020	<0.0020	
PT	8/30/2018	0.14	0.0067	0.0043	
BED1	8/30/2018	<0.0020	<0.0020	<0.0020	
BED1	5/22/2018	<0.0020	<0.0020	<0.0020	
BED1	2/26/2018	<0.0020	<0.0020	<0.0020	
BED1	11/16/2017	<0.0020	<0.0020	<0.0020	
PT	8/16/2017	0.12	0.0067	0.0034	
BED1	8/16/2017	<0.0020	<0.0020	<0.0020	
BED1	6/8/2017	<0.0020 UJ	<0.0020	<0.0020 UJ	
BED1	3/3/2017	<0.0020	<0.0020	<0.0020	
BED1-DUP	3/3/2017	<0.0020 UJ	<0.0020 UJ	<0.0020 UJ	
	7/21/2016	0.13	0.011	0.0039	GAC installed 11/03/2016.

Concentrations are in micrograms per liter (ug/L). Concentrations are rounded by the laboratory and reported to two significant figures. For samples collected prior to 10/1/2013, results for PFOA are reported under the following protocol: ND < LOD < NQ < LOQ where ND = Not Detected, NQ = Not Quantifiable, LOD = Limit of Detection, LOQ = Limit of Quantitation; the LOD/LOQ may have varied by instrument and quarter. For samples collected after 10/1/2013, samples are reported to a reporting limit (RL) of 0.0050 ug/L for PFOA. For samples collected after 6/30/2016, each target compound RL is 0.0020 ug/L. J = Analyte present, reported value may not be accurate or precise; UJ = Not detected, reporting limit may not be accurate or precise; B = Not detected substantially above the level reported in the laboratory or field blanks. Samples identified as BED1 were collected after the first carbon bed. Samples identified as BED2 were collected after the second carbon bed and represent the treated water. All other samples collected were prior to Chemours treatment. Samples identified with -D or -DUP are duplicate samples. Starting with the 3Q20 samples, the samples are analyzed by USEPA Method 537.1. Prior to 3Q20, the samples were analyzed by a modified method 537. QREP = Qualification Re-Evaluation Program. OMM = Operation, Maintenance, and Monitoring. PWS = Public Water Service. NJDEP = New Jersey Department of Environmental Protection.

**Table 2. Residential Granular Activated Carbon (GAC) Treatment System Results –
Chemours Chambers Works, Deepwater, New Jersey**

Field Sample ID	Date	PFOA	PFOS	PFNA	Comments
	3/30/2009	0.068			
Location: 21					
BED1	10/2/2023	<0.0020	<0.0020	<0.0020	
PT	7/26/2023	0.084	0.0050	0.017	
BED1	7/26/2023	<0.0020	<0.0020	<0.0020	
BED1	4/11/2023	<0.0020	<0.0020	<0.0020	
BED1	1/10/2023	<0.0020	<0.0020	<0.0020	
BED1	10/11/2022	<0.0020	<0.0020	<0.0020	
PT	7/14/2022	0.092	0.0055	0.020	
BED1	7/14/2022	<0.0020	<0.0020	<0.0020	
BED1	4/6/2022	<0.0020	<0.0020	<0.0020	
BED1	1/4/2022	<0.0020	<0.0020	<0.0020	Carbon Changeout 12/30/2021 - 5yr.
BED1	10/12/2021	0.0021	<0.0020	<0.0020	
BED2	10/12/2021	<0.0020	<0.0020	<0.0020	
PT	7/20/2021	0.12	0.0067	0.024	
BED1	7/20/2021	0.0023	<0.0020	<0.0020	
BED2	7/20/2021	<0.0020	<0.0020	<0.0020	
BED1	4/20/2021	0.0032	<0.0020	<0.0020	

Concentrations are in micrograms per liter (ug/L). Concentrations are rounded by the laboratory and reported to two significant figures. For samples collected prior to 10/1/2013, results for PFOA are reported under the following protocol: ND < LOD < NQ < LOQ where ND = Not Detected, NQ = Not Quantifiable, LOD = Limit of Detection, LOQ = Limit of Quantitation; the LOD/LOQ may have varied by instrument and quarter. For samples collected after 10/1/2013, samples are reported to a reporting limit (RL) of 0.0050 ug/L for PFOA. For samples collected after 6/30/2016, each target compound RL is 0.0020 ug/L. J = Analyte present, reported value may not be accurate or precise; UJ = Not detected, reporting limit may not be accurate or precise; B = Not detected substantially above the level reported in the laboratory or field blanks. Samples identified as BED1 were collected after the first carbon bed. Samples identified as BED2 were collected after the second carbon bed and represent the treated water. All other samples collected were prior to Chemours treatment. Samples identified with -D or -DUP are duplicate samples. Starting with the 3Q20 samples, the samples are analyzed by USEPA Method 537.1. Prior to 3Q20, the samples were analyzed by a modified method 537. QREP = Qualification Re-Evaluation Program. OMM = Operation, Maintenance, and Monitoring. PWS = Public Water Service. NJDEP = New Jersey Department of Environmental Protection.

**Table 2. Residential Granular Activated Carbon (GAC) Treatment System Results –
Chemours Chambers Works, Deepwater, New Jersey**

Field Sample ID	Date	PFOA	PFOS	PFNA	Comments
BED2	4/20/2021	<0.0020	<0.0020	<0.0020	
BED1	1/26/2021	0.0027	<0.0020	<0.0020	
BED2	1/26/2021	<0.0020	<0.0020	<0.0020	
BED1	10/14/2020	0.0026	<0.0020	<0.0020	
PT	8/12/2020	0.11	0.0048	0.015	
BED1	8/12/2020	0.0022	<0.0020	<0.0020	
BED1	6/10/2020	0.0024	<0.0020	<0.0020	
BED1	2/6/2020	0.0037	<0.0020	<0.0020	
BED1	10/29/2019	0.0043	<0.0020	<0.0020	
PT	8/21/2019	0.14	0.0064	0.016	
BED1	8/21/2019	0.0036	<0.0020	<0.0020	
BED1	5/9/2019	0.0045	<0.0020	<0.0020	
BED1	3/14/2019	0.0035	<0.0020	<0.0020	
BED1	12/3/2018	0.0033	<0.0020	<0.0020	
PT	8/9/2018	0.15	0.0060	0.019	
BED1	8/9/2018	0.0026	<0.0020	<0.0020	
BED1	5/10/2018	0.0026	<0.0020	<0.0020	
BED1	3/12/2018	0.0028	<0.0020	<0.0020	

Concentrations are in micrograms per liter (ug/L). Concentrations are rounded by the laboratory and reported to two significant figures. For samples collected prior to 10/1/2013, results for PFOA are reported under the following protocol: ND < LOD < NQ < LOQ where ND = Not Detected, NQ = Not Quantifiable, LOD = Limit of Detection, LOQ = Limit of Quantitation; the LOD/LOQ may have varied by instrument and quarter. For samples collected after 10/1/2013, samples are reported to a reporting limit (RL) of 0.0050 ug/L for PFOA. For samples collected after 6/30/2016, each target compound RL is 0.0020 ug/L. J = Analyte present, reported value may not be accurate or precise; UJ = Not detected, reporting limit may not be accurate or precise; B = Not detected substantially above the level reported in the laboratory or field blanks. Samples identified as BED1 were collected after the first carbon bed. Samples identified as BED2 were collected after the second carbon bed and represent the treated water. All other samples collected were prior to Chemours treatment. Samples identified with -D or -DUP are duplicate samples. Starting with the 3Q20 samples, the samples are analyzed by USEPA Method 537.1. Prior to 3Q20, the samples were analyzed by a modified method 537. QREP = Qualification Re-Evaluation Program. OMM = Operation, Maintenance, and Monitoring. PWS = Public Water Service. NJDEP = New Jersey Department of Environmental Protection.

**Table 2. Residential Granular Activated Carbon (GAC) Treatment System Results –
Chemours Chambers Works, Deepwater, New Jersey**

Field Sample ID	Date	PFOA	PFOS	PFNA	Comments
BED2	3/12/2018	<0.0020	<0.0020	<0.0020	
BED1	12/5/2017	0.003	<0.0020	<0.0020	
BED2	12/5/2017	<0.0020	<0.0020	<0.0020	
PT	8/17/2017	0.14	0.0064	0.015	
BED1	8/17/2017	0.0038	<0.0020	<0.0020	
BED2	8/17/2017	<0.0020	<0.0020	<0.0020	
BED1	6/8/2017	0.003	<0.0020	<0.0020	
BED2	6/8/2017	<0.0020	<0.0020	<0.0020	
BED1	3/2/2017	0.0028	<0.0020	<0.0020	
BED2	3/2/2017	<0.0020	<0.0020	<0.0020	
	7/13/2016	0.18 J	0.0083	0.019	GAC installed 10/20/2016.
	3/30/2009	0.22			
Location: 25					
BED1	12/12/2023	<0.0020	<0.0020	<0.0020	
PT	9/12/2023	0.11	0.0035	0.0082	
BED1	9/12/2023	<0.0020	<0.0020	<0.0020	
BED1	5/8/2023	<0.0020	<0.0020	<0.0020	
BED1	2/8/2023	<0.0020	<0.0020	<0.0020	

Concentrations are in micrograms per liter (ug/L). Concentrations are rounded by the laboratory and reported to two significant figures. For samples collected prior to 10/1/2013, results for PFOA are reported under the following protocol: ND < LOD < NQ < LOQ where ND = Not Detected, NQ = Not Quantifiable, LOD = Limit of Detection, LOQ = Limit of Quantitation; the LOD/LOQ may have varied by instrument and quarter. For samples collected after 10/1/2013, samples are reported to a reporting limit (RL) of 0.0050 ug/L for PFOA. For samples collected after 6/30/2016, each target compound RL is 0.0020 ug/L. J = Analyte present, reported value may not be accurate or precise; UJ = Not detected, reporting limit may not be accurate or precise; B = Not detected substantially above the level reported in the laboratory or field blanks. Samples identified as BED1 were collected after the first carbon bed. Samples identified as BED2 were collected after the second carbon bed and represent the treated water. All other samples collected were prior to Chemours treatment. Samples identified with -D or -DUP are duplicate samples. Starting with the 3Q20 samples, the samples are analyzed by USEPA Method 537.1. Prior to 3Q20, the samples were analyzed by a modified method 537. QREP = Qualification Re-Evaluation Program. OMM = Operation, Maintenance, and Monitoring. PWS = Public Water Service. NJDEP = New Jersey Department of Environmental Protection.

**Table 2. Residential Granular Activated Carbon (GAC) Treatment System Results –
Chemours Chambers Works, Deepwater, New Jersey**

Field Sample ID	Date	PFOA	PFOS	PFNA	Comments
BED1	11/3/2022	<0.0020	<0.0020	<0.0020	
PT	8/31/2022	0.083	0.0036	0.0069	
BED1	8/31/2022	<0.0020	<0.0020	<0.0020	
BED1	5/9/2022	<0.0020	<0.0020	<0.0020	
BED1	2/3/2022	<0.0020	<0.0020	<0.0020	Carbon Changeout 02/03/2022 - 5yr.
BED1	11/15/2021	<0.0020	<0.0020	<0.0020	
PT	9/2/2021	0.12	0.0029 J	0.0095	
BED1	9/2/2021	<0.0020	<0.0020	<0.0020	
BED1	6/3/2021	<0.0020	<0.0020	<0.0020	
BED1	3/17/2021	<0.0020	<0.0020	<0.0020	
BED1-DUP	3/17/2021	<0.0020	<0.0020	<0.0020	
BED1	11/4/2020	<0.0020	<0.0020	<0.0020	
BED1-DUP	11/4/2020	<0.0020	<0.0020	<0.0020	
PT	9/2/2020	0.064	0.0025	0.011	
BED1	9/2/2020	<0.0020	<0.0020	<0.0020	
BED1	6/22/2020	<0.0020	<0.0020	<0.0020	
BED1	2/24/2020	<0.0020	<0.0020	<0.0020	
BED1	10/18/2019	<0.0020	<0.0020	<0.0020	

Concentrations are in micrograms per liter (ug/L). Concentrations are rounded by the laboratory and reported to two significant figures. For samples collected prior to 10/1/2013, results for PFOA are reported under the following protocol: ND < LOD < NQ < LOQ where ND = Not Detected, NQ = Not Quantifiable, LOD = Limit of Detection, LOQ = Limit of Quantitation; the LOD/LOQ may have varied by instrument and quarter. For samples collected after 10/1/2013, samples are reported to a reporting limit (RL) of 0.0050 ug/L for PFOA. For samples collected after 6/30/2016, each target compound RL is 0.0020 ug/L. J = Analyte present, reported value may not be accurate or precise; UJ = Not detected, reporting limit may not be accurate or precise; B = Not detected substantially above the level reported in the laboratory or field blanks. Samples identified as BED1 were collected after the first carbon bed. Samples identified as BED2 were collected after the second carbon bed and represent the treated water. All other samples collected were prior to Chemours treatment. Samples identified with -D or -DUP are duplicate samples. Starting with the 3Q20 samples, the samples are analyzed by USEPA Method 537.1. Prior to 3Q20, the samples were analyzed by a modified method 537. QREP = Qualification Re-Evaluation Program. OMM = Operation, Maintenance, and Monitoring. PWS = Public Water Service. NJDEP = New Jersey Department of Environmental Protection.

**Table 2. Residential Granular Activated Carbon (GAC) Treatment System Results –
Chemours Chambers Works, Deepwater, New Jersey**

Field Sample ID	Date	PFOA	PFOS	PFNA	Comments
PT	7/29/2019	0.12	0.0029	0.0090	
BED1	7/29/2019	<0.0020	<0.0020	<0.0020	
BED1-DUP	7/29/2019	<0.0020	<0.0020	<0.0020	
BED1	4/22/2019	<0.0020	<0.0020	<0.0020	
-DUP	2/13/2019	<0.0020	<0.0020	<0.0020	
BED1	2/13/2019	<0.0020	<0.0020	<0.0020	
BED1	11/14/2018	<0.0020	<0.0020	<0.0020	
BED1-DUP	11/14/2018	<0.0020	<0.0020	<0.0020	
PT	8/23/2018	0.10	0.0025	0.0070	
BED1	8/23/2018	<0.0020	<0.0020	<0.0020	
BED1-DUP	8/23/2018	<0.0020	<0.0020	<0.0020	
BED1	5/31/2018	<0.0020	<0.0020	<0.0020	
BED1-DUP	5/31/2018	<0.0020	<0.0020	<0.0020	
BED1	2/16/2018	<0.0020	<0.0020	<0.0020	
BED1-DUP	2/16/2018	<0.0020	<0.0020	<0.0020	
BED1	11/17/2017	<0.0020	0.021 J	<0.0020	
BED1-DUP	11/17/2017	<0.0020	<0.0020	<0.0020	
BED2	11/17/2017	<0.0020	<0.0020	<0.0020	

Concentrations are in micrograms per liter (ug/L). Concentrations are rounded by the laboratory and reported to two significant figures. For samples collected prior to 10/1/2013, results for PFOA are reported under the following protocol: ND < LOD < NQ < LOQ where ND = Not Detected, NQ = Not Quantifiable, LOD = Limit of Detection, LOQ = Limit of Quantitation; the LOD/LOQ may have varied by instrument and quarter. For samples collected after 10/1/2013, samples are reported to a reporting limit (RL) of 0.0050 ug/L for PFOA. For samples collected after 6/30/2016, each target compound RL is 0.0020 ug/L. J = Analyte present, reported value may not be accurate or precise; UJ = Not detected, reporting limit may not be accurate or precise; B = Not detected substantially above the level reported in the laboratory or field blanks. Samples identified as BED1 were collected after the first carbon bed. Samples identified as BED2 were collected after the second carbon bed and represent the treated water. All other samples collected were prior to Chemours treatment. Samples identified with -D or -DUP are duplicate samples. Starting with the 3Q20 samples, the samples are analyzed by USEPA Method 537.1. Prior to 3Q20, the samples were analyzed by a modified method 537. QREP = Qualification Re-Evaluation Program. OMM = Operation, Maintenance, and Monitoring. PWS = Public Water Service. NJDEP = New Jersey Department of Environmental Protection.

**Table 2. Residential Granular Activated Carbon (GAC) Treatment System Results –
Chemours Chambers Works, Deepwater, New Jersey**

Field Sample ID	Date	PFOA	PFOS	PFNA	Comments
PT	8/17/2017	0.1	0.0028	0.0044	
BED1	8/17/2017	<0.0020	<0.0020	<0.0020	
BED1-DUP	8/17/2017	<0.0020	<0.0020	<0.0020	
BED1	6/21/2017	<0.0020	<0.0020	<0.0020	
BED1	3/27/2017	<0.0020	<0.0020	<0.0020	
	7/21/2016	0.14	0.0026	0.0071	GAC installed 12/12/2016.
-DUP	7/21/2016	0.14	0.0026	0.0076	GAC installed 12/12/2016.
	3/31/2009	0.056			
Location: 26					
PT	8/21/2023	0.025	0.0020	0.0079	
BED1	8/21/2023	<0.0020	<0.0020	<0.0020	
BED1	5/24/2023	<0.0020	<0.0020	<0.0020	
BED1	3/2/2023	<0.0020	<0.0020	<0.0020	
BED1	12/1/2022	<0.0020	<0.0020	<0.0020	Carbon Changeout 11/30/2022 - 5yr.
PT	8/16/2022	0.020	<0.0020	0.0056	
BED1	8/16/2022	<0.0020	<0.0020	<0.0020	
BED1	5/9/2022	<0.0020	<0.0020	<0.0020	
BED1	2/2/2022	<0.0020	<0.0020	<0.0020	

Concentrations are in micrograms per liter (ug/L). Concentrations are rounded by the laboratory and reported to two significant figures. For samples collected prior to 10/1/2013, results for PFOA are reported under the following protocol: ND < LOD < NQ < LOQ where ND = Not Detected, NQ = Not Quantifiable, LOD = Limit of Detection, LOQ = Limit of Quantitation; the LOD/LOQ may have varied by instrument and quarter. For samples collected after 10/1/2013, samples are reported to a reporting limit (RL) of 0.0050 ug/L for PFOA. For samples collected after 6/30/2016, each target compound RL is 0.0020 ug/L. J = Analyte present, reported value may not be accurate or precise; UJ = Not detected, reporting limit may not be accurate or precise; B = Not detected substantially above the level reported in the laboratory or field blanks. Samples identified as BED1 were collected after the first carbon bed. Samples identified as BED2 were collected after the second carbon bed and represent the treated water. All other samples collected were prior to Chemours treatment. Samples identified with -D or -DUP are duplicate samples. Starting with the 3Q20 samples, the samples are analyzed by USEPA Method 537.1. Prior to 3Q20, the samples were analyzed by a modified method 537. QREP = Qualification Re-Evaluation Program. OMM = Operation, Maintenance, and Monitoring. PWS = Public Water Service. NJDEP = New Jersey Department of Environmental Protection.

**Table 2. Residential Granular Activated Carbon (GAC) Treatment System Results –
Chemours Chambers Works, Deepwater, New Jersey**

Field Sample ID	Date	PFOA	PFOS	PFNA	Comments
PT	8/25/2021	0.026	0.0023	0.0071	
BED1	8/25/2021	<0.0020	<0.0020	<0.0020	
BED1	6/14/2021	<0.0020	<0.0020	<0.0020	
BED1	3/8/2021	<0.0020	<0.0020	<0.0020	
BED1	11/10/2020	<0.0020	<0.0020	<0.0020	
PT	9/14/2020	0.026	<0.0020	0.0068	
BED1	9/14/2020	<0.0020	<0.0020	<0.0020	
BED1	6/30/2020	<0.0020	<0.0020	<0.0020	
BED1	2/14/2020	<0.0020	<0.0020	<0.0020	
BED1	11/8/2019	<0.0020	<0.0020	<0.0020	
PT	9/3/2019	0.028	<0.0020	0.0083	
BED1	9/3/2019	<0.0020	<0.0020	<0.0020	
BED1	6/7/2019	<0.0020	<0.0020	<0.0020	
BED1	3/22/2019	<0.0020	<0.0020	<0.0020	
BED1-DUP	3/22/2019	<0.0020	<0.0020	<0.0020	
BED1	12/21/2018	<0.0020	<0.0020	<0.0020	
BED1-DUP	12/21/2018	<0.0020	<0.0020	<0.0020	
PT	9/21/2018	0.031	0.0023	0.0089	

Concentrations are in micrograms per liter (ug/L). Concentrations are rounded by the laboratory and reported to two significant figures. For samples collected prior to 10/1/2013, results for PFOA are reported under the following protocol: ND < LOD < NQ < LOQ where ND = Not Detected, NQ = Not Quantifiable, LOD = Limit of Detection, LOQ = Limit of Quantitation; the LOD/LOQ may have varied by instrument and quarter. For samples collected after 10/1/2013, samples are reported to a reporting limit (RL) of 0.0050 ug/L for PFOA. For samples collected after 6/30/2016, each target compound RL is 0.0020 ug/L. J = Analyte present, reported value may not be accurate or precise; UJ = Not detected, reporting limit may not be accurate or precise; B = Not detected substantially above the level reported in the laboratory or field blanks. Samples identified as BED1 were collected after the first carbon bed. Samples identified as BED2 were collected after the second carbon bed and represent the treated water. All other samples collected were prior to Chemours treatment. Samples identified with -D or -DUP are duplicate samples. Starting with the 3Q20 samples, the samples are analyzed by USEPA Method 537.1. Prior to 3Q20, the samples were analyzed by a modified method 537. QREP = Qualification Re-Evaluation Program. OMM = Operation, Maintenance, and Monitoring. PWS = Public Water Service. NJDEP = New Jersey Department of Environmental Protection.

**Table 2. Residential Granular Activated Carbon (GAC) Treatment System Results –
Chemours Chambers Works, Deepwater, New Jersey**

Field Sample ID	Date	PFOA	PFOS	PFNA	Comments
BED1	9/21/2018	<0.0020	<0.0020	0.0029	
BED1	5/8/2018	<0.0020	<0.0020	<0.0020	
BED1-DUP	5/8/2018	<0.0020	<0.0020	<0.0020	
BED1	2/28/2018	<0.0020	<0.0020	<0.0020	
BED1-DUP	2/28/2018	<0.0020	<0.0020	<0.0020	
BED1	12/15/2017	<0.0020	<0.0020	<0.0020	Carbon Changeout 10/17/2017 - Fe.
BED1-DUP	12/15/2017	<0.0020	<0.0020	<0.0020	Carbon Changeout 10/17/2017 - Fe.
PT	9/20/2017	0.042	0.0024	0.013	
BED1	9/20/2017	<0.0020	<0.0020	<0.0020	
	8/11/2016	0.047	<0.0020	0.013	GAC installed 12/02/2016.
	3/31/2009	0.055			
Location: 27					
BED1	10/17/2023	<0.0020	<0.0020	<0.0020	
PT	7/31/2023	0.090	<0.0020 UJ	0.0033 J	
BED1	7/31/2023	<0.0020	<0.0020	<0.0020	
BED1	5/2/2023	<0.0020	<0.0020	<0.0020	Carbon Changeout 02/08/2023 - 5yr.
BED1	10/12/2022	<0.0020	<0.0020	<0.0020	
PT	7/27/2022	0.070	<0.0020	0.0026	

Concentrations are in micrograms per liter (ug/L). Concentrations are rounded by the laboratory and reported to two significant figures. For samples collected prior to 10/1/2013, results for PFOA are reported under the following protocol: ND < LOD < NQ < LOQ where ND = Not Detected, NQ = Not Quantifiable, LOD = Limit of Detection, LOQ = Limit of Quantitation; the LOD/LOQ may have varied by instrument and quarter. For samples collected after 10/1/2013, samples are reported to a reporting limit (RL) of 0.0050 ug/L for PFOA. For samples collected after 6/30/2016, each target compound RL is 0.0020 ug/L. J = Analyte present, reported value may not be accurate or precise; UJ = Not detected, reporting limit may not be accurate or precise; B = Not detected substantially above the level reported in the laboratory or field blanks. Samples identified as BED1 were collected after the first carbon bed. Samples identified as BED2 were collected after the second carbon bed and represent the treated water. All other samples collected were prior to Chemours treatment. Samples identified with -D or -DUP are duplicate samples. Starting with the 3Q20 samples, the samples are analyzed by USEPA Method 537.1. Prior to 3Q20, the samples were analyzed by a modified method 537. QREP = Qualification Re-Evaluation Program. OMM = Operation, Maintenance, and Monitoring. PWS = Public Water Service. NJDEP = New Jersey Department of Environmental Protection.

**Table 2. Residential Granular Activated Carbon (GAC) Treatment System Results –
Chemours Chambers Works, Deepwater, New Jersey**

Field Sample ID	Date	PFOA	PFOS	PFNA	Comments
BED1	7/27/2022	<0.0020	<0.0020	<0.0020	
BED1	4/21/2022	<0.0020	<0.0020	<0.0020	
BED1	1/18/2022	<0.0020	<0.0020	<0.0020	
BED1	10/18/2021	<0.0020	<0.0020	<0.0020	
PT	7/22/2021	0.11	<0.0020	0.0027	
BED1	7/22/2021	<0.0020	<0.0020	<0.0020	
BED1	4/28/2021	<0.0020	<0.0020	<0.0020	
BED1	2/4/2021	<0.0020	<0.0020	<0.0020	
BED1	10/27/2020	<0.0020	<0.0020	<0.0020	
PT	8/25/2020	0.047	<0.0020	<0.0020	
BED1	8/25/2020	<0.0020	<0.0020	<0.0020	
BED1	6/16/2020	<0.0020	<0.0020	<0.0020	
BED1	1/20/2020	<0.0020	<0.0020	<0.0020	
BED1	10/2/2019	<0.0020	<0.0020	<0.0020	
PT	7/1/2019	0.077	<0.0020	<0.0020	
BED1	7/1/2019	<0.0020	<0.0020	<0.0020	
BED1	4/3/2019	<0.0020	<0.0020	<0.0020	
BED1	1/7/2019	<0.0020	<0.0020	<0.0020	

Concentrations are in micrograms per liter (ug/L). Concentrations are rounded by the laboratory and reported to two significant figures. For samples collected prior to 10/1/2013, results for PFOA are reported under the following protocol: ND < LOD < NQ < LOQ where ND = Not Detected, NQ = Not Quantifiable, LOD = Limit of Detection, LOQ = Limit of Quantitation; the LOD/LOQ may have varied by instrument and quarter. For samples collected after 10/1/2013, samples are reported to a reporting limit (RL) of 0.0050 ug/L for PFOA. For samples collected after 6/30/2016, each target compound RL is 0.0020 ug/L. J = Analyte present, reported value may not be accurate or precise; UJ = Not detected, reporting limit may not be accurate or precise; B = Not detected substantially above the level reported in the laboratory or field blanks. Samples identified as BED1 were collected after the first carbon bed. Samples identified as BED2 were collected after the second carbon bed and represent the treated water. All other samples collected were prior to Chemours treatment. Samples identified with -D or -DUP are duplicate samples. Starting with the 3Q20 samples, the samples are analyzed by USEPA Method 537.1. Prior to 3Q20, the samples were analyzed by a modified method 537. QREP = Qualification Re-Evaluation Program. OMM = Operation, Maintenance, and Monitoring. PWS = Public Water Service. NJDEP = New Jersey Department of Environmental Protection.

**Table 2. Residential Granular Activated Carbon (GAC) Treatment System Results –
Chemours Chambers Works, Deepwater, New Jersey**

Field Sample ID	Date	PFOA	PFOS	PFNA	Comments
BED1	10/22/2018	<0.0020	<0.0020	<0.0020	
PT	7/9/2018	0.052	<0.0020	0.0020	
BED1	7/9/2018	<0.0020	<0.0020	<0.0020	
BED1	4/13/2018	<0.0020	<0.0020	<0.0020	
	7/6/2016	0.027	0.002	<0.0020	GAC installed 01/17/2018.
	3/31/2009	NQ			
Location: 31					
BED1	11/8/2023	<0.0020	<0.0020	<0.0020	Carbon Changeout 11/08/2023 - 5yr.
PT	8/8/2023	0.061	0.0086	0.019	
BED1	8/8/2023	<0.0020	<0.0020	<0.0020	
BED1	5/17/2023	<0.0020	<0.0020	<0.0020	
BED1	3/1/2023	<0.0020	<0.0020	<0.0020	
BED1	11/28/2022	<0.0020	<0.0020	<0.0020	
PT	9/28/2022	0.062	0.017	0.028	
BED1	9/28/2022	<0.0020	<0.0020	<0.0020	
BED1-DUP	9/28/2022	<0.0020	<0.0020	<0.0020	
BED1	6/28/2022	<0.0020	<0.0020	<0.0020	
BED1-DUP	6/28/2022	<0.0020	<0.0020	<0.0020	

Concentrations are in micrograms per liter (ug/L). Concentrations are rounded by the laboratory and reported to two significant figures. For samples collected prior to 10/1/2013, results for PFOA are reported under the following protocol: ND < LOD < NQ < LOQ where ND = Not Detected, NQ = Not Quantifiable, LOD = Limit of Detection, LOQ = Limit of Quantitation; the LOD/LOQ may have varied by instrument and quarter. For samples collected after 10/1/2013, samples are reported to a reporting limit (RL) of 0.0050 ug/L for PFOA. For samples collected after 6/30/2016, each target compound RL is 0.0020 ug/L. J = Analyte present, reported value may not be accurate or precise; UJ = Not detected, reporting limit may not be accurate or precise; B = Not detected substantially above the level reported in the laboratory or field blanks. Samples identified as BED1 were collected after the first carbon bed. Samples identified as BED2 were collected after the second carbon bed and represent the treated water. All other samples collected were prior to Chemours treatment. Samples identified with -D or -DUP are duplicate samples. Starting with the 3Q20 samples, the samples are analyzed by USEPA Method 537.1. Prior to 3Q20, the samples were analyzed by a modified method 537. QREP = Qualification Re-Evaluation Program. OMM = Operation, Maintenance, and Monitoring. PWS = Public Water Service. NJDEP = New Jersey Department of Environmental Protection.

**Table 2. Residential Granular Activated Carbon (GAC) Treatment System Results –
Chemours Chambers Works, Deepwater, New Jersey**

Field Sample ID	Date	PFOA	PFOS	PFNA	Comments
BED1	2/23/2022	<0.0020 UJ	<0.0020 UJ	<0.0020 UJ	
BED1	11/18/2021	<0.0020	<0.0020	<0.0020	
PT	8/23/2021	0.069	0.012	0.029	
BED1	8/23/2021	<0.0020	<0.0020	<0.0020	
BED1	5/5/2021	<0.0020	<0.0020	<0.0020	
BED1	2/10/2021	<0.0020	<0.0020	<0.0020	
BED1	11/4/2020	<0.0020	<0.0020	<0.0020	
PT	9/2/2020	0.092	0.010	0.030	
BED1	9/2/2020	<0.0020	<0.0020	<0.0020	
BED1	6/22/2020	<0.0020	<0.0020	<0.0020	
BED1	3/6/2020	<0.0020	<0.0020	<0.0020	
BED1	10/23/2019	<0.0020	<0.0020	<0.0020	
PT	8/20/2019	0.096	0.019	0.042	
BED1	8/20/2019	<0.0020	<0.0020	<0.0020	
BED1	4/29/2019	<0.0020	<0.0020	<0.0020	
BED1	2/28/2019	<0.0020	<0.0020	<0.0020	
BED1	11/29/2018	<0.0020	<0.0020	<0.0020	
PT	9/19/2018	0.044	0.015	0.033	

Concentrations are in micrograms per liter (ug/L). Concentrations are rounded by the laboratory and reported to two significant figures. For samples collected prior to 10/1/2013, results for PFOA are reported under the following protocol: ND < LOD < NQ < LOQ where ND = Not Detected, NQ = Not Quantifiable, LOD = Limit of Detection, LOQ = Limit of Quantitation; the LOD/LOQ may have varied by instrument and quarter. For samples collected after 10/1/2013, samples are reported to a reporting limit (RL) of 0.0050 ug/L for PFOA. For samples collected after 6/30/2016, each target compound RL is 0.0020 ug/L. J = Analyte present, reported value may not be accurate or precise; UJ = Not detected, reporting limit may not be accurate or precise; B = Not detected substantially above the level reported in the laboratory or field blanks. Samples identified as BED1 were collected after the first carbon bed. Samples identified as BED2 were collected after the second carbon bed and represent the treated water. All other samples collected were prior to Chemours treatment. Samples identified with -D or -DUP are duplicate samples. Starting with the 3Q20 samples, the samples are analyzed by USEPA Method 537.1. Prior to 3Q20, the samples were analyzed by a modified method 537. QREP = Qualification Re-Evaluation Program. OMM = Operation, Maintenance, and Monitoring. PWS = Public Water Service. NJDEP = New Jersey Department of Environmental Protection.

**Table 2. Residential Granular Activated Carbon (GAC) Treatment System Results –
Chemours Chambers Works, Deepwater, New Jersey**

Field Sample ID	Date	PFOA	PFOS	PFNA	Comments
BED1	9/19/2018	<0.0020	<0.0020	<0.0020	
	3/19/2018	0.11	0.0041	0.024	GAC installed 05/17/2018.
	3/31/2009	0.14			
Location: 37					
BED1	11/21/2023	<0.0020	<0.0020	<0.0020	
PT	9/5/2023	0.098	0.019	0.016	
BED1	9/5/2023	<0.0020	<0.0020	<0.0020	
BED1	5/30/2023	<0.0020	<0.0020	<0.0020	
BED1	1/24/2023	<0.0020	<0.0020	<0.0020	
BED1	10/11/2022	<0.0020	<0.0020	<0.0020	
PT	8/2/2022	0.090	0.016	0.012	
BED1	8/2/2022	<0.0020	<0.0020	<0.0020	
BED1	5/19/2022	<0.0020	<0.0020	<0.0020	
BED1	2/28/2022	<0.0020	<0.0020	<0.0020	
BED1-DUP	2/28/2022	<0.0020	<0.0020	<0.0020	
BED1	11/10/2021	<0.0020	<0.0020	<0.0020	
PT	8/24/2021	0.084	0.019	0.014	
BED1	8/24/2021	<0.0020	<0.0020	<0.0020	

Concentrations are in micrograms per liter (ug/L). Concentrations are rounded by the laboratory and reported to two significant figures. For samples collected prior to 10/1/2013, results for PFOA are reported under the following protocol: ND < LOD < NQ < LOQ where ND = Not Detected, NQ = Not Quantifiable, LOD = Limit of Detection, LOQ = Limit of Quantitation; the LOD/LOQ may have varied by instrument and quarter. For samples collected after 10/1/2013, samples are reported to a reporting limit (RL) of 0.0050 ug/L for PFOA. For samples collected after 6/30/2016, each target compound RL is 0.0020 ug/L. J = Analyte present, reported value may not be accurate or precise; UJ = Not detected, reporting limit may not be accurate or precise; B = Not detected substantially above the level reported in the laboratory or field blanks. Samples identified as BED1 were collected after the first carbon bed. Samples identified as BED2 were collected after the second carbon bed and represent the treated water. All other samples collected were prior to Chemours treatment. Samples identified with -D or -DUP are duplicate samples. Starting with the 3Q20 samples, the samples are analyzed by USEPA Method 537.1. Prior to 3Q20, the samples were analyzed by a modified method 537. QREP = Qualification Re-Evaluation Program. OMM = Operation, Maintenance, and Monitoring. PWS = Public Water Service. NJDEP = New Jersey Department of Environmental Protection.

**Table 2. Residential Granular Activated Carbon (GAC) Treatment System Results –
Chemours Chambers Works, Deepwater, New Jersey**

Field Sample ID	Date	PFOA	PFOS	PFNA	Comments
BED1-DUP	8/24/2021	<0.0020	<0.0020	<0.0020	
BED1	4/15/2021	<0.0020	<0.0020	<0.0020	
BED1	12/1/2020	<0.0020	<0.0020	<0.0020	
PT	9/28/2020	0.10	0.016	0.010	Carbon Changeout 08/04/2020 - Fe/Pressure.
BED1	9/28/2020	<0.0020	<0.0020	<0.0020	Carbon Changeout 08/04/2020 - Fe/Pressure.
BED1	6/26/2020	<0.0020	<0.0020	<0.0020	
BED1	3/11/2020	<0.0020	<0.0020	<0.0020	
BED1	10/31/2019	<0.0020	<0.0020	<0.0020	
PT	8/23/2019	0.074	0.014	0.010	
BED1	8/23/2019	<0.0020	<0.0020	<0.0020	
BED1	5/7/2019	<0.0020	<0.0020	<0.0020	
BED1	3/7/2019	<0.0020	<0.0020	<0.0020	
BED1	12/4/2018	<0.0020	<0.0020	<0.0020	
PT	9/5/2018	0.096	0.020	0.014	
BED1	9/5/2018	<0.0020	<0.0020	<0.0020	
BED1	6/1/2018	<0.0020	<0.0020	<0.0020	
BED1	3/13/2018	<0.0020	<0.0020	<0.0020	
BED1	12/5/2017	<0.0020	<0.0020	<0.0020	

Concentrations are in micrograms per liter (ug/L). Concentrations are rounded by the laboratory and reported to two significant figures. For samples collected prior to 10/1/2013, results for PFOA are reported under the following protocol: ND < LOD < NQ < LOQ where ND = Not Detected, NQ = Not Quantifiable, LOD = Limit of Detection, LOQ = Limit of Quantitation; the LOD/LOQ may have varied by instrument and quarter. For samples collected after 10/1/2013, samples are reported to a reporting limit (RL) of 0.0050 ug/L for PFOA. For samples collected after 6/30/2016, each target compound RL is 0.0020 ug/L. J = Analyte present, reported value may not be accurate or precise; UJ = Not detected, reporting limit may not be accurate or precise; B = Not detected substantially above the level reported in the laboratory or field blanks. Samples identified as BED1 were collected after the first carbon bed. Samples identified as BED2 were collected after the second carbon bed and represent the treated water. All other samples collected were prior to Chemours treatment. Samples identified with -D or -DUP are duplicate samples. Starting with the 3Q20 samples, the samples are analyzed by USEPA Method 537.1. Prior to 3Q20, the samples were analyzed by a modified method 537. QREP = Qualification Re-Evaluation Program. OMM = Operation, Maintenance, and Monitoring. PWS = Public Water Service. NJDEP = New Jersey Department of Environmental Protection.

**Table 2. Residential Granular Activated Carbon (GAC) Treatment System Results –
Chemours Chambers Works, Deepwater, New Jersey**

Field Sample ID	Date	PFOA	PFOS	PFNA	Comments
PT	8/18/2017	0.11	0.019	0.011	
BED1	8/18/2017	<0.0020	<0.0020	<0.0020	
BED1	6/28/2017	<0.0020	<0.0020	<0.0020	
BED1	3/2/2017	<0.0020	<0.0020	<0.0020	
	8/3/2016	0.13	0.017	0.0098	GAC installed 11/07/2016.
	4/1/2009	0.15			
Location: 38					
BED1	10/2/2023	<0.0020	<0.0020	<0.0020	
PT	7/21/2023	0.16	0.011	0.010	
BED1	7/21/2023	<0.0020	<0.0020	<0.0020	
BED1	4/5/2023	<0.0020	<0.0020	<0.0020	
BED1	1/5/2023	<0.0020	<0.0020	<0.0020	
BED1	10/6/2022	<0.0020	<0.0020	<0.0020	
BED1-DUP	10/6/2022	<0.0020	<0.0020	<0.0020	
PT	7/19/2022	0.18	0.012	0.012	
BED1	7/19/2022	<0.0020	<0.0020	<0.0020	
BED1	4/14/2022	<0.0020	<0.0020	<0.0020	Carbon Changeout 02/22/2022 - 5yr.
BED1	1/24/2022	<0.0020	<0.0020	<0.0020	

Concentrations are in micrograms per liter (ug/L). Concentrations are rounded by the laboratory and reported to two significant figures. For samples collected prior to 10/1/2013, results for PFOA are reported under the following protocol: ND < LOD < NQ < LOQ where ND = Not Detected, NQ = Not Quantifiable, LOD = Limit of Detection, LOQ = Limit of Quantitation; the LOD/LOQ may have varied by instrument and quarter. For samples collected after 10/1/2013, samples are reported to a reporting limit (RL) of 0.0050 ug/L for PFOA. For samples collected after 6/30/2016, each target compound RL is 0.0020 ug/L. J = Analyte present, reported value may not be accurate or precise; UJ = Not detected, reporting limit may not be accurate or precise; B = Not detected substantially above the level reported in the laboratory or field blanks. Samples identified as BED1 were collected after the first carbon bed. Samples identified as BED2 were collected after the second carbon bed and represent the treated water. All other samples collected were prior to Chemours treatment. Samples identified with -D or -DUP are duplicate samples. Starting with the 3Q20 samples, the samples are analyzed by USEPA Method 537.1. Prior to 3Q20, the samples were analyzed by a modified method 537. QREP = Qualification Re-Evaluation Program. OMM = Operation, Maintenance, and Monitoring. PWS = Public Water Service. NJDEP = New Jersey Department of Environmental Protection.

**Table 2. Residential Granular Activated Carbon (GAC) Treatment System Results –
Chemours Chambers Works, Deepwater, New Jersey**

Field Sample ID	Date	PFOA	PFOS	PFNA	Comments
BED1	10/20/2021	<0.0020	<0.0020	<0.0020	
BED1-DUP	10/20/2021	<0.0020	<0.0020	<0.0020	
PT	8/2/2021	0.093	0.018	0.010	
BED1	8/2/2021	<0.0020	<0.0020	<0.0020	
BED1	4/29/2021	<0.0020	<0.0020 UJ	<0.0020	
BED1	2/4/2021	<0.0020	<0.0020	<0.0020	
BED1	10/20/2020	<0.0020	<0.0020	<0.0020	
PT	8/17/2020	0.19	0.015	0.011	
BED1	8/17/2020	<0.0020	<0.0020	<0.0020	
BED1	6/11/2020	<0.0020	<0.0020	<0.0020	
BED1	2/4/2020	<0.0020	<0.0020	<0.0020	
BED1	10/24/2019	<0.0020	<0.0020	<0.0020	
PT	8/20/2019	0.11	0.016	0.0066	
BED1	8/20/2019	<0.0020	<0.0020	<0.0020	
BED1	4/29/2019	<0.0020	<0.0020	<0.0020	
BED1	2/28/2019	<0.0020	<0.0020	<0.0020	
BED1	12/3/2018	<0.0020	<0.0020	<0.0020	
PT	8/13/2018	0.14	0.013	0.0066	

Concentrations are in micrograms per liter (ug/L). Concentrations are rounded by the laboratory and reported to two significant figures. For samples collected prior to 10/1/2013, results for PFOA are reported under the following protocol: ND < LOD < NQ < LOQ where ND = Not Detected, NQ = Not Quantifiable, LOD = Limit of Detection, LOQ = Limit of Quantitation; the LOD/LOQ may have varied by instrument and quarter. For samples collected after 10/1/2013, samples are reported to a reporting limit (RL) of 0.0050 ug/L for PFOA. For samples collected after 6/30/2016, each target compound RL is 0.0020 ug/L. J = Analyte present, reported value may not be accurate or precise; UJ = Not detected, reporting limit may not be accurate or precise; B = Not detected substantially above the level reported in the laboratory or field blanks. Samples identified as BED1 were collected after the first carbon bed. Samples identified as BED2 were collected after the second carbon bed and represent the treated water. All other samples collected were prior to Chemours treatment. Samples identified with -D or -DUP are duplicate samples. Starting with the 3Q20 samples, the samples are analyzed by USEPA Method 537.1. Prior to 3Q20, the samples were analyzed by a modified method 537. QREP = Qualification Re-Evaluation Program. OMM = Operation, Maintenance, and Monitoring. PWS = Public Water Service. NJDEP = New Jersey Department of Environmental Protection.

**Table 2. Residential Granular Activated Carbon (GAC) Treatment System Results –
Chemours Chambers Works, Deepwater, New Jersey**

Field Sample ID	Date	PFOA	PFOS	PFNA	Comments
BED1	8/13/2018	<0.0020	<0.0020	<0.0020	
BED1	5/10/2018	<0.0020	<0.0020	<0.0020	
BED1	3/13/2018	<0.0020	<0.0020	<0.0020	
BED1	12/5/2017	<0.0020	<0.0020	<0.0020	
PT	9/6/2017	0.18	0.011	0.0064	
BED1	9/6/2017	<0.0020	<0.0020	<0.0020	
BED1	6/23/2017	<0.0020	<0.0020	<0.0020	
BED1-DUP	6/23/2017	<0.0020	<0.0020	<0.0020	
BED1	3/27/2017	<0.0020	<0.0020	<0.0020	
BED1-DUP	3/27/2017	<0.0020	<0.0020	<0.0020	
	7/12/2016	0.16 J	0.015	0.0072	GAC installed 12/07/2016.
	4/1/2009	0.14			
Location: 40					
BED1	12/14/2023	<0.0020	<0.0020	<0.0020	
PT	9/20/2023	0.054	0.0021	0.0076	
BED1	9/20/2023	<0.0020	<0.0020	<0.0020	
BED1	6/15/2023	<0.0020	<0.0020	<0.0020	
BED1	2/21/2023	<0.0020	<0.0020	<0.0020	

Concentrations are in micrograms per liter (ug/L). Concentrations are rounded by the laboratory and reported to two significant figures. For samples collected prior to 10/1/2013, results for PFOA are reported under the following protocol: ND < LOD < NQ < LOQ where ND = Not Detected, NQ = Not Quantifiable, LOD = Limit of Detection, LOQ = Limit of Quantitation; the LOD/LOQ may have varied by instrument and quarter. For samples collected after 10/1/2013, samples are reported to a reporting limit (RL) of 0.0050 ug/L for PFOA. For samples collected after 6/30/2016, each target compound RL is 0.0020 ug/L. J = Analyte present, reported value may not be accurate or precise; UJ = Not detected, reporting limit may not be accurate or precise; B = Not detected substantially above the level reported in the laboratory or field blanks. Samples identified as BED1 were collected after the first carbon bed. Samples identified as BED2 were collected after the second carbon bed and represent the treated water. All other samples collected were prior to Chemours treatment. Samples identified with -D or -DUP are duplicate samples. Starting with the 3Q20 samples, the samples are analyzed by USEPA Method 537.1. Prior to 3Q20, the samples were analyzed by a modified method 537. QREP = Qualification Re-Evaluation Program. OMM = Operation, Maintenance, and Monitoring. PWS = Public Water Service. NJDEP = New Jersey Department of Environmental Protection.

**Table 2. Residential Granular Activated Carbon (GAC) Treatment System Results –
Chemours Chambers Works, Deepwater, New Jersey**

Field Sample ID	Date	PFOA	PFOS	PFNA	Comments
BED1	11/29/2022	<0.0020	<0.0020	<0.0020	
PT	9/13/2022	0.063	0.0023	0.0051	
BED1	9/13/2022	<0.0020	<0.0020	<0.0020	
BED1	6/6/2022	<0.0020	<0.0020	<0.0020	
BED1	3/2/2022	<0.0020	<0.0020	<0.0020	
BED1	11/9/2021	<0.0020	<0.0020	<0.0020	
BED1-DUP	11/9/2021	<0.0020	<0.0020	<0.0020	
PT	8/30/2021	0.057	0.0023	0.0062	Analyzed for 18 PFAS compounds for completeness. All results are on the Chemours Chambers Works website.
BED1	8/30/2021	<0.0020	<0.0020	<0.0020	
	2/23/2021	0.058	<0.0020	0.0086	GAC installed 05/05/2021.
	4/2/2009	0.050			
Location: 43					
BED1	10/25/2023	<0.0020	<0.0020	<0.0020	
PT	8/23/2023	0.30	0.0089	0.031	
BED1	8/23/2023	<0.0020	<0.0020	<0.0020	
BED1	5/18/2023	<0.0020	<0.0020	<0.0020	
BED1	2/16/2023	<0.0020	<0.0020	<0.0020	
BED1	11/14/2022	<0.0020	<0.0020	<0.0020	

Concentrations are in micrograms per liter (ug/L). Concentrations are rounded by the laboratory and reported to two significant figures. For samples collected prior to 10/1/2013, results for PFOA are reported under the following protocol: ND < LOD < NQ < LOQ where ND = Not Detected, NQ = Not Quantifiable, LOD = Limit of Detection, LOQ = Limit of Quantitation; the LOD/LOQ may have varied by instrument and quarter. For samples collected after 10/1/2013, samples are reported to a reporting limit (RL) of 0.0050 ug/L for PFOA. For samples collected after 6/30/2016, each target compound RL is 0.0020 ug/L. J = Analyte present, reported value may not be accurate or precise; UJ = Not detected, reporting limit may not be accurate or precise; B = Not detected substantially above the level reported in the laboratory or field blanks. Samples identified as BED1 were collected after the first carbon bed. Samples identified as BED2 were collected after the second carbon bed and represent the treated water. All other samples collected were prior to Chemours treatment. Samples identified with -D or -DUP are duplicate samples. Starting with the 3Q20 samples, the samples are analyzed by USEPA Method 537.1. Prior to 3Q20, the samples were analyzed by a modified method 537. QREP = Qualification Re-Evaluation Program. OMM = Operation, Maintenance, and Monitoring. PWS = Public Water Service. NJDEP = New Jersey Department of Environmental Protection.

**Table 2. Residential Granular Activated Carbon (GAC) Treatment System Results –
Chemours Chambers Works, Deepwater, New Jersey**

Field Sample ID	Date	PFOA	PFOS	PFNA	Comments
PT	9/8/2022	0.28	0.0090	0.028	
BED1	9/8/2022	<0.0020	<0.0020	<0.0020	
BED1	6/9/2022	<0.0020	<0.0020	<0.0020	Carbon Changeout 03/17/2022 - 5yr.
BED1	2/17/2022	<0.0020	<0.0020	<0.0020	
BED1	11/11/2021	<0.0020	<0.0020	<0.0020	
PT	8/26/2021	0.15	0.011	0.039	
BED1	8/26/2021	<0.0020	<0.0020	<0.0020	
BED1	5/20/2021	<0.0020	<0.0020	<0.0020	
BED1	2/11/2021	<0.0020	<0.0020	<0.0020	
BED1	11/5/2020	<0.0020	<0.0020	<0.0020	
PT	8/11/2020	0.19	0.014	0.041	Split sampling for method comparison.
PT	8/11/2020	0.19	0.014	0.049	
BED1	8/11/2020	<0.0020	<0.0020	<0.0020	
BED1	8/11/2020	<0.0020	<0.0020	<0.0020	Split sampling for method comparison.
BED1-DUP	8/11/2020	<0.0020	<0.0020	<0.0020	Split sampling for method comparison.
BED1	6/30/2020	<0.0020	<0.0020	<0.0020	
BED1	3/11/2020	<0.0020	<0.0020	<0.0020	
BED1	12/12/2019	<0.0020	<0.0020	<0.0020	

Concentrations are in micrograms per liter (ug/L). Concentrations are rounded by the laboratory and reported to two significant figures. For samples collected prior to 10/1/2013, results for PFOA are reported under the following protocol: ND < LOD < NQ < LOQ where ND = Not Detected, NQ = Not Quantifiable, LOD = Limit of Detection, LOQ = Limit of Quantitation; the LOD/LOQ may have varied by instrument and quarter. For samples collected after 10/1/2013, samples are reported to a reporting limit (RL) of 0.0050 ug/L for PFOA. For samples collected after 6/30/2016, each target compound RL is 0.0020 ug/L. J = Analyte present, reported value may not be accurate or precise; UJ = Not detected, reporting limit may not be accurate or precise; B = Not detected substantially above the level reported in the laboratory or field blanks. Samples identified as BED1 were collected after the first carbon bed. Samples identified as BED2 were collected after the second carbon bed and represent the treated water. All other samples collected were prior to Chemours treatment. Samples identified with -D or -DUP are duplicate samples. Starting with the 3Q20 samples, the samples are analyzed by USEPA Method 537.1. Prior to 3Q20, the samples were analyzed by a modified method 537. QREP = Qualification Re-Evaluation Program. OMM = Operation, Maintenance, and Monitoring. PWS = Public Water Service. NJDEP = New Jersey Department of Environmental Protection.

**Table 2. Residential Granular Activated Carbon (GAC) Treatment System Results –
Chemours Chambers Works, Deepwater, New Jersey**

Field Sample ID	Date	PFOA	PFOS	PFNA	Comments
PT	9/26/2019	0.17	0.0094	0.033	
BED1	9/26/2019	<0.0020	<0.0020	<0.0020	
BED1	5/23/2019	<0.0020	<0.0020	<0.0020	
BED1	3/1/2019	<0.0020	<0.0020	<0.0020	
BED1	12/6/2018	<0.0020	<0.0020	<0.0020	
PT	8/28/2018	0.25	0.013	0.035	
BED1	8/28/2018	<0.0020	<0.0020	<0.0020	
BED1	5/3/2018	<0.0020	<0.0020	<0.0020	
BED1	3/5/2018	<0.0020	<0.0020	<0.0020	
BED1	12/21/2017	<0.0020	<0.0020	<0.0020	
PT	9/6/2017	0.33	0.015	0.038	
BED1	9/6/2017	<0.0020	<0.0020	<0.0020	
BED1	6/28/2017	<0.0020	<0.0020	<0.0020	
BED1	3/3/2017	<0.0020	<0.0020	<0.0020	
-DUP	8/3/2016	0.28 J	0.0092 J	0.025 J	GAC installed 11/03/2016.
	8/3/2016	0.26 J	0.0095 J	0.024 J	GAC installed 11/03/2016.
	4/2/2009	0.32			

Concentrations are in micrograms per liter (ug/L). Concentrations are rounded by the laboratory and reported to two significant figures. For samples collected prior to 10/1/2013, results for PFOA are reported under the following protocol: ND < LOD < NQ < LOQ where ND = Not Detected, NQ = Not Quantifiable, LOD = Limit of Detection, LOQ = Limit of Quantitation; the LOD/LOQ may have varied by instrument and quarter. For samples collected after 10/1/2013, samples are reported to a reporting limit (RL) of 0.0050 ug/L for PFOA. For samples collected after 6/30/2016, each target compound RL is 0.0020 ug/L. J = Analyte present, reported value may not be accurate or precise; UJ = Not detected, reporting limit may not be accurate or precise; B = Not detected substantially above the level reported in the laboratory or field blanks. Samples identified as BED1 were collected after the first carbon bed. Samples identified as BED2 were collected after the second carbon bed and represent the treated water. All other samples collected were prior to Chemours treatment. Samples identified with -D or -DUP are duplicate samples. Starting with the 3Q20 samples, the samples are analyzed by USEPA Method 537.1. Prior to 3Q20, the samples were analyzed by a modified method 537. QREP = Qualification Re-Evaluation Program. OMM = Operation, Maintenance, and Monitoring. PWS = Public Water Service. NJDEP = New Jersey Department of Environmental Protection.

**Table 2. Residential Granular Activated Carbon (GAC) Treatment System Results –
Chemours Chambers Works, Deepwater, New Jersey**

Field Sample ID	Date	PFOA	PFOS	PFNA	Comments
Location: 44					
BED1	12/7/2023	<0.0020	<0.0020	<0.0020	
PT	8/16/2023	0.031	<0.0020	<0.0020	Carbon Changeout 08/16/2023 - 5yr.
BED1	8/16/2023	<0.0020	<0.0020	<0.0020	Carbon Changeout 08/16/2023 - 5yr.
BED1	5/1/2023	<0.0020	<0.0020	<0.0020	
BED1	2/21/2023	<0.0020	<0.0020	<0.0020	
BED1	11/22/2022	<0.0020	<0.0020	<0.0020	
PT	7/5/2022	0.029	<0.0020	<0.0020	
BED1	7/5/2022	<0.0020	<0.0020	<0.0020	
BED1	4/5/2022	<0.0020	<0.0020	<0.0020	
BED1	1/3/2022	<0.0020	<0.0020	<0.0020	
BED1	10/4/2021	<0.0020	<0.0020	<0.0020	
PT	7/6/2021	0.034	0.0027	<0.0020	
BED1	7/6/2021	<0.0020	<0.0020	<0.0020	
BED1-DUP	7/6/2021	<0.0020	<0.0020	<0.0020	
BED1	4/6/2021	<0.0020	<0.0020	<0.0020	
BED1	1/25/2021	<0.0020	<0.0020	<0.0020	
BED1-DUP	1/25/2021	<0.0020	<0.0020	<0.0020	

Concentrations are in micrograms per liter (ug/L). Concentrations are rounded by the laboratory and reported to two significant figures. For samples collected prior to 10/1/2013, results for PFOA are reported under the following protocol: ND < LOD < NQ < LOQ where ND = Not Detected, NQ = Not Quantifiable, LOD = Limit of Detection, LOQ = Limit of Quantitation; the LOD/LOQ may have varied by instrument and quarter. For samples collected after 10/1/2013, samples are reported to a reporting limit (RL) of 0.0050 ug/L for PFOA. For samples collected after 6/30/2016, each target compound RL is 0.0020 ug/L. J = Analyte present, reported value may not be accurate or precise; UJ = Not detected, reporting limit may not be accurate or precise; B = Not detected substantially above the level reported in the laboratory or field blanks. Samples identified as BED1 were collected after the first carbon bed. Samples identified as BED2 were collected after the second carbon bed and represent the treated water. All other samples collected were prior to Chemours treatment. Samples identified with -D or -DUP are duplicate samples. Starting with the 3Q20 samples, the samples are analyzed by USEPA Method 537.1. Prior to 3Q20, the samples were analyzed by a modified method 537. QREP = Qualification Re-Evaluation Program. OMM = Operation, Maintenance, and Monitoring. PWS = Public Water Service. NJDEP = New Jersey Department of Environmental Protection.

**Table 2. Residential Granular Activated Carbon (GAC) Treatment System Results –
Chemours Chambers Works, Deepwater, New Jersey**

Field Sample ID	Date	PFOA	PFOS	PFNA	Comments
BED1	10/6/2020	<0.0020	<0.0020	<0.0020	
PT	7/28/2020	0.021	<0.0020	<0.0020	
BED1	7/28/2020	<0.0020	<0.0020	<0.0020	
BED1	6/18/2020	<0.0020	<0.0020	<0.0020	
BED1	2/26/2020	<0.0020	<0.0020	<0.0020	
BED2	2/26/2020	<0.0020	<0.0020	<0.0020	
BED1	11/19/2019	<0.0020	<0.0020	<0.0020	
PT	9/16/2019	0.018	<0.0020	<0.0020	
BED1	9/16/2019	<0.0020	<0.0020	<0.0020	
BED1	4/5/2019	<0.0020	<0.0020	<0.0020	
BED1	1/11/2019	<0.0020	<0.0020	<0.0020	
BED1	10/25/2018	<0.0020	<0.0020	<0.0020	
PT	7/9/2018	0.019	<0.0020	<0.0020	
BED1	7/9/2018	<0.0020	<0.0020	<0.0020	
	7/7/2016	0.02 J	0.0021 J	<0.0020 U	GAC installed 04/13/2018.
	4/2/2009	NQ			
Location: 50					
BED1	10/27/2023	<0.0020	<0.0020	<0.0020	

Concentrations are in micrograms per liter (ug/L). Concentrations are rounded by the laboratory and reported to two significant figures. For samples collected prior to 10/1/2013, results for PFOA are reported under the following protocol: ND < LOD < NQ < LOQ where ND = Not Detected, NQ = Not Quantifiable, LOD = Limit of Detection, LOQ = Limit of Quantitation; the LOD/LOQ may have varied by instrument and quarter. For samples collected after 10/1/2013, samples are reported to a reporting limit (RL) of 0.0050 ug/L for PFOA. For samples collected after 6/30/2016, each target compound RL is 0.0020 ug/L. J = Analyte present, reported value may not be accurate or precise; UJ = Not detected, reporting limit may not be accurate or precise; B = Not detected substantially above the level reported in the laboratory or field blanks. Samples identified as BED1 were collected after the first carbon bed. Samples identified as BED2 were collected after the second carbon bed and represent the treated water. All other samples collected were prior to Chemours treatment. Samples identified with -D or -DUP are duplicate samples. Starting with the 3Q20 samples, the samples are analyzed by USEPA Method 537.1. Prior to 3Q20, the samples were analyzed by a modified method 537. QREP = Qualification Re-Evaluation Program. OMM = Operation, Maintenance, and Monitoring. PWS = Public Water Service. NJDEP = New Jersey Department of Environmental Protection.

**Table 2. Residential Granular Activated Carbon (GAC) Treatment System Results –
Chemours Chambers Works, Deepwater, New Jersey**

Field Sample ID	Date	PFOA	PFOS	PFNA	Comments
PT	7/17/2023	0.23	0.011	0.016	
BED1	7/17/2023	<0.0020	<0.0020	<0.0020	
BED1	4/13/2023	<0.0020	<0.0020	<0.0020	
BED1	1/12/2023	<0.0020	<0.0020	<0.0020	
BED1	10/10/2022	<0.0020	<0.0020	<0.0020	
PT	8/4/2022	0.22	0.013	0.019	
BED1	8/4/2022	<0.0020	<0.0020	<0.0020	
BED1	4/20/2022	<0.0020	<0.0020	<0.0020	
BED1	1/27/2022	<0.0020 UJ	<0.0020 UJ	<0.0020 UJ	
BED1-DUP	1/27/2022	<0.0020	<0.0020	<0.0020	
BED1	10/29/2021	<0.0020	<0.0020	<0.0020	
PT	8/2/2021	0.19	0.014	0.016	
BED1	8/2/2021	<0.0020	<0.0020	<0.0020	
BED1	5/10/2021	<0.0020	<0.0020	<0.0020	
BED1	2/12/2021	<0.0020	<0.0020	<0.0020	
BED1	11/18/2020	<0.0020	<0.0020	<0.0020	
PT	9/23/2020	0.21	0.021	0.022	
BED1	9/23/2020	<0.0020	<0.0020	<0.0020	

Concentrations are in micrograms per liter (ug/L). Concentrations are rounded by the laboratory and reported to two significant figures. For samples collected prior to 10/1/2013, results for PFOA are reported under the following protocol: ND < LOD < NQ < LOQ where ND = Not Detected, NQ = Not Quantifiable, LOD = Limit of Detection, LOQ = Limit of Quantitation; the LOD/LOQ may have varied by instrument and quarter. For samples collected after 10/1/2013, samples are reported to a reporting limit (RL) of 0.0050 ug/L for PFOA. For samples collected after 6/30/2016, each target compound RL is 0.0020 ug/L. J = Analyte present, reported value may not be accurate or precise; UJ = Not detected, reporting limit may not be accurate or precise; B = Not detected substantially above the level reported in the laboratory or field blanks. Samples identified as BED1 were collected after the first carbon bed. Samples identified as BED2 were collected after the second carbon bed and represent the treated water. All other samples collected were prior to Chemours treatment. Samples identified with -D or -DUP are duplicate samples. Starting with the 3Q20 samples, the samples are analyzed by USEPA Method 537.1. Prior to 3Q20, the samples were analyzed by a modified method 537. QREP = Qualification Re-Evaluation Program. OMM = Operation, Maintenance, and Monitoring. PWS = Public Water Service. NJDEP = New Jersey Department of Environmental Protection.

**Table 2. Residential Granular Activated Carbon (GAC) Treatment System Results –
Chemours Chambers Works, Deepwater, New Jersey**

Field Sample ID	Date	PFOA	PFOS	PFNA	Comments
BED1-DUP	9/23/2020	<0.0020	<0.0020	<0.0020	
BED1	6/25/2020	<0.0020	<0.0020	<0.0020	
	11/26/2019	0.20	0.022	0.016	GAC installed 02/07/2020.
	4/6/2009	0.25			
Location: 54					
BED1	12/12/2023	<0.0020	<0.0020	<0.0020	
PT	9/20/2023	0.059	0.0023	0.0088	
BED1	9/20/2023	<0.0020	<0.0020	<0.0020	
BED1-DUP	9/20/2023	<0.0020	<0.0020	<0.0020	
BED1	5/24/2023	<0.0020	<0.0020	<0.0020	
BED1	2/21/2023	<0.0020	<0.0020	<0.0020	
BED1	11/7/2022	<0.0020	<0.0020	<0.0020	
PT	8/31/2022	0.057	0.0022	0.0067	
BED1	8/31/2022	<0.0020	<0.0020	<0.0020	
BED1	5/25/2022	<0.0020	<0.0020	<0.0020	
BED1	1/12/2022	<0.0020	<0.0020	<0.0020	Carbon Changeout 01/12/2022 - 5yr.
BED1-DUP	1/12/2022	<0.0020	<0.0020	<0.0020	Carbon Changeout 01/12/2022 - 5yr.
BED1	12/8/2021	<0.0020	<0.0020	<0.0020	

Concentrations are in micrograms per liter (ug/L). Concentrations are rounded by the laboratory and reported to two significant figures. For samples collected prior to 10/1/2013, results for PFOA are reported under the following protocol: ND < LOD < NQ < LOQ where ND = Not Detected, NQ = Not Quantifiable, LOD = Limit of Detection, LOQ = Limit of Quantitation; the LOD/LOQ may have varied by instrument and quarter. For samples collected after 10/1/2013, samples are reported to a reporting limit (RL) of 0.0050 ug/L for PFOA. For samples collected after 6/30/2016, each target compound RL is 0.0020 ug/L. J = Analyte present, reported value may not be accurate or precise; UJ = Not detected, reporting limit may not be accurate or precise; B = Not detected substantially above the level reported in the laboratory or field blanks. Samples identified as BED1 were collected after the first carbon bed. Samples identified as BED2 were collected after the second carbon bed and represent the treated water. All other samples collected were prior to Chemours treatment. Samples identified with -D or -DUP are duplicate samples. Starting with the 3Q20 samples, the samples are analyzed by USEPA Method 537.1. Prior to 3Q20, the samples were analyzed by a modified method 537. QREP = Qualification Re-Evaluation Program. OMM = Operation, Maintenance, and Monitoring. PWS = Public Water Service. NJDEP = New Jersey Department of Environmental Protection.

**Table 2. Residential Granular Activated Carbon (GAC) Treatment System Results –
Chemours Chambers Works, Deepwater, New Jersey**

Field Sample ID	Date	PFOA	PFOS	PFNA	Comments
PT	9/1/2021	0.086	0.0022 J	0.0072	
BED1	9/1/2021	<0.0020	<0.0020	<0.0020	
BED1	4/7/2021	<0.0020	<0.0020	<0.0020	
BED1	1/12/2021	<0.0020	<0.0020	<0.0020	
BED1	10/5/2020	<0.0020	<0.0020	<0.0020	
PT	7/28/2020	0.057	0.0028	0.012	
BED1	7/28/2020	<0.0020	<0.0020	<0.0020	
BED1	6/4/2020	<0.0020	<0.0020	<0.0020	
BED1	1/27/2020	<0.0020	<0.0020	<0.0020	
BED1	10/11/2019	<0.0020	<0.0020	<0.0020	
PT	7/15/2019	0.088	0.0045	0.0094	
BED1	7/15/2019	<0.0020	<0.0020	<0.0020	
BED1	4/11/2019	<0.0020	<0.0020	<0.0020	
BED1	1/22/2019	<0.0020	<0.0020	<0.0020	
BED1	10/31/2018	<0.0020	<0.0020	<0.0020	
PT	7/24/2018	0.066	0.0040	0.012	
BED1	7/24/2018	<0.0020	<0.0020	<0.0020	
BED1	4/23/2018	<0.0020	<0.0020	<0.0020	

Concentrations are in micrograms per liter (ug/L). Concentrations are rounded by the laboratory and reported to two significant figures. For samples collected prior to 10/1/2013, results for PFOA are reported under the following protocol: ND < LOD < NQ < LOQ where ND = Not Detected, NQ = Not Quantifiable, LOD = Limit of Detection, LOQ = Limit of Quantitation; the LOD/LOQ may have varied by instrument and quarter. For samples collected after 10/1/2013, samples are reported to a reporting limit (RL) of 0.0050 ug/L for PFOA. For samples collected after 6/30/2016, each target compound RL is 0.0020 ug/L. J = Analyte present, reported value may not be accurate or precise; UJ = Not detected, reporting limit may not be accurate or precise; B = Not detected substantially above the level reported in the laboratory or field blanks. Samples identified as BED1 were collected after the first carbon bed. Samples identified as BED2 were collected after the second carbon bed and represent the treated water. All other samples collected were prior to Chemours treatment. Samples identified with -D or -DUP are duplicate samples. Starting with the 3Q20 samples, the samples are analyzed by USEPA Method 537.1. Prior to 3Q20, the samples were analyzed by a modified method 537. QREP = Qualification Re-Evaluation Program. OMM = Operation, Maintenance, and Monitoring. PWS = Public Water Service. NJDEP = New Jersey Department of Environmental Protection.

**Table 2. Residential Granular Activated Carbon (GAC) Treatment System Results –
Chemours Chambers Works, Deepwater, New Jersey**

Field Sample ID	Date	PFOA	PFOS	PFNA	Comments
BED1	2/15/2018	<0.0020	<0.0020	<0.0020	
BED1	11/16/2017	<0.0020	<0.0020	<0.0020	
PT	8/16/2017	0.071	0.0022	0.0093	
BED1	8/16/2017	<0.0020	<0.0020	<0.0020	
BED1	6/20/2017	<0.0020	<0.0020	<0.0020	
BED1	3/2/2017	<0.0020	<0.0020	<0.0020	
-DUP	7/7/2016	0.081 J	0.0026 J	0.0053 B	GAC installed 10/20/2016.
	7/7/2016	0.092 J	0.0026 J	0.0057 B	GAC installed 10/20/2016.
	4/7/2009	0.053			
Location: 58					
BED1	12/4/2023	<0.0020	<0.0020	<0.0020	
BED1-DUP	12/4/2023	<0.0020	<0.0020	<0.0020	
PT	9/19/2023	0.068	0.0029	0.013	
BED1	9/19/2023	<0.0020	<0.0020	<0.0020	
BED1	6/22/2023	<0.0020	<0.0020	<0.0020	
BED1	3/7/2023	<0.0020	<0.0020	<0.0020	
BED1	11/28/2022	<0.0020	<0.0020	<0.0020	
PT	8/24/2022	0.061	0.0023	0.0076	

Concentrations are in micrograms per liter (ug/L). Concentrations are rounded by the laboratory and reported to two significant figures. For samples collected prior to 10/1/2013, results for PFOA are reported under the following protocol: ND < LOD < NQ < LOQ where ND = Not Detected, NQ = Not Quantifiable, LOD = Limit of Detection, LOQ = Limit of Quantitation; the LOD/LOQ may have varied by instrument and quarter. For samples collected after 10/1/2013, samples are reported to a reporting limit (RL) of 0.0050 ug/L for PFOA. For samples collected after 6/30/2016, each target compound RL is 0.0020 ug/L. J = Analyte present, reported value may not be accurate or precise; UJ = Not detected, reporting limit may not be accurate or precise; B = Not detected substantially above the level reported in the laboratory or field blanks. Samples identified as BED1 were collected after the first carbon bed. Samples identified as BED2 were collected after the second carbon bed and represent the treated water. All other samples collected were prior to Chemours treatment. Samples identified with -D or -DUP are duplicate samples. Starting with the 3Q20 samples, the samples are analyzed by USEPA Method 537.1. Prior to 3Q20, the samples were analyzed by a modified method 537. QREP = Qualification Re-Evaluation Program. OMM = Operation, Maintenance, and Monitoring. PWS = Public Water Service. NJDEP = New Jersey Department of Environmental Protection.

**Table 2. Residential Granular Activated Carbon (GAC) Treatment System Results –
Chemours Chambers Works, Deepwater, New Jersey**

Field Sample ID	Date	PFOA	PFOS	PFNA	Comments
BED1	8/24/2022	<0.0020	<0.0020	<0.0020	
BED1	5/18/2022	<0.0020	<0.0020	<0.0020	
BED1	1/19/2022	<0.0020	<0.0020	<0.0020	Carbon Changeout 01/19/2022 - 5yr.
PT	8/27/2021	0.058	0.0023	0.0090	
BED1	8/27/2021	<0.0020	<0.0020	<0.0020	
BED1	6/21/2021	<0.0020	<0.0020	<0.0020	
BED1	3/23/2021	<0.0020	<0.0020	<0.0020	
BED1	12/7/2020	<0.0020	<0.0020	<0.0020	
BED1-DUP	12/7/2020	<0.0020	<0.0020	<0.0020	
PT	9/14/2020	0.060	0.0023 J	0.010	
BED1	9/14/2020	<0.0020	<0.0020	<0.0020	
BED1	6/24/2020	<0.0020	<0.0020	<0.0020	
BED1	2/12/2020	<0.0020	<0.0020	<0.0020	
BED1	10/24/2019	<0.0020	<0.0020	<0.0020	
PT	8/26/2019	0.075	0.0026	0.0089	
BED1	8/26/2019	<0.0020	<0.0020	<0.0020	
BED1	5/16/2019	<0.0020	<0.0020	<0.0020	
BED1-DUP	5/16/2019	<0.0020	<0.0020	<0.0020	

Concentrations are in micrograms per liter (ug/L). Concentrations are rounded by the laboratory and reported to two significant figures. For samples collected prior to 10/1/2013, results for PFOA are reported under the following protocol: ND < LOD < NQ < LOQ where ND = Not Detected, NQ = Not Quantifiable, LOD = Limit of Detection, LOQ = Limit of Quantitation; the LOD/LOQ may have varied by instrument and quarter. For samples collected after 10/1/2013, samples are reported to a reporting limit (RL) of 0.0050 ug/L for PFOA. For samples collected after 6/30/2016, each target compound RL is 0.0020 ug/L. J = Analyte present, reported value may not be accurate or precise; UJ = Not detected, reporting limit may not be accurate or precise; B = Not detected substantially above the level reported in the laboratory or field blanks. Samples identified as BED1 were collected after the first carbon bed. Samples identified as BED2 were collected after the second carbon bed and represent the treated water. All other samples collected were prior to Chemours treatment. Samples identified with -D or -DUP are duplicate samples. Starting with the 3Q20 samples, the samples are analyzed by USEPA Method 537.1. Prior to 3Q20, the samples were analyzed by a modified method 537. QREP = Qualification Re-Evaluation Program. OMM = Operation, Maintenance, and Monitoring. PWS = Public Water Service. NJDEP = New Jersey Department of Environmental Protection.

**Table 2. Residential Granular Activated Carbon (GAC) Treatment System Results –
Chemours Chambers Works, Deepwater, New Jersey**

Field Sample ID	Date	PFOA	PFOS	PFNA	Comments
BED1	3/20/2019	<0.0020	<0.0020	<0.0020	
BED1	12/3/2018	<0.0020	<0.0020	<0.0020	
PT	9/20/2018	0.074	0.0027	0.013	
BED1	9/20/2018	<0.0020	<0.0020	<0.0020	
BED1	6/18/2018	<0.0020	<0.0020	<0.0020	
BED1	2/15/2018	<0.0020	<0.0020	<0.0020	Carbon Changeout 12/18/2017 - Fe.
BED1	11/16/2017	<0.0020	<0.0020	<0.0020	
PT	8/16/2017	0.077	0.003	0.013	
BED1	8/16/2017	<0.0020	<0.0020	<0.0020	
BED1	6/7/2017	<0.0020	<0.0020	<0.0020	
BED1-DUP	6/7/2017	<0.0020	<0.0020	<0.0020	
BED1	3/2/2017	<0.0020	<0.0020	<0.0020	
	7/13/2016	0.094 J	0.0034 J	0.017 J	GAC installed 10/19/2016.
	4/9/2009	0.071			
Location: 59					
PT	7/28/2023	0.14	0.0054	0.019	
BED1	7/28/2023	<0.0020	<0.0020	<0.0020	
BED1	5/19/2022	<0.0020	<0.0020	<0.0020	Carbon Changeout 05/19/2022 - 5yr.

Concentrations are in micrograms per liter (ug/L). Concentrations are rounded by the laboratory and reported to two significant figures. For samples collected prior to 10/1/2013, results for PFOA are reported under the following protocol: ND < LOD < NQ < LOQ where ND = Not Detected, NQ = Not Quantifiable, LOD = Limit of Detection, LOQ = Limit of Quantitation; the LOD/LOQ may have varied by instrument and quarter. For samples collected after 10/1/2013, samples are reported to a reporting limit (RL) of 0.0050 ug/L for PFOA. For samples collected after 6/30/2016, each target compound RL is 0.0020 ug/L. J = Analyte present, reported value may not be accurate or precise; UJ = Not detected, reporting limit may not be accurate or precise; B = Not detected substantially above the level reported in the laboratory or field blanks. Samples identified as BED1 were collected after the first carbon bed. Samples identified as BED2 were collected after the second carbon bed and represent the treated water. All other samples collected were prior to Chemours treatment. Samples identified with -D or -DUP are duplicate samples. Starting with the 3Q20 samples, the samples are analyzed by USEPA Method 537.1. Prior to 3Q20, the samples were analyzed by a modified method 537. QREP = Qualification Re-Evaluation Program. OMM = Operation, Maintenance, and Monitoring. PWS = Public Water Service. NJDEP = New Jersey Department of Environmental Protection.

**Table 2. Residential Granular Activated Carbon (GAC) Treatment System Results –
Chemours Chambers Works, Deepwater, New Jersey**

Field Sample ID	Date	PFOA	PFOS	PFNA	Comments
BED1	3/15/2022	<0.0020	<0.0020	<0.0020	
BED1	12/13/2021	<0.0020	<0.0020	<0.0020	
PT	9/21/2021	0.18	0.0058	0.027	
BED1	9/21/2021	<0.0020	<0.0020	<0.0020	
BED1	6/28/2021	<0.0020	<0.0020	<0.0020	
BED1	3/5/2021	<0.0020	<0.0020	<0.0020	
BED1	12/2/2020	<0.0020	<0.0020	<0.0020	
PT	9/2/2020	0.16	0.0043	0.021	
BED1	9/2/2020	<0.0020	<0.0020	<0.0020	
BED1	6/22/2020	<0.0020	<0.0020	<0.0020	
BED1	2/14/2020	<0.0020	<0.0020	<0.0020	
BED1	11/11/2019	<0.0020	<0.0020	<0.0020	
PT	9/5/2019	0.19	0.0073	0.026	
BED1	9/5/2019	<0.0020	<0.0020	<0.0020	
BED1	5/23/2019	<0.0020	<0.0020	<0.0020	
BED1	3/4/2019	<0.0020	<0.0020	<0.0020	
BED1	12/5/2018	<0.0020	<0.0020	<0.0020	
PT	8/21/2018	0.22	0.0063	0.023	

Concentrations are in micrograms per liter (ug/L). Concentrations are rounded by the laboratory and reported to two significant figures. For samples collected prior to 10/1/2013, results for PFOA are reported under the following protocol: ND < LOD < NQ < LOQ where ND = Not Detected, NQ = Not Quantifiable, LOD = Limit of Detection, LOQ = Limit of Quantitation; the LOD/LOQ may have varied by instrument and quarter. For samples collected after 10/1/2013, samples are reported to a reporting limit (RL) of 0.0050 ug/L for PFOA. For samples collected after 6/30/2016, each target compound RL is 0.0020 ug/L. J = Analyte present, reported value may not be accurate or precise; UJ = Not detected, reporting limit may not be accurate or precise; B = Not detected substantially above the level reported in the laboratory or field blanks. Samples identified as BED1 were collected after the first carbon bed. Samples identified as BED2 were collected after the second carbon bed and represent the treated water. All other samples collected were prior to Chemours treatment. Samples identified with -D or -DUP are duplicate samples. Starting with the 3Q20 samples, the samples are analyzed by USEPA Method 537.1. Prior to 3Q20, the samples were analyzed by a modified method 537. QREP = Qualification Re-Evaluation Program. OMM = Operation, Maintenance, and Monitoring. PWS = Public Water Service. NJDEP = New Jersey Department of Environmental Protection.

**Table 2. Residential Granular Activated Carbon (GAC) Treatment System Results –
Chemours Chambers Works, Deepwater, New Jersey**

Field Sample ID	Date	PFOA	PFOS	PFNA	Comments
BED1	8/21/2018	<0.0020	<0.0020	<0.0020	
BED1	6/1/2018	<0.0020	<0.0020	<0.0020	
BED1	3/14/2018	<0.0020	<0.0020	<0.0020	
BED1	12/5/2017	<0.0020	<0.0020	<0.0020	
PT	9/29/2017	0.22	0.0094	0.028	
BED1	9/29/2017	<0.0020	<0.0020	<0.0020	
BED1	6/23/2017	<0.0020	<0.0020	<0.0020	
BED1-DUP	6/23/2017	<0.0020	<0.0020	<0.0020	
-DUP	8/11/2016	0.26	0.017 J	0.021	GAC installed 02/07/2017.
	8/11/2016	0.26	0.007 J	0.023	GAC installed 02/07/2017.
	4/9/2009	0.27			
Location: 60					
BED1	12/18/2023	<0.0020	<0.0020	<0.0020	
PT	9/18/2023	0.24	0.015	0.021	
BED1	9/18/2023	<0.0020	<0.0020	<0.0020	
PT	8/20/2021	0.20	0.0074	0.014	
BED1	8/20/2021	<0.0020	<0.0020	<0.0020	
BED1	5/26/2021	<0.0020	<0.0020	<0.0020	

Concentrations are in micrograms per liter (ug/L). Concentrations are rounded by the laboratory and reported to two significant figures. For samples collected prior to 10/1/2013, results for PFOA are reported under the following protocol: ND < LOD < NQ < LOQ where ND = Not Detected, NQ = Not Quantifiable, LOD = Limit of Detection, LOQ = Limit of Quantitation; the LOD/LOQ may have varied by instrument and quarter. For samples collected after 10/1/2013, samples are reported to a reporting limit (RL) of 0.0050 ug/L for PFOA. For samples collected after 6/30/2016, each target compound RL is 0.0020 ug/L. J = Analyte present, reported value may not be accurate or precise; UJ = Not detected, reporting limit may not be accurate or precise; B = Not detected substantially above the level reported in the laboratory or field blanks. Samples identified as BED1 were collected after the first carbon bed. Samples identified as BED2 were collected after the second carbon bed and represent the treated water. All other samples collected were prior to Chemours treatment. Samples identified with -D or -DUP are duplicate samples. Starting with the 3Q20 samples, the samples are analyzed by USEPA Method 537.1. Prior to 3Q20, the samples were analyzed by a modified method 537. QREP = Qualification Re-Evaluation Program. OMM = Operation, Maintenance, and Monitoring. PWS = Public Water Service. NJDEP = New Jersey Department of Environmental Protection.

**Table 2. Residential Granular Activated Carbon (GAC) Treatment System Results –
Chemours Chambers Works, Deepwater, New Jersey**

Field Sample ID	Date	PFOA	PFOS	PFNA	Comments
BED1	3/5/2021	<0.0020	<0.0020	<0.0020	
BED1	11/11/2020	<0.0020	<0.0020	<0.0020	
PT	9/14/2020	0.19	0.0076 J	0.014	
BED1	9/14/2020	<0.0020	<0.0020	<0.0020	
BED1	6/24/2020	<0.0020	<0.0020	<0.0020	
BED1	2/5/2020	<0.0020	<0.0020	<0.0020	
BED1	10/23/2019	<0.0020	<0.0020	<0.0020	Carbon Changeout 09/19/2019 - Fe.
PT	8/5/2019	0.26	0.0089	0.015	
BED1	8/5/2019	<0.0020	<0.0020	<0.0020	
BED1	4/10/2019	<0.0020	<0.0020	<0.0020	
PT	1/16/2019	0.27	0.011 B	0.017	Carbon Changeout 04/12/2018 - Fe.
BED1	1/16/2019	<0.0020	<0.0020	<0.0020	Carbon Changeout 04/12/2018 - Fe.
BED1	3/29/2018	<0.0020	<0.0020	<0.0020	
PT	9/28/2017	0.2	0.0073	0.01	
BED1	9/28/2017	<0.0020	<0.0020	<0.0020	
BED1	6/28/2017	<0.0020	<0.0020	<0.0020	
BED1	3/27/2017	0.2 J	0.0069 J	0.011 J	Elevated results for this sample suggest that an incorrect port may have been sampled and results should be used with caution.

Concentrations are in micrograms per liter (ug/L). Concentrations are rounded by the laboratory and reported to two significant figures. For samples collected prior to 10/1/2013, results for PFOA are reported under the following protocol: ND < LOD < NQ < LOQ where ND = Not Detected, NQ = Not Quantifiable, LOD = Limit of Detection, LOQ = Limit of Quantitation; the LOD/LOQ may have varied by instrument and quarter. For samples collected after 10/1/2013, samples are reported to a reporting limit (RL) of 0.0050 ug/L for PFOA. For samples collected after 6/30/2016, each target compound RL is 0.0020 ug/L. J = Analyte present, reported value may not be accurate or precise; UJ = Not detected, reporting limit may not be accurate or precise; B = Not detected substantially above the level reported in the laboratory or field blanks. Samples identified as BED1 were collected after the first carbon bed. Samples identified as BED2 were collected after the second carbon bed and represent the treated water. All other samples collected were prior to Chemours treatment. Samples identified with -D or -DUP are duplicate samples. Starting with the 3Q20 samples, the samples are analyzed by USEPA Method 537.1. Prior to 3Q20, the samples were analyzed by a modified method 537. QREP = Qualification Re-Evaluation Program. OMM = Operation, Maintenance, and Monitoring. PWS = Public Water Service. NJDEP = New Jersey Department of Environmental Protection.

**Table 2. Residential Granular Activated Carbon (GAC) Treatment System Results –
Chemours Chambers Works, Deepwater, New Jersey**

Field Sample ID	Date	PFOA	PFOS	PFNA	Comments
BED2	3/27/2017	<0.0020	<0.0020	<0.0020	Elevated results for this sample suggest that an incorrect port may have been sampled and results should be used with caution.
	7/12/2016	0.24 J	0.007	0.011	GAC installed 12/13/2016.
	4/9/2009	0.18			
Location: 61					
BED1	11/20/2023	<0.0020	<0.0020	<0.0020	
PT	8/29/2023	0.057	0.0031	0.012	
BED1	8/29/2023	<0.0020	<0.0020	<0.0020	
BED1	6/5/2023	<0.0020	<0.0020	<0.0020	
BED1	3/9/2023	<0.0020	<0.0020	<0.0020	
BED1	11/22/2022	<0.0020	<0.0020	<0.0020	
PT	9/14/2022	0.055	0.0028	0.011	
BED1	9/14/2022	<0.0020	<0.0020	<0.0020	
BED1	6/13/2022	<0.0020	<0.0020	<0.0020	
BED1	2/28/2022	<0.0020	<0.0020	<0.0020	
BED1	12/1/2021	<0.0020	<0.0020	<0.0020	Carbon Changeout 11/10/2021 - 5yr.
PT	8/3/2021	0.056	0.0032	0.012	
BED1	8/3/2021	<0.0020	<0.0020	<0.0020	
BED1	5/4/2021	<0.0020	<0.0020	<0.0020	

Concentrations are in micrograms per liter (ug/L). Concentrations are rounded by the laboratory and reported to two significant figures. For samples collected prior to 10/1/2013, results for PFOA are reported under the following protocol: ND < LOD < NQ < LOQ where ND = Not Detected, NQ = Not Quantifiable, LOD = Limit of Detection, LOQ = Limit of Quantitation; the LOD/LOQ may have varied by instrument and quarter. For samples collected after 10/1/2013, samples are reported to a reporting limit (RL) of 0.0050 ug/L for PFOA. For samples collected after 6/30/2016, each target compound RL is 0.0020 ug/L. J = Analyte present, reported value may not be accurate or precise; UJ = Not detected, reporting limit may not be accurate or precise; B = Not detected substantially above the level reported in the laboratory or field blanks. Samples identified as BED1 were collected after the first carbon bed. Samples identified as BED2 were collected after the second carbon bed and represent the treated water. All other samples collected were prior to Chemours treatment. Samples identified with -D or -DUP are duplicate samples. Starting with the 3Q20 samples, the samples are analyzed by USEPA Method 537.1. Prior to 3Q20, the samples were analyzed by a modified method 537. QREP = Qualification Re-Evaluation Program. OMM = Operation, Maintenance, and Monitoring. PWS = Public Water Service. NJDEP = New Jersey Department of Environmental Protection.

**Table 2. Residential Granular Activated Carbon (GAC) Treatment System Results –
Chemours Chambers Works, Deepwater, New Jersey**

Field Sample ID	Date	PFOA	PFOS	PFNA	Comments
BED1	2/9/2021	<0.0020	<0.0020	<0.0020	
BED1	11/10/2020	<0.0020	<0.0020	<0.0020	
PT	9/3/2020	0.053	0.0025	0.010	
BED1	9/3/2020	<0.0020	<0.0020	<0.0020	
BED1-DUP	9/3/2020	<0.0020	<0.0020	<0.0020	
BED1	6/22/2020	<0.0020	<0.0020	<0.0020	
BED1	3/5/2020	<0.0020	<0.0020	<0.0020	
BED1	10/22/2019	<0.0020	<0.0020	<0.0020	
PT	7/30/2019	0.058	0.0024	0.0094	
BED1	7/30/2019	<0.0020	<0.0020	<0.0020	
BED1	4/24/2019	<0.0020	<0.0020	<0.0020	
BED1	2/11/2019	<0.0020	<0.0020	<0.0020	
BED1	11/12/2018	<0.0020	<0.0020	<0.0020	
PT	8/14/2018	0.063	0.0040	0.016	
BED1	8/14/2018	<0.0020	<0.0020	<0.0020	
BED1	5/14/2018	<0.0020	<0.0020	<0.0020	
BED1	2/28/2018	<0.0020	<0.0020	<0.0020	
BED1	11/16/2017	<0.0020	<0.0020	<0.0020	

Concentrations are in micrograms per liter (ug/L). Concentrations are rounded by the laboratory and reported to two significant figures. For samples collected prior to 10/1/2013, results for PFOA are reported under the following protocol: ND < LOD < NQ < LOQ where ND = Not Detected, NQ = Not Quantifiable, LOD = Limit of Detection, LOQ = Limit of Quantitation; the LOD/LOQ may have varied by instrument and quarter. For samples collected after 10/1/2013, samples are reported to a reporting limit (RL) of 0.0050 ug/L for PFOA. For samples collected after 6/30/2016, each target compound RL is 0.0020 ug/L. J = Analyte present, reported value may not be accurate or precise; UJ = Not detected, reporting limit may not be accurate or precise; B = Not detected substantially above the level reported in the laboratory or field blanks. Samples identified as BED1 were collected after the first carbon bed. Samples identified as BED2 were collected after the second carbon bed and represent the treated water. All other samples collected were prior to Chemours treatment. Samples identified with -D or -DUP are duplicate samples. Starting with the 3Q20 samples, the samples are analyzed by USEPA Method 537.1. Prior to 3Q20, the samples were analyzed by a modified method 537. QREP = Qualification Re-Evaluation Program. OMM = Operation, Maintenance, and Monitoring. PWS = Public Water Service. NJDEP = New Jersey Department of Environmental Protection.

**Table 2. Residential Granular Activated Carbon (GAC) Treatment System Results –
Chemours Chambers Works, Deepwater, New Jersey**

Field Sample ID	Date	PFOA	PFOS	PFNA	Comments
PT	8/17/2017	0.066	0.0033	0.013	
BED1	8/17/2017	<0.0020	<0.0020	<0.0020	
BED1	6/22/2017	<0.0020	<0.0020	<0.0020	
BED1	3/27/2017	<0.0020	<0.0020	<0.0020	
	8/10/2016	0.065	1.3	0.013	GAC installed 12/01/2016.
	4/9/2009	0.064			
Location: 62					
BED1	10/23/2023	<0.0020	<0.0020	<0.0020	
PT	8/8/2023	0.034	0.0087	0.027	
BED1	8/8/2023	<0.0020	<0.0020	<0.0020	
BED1	5/15/2023	<0.0020	<0.0020	<0.0020	
BED1-DUP	5/15/2023	<0.0020	<0.0020	<0.0020	
BED1	2/16/2023	<0.0020	<0.0020	<0.0020	
BED1	11/9/2022	<0.0020	<0.0020	<0.0020	
PT	9/1/2022	0.037	0.0061	0.021	
BED1	9/1/2022	<0.0020	<0.0020	<0.0020	
BED1	5/31/2022	<0.0020	<0.0020	<0.0020	
BED1	2/10/2022	<0.0020 UJ	<0.0020 UJ	<0.0020 UJ	Carbon Changeout 02/10/2022 - 5yr.

Concentrations are in micrograms per liter (ug/L). Concentrations are rounded by the laboratory and reported to two significant figures. For samples collected prior to 10/1/2013, results for PFOA are reported under the following protocol: ND < LOD < NQ < LOQ where ND = Not Detected, NQ = Not Quantifiable, LOD = Limit of Detection, LOQ = Limit of Quantitation; the LOD/LOQ may have varied by instrument and quarter. For samples collected after 10/1/2013, samples are reported to a reporting limit (RL) of 0.0050 ug/L for PFOA. For samples collected after 6/30/2016, each target compound RL is 0.0020 ug/L. J = Analyte present, reported value may not be accurate or precise; UJ = Not detected, reporting limit may not be accurate or precise; B = Not detected substantially above the level reported in the laboratory or field blanks. Samples identified as BED1 were collected after the first carbon bed. Samples identified as BED2 were collected after the second carbon bed and represent the treated water. All other samples collected were prior to Chemours treatment. Samples identified with -D or -DUP are duplicate samples. Starting with the 3Q20 samples, the samples are analyzed by USEPA Method 537.1. Prior to 3Q20, the samples were analyzed by a modified method 537. QREP = Qualification Re-Evaluation Program. OMM = Operation, Maintenance, and Monitoring. PWS = Public Water Service. NJDEP = New Jersey Department of Environmental Protection.

**Table 2. Residential Granular Activated Carbon (GAC) Treatment System Results –
Chemours Chambers Works, Deepwater, New Jersey**

Field Sample ID	Date	PFOA	PFOS	PFNA	Comments
BED1	11/30/2021	<0.0020	<0.0020	<0.0020	
PT	8/30/2021	0.057	0.011 J	0.029	
BED1	8/30/2021	<0.0020	<0.0020	<0.0020	
BED1	6/10/2021	<0.0020	<0.0020	<0.0020	
BED1	2/16/2021	<0.0020	<0.0020	<0.0020	
BED1	11/30/2020	<0.0020	<0.0020	<0.0020	
PT	8/19/2020	0.039	0.0082	0.022	
BED1	8/19/2020	<0.0020	<0.0020	<0.0020	
BED1	6/12/2020	<0.0020	<0.0020	<0.0020	
BED1	2/7/2020	<0.0020	<0.0020	<0.0020	
BED1	11/1/2019	<0.0020	<0.0020	<0.0020	
PT	8/30/2019	0.055	0.013	0.028	
BED1	8/30/2019	<0.0020	<0.0020	<0.0020	
BED1	5/21/2019	<0.0020	<0.0020	<0.0020	
BED1	2/8/2019	<0.0020	<0.0020	<0.0020	
BED1	11/12/2018	<0.0020	<0.0020	<0.0020	
PT	8/1/2018	0.054	0.0097 B	0.019	
BED1	8/1/2018	<0.0020	<0.0020	<0.0020	

Concentrations are in micrograms per liter (ug/L). Concentrations are rounded by the laboratory and reported to two significant figures. For samples collected prior to 10/1/2013, results for PFOA are reported under the following protocol: ND < LOD < NQ < LOQ where ND = Not Detected, NQ = Not Quantifiable, LOD = Limit of Detection, LOQ = Limit of Quantitation; the LOD/LOQ may have varied by instrument and quarter. For samples collected after 10/1/2013, samples are reported to a reporting limit (RL) of 0.0050 ug/L for PFOA. For samples collected after 6/30/2016, each target compound RL is 0.0020 ug/L. J = Analyte present, reported value may not be accurate or precise; UJ = Not detected, reporting limit may not be accurate or precise; B = Not detected substantially above the level reported in the laboratory or field blanks. Samples identified as BED1 were collected after the first carbon bed. Samples identified as BED2 were collected after the second carbon bed and represent the treated water. All other samples collected were prior to Chemours treatment. Samples identified with -D or -DUP are duplicate samples. Starting with the 3Q20 samples, the samples are analyzed by USEPA Method 537.1. Prior to 3Q20, the samples were analyzed by a modified method 537. QREP = Qualification Re-Evaluation Program. OMM = Operation, Maintenance, and Monitoring. PWS = Public Water Service. NJDEP = New Jersey Department of Environmental Protection.

**Table 2. Residential Granular Activated Carbon (GAC) Treatment System Results –
Chemours Chambers Works, Deepwater, New Jersey**

Field Sample ID	Date	PFOA	PFOS	PFNA	Comments
BED1	5/8/2018	<0.0020	<0.0020	<0.0020	
BED1-DUP	5/8/2018	<0.0020	<0.0020	<0.0020	
BED1	2/23/2018	<0.0020	<0.0020	<0.0020	
BED1	12/12/2017	<0.0020	<0.0020	<0.0020	
BED1-DUP	12/12/2017	<0.0020	<0.0020	<0.0020	
PT	8/18/2017	0.053	0.0092	0.016	
BED1	8/18/2017	<0.0020	<0.0020	<0.0020	
BED1-DUP	8/18/2017	<0.0020	<0.0020	<0.0020	
BED1	6/14/2017	<0.0020 UJ	<0.0020	<0.0020 UJ	
BED1	3/2/2017	0.0035	<0.0020	<0.0020	
BED2	3/2/2017	<0.0020	<0.0020	<0.0020 UJ	
	6/30/2016	0.063	0.012	0.023	GAC installed 10/06/2016.
	4/9/2009	0.13			
Location: 66					
BED1	10/24/2023	<0.0020	<0.0020	<0.0020	
PT	8/7/2023	0.11	0.0021	0.0027	
BED1	8/7/2023	<0.0020	<0.0020	<0.0020	
BED1	5/4/2023	<0.0020	<0.0020	<0.0020	

Concentrations are in micrograms per liter (ug/L). Concentrations are rounded by the laboratory and reported to two significant figures. For samples collected prior to 10/1/2013, results for PFOA are reported under the following protocol: ND < LOD < NQ < LOQ where ND = Not Detected, NQ = Not Quantifiable, LOD = Limit of Detection, LOQ = Limit of Quantitation; the LOD/LOQ may have varied by instrument and quarter. For samples collected after 10/1/2013, samples are reported to a reporting limit (RL) of 0.0050 ug/L for PFOA. For samples collected after 6/30/2016, each target compound RL is 0.0020 ug/L. J = Analyte present, reported value may not be accurate or precise; UJ = Not detected, reporting limit may not be accurate or precise; B = Not detected substantially above the level reported in the laboratory or field blanks. Samples identified as BED1 were collected after the first carbon bed. Samples identified as BED2 were collected after the second carbon bed and represent the treated water. All other samples collected were prior to Chemours treatment. Samples identified with -D or -DUP are duplicate samples. Starting with the 3Q20 samples, the samples are analyzed by USEPA Method 537.1. Prior to 3Q20, the samples were analyzed by a modified method 537. QREP = Qualification Re-Evaluation Program. OMM = Operation, Maintenance, and Monitoring. PWS = Public Water Service. NJDEP = New Jersey Department of Environmental Protection.

**Table 2. Residential Granular Activated Carbon (GAC) Treatment System Results –
Chemours Chambers Works, Deepwater, New Jersey**

Field Sample ID	Date	PFOA	PFOS	PFNA	Comments
BED1	2/2/2023	<0.0020	<0.0020	<0.0020	
BED1	10/20/2022	<0.0020	<0.0020	<0.0020	
PT	8/10/2022	0.13	<0.0020	<0.0020	
BED1	8/10/2022	<0.0020	<0.0020	<0.0020	
BED1	5/3/2022	<0.0020 UJ	<0.0020 UJ	<0.0020 UJ	
BED1	1/31/2022	<0.0020	<0.0020	<0.0020	Carbon Changeout 11/22/2021 - 5yr.
BED1	11/2/2021	<0.0020	<0.0020	<0.0020	
PT	8/23/2021	0.081	0.0024	0.0026	
BED1	8/23/2021	<0.0020	<0.0020	<0.0020	
BED1	6/1/2021	<0.0020	<0.0020	<0.0020	
BED1	2/24/2021	<0.0020	<0.0020	<0.0020	
BED1	11/24/2020	0.0021	<0.0020	<0.0020	
BED1-DUP	11/24/2020	<0.0020	<0.0020	<0.0020	
PT	9/10/2020	0.096	<0.0020	0.0020	
BED1	9/10/2020	<0.0020	<0.0020	<0.0020	
BED1	6/26/2020	<0.0020	<0.0020	<0.0020	
BED1	2/24/2020	<0.0020	<0.0020	<0.0020	
BED1	11/18/2019	<0.0020	<0.0020	<0.0020	

Concentrations are in micrograms per liter (ug/L). Concentrations are rounded by the laboratory and reported to two significant figures. For samples collected prior to 10/1/2013, results for PFOA are reported under the following protocol: ND < LOD < NQ < LOQ where ND = Not Detected, NQ = Not Quantifiable, LOD = Limit of Detection, LOQ = Limit of Quantitation; the LOD/LOQ may have varied by instrument and quarter. For samples collected after 10/1/2013, samples are reported to a reporting limit (RL) of 0.0050 ug/L for PFOA. For samples collected after 6/30/2016, each target compound RL is 0.0020 ug/L. J = Analyte present, reported value may not be accurate or precise; UJ = Not detected, reporting limit may not be accurate or precise; B = Not detected substantially above the level reported in the laboratory or field blanks. Samples identified as BED1 were collected after the first carbon bed. Samples identified as BED2 were collected after the second carbon bed and represent the treated water. All other samples collected were prior to Chemours treatment. Samples identified with -D or -DUP are duplicate samples. Starting with the 3Q20 samples, the samples are analyzed by USEPA Method 537.1. Prior to 3Q20, the samples were analyzed by a modified method 537. QREP = Qualification Re-Evaluation Program. OMM = Operation, Maintenance, and Monitoring. PWS = Public Water Service. NJDEP = New Jersey Department of Environmental Protection.

**Table 2. Residential Granular Activated Carbon (GAC) Treatment System Results –
Chemours Chambers Works, Deepwater, New Jersey**

Field Sample ID	Date	PFOA	PFOS	PFNA	Comments
PT	9/13/2019	0.11	<0.0020	<0.0020	
BED1	9/13/2019	<0.0020	<0.0020	<0.0020	
BED1	4/30/2019	<0.0020	<0.0020	<0.0020	
BED1	2/1/2019	<0.0020	<0.0020	<0.0020	
BED1	11/6/2018	<0.0020	<0.0020	<0.0020	
PT	8/1/2018	0.088	<0.0020	<0.0020	
BED1	8/1/2018	<0.0020	<0.0020	<0.0020	
BED1	4/26/2018	<0.0020	<0.0020	<0.0020	
BED1	2/20/2018	<0.0020	<0.0020	<0.0020	
BED1	12/14/2017	<0.0020	<0.0020	<0.0020	
PT	8/25/2017	0.1	<0.0020	0.0056	
BED1	8/25/2017	<0.0020	<0.0020	<0.0020	
BED1	6/23/2017	<0.0020	<0.0020	<0.0020	
BED1	3/8/2017	0.0027	<0.0020	<0.0020	
BED1-DUP	3/8/2017	<0.0020	<0.0020	<0.0020	
BED2	3/8/2017	0.0024	<0.0020	<0.0020 UJ	
-DUP	7/6/2016	0.1	0.0021	<0.0020	GAC installed 10/11/2016.
	7/6/2016	0.1	0.0021	<0.0020	GAC installed 10/11/2016.

Concentrations are in micrograms per liter (ug/L). Concentrations are rounded by the laboratory and reported to two significant figures. For samples collected prior to 10/1/2013, results for PFOA are reported under the following protocol: ND < LOD < NQ < LOQ where ND = Not Detected, NQ = Not Quantifiable, LOD = Limit of Detection, LOQ = Limit of Quantitation; the LOD/LOQ may have varied by instrument and quarter. For samples collected after 10/1/2013, samples are reported to a reporting limit (RL) of 0.0050 ug/L for PFOA. For samples collected after 6/30/2016, each target compound RL is 0.0020 ug/L. J = Analyte present, reported value may not be accurate or precise; UJ = Not detected, reporting limit may not be accurate or precise; B = Not detected substantially above the level reported in the laboratory or field blanks. Samples identified as BED1 were collected after the first carbon bed. Samples identified as BED2 were collected after the second carbon bed and represent the treated water. All other samples collected were prior to Chemours treatment. Samples identified with -D or -DUP are duplicate samples. Starting with the 3Q20 samples, the samples are analyzed by USEPA Method 537.1. Prior to 3Q20, the samples were analyzed by a modified method 537. QREP = Qualification Re-Evaluation Program. OMM = Operation, Maintenance, and Monitoring. PWS = Public Water Service. NJDEP = New Jersey Department of Environmental Protection.

**Table 2. Residential Granular Activated Carbon (GAC) Treatment System Results –
Chemours Chambers Works, Deepwater, New Jersey**

Field Sample ID	Date	PFOA	PFOS	PFNA	Comments
	4/13/2009	0.025			
Location: 68					
BED1	11/1/2023	<0.0020	<0.0020	<0.0020	
PT	8/14/2023	0.067 J	0.0056 J	0.0087 J	
BED1	8/14/2023	<0.0020	<0.0020	<0.0020	
BED1	5/16/2023	<0.0020	<0.0020	<0.0020	
BED1	2/7/2023	<0.0020	<0.0020	<0.0020	
BED1	11/1/2022	<0.0020	<0.0020	<0.0020	
PT	8/11/2022	0.056	0.0027	0.0057	
BED1	8/11/2022	<0.0020	<0.0020	<0.0020	
BED1	5/3/2022	<0.0020	<0.0020	<0.0020	Carbon Changeout 03/01/2022 - 5yr.
BED1	1/18/2022	<0.0020	<0.0020	<0.0020	
BED1	10/19/2021	<0.0020	<0.0020	<0.0020	
PT	7/22/2021	0.073	0.0050	0.0082	
BED1	7/22/2021	<0.0020	<0.0020	<0.0020	
BED1	4/20/2021	<0.0020	<0.0020	<0.0020	
BED1-DUP	4/20/2021	<0.0020	<0.0020	<0.0020	
BED1	1/22/2021	<0.0020	<0.0020	<0.0020	

Concentrations are in micrograms per liter (ug/L). Concentrations are rounded by the laboratory and reported to two significant figures. For samples collected prior to 10/1/2013, results for PFOA are reported under the following protocol: ND < LOD < NQ < LOQ where ND = Not Detected, NQ = Not Quantifiable, LOD = Limit of Detection, LOQ = Limit of Quantitation; the LOD/LOQ may have varied by instrument and quarter. For samples collected after 10/1/2013, samples are reported to a reporting limit (RL) of 0.0050 ug/L for PFOA. For samples collected after 6/30/2016, each target compound RL is 0.0020 ug/L. J = Analyte present, reported value may not be accurate or precise; UJ = Not detected, reporting limit may not be accurate or precise; B = Not detected substantially above the level reported in the laboratory or field blanks. Samples identified as BED1 were collected after the first carbon bed. Samples identified as BED2 were collected after the second carbon bed and represent the treated water. All other samples collected were prior to Chemours treatment. Samples identified with -D or -DUP are duplicate samples. Starting with the 3Q20 samples, the samples are analyzed by USEPA Method 537.1. Prior to 3Q20, the samples were analyzed by a modified method 537. QREP = Qualification Re-Evaluation Program. OMM = Operation, Maintenance, and Monitoring. PWS = Public Water Service. NJDEP = New Jersey Department of Environmental Protection.

**Table 2. Residential Granular Activated Carbon (GAC) Treatment System Results –
Chemours Chambers Works, Deepwater, New Jersey**

Field Sample ID	Date	PFOA	PFOS	PFNA	Comments
BED1-DUP	1/22/2021	0.0059 J	0.0050 J	<0.0020	
BED2	1/22/2021	<0.0020	<0.0020	<0.0020	
BED1	10/14/2020	<0.0020	<0.0020	<0.0020	
PT	8/6/2020	0.10	0.010	0.011	
PT	8/6/2020	0.090	0.0098	0.010	Split sampling for method comparison.
BED1	8/6/2020	<0.0020	<0.0020	<0.0020	Split sampling for method comparison.
BED1	8/6/2020	<0.0020	<0.0020	<0.0020	
BED1	6/9/2020	<0.0020	<0.0020	<0.0020	
BED1	1/28/2020	<0.0020	<0.0020	<0.0020	
BED1	10/15/2019	<0.0020	<0.0020	<0.0020	
PT	7/23/2019	0.088	0.0069	0.011	
BED1	7/23/2019	<0.0020	<0.0020	<0.0020	
BED1	4/17/2019	<0.0020	<0.0020	<0.0020	
BED1	2/5/2019	<0.0020	<0.0020	<0.0020	
BED1	11/8/2018	<0.0020	<0.0020	<0.0020	
PT	7/25/2018	0.072	0.0052	0.013	
BED1	7/25/2018	<0.0020 UJ	<0.0020 UJ	<0.0020 UJ	
BED1	4/25/2018	<0.0020	<0.0020	<0.0020	

Concentrations are in micrograms per liter (ug/L). Concentrations are rounded by the laboratory and reported to two significant figures. For samples collected prior to 10/1/2013, results for PFOA are reported under the following protocol: ND < LOD < NQ < LOQ where ND = Not Detected, NQ = Not Quantifiable, LOD = Limit of Detection, LOQ = Limit of Quantitation; the LOD/LOQ may have varied by instrument and quarter. For samples collected after 10/1/2013, samples are reported to a reporting limit (RL) of 0.0050 ug/L for PFOA. For samples collected after 6/30/2016, each target compound RL is 0.0020 ug/L. J = Analyte present, reported value may not be accurate or precise; UJ = Not detected, reporting limit may not be accurate or precise; B = Not detected substantially above the level reported in the laboratory or field blanks. Samples identified as BED1 were collected after the first carbon bed. Samples identified as BED2 were collected after the second carbon bed and represent the treated water. All other samples collected were prior to Chemours treatment. Samples identified with -D or -DUP are duplicate samples. Starting with the 3Q20 samples, the samples are analyzed by USEPA Method 537.1. Prior to 3Q20, the samples were analyzed by a modified method 537. QREP = Qualification Re-Evaluation Program. OMM = Operation, Maintenance, and Monitoring. PWS = Public Water Service. NJDEP = New Jersey Department of Environmental Protection.

**Table 2. Residential Granular Activated Carbon (GAC) Treatment System Results –
Chemours Chambers Works, Deepwater, New Jersey**

Field Sample ID	Date	PFOA	PFOS	PFNA	Comments
BED1	2/16/2018	<0.0020	<0.0020	<0.0020	
BED1	11/17/2017	<0.0020	<0.0020	<0.0020	
PT	8/16/2017	0.083	0.0048	0.015	
BED1	8/16/2017	<0.0020	<0.0020	<0.0020	
BED1	6/20/2017	<0.0020	<0.0020	<0.0020	
BED1	3/24/2017	<0.0020	<0.0020	<0.0020	
	7/7/2016	0.093 J	0.0036 J	0.0031 B	GAC installed 10/24/2016.
	4/13/2009	0.061			
Location: 70					
BED1	10/5/2023	<0.0020	<0.0020	<0.0020	
PT	7/7/2023	0.41	0.015	0.029	
BED1	7/7/2023	<0.0020	<0.0020	<0.0020	
BED1	4/6/2023	<0.0020	<0.0020	<0.0020	
BED1	1/19/2023	<0.0020	<0.0020	<0.0020	
BED1	10/17/2022	<0.0020	<0.0020	<0.0020	
PT	8/8/2022	0.38	0.011 J	0.029	
BED1	8/8/2022	<0.0020	<0.0020	<0.0020	
BED1	5/4/2022	<0.0020	<0.0020	<0.0020	

Concentrations are in micrograms per liter (ug/L). Concentrations are rounded by the laboratory and reported to two significant figures. For samples collected prior to 10/1/2013, results for PFOA are reported under the following protocol: ND < LOD < NQ < LOQ where ND = Not Detected, NQ = Not Quantifiable, LOD = Limit of Detection, LOQ = Limit of Quantitation; the LOD/LOQ may have varied by instrument and quarter. For samples collected after 10/1/2013, samples are reported to a reporting limit (RL) of 0.0050 ug/L for PFOA. For samples collected after 6/30/2016, each target compound RL is 0.0020 ug/L. J = Analyte present, reported value may not be accurate or precise; UJ = Not detected, reporting limit may not be accurate or precise; B = Not detected substantially above the level reported in the laboratory or field blanks. Samples identified as BED1 were collected after the first carbon bed. Samples identified as BED2 were collected after the second carbon bed and represent the treated water. All other samples collected were prior to Chemours treatment. Samples identified with -D or -DUP are duplicate samples. Starting with the 3Q20 samples, the samples are analyzed by USEPA Method 537.1. Prior to 3Q20, the samples were analyzed by a modified method 537. QREP = Qualification Re-Evaluation Program. OMM = Operation, Maintenance, and Monitoring. PWS = Public Water Service. NJDEP = New Jersey Department of Environmental Protection.

**Table 2. Residential Granular Activated Carbon (GAC) Treatment System Results –
Chemours Chambers Works, Deepwater, New Jersey**

Field Sample ID	Date	PFOA	PFOS	PFNA	Comments
BED1	2/3/2022	<0.0020	<0.0020	<0.0020	
BED1	11/9/2021	<0.0020	<0.0020	<0.0020	
PT	8/25/2021	0.40	0.012	0.033	
BED1	8/25/2021	<0.0020	<0.0020	<0.0020	
BED1	4/20/2021	<0.0020	<0.0020	<0.0020	
BED1	2/1/2021	<0.0020	<0.0020	<0.0020	
BED1	10/6/2020	<0.0020	<0.0020	<0.0020	
PT	8/3/2020	0.45	0.011	0.027	Carbon Changeout 07/27/2020 - 5yr.
PT	8/3/2020	0.48	0.012 J	0.028	Split sampling for method comparison. Carbon Changeout 07/27/2020 - 5yr.
BED1	8/3/2020	<0.002	<0.002	<0.002	Carbon Changeout 07/27/2020 - 5yr.
BED1	8/3/2020	<0.0020	0.0039	<0.0020	Split sampling for method comparison. Carbon Changeout 07/27/2020 - 5yr.
BED1-DUP	8/3/2020	<0.0020	<0.0020	<0.0020	Split sampling for method comparison. Carbon Changeout 07/27/2020 - 5yr.
BED1	6/9/2020	0.21	<0.0020	0.0044	
BED2	6/9/2020	<0.0020	<0.0020	<0.0020	
BED1	1/28/2020	0.019	<0.0020	<0.0020	
BED2	1/28/2020	<0.0020	<0.0020	<0.0020	
BED1	10/15/2019	0.015	<0.0020	<0.0020	

Concentrations are in micrograms per liter (ug/L). Concentrations are rounded by the laboratory and reported to two significant figures. For samples collected prior to 10/1/2013, results for PFOA are reported under the following protocol: ND < LOD < NQ < LOQ where ND = Not Detected, NQ = Not Quantifiable, LOD = Limit of Detection, LOQ = Limit of Quantitation; the LOD/LOQ may have varied by instrument and quarter. For samples collected after 10/1/2013, samples are reported to a reporting limit (RL) of 0.0050 ug/L for PFOA. For samples collected after 6/30/2016, each target compound RL is 0.0020 ug/L. J = Analyte present, reported value may not be accurate or precise; UJ = Not detected, reporting limit may not be accurate or precise; B = Not detected substantially above the level reported in the laboratory or field blanks. Samples identified as BED1 were collected after the first carbon bed. Samples identified as BED2 were collected after the second carbon bed and represent the treated water. All other samples collected were prior to Chemours treatment. Samples identified with -D or -DUP are duplicate samples. Starting with the 3Q20 samples, the samples are analyzed by USEPA Method 537.1. Prior to 3Q20, the samples were analyzed by a modified method 537. QREP = Qualification Re-Evaluation Program. OMM = Operation, Maintenance, and Monitoring. PWS = Public Water Service. NJDEP = New Jersey Department of Environmental Protection.

**Table 2. Residential Granular Activated Carbon (GAC) Treatment System Results –
Chemours Chambers Works, Deepwater, New Jersey**

Field Sample ID	Date	PFOA	PFOS	PFNA	Comments
BED2	10/15/2019	<0.0020	<0.0020	<0.0020	
PT	7/24/2019	0.47	0.0097	0.022	
BED1	7/24/2019	0.051	<0.0020	<0.0020	
BED2	7/24/2019	<0.0020	<0.0020	<0.0020	
BED1	4/16/2019	0.013	<0.0020	<0.0020	
BED1	1/29/2019	0.0049	0.0042	<0.0020	
BED1	11/6/2018	0.0034	<0.0020	<0.0020	
PT	7/26/2018	0.54	0.0089	0.021	
BED1	7/26/2018	0.0032	<0.0020	<0.0020	
BED2	7/26/2018	<0.0020 UJ	<0.0020 UJ	<0.0020 UJ	
BED1	4/26/2018	0.0037	<0.0020	<0.0020	
BED1	2/20/2018	<0.0020	<0.0020	<0.0020	
BED1	12/5/2017	<0.0020	<0.0020	<0.0020	
PT	8/18/2017	0.52	0.0091	0.019	
BED1	8/18/2017	<0.0020	<0.0020	<0.0020	
BED1	6/14/2017	0.002 J	<0.0020	<0.0020 UJ	
BED2	6/14/2017	<0.0020	<0.0020	<0.0020	
BED1	3/27/2017	0.0025	<0.0020	<0.0020	

Concentrations are in micrograms per liter (ug/L). Concentrations are rounded by the laboratory and reported to two significant figures. For samples collected prior to 10/1/2013, results for PFOA are reported under the following protocol: ND < LOD < NQ < LOQ where ND = Not Detected, NQ = Not Quantifiable, LOD = Limit of Detection, LOQ = Limit of Quantitation; the LOD/LOQ may have varied by instrument and quarter. For samples collected after 10/1/2013, samples are reported to a reporting limit (RL) of 0.0050 ug/L for PFOA. For samples collected after 6/30/2016, each target compound RL is 0.0020 ug/L. J = Analyte present, reported value may not be accurate or precise; UJ = Not detected, reporting limit may not be accurate or precise; B = Not detected substantially above the level reported in the laboratory or field blanks. Samples identified as BED1 were collected after the first carbon bed. Samples identified as BED2 were collected after the second carbon bed and represent the treated water. All other samples collected were prior to Chemours treatment. Samples identified with -D or -DUP are duplicate samples. Starting with the 3Q20 samples, the samples are analyzed by USEPA Method 537.1. Prior to 3Q20, the samples were analyzed by a modified method 537. QREP = Qualification Re-Evaluation Program. OMM = Operation, Maintenance, and Monitoring. PWS = Public Water Service. NJDEP = New Jersey Department of Environmental Protection.

**Table 2. Residential Granular Activated Carbon (GAC) Treatment System Results –
Chemours Chambers Works, Deepwater, New Jersey**

Field Sample ID	Date	PFOA	PFOS	PFNA	Comments
BED2	3/27/2017	<0.0020	<0.0020	<0.0020 UJ	
BED1	11/29/2016	<0.0020	<0.0020	<0.0020	
BED1-DUP	11/29/2016	<0.0020	<0.0020	<0.0020	
	8/9/2016	0.5	0.0088	0.018	
	8/9/2016	0.48			Split sampling for method comparison.
BED1	8/9/2016	<0.0050			Split sampling for method comparison.
BED1	8/9/2016	<0.0020	<0.0020	<0.0020	
BED1-DUP	8/9/2016	<0.0050			Split sampling for method comparison.
BED2	8/9/2016	<0.0020 UJ	<0.0020 UJ	<0.0020 UJ	
BED1	5/18/2016	<0.0050			
BED1-DUP	5/18/2016	<0.0050			
BED1	2/26/2016	<0.0050			
BED1-DUP	2/26/2016	<0.0050			
BED2	2/26/2016	<0.0050			
	11/6/2015	0.49			
BED1	11/6/2015	<0.0050			
BED1-DUP	11/6/2015	<0.0050			
BED1	8/18/2015	<0.0050			Carbon Changeout 07/22/2015 - 5yr.

Concentrations are in micrograms per liter (ug/L). Concentrations are rounded by the laboratory and reported to two significant figures. For samples collected prior to 10/1/2013, results for PFOA are reported under the following protocol: ND < LOD < NQ < LOQ where ND = Not Detected, NQ = Not Quantifiable, LOD = Limit of Detection, LOQ = Limit of Quantitation; the LOD/LOQ may have varied by instrument and quarter. For samples collected after 10/1/2013, samples are reported to a reporting limit (RL) of 0.0050 ug/L for PFOA. For samples collected after 6/30/2016, each target compound RL is 0.0020 ug/L. J = Analyte present, reported value may not be accurate or precise; UJ = Not detected, reporting limit may not be accurate or precise; B = Not detected substantially above the level reported in the laboratory or field blanks. Samples identified as BED1 were collected after the first carbon bed. Samples identified as BED2 were collected after the second carbon bed and represent the treated water. All other samples collected were prior to Chemours treatment. Samples identified with -D or -DUP are duplicate samples. Starting with the 3Q20 samples, the samples are analyzed by USEPA Method 537.1. Prior to 3Q20, the samples were analyzed by a modified method 537. QREP = Qualification Re-Evaluation Program. OMM = Operation, Maintenance, and Monitoring. PWS = Public Water Service. NJDEP = New Jersey Department of Environmental Protection.

**Table 2. Residential Granular Activated Carbon (GAC) Treatment System Results –
Chemours Chambers Works, Deepwater, New Jersey**

Field Sample ID	Date	PFOA	PFOS	PFNA	Comments
BED1-DUP	8/18/2015	<0.0050			Carbon Changeout 07/22/2015 - 5yr.
BED1	5/18/2015	<0.0050			
BED1-DUP	5/18/2015	<0.0050			
BED1	2/20/2015	<0.0050			
BED1-DUP	2/20/2015	<0.0050			
BED2	2/20/2015	<0.0050			
	11/26/2014	0.43			
BED1	11/26/2014	<0.0050			
BED1-DUP	11/26/2014	<0.0050			
BED2	11/26/2014	<0.0050			
BED2	8/29/2014	<0.0050			
BED2-DUP	8/29/2014	<0.0050			
BED2	5/19/2014	<0.0050			
BED2-DUP	5/19/2014	<0.0050			
BED2	2/21/2014	<0.0050			
BED2-DUP	2/21/2014	<0.0050			
	10/25/2013	0.43			
BED2	10/25/2013	<0.0050			

Concentrations are in micrograms per liter (ug/L). Concentrations are rounded by the laboratory and reported to two significant figures. For samples collected prior to 10/1/2013, results for PFOA are reported under the following protocol: ND < LOD < NQ < LOQ where ND = Not Detected, NQ = Not Quantifiable, LOD = Limit of Detection, LOQ = Limit of Quantitation; the LOD/LOQ may have varied by instrument and quarter. For samples collected after 10/1/2013, samples are reported to a reporting limit (RL) of 0.0050 ug/L for PFOA. For samples collected after 6/30/2016, each target compound RL is 0.0020 ug/L. J = Analyte present, reported value may not be accurate or precise; UJ = Not detected, reporting limit may not be accurate or precise; B = Not detected substantially above the level reported in the laboratory or field blanks. Samples identified as BED1 were collected after the first carbon bed. Samples identified as BED2 were collected after the second carbon bed and represent the treated water. All other samples collected were prior to Chemours treatment. Samples identified with -D or -DUP are duplicate samples. Starting with the 3Q20 samples, the samples are analyzed by USEPA Method 537.1. Prior to 3Q20, the samples were analyzed by a modified method 537. QREP = Qualification Re-Evaluation Program. OMM = Operation, Maintenance, and Monitoring. PWS = Public Water Service. NJDEP = New Jersey Department of Environmental Protection.

**Table 2. Residential Granular Activated Carbon (GAC) Treatment System Results –
Chemours Chambers Works, Deepwater, New Jersey**

Field Sample ID	Date	PFOA	PFOS	PFNA	Comments
BED1	8/28/2013	NQ			
BED1-DUP	8/28/2013	ND			
BED2	8/28/2013	ND			
BED1	5/21/2013	ND			
BED1-DUP	5/21/2013	ND			
BED1	3/6/2013	ND			
BED1-DUP	3/6/2013	ND			
BED2	3/6/2013	ND			
	11/16/2012	0.61			
BED1	11/16/2012	ND			
BED1-DUP	11/16/2012	ND			
BED1	8/29/2012	ND			
BED1-DUP	8/29/2012	ND			
BED1	5/16/2012	ND			
BED1-DUP	5/16/2012	ND			
BED2	5/16/2012	ND			
BED1	3/1/2012	ND			
BED1-DUP	3/1/2012	ND			

Concentrations are in micrograms per liter (ug/L). Concentrations are rounded by the laboratory and reported to two significant figures. For samples collected prior to 10/1/2013, results for PFOA are reported under the following protocol: ND < LOD < NQ < LOQ where ND = Not Detected, NQ = Not Quantifiable, LOD = Limit of Detection, LOQ = Limit of Quantitation; the LOD/LOQ may have varied by instrument and quarter. For samples collected after 10/1/2013, samples are reported to a reporting limit (RL) of 0.0050 ug/L for PFOA. For samples collected after 6/30/2016, each target compound RL is 0.0020 ug/L. J = Analyte present, reported value may not be accurate or precise; UJ = Not detected, reporting limit may not be accurate or precise; B = Not detected substantially above the level reported in the laboratory or field blanks. Samples identified as BED1 were collected after the first carbon bed. Samples identified as BED2 were collected after the second carbon bed and represent the treated water. All other samples collected were prior to Chemours treatment. Samples identified with -D or -DUP are duplicate samples. Starting with the 3Q20 samples, the samples are analyzed by USEPA Method 537.1. Prior to 3Q20, the samples were analyzed by a modified method 537. QREP = Qualification Re-Evaluation Program. OMM = Operation, Maintenance, and Monitoring. PWS = Public Water Service. NJDEP = New Jersey Department of Environmental Protection.

**Table 2. Residential Granular Activated Carbon (GAC) Treatment System Results –
Chemours Chambers Works, Deepwater, New Jersey**

Field Sample ID	Date	PFOA	PFOS	PFNA	Comments
	11/21/2011	0.43			
BED1	11/21/2011	ND			
BED1-DUP	11/21/2011	ND			
BED2	11/21/2011	ND			
BED1	8/23/2011	ND			
BED1-DUP	8/23/2011	ND			
	5/18/2011	0.44			
BED1	5/18/2011	ND			
BED1-DUP	5/18/2011	ND			
BED1	3/10/2011	ND			
BED1-DUP	3/10/2011	ND			
BED1	11/11/2010	ND			
BED1-DUP	11/11/2010	ND			
	9/8/2010	0.53			
BED1	9/8/2010	ND			
BED1-DUP	9/8/2010	ND			
BED1	6/11/2010	ND			
BED1-DUP	6/11/2010	ND			

Concentrations are in micrograms per liter (ug/L). Concentrations are rounded by the laboratory and reported to two significant figures. For samples collected prior to 10/1/2013, results for PFOA are reported under the following protocol: ND < LOD < NQ < LOQ where ND = Not Detected, NQ = Not Quantifiable, LOD = Limit of Detection, LOQ = Limit of Quantitation; the LOD/LOQ may have varied by instrument and quarter. For samples collected after 10/1/2013, samples are reported to a reporting limit (RL) of 0.0050 ug/L for PFOA. For samples collected after 6/30/2016, each target compound RL is 0.0020 ug/L. J = Analyte present, reported value may not be accurate or precise; UJ = Not detected, reporting limit may not be accurate or precise; B = Not detected substantially above the level reported in the laboratory or field blanks. Samples identified as BED1 were collected after the first carbon bed. Samples identified as BED2 were collected after the second carbon bed and represent the treated water. All other samples collected were prior to Chemours treatment. Samples identified with -D or -DUP are duplicate samples. Starting with the 3Q20 samples, the samples are analyzed by USEPA Method 537.1. Prior to 3Q20, the samples were analyzed by a modified method 537. QREP = Qualification Re-Evaluation Program. OMM = Operation, Maintenance, and Monitoring. PWS = Public Water Service. NJDEP = New Jersey Department of Environmental Protection.

**Table 2. Residential Granular Activated Carbon (GAC) Treatment System Results –
Chemours Chambers Works, Deepwater, New Jersey**

Field Sample ID	Date	PFOA	PFOS	PFNA	Comments
BED1	3/4/2010	ND			
BED1-DUP	3/4/2010	ND			
BED1	11/12/2009	ND			
BED1-DUP	11/12/2009	ND			
BED1	9/2/2009	ND			
BED1-DUP	9/2/2009	ND			
BED1	6/17/2009	ND			
BED2	6/17/2009	ND			
	6/5/2009	0.42			GAC installed 06/15/2009.
	4/13/2009	0.45			
Location: 74					
BED1	11/13/2023	<0.0020	<0.0020	<0.0020	
PT	9/11/2023	0.11	0.0054	0.0025	Carbon Changeout 09/11/2023 - 5yr.
BED1	9/11/2023	<0.0020	<0.0020	<0.0020	Carbon Changeout 09/11/2023 - 5yr.
BED1	5/8/2023	<0.0020	<0.0020	<0.0020	
BED1	1/23/2023	<0.0020	<0.0020	<0.0020	
BED1	10/31/2022	<0.0020	<0.0020	<0.0020	
PT	8/15/2022	0.11	0.0080	0.0034	

Concentrations are in micrograms per liter (ug/L). Concentrations are rounded by the laboratory and reported to two significant figures. For samples collected prior to 10/1/2013, results for PFOA are reported under the following protocol: ND < LOD < NQ < LOQ where ND = Not Detected, NQ = Not Quantifiable, LOD = Limit of Detection, LOQ = Limit of Quantitation; the LOD/LOQ may have varied by instrument and quarter. For samples collected after 10/1/2013, samples are reported to a reporting limit (RL) of 0.0050 ug/L for PFOA. For samples collected after 6/30/2016, each target compound RL is 0.0020 ug/L. J = Analyte present, reported value may not be accurate or precise; UJ = Not detected, reporting limit may not be accurate or precise; B = Not detected substantially above the level reported in the laboratory or field blanks. Samples identified as BED1 were collected after the first carbon bed. Samples identified as BED2 were collected after the second carbon bed and represent the treated water. All other samples collected were prior to Chemours treatment. Samples identified with -D or -DUP are duplicate samples. Starting with the 3Q20 samples, the samples are analyzed by USEPA Method 537.1. Prior to 3Q20, the samples were analyzed by a modified method 537. QREP = Qualification Re-Evaluation Program. OMM = Operation, Maintenance, and Monitoring. PWS = Public Water Service. NJDEP = New Jersey Department of Environmental Protection.

**Table 2. Residential Granular Activated Carbon (GAC) Treatment System Results –
Chemours Chambers Works, Deepwater, New Jersey**

Field Sample ID	Date	PFOA	PFOS	PFNA	Comments
BED1	8/15/2022	<0.0020	<0.0020	<0.0020	
BED1	5/16/2022	<0.0020	<0.0020	<0.0020	
BED1	2/21/2022	<0.0020	<0.0020	<0.0020	
BED1	11/29/2021	<0.0020	<0.0020	<0.0020	
PT	9/13/2021	0.082	0.0066	0.0024	
BED1	9/13/2021	<0.0020	<0.0020	<0.0020	
BED1	6/7/2021	<0.0020	<0.0020	<0.0020	
BED1	3/8/2021	<0.0020	<0.0020	<0.0020	
BED1-DUP	3/8/2021	<0.0020	<0.0020	<0.0020	
BED1	11/16/2020	<0.0020	<0.0020	<0.0020	
PT	9/3/2020	0.091	0.0070	0.0032	
BED1	9/3/2020	<0.0020	<0.0020	<0.0020	
BED1	6/23/2020	<0.0020	<0.0020	<0.0020	
BED1	3/3/2020	<0.0020	<0.0020	<0.0020	
BED1	11/26/2019	<0.0020	<0.0020	<0.0020	
BED1-DUP	11/26/2019	<0.0020	<0.0020	<0.0020	
PT	9/4/2019	0.095	0.0073	0.0059	
BED1	9/4/2019	<0.0020	<0.0020	<0.0020	

Concentrations are in micrograms per liter (ug/L). Concentrations are rounded by the laboratory and reported to two significant figures. For samples collected prior to 10/1/2013, results for PFOA are reported under the following protocol: ND < LOD < NQ < LOQ where ND = Not Detected, NQ = Not Quantifiable, LOD = Limit of Detection, LOQ = Limit of Quantitation; the LOD/LOQ may have varied by instrument and quarter. For samples collected after 10/1/2013, samples are reported to a reporting limit (RL) of 0.0050 ug/L for PFOA. For samples collected after 6/30/2016, each target compound RL is 0.0020 ug/L. J = Analyte present, reported value may not be accurate or precise; UJ = Not detected, reporting limit may not be accurate or precise; B = Not detected substantially above the level reported in the laboratory or field blanks. Samples identified as BED1 were collected after the first carbon bed. Samples identified as BED2 were collected after the second carbon bed and represent the treated water. All other samples collected were prior to Chemours treatment. Samples identified with -D or -DUP are duplicate samples. Starting with the 3Q20 samples, the samples are analyzed by USEPA Method 537.1. Prior to 3Q20, the samples were analyzed by a modified method 537. QREP = Qualification Re-Evaluation Program. OMM = Operation, Maintenance, and Monitoring. PWS = Public Water Service. NJDEP = New Jersey Department of Environmental Protection.

**Table 2. Residential Granular Activated Carbon (GAC) Treatment System Results –
Chemours Chambers Works, Deepwater, New Jersey**

Field Sample ID	Date	PFOA	PFOS	PFNA	Comments
BED1	5/29/2019	<0.0020	<0.0020	<0.0020	
BED1	1/30/2019	<0.0020	<0.0020	<0.0020	
BED1	11/7/2018	<0.0020	<0.0020	<0.0020	
PT	8/6/2018	0.097	0.0063	0.0045	
BED1	8/6/2018	<0.0020	<0.0020	<0.0020	
	3/9/2018	0.092	0.0059	0.0043	GAC installed 05/02/2018.
	4/15/2009	0.054			
Location: 77					
PT	8/31/2023	0.15	0.060	0.095	
BED1	8/31/2023	<0.0020	<0.0020	<0.0020	
BED1	5/25/2023	<0.0020	<0.0020	<0.0020	
BED1	2/16/2023	<0.0020	<0.0020	<0.0020	
PT	11/10/2022	0.14	0.012	0.029	
BED1	11/9/2022	<0.0020	<0.0020	<0.0020	
BED1	2/21/2022	<0.0020	<0.0020	<0.0020	
BED1	6/29/2020	<0.0020	<0.0020	<0.0020	
	12/20/2019	0.16	0.0097	0.033	GAC installed 03/04/2020.
	4/17/2009	0.24			

Concentrations are in micrograms per liter (ug/L). Concentrations are rounded by the laboratory and reported to two significant figures. For samples collected prior to 10/1/2013, results for PFOA are reported under the following protocol: ND < LOD < NQ < LOQ where ND = Not Detected, NQ = Not Quantifiable, LOD = Limit of Detection, LOQ = Limit of Quantitation; the LOD/LOQ may have varied by instrument and quarter. For samples collected after 10/1/2013, samples are reported to a reporting limit (RL) of 0.0050 ug/L for PFOA. For samples collected after 6/30/2016, each target compound RL is 0.0020 ug/L. J = Analyte present, reported value may not be accurate or precise; UJ = Not detected, reporting limit may not be accurate or precise; B = Not detected substantially above the level reported in the laboratory or field blanks. Samples identified as BED1 were collected after the first carbon bed. Samples identified as BED2 were collected after the second carbon bed and represent the treated water. All other samples collected were prior to Chemours treatment. Samples identified with -D or -DUP are duplicate samples. Starting with the 3Q20 samples, the samples are analyzed by USEPA Method 537.1. Prior to 3Q20, the samples were analyzed by a modified method 537. QREP = Qualification Re-Evaluation Program. OMM = Operation, Maintenance, and Monitoring. PWS = Public Water Service. NJDEP = New Jersey Department of Environmental Protection.

**Table 2. Residential Granular Activated Carbon (GAC) Treatment System Results –
Chemours Chambers Works, Deepwater, New Jersey**

Field Sample ID	Date	PFOA	PFOS	PFNA	Comments
Location: 80					
BED1	10/16/2023	<0.0020	<0.0020	<0.0020	
PT	8/21/2023	0.26	0.021	0.030	
BED1	8/21/2023	<0.0020	<0.0020	<0.0020	
BED1	4/24/2023	<0.0020	<0.0020	<0.0020	
BED1	1/30/2023	<0.0020	<0.0020	<0.0020	
BED1	10/24/2022	<0.0020	<0.0020	<0.0020	
PT	8/15/2022	0.18	0.018	0.023	
BED1	8/15/2022	<0.0020	<0.0020	<0.0020	
BED1	5/11/2022	<0.0020	<0.0020	<0.0020	
BED1	2/8/2022	<0.0020 UJ	<0.0020 UJ	<0.0020 UJ	Carbon Changeout 02/08/2022 - 5yr.
BED1	10/19/2021	<0.0020	<0.0020	<0.0020	
PT	7/21/2021	0.24	0.017	0.024	
BED1	7/21/2021	<0.0020	<0.0020	<0.0020	
BED1	4/13/2021	<0.0020	<0.0020	<0.0020	
BED1	11/11/2020	<0.0020	<0.0020	<0.0020	
BED1	6/22/2020	<0.0020	<0.0020	<0.0020	
BED1	3/17/2020	<0.0020	<0.0020	<0.0020	

Concentrations are in micrograms per liter (ug/L). Concentrations are rounded by the laboratory and reported to two significant figures. For samples collected prior to 10/1/2013, results for PFOA are reported under the following protocol: ND < LOD < NQ < LOQ where ND = Not Detected, NQ = Not Quantifiable, LOD = Limit of Detection, LOQ = Limit of Quantitation; the LOD/LOQ may have varied by instrument and quarter. For samples collected after 10/1/2013, samples are reported to a reporting limit (RL) of 0.0050 ug/L for PFOA. For samples collected after 6/30/2016, each target compound RL is 0.0020 ug/L. J = Analyte present, reported value may not be accurate or precise; UJ = Not detected, reporting limit may not be accurate or precise; B = Not detected substantially above the level reported in the laboratory or field blanks. Samples identified as BED1 were collected after the first carbon bed. Samples identified as BED2 were collected after the second carbon bed and represent the treated water. All other samples collected were prior to Chemours treatment. Samples identified with -D or -DUP are duplicate samples. Starting with the 3Q20 samples, the samples are analyzed by USEPA Method 537.1. Prior to 3Q20, the samples were analyzed by a modified method 537. QREP = Qualification Re-Evaluation Program. OMM = Operation, Maintenance, and Monitoring. PWS = Public Water Service. NJDEP = New Jersey Department of Environmental Protection.

**Table 2. Residential Granular Activated Carbon (GAC) Treatment System Results –
Chemours Chambers Works, Deepwater, New Jersey**

Field Sample ID	Date	PFOA	PFOS	PFNA	Comments
BED1	12/4/2019	<0.0020	<0.0020	<0.0020	
PT	9/18/2019	0.19	0.021	0.028	
BED1	9/18/2019	<0.0020	<0.0020	<0.0020	
BED1-DUP	9/18/2019	<0.0020	<0.0020	<0.0020	
BED1	6/3/2019	<0.0020	<0.0020	<0.0020	
BED1	3/19/2019	<0.0020	<0.0020	<0.0020	
BED1	12/12/2018	<0.0020	<0.0020	<0.0020	
PT	8/28/2018	0.23	0.012	0.026	
BED1	8/28/2018	<0.0020	<0.0020	<0.0020	
BED1	5/10/2018	<0.0020	<0.0020	<0.0020	
BED1	3/13/2018	<0.0020	<0.0020	<0.0020	
BED1	12/5/2017	<0.0020	<0.0020	<0.0020	
PT	9/20/2017	0.21	0.023	0.031	
BED1	9/20/2017	<0.0020	<0.0020	<0.0020	
BED1	6/20/2017	<0.0020	<0.0020	<0.0020	
BED1	3/3/2017	<0.0020	<0.0020	<0.0020	
	8/31/2016	0.25	0.019	0.025	GAC installed 10/21/2016.
	4/20/2009	0.24			

Concentrations are in micrograms per liter (ug/L). Concentrations are rounded by the laboratory and reported to two significant figures. For samples collected prior to 10/1/2013, results for PFOA are reported under the following protocol: ND < LOD < NQ < LOQ where ND = Not Detected, NQ = Not Quantifiable, LOD = Limit of Detection, LOQ = Limit of Quantitation; the LOD/LOQ may have varied by instrument and quarter. For samples collected after 10/1/2013, samples are reported to a reporting limit (RL) of 0.0050 ug/L for PFOA. For samples collected after 6/30/2016, each target compound RL is 0.0020 ug/L. J = Analyte present, reported value may not be accurate or precise; UJ = Not detected, reporting limit may not be accurate or precise; B = Not detected substantially above the level reported in the laboratory or field blanks. Samples identified as BED1 were collected after the first carbon bed. Samples identified as BED2 were collected after the second carbon bed and represent the treated water. All other samples collected were prior to Chemours treatment. Samples identified with -D or -DUP are duplicate samples. Starting with the 3Q20 samples, the samples are analyzed by USEPA Method 537.1. Prior to 3Q20, the samples were analyzed by a modified method 537. QREP = Qualification Re-Evaluation Program. OMM = Operation, Maintenance, and Monitoring. PWS = Public Water Service. NJDEP = New Jersey Department of Environmental Protection.

**Table 2. Residential Granular Activated Carbon (GAC) Treatment System Results –
Chemours Chambers Works, Deepwater, New Jersey**

Field Sample ID	Date	PFOA	PFOS	PFNA	Comments
Location: 81					
BED1	10/3/2023	<0.0020	<0.0020	<0.0020	
PT	7/7/2023	0.032	0.0022	0.0069	
BED1	7/7/2023	<0.0020	<0.0020	<0.0020	
BED1	4/10/2023	<0.0020	<0.0020	<0.0020	
BED1	1/17/2023	<0.0020	<0.0020	<0.0020	
BED1	10/12/2022	<0.0020	<0.0020	<0.0020	
PT	7/20/2022	0.046	0.0023	0.011 J	
BED1	7/20/2022	<0.0020	<0.0020	<0.0020	
BED1	4/14/2022	<0.0020	<0.0020	<0.0020	
BED1	1/18/2022	<0.0020	<0.0020	<0.0020	
BED1	10/1/2021	<0.0020	<0.0020	<0.0020	
PT	7/8/2021	0.050	0.0030	0.0098	
BED1	7/8/2021	<0.0020	<0.0020	<0.0020	
BED1	4/7/2021	<0.0020	<0.0020	<0.0020	
BED1	1/20/2021	<0.0020	<0.0020	<0.0020	
BED1	10/13/2020	<0.0020	<0.0020	<0.0020	
BED1-DUP	10/13/2020	<0.0020	<0.0020	<0.0020	

Concentrations are in micrograms per liter (ug/L). Concentrations are rounded by the laboratory and reported to two significant figures. For samples collected prior to 10/1/2013, results for PFOA are reported under the following protocol: ND < LOD < NQ < LOQ where ND = Not Detected, NQ = Not Quantifiable, LOD = Limit of Detection, LOQ = Limit of Quantitation; the LOD/LOQ may have varied by instrument and quarter. For samples collected after 10/1/2013, samples are reported to a reporting limit (RL) of 0.0050 ug/L for PFOA. For samples collected after 6/30/2016, each target compound RL is 0.0020 ug/L. J = Analyte present, reported value may not be accurate or precise; UJ = Not detected, reporting limit may not be accurate or precise; B = Not detected substantially above the level reported in the laboratory or field blanks. Samples identified as BED1 were collected after the first carbon bed. Samples identified as BED2 were collected after the second carbon bed and represent the treated water. All other samples collected were prior to Chemours treatment. Samples identified with -D or -DUP are duplicate samples. Starting with the 3Q20 samples, the samples are analyzed by USEPA Method 537.1. Prior to 3Q20, the samples were analyzed by a modified method 537. QREP = Qualification Re-Evaluation Program. OMM = Operation, Maintenance, and Monitoring. PWS = Public Water Service. NJDEP = New Jersey Department of Environmental Protection.

**Table 2. Residential Granular Activated Carbon (GAC) Treatment System Results –
Chemours Chambers Works, Deepwater, New Jersey**

Field Sample ID	Date	PFOA	PFOS	PFNA	Comments
PT	8/10/2020	0.063	0.0037	0.011	
PT	8/10/2020	0.054	0.0031	0.012	Split sampling for method comparison.
BED1	8/10/2020	<0.0020	<0.0020	<0.0020	
BED1	8/10/2020	<0.0020	<0.0020	<0.0020	Split sampling for method comparison.
BED1	6/23/2020	<0.0020	<0.0020	<0.0020	
BED1	2/5/2020	<0.0020	<0.0020	<0.0020	
BED1	10/24/2019	<0.0020	<0.0020	<0.0020	
PT	7/31/2019	0.083	0.0032	0.011	Carbon Changeout 05/22/2019 - Fe.
BED1	7/31/2019	<0.0020	<0.0020	<0.0020	Carbon Changeout 05/22/2019 - Fe.
BED1	4/24/2019	0.041	<0.0020	0.0064	
BED2	4/24/2019	<0.0020	<0.0020	<0.0020	
BED1	2/14/2019	0.033	0.0022	0.0064	
BED2	2/14/2019	<0.0020	<0.0020	<0.0020	
BED1	11/14/2018	0.050	0.0022	0.0081	
BED2	11/14/2018	<0.0020	<0.0020	<0.0020	
PT	8/21/2018	0.048	0.0027	0.0086	
BED1	8/21/2018	0.026	<0.0020	0.0047	
BED2	8/21/2018	<0.0020 UJ	<0.0020 UJ	<0.0020 UJ	

Concentrations are in micrograms per liter (ug/L). Concentrations are rounded by the laboratory and reported to two significant figures. For samples collected prior to 10/1/2013, results for PFOA are reported under the following protocol: ND < LOD < NQ < LOQ where ND = Not Detected, NQ = Not Quantifiable, LOD = Limit of Detection, LOQ = Limit of Quantitation; the LOD/LOQ may have varied by instrument and quarter. For samples collected after 10/1/2013, samples are reported to a reporting limit (RL) of 0.0050 ug/L for PFOA. For samples collected after 6/30/2016, each target compound RL is 0.0020 ug/L. J = Analyte present, reported value may not be accurate or precise; UJ = Not detected, reporting limit may not be accurate or precise; B = Not detected substantially above the level reported in the laboratory or field blanks. Samples identified as BED1 were collected after the first carbon bed. Samples identified as BED2 were collected after the second carbon bed and represent the treated water. All other samples collected were prior to Chemours treatment. Samples identified with -D or -DUP are duplicate samples. Starting with the 3Q20 samples, the samples are analyzed by USEPA Method 537.1. Prior to 3Q20, the samples were analyzed by a modified method 537. QREP = Qualification Re-Evaluation Program. OMM = Operation, Maintenance, and Monitoring. PWS = Public Water Service. NJDEP = New Jersey Department of Environmental Protection.

**Table 2. Residential Granular Activated Carbon (GAC) Treatment System Results –
Chemours Chambers Works, Deepwater, New Jersey**

Field Sample ID	Date	PFOA	PFOS	PFNA	Comments
BED1	5/17/2018	0.024	<0.0020	0.0051	
BED2	5/17/2018	<0.0020	<0.0020	<0.0020	
BED1	3/19/2018	0.044	0.0025	0.0094	
BED2	3/19/2018	<0.0020	<0.0020	<0.0020	
BED1	12/14/2017	0.044	<0.0020	0.0097	
BED2	12/14/2017	<0.0020	<0.0020	<0.0020	
PT	8/14/2017	0.04	0.0023	0.0094	
BED1	8/14/2017	0.034	<0.0020	0.0096	
BED2	8/14/2017	<0.0020	<0.0020	<0.0020	
-DUP	1/11/2017	0.055	0.0024 B	0.013	GAC installed 04/10/2017.
	1/11/2017	0.057 J	0.0031 B	0.013 J	GAC installed 04/10/2017.
	4/20/2009	0.074			
Location: 91					
BED1	10/17/2023	<0.0020	<0.0020	<0.0020	
PT	7/27/2023	0.083	0.0059	0.0066	
BED1	7/27/2023	<0.0020	<0.0020	<0.0020	
BED1	5/2/2023	<0.0020	<0.0020	<0.0020	
BED1	1/17/2023	<0.0020	<0.0020	<0.0020	

Concentrations are in micrograms per liter (ug/L). Concentrations are rounded by the laboratory and reported to two significant figures. For samples collected prior to 10/1/2013, results for PFOA are reported under the following protocol: ND < LOD < NQ < LOQ where ND = Not Detected, NQ = Not Quantifiable, LOD = Limit of Detection, LOQ = Limit of Quantitation; the LOD/LOQ may have varied by instrument and quarter. For samples collected after 10/1/2013, samples are reported to a reporting limit (RL) of 0.0050 ug/L for PFOA. For samples collected after 6/30/2016, each target compound RL is 0.0020 ug/L. J = Analyte present, reported value may not be accurate or precise; UJ = Not detected, reporting limit may not be accurate or precise; B = Not detected substantially above the level reported in the laboratory or field blanks. Samples identified as BED1 were collected after the first carbon bed. Samples identified as BED2 were collected after the second carbon bed and represent the treated water. All other samples collected were prior to Chemours treatment. Samples identified with -D or -DUP are duplicate samples. Starting with the 3Q20 samples, the samples are analyzed by USEPA Method 537.1. Prior to 3Q20, the samples were analyzed by a modified method 537. QREP = Qualification Re-Evaluation Program. OMM = Operation, Maintenance, and Monitoring. PWS = Public Water Service. NJDEP = New Jersey Department of Environmental Protection.

**Table 2. Residential Granular Activated Carbon (GAC) Treatment System Results –
Chemours Chambers Works, Deepwater, New Jersey**

Field Sample ID	Date	PFOA	PFOS	PFNA	Comments
BED1	10/17/2022	<0.0020	<0.0020	<0.0020	
PT	8/8/2022	0.090	0.0048 J	0.0089	
BED1	8/8/2022	<0.0020	<0.0020	<0.0020	
BED1	4/28/2022	<0.0020	<0.0020	<0.0020	
BED1	2/1/2022	<0.0020	<0.0020	<0.0020	Carbon Changeout 02/01/2022 - 5yr.
BED1	11/8/2021	<0.0020	<0.0020	<0.0020	
PT	8/23/2021	0.080	0.0033	0.0065	
BED1	8/23/2021	<0.0020	<0.0020	<0.0020	
BED1	6/3/2021	<0.0020	<0.0020	<0.0020	
BED1	3/11/2021	<0.0020	<0.0020	<0.0020	
BED1	11/17/2020	<0.0020	<0.0020	<0.0020	
PT	9/22/2020	0.058	0.0021	0.0039	
BED1	9/22/2020	<0.0020	<0.0020	<0.0020	
BED1	6/23/2020	<0.0020	<0.0020	<0.0020	
BED1	3/9/2020	<0.0020	<0.0020	<0.0020	
BED1	11/25/2019	<0.0020	<0.0020	<0.0020	
PT	8/23/2019	0.071	0.0021	0.0053	
BED1	8/23/2019	<0.0020	<0.0020	<0.0020	

Concentrations are in micrograms per liter (ug/L). Concentrations are rounded by the laboratory and reported to two significant figures. For samples collected prior to 10/1/2013, results for PFOA are reported under the following protocol: ND < LOD < NQ < LOQ where ND = Not Detected, NQ = Not Quantifiable, LOD = Limit of Detection, LOQ = Limit of Quantitation; the LOD/LOQ may have varied by instrument and quarter. For samples collected after 10/1/2013, samples are reported to a reporting limit (RL) of 0.0050 ug/L for PFOA. For samples collected after 6/30/2016, each target compound RL is 0.0020 ug/L. J = Analyte present, reported value may not be accurate or precise; UJ = Not detected, reporting limit may not be accurate or precise; B = Not detected substantially above the level reported in the laboratory or field blanks. Samples identified as BED1 were collected after the first carbon bed. Samples identified as BED2 were collected after the second carbon bed and represent the treated water. All other samples collected were prior to Chemours treatment. Samples identified with -D or -DUP are duplicate samples. Starting with the 3Q20 samples, the samples are analyzed by USEPA Method 537.1. Prior to 3Q20, the samples were analyzed by a modified method 537. QREP = Qualification Re-Evaluation Program. OMM = Operation, Maintenance, and Monitoring. PWS = Public Water Service. NJDEP = New Jersey Department of Environmental Protection.

**Table 2. Residential Granular Activated Carbon (GAC) Treatment System Results –
Chemours Chambers Works, Deepwater, New Jersey**

Field Sample ID	Date	PFOA	PFOS	PFNA	Comments
BED1	5/2/2019	<0.0020	<0.0020	<0.0020	
BED1	3/1/2019	<0.0020	<0.0020	<0.0020	
BED1	12/4/2018	<0.0020	<0.0020	<0.0020	
PT	7/31/2018	0.080	<0.0020	0.0044	
BED1	7/31/2018	<0.0020	<0.0020	<0.0020	
BED1	4/25/2018	<0.0020	<0.0020	<0.0020	
BED1	2/15/2018	<0.0020	<0.0020	<0.0020	
BED1	11/17/2017	<0.0020	<0.0020	<0.0020	
PT	8/17/2017	0.089	0.0031	0.0043	
BED1	8/17/2017	<0.0020	<0.0020	<0.0020	
BED1	6/7/2017	<0.0020	<0.0020	<0.0020	
BED1	3/24/2017	<0.0020	<0.0020	<0.0020	
	7/6/2016	0.11	0.0038	0.0059	GAC installed 10/12/2016.
	5/8/2009	0.063			
Location: 92					
BED1	12/5/2023	<0.0020	<0.0020	<0.0020	
PT	9/20/2023	0.054	0.0025	0.0092	
BED1	9/20/2023	<0.0020	<0.0020	<0.0020	

Concentrations are in micrograms per liter (ug/L). Concentrations are rounded by the laboratory and reported to two significant figures. For samples collected prior to 10/1/2013, results for PFOA are reported under the following protocol: ND < LOD < NQ < LOQ where ND = Not Detected, NQ = Not Quantifiable, LOD = Limit of Detection, LOQ = Limit of Quantitation; the LOD/LOQ may have varied by instrument and quarter. For samples collected after 10/1/2013, samples are reported to a reporting limit (RL) of 0.0050 ug/L for PFOA. For samples collected after 6/30/2016, each target compound RL is 0.0020 ug/L. J = Analyte present, reported value may not be accurate or precise; UJ = Not detected, reporting limit may not be accurate or precise; B = Not detected substantially above the level reported in the laboratory or field blanks. Samples identified as BED1 were collected after the first carbon bed. Samples identified as BED2 were collected after the second carbon bed and represent the treated water. All other samples collected were prior to Chemours treatment. Samples identified with -D or -DUP are duplicate samples. Starting with the 3Q20 samples, the samples are analyzed by USEPA Method 537.1. Prior to 3Q20, the samples were analyzed by a modified method 537. QREP = Qualification Re-Evaluation Program. OMM = Operation, Maintenance, and Monitoring. PWS = Public Water Service. NJDEP = New Jersey Department of Environmental Protection.

**Table 2. Residential Granular Activated Carbon (GAC) Treatment System Results –
Chemours Chambers Works, Deepwater, New Jersey**

Field Sample ID	Date	PFOA	PFOS	PFNA	Comments
BED1	6/15/2023	<0.0020	<0.0020	<0.0020	
BED1	3/23/2023	<0.0020	<0.0020	<0.0020	
BED1	12/6/2022	<0.0020	<0.0020	<0.0020	
PT	9/26/2022	0.059	0.0020	0.0079	
BED1	9/26/2022	<0.0020	<0.0020	<0.0020	
BED1	6/28/2022	<0.0020	<0.0020	<0.0020	
BED1	2/3/2022	<0.0020	<0.0020	<0.0020	
PT	8/3/2021	0.075	0.0022	0.0090	Analyzed for 18 PFAS compounds for completeness. All results are on the Chemours Chambers Works website.
	3/9/2021	0.063	0.0020	0.0074	GAC installed 07/12/2021.
	5/13/2009	0.066			
Location: 94					
BED1	11/14/2023	<0.0020	<0.0020	<0.0020	
PT	8/17/2023	0.18	0.0068	0.0061	
BED1	8/17/2023	<0.0020	<0.0020	<0.0020	
BED1	6/1/2023	<0.0020	<0.0020	<0.0020	
BED1	3/14/2023	<0.0020	<0.0020	<0.0020	
BED1	12/7/2022	<0.0020	<0.0020	<0.0020	
PT	9/1/2022	0.13	0.0068	0.0077	

Concentrations are in micrograms per liter (ug/L). Concentrations are rounded by the laboratory and reported to two significant figures. For samples collected prior to 10/1/2013, results for PFOA are reported under the following protocol: ND < LOD < NQ < LOQ where ND = Not Detected, NQ = Not Quantifiable, LOD = Limit of Detection, LOQ = Limit of Quantitation; the LOD/LOQ may have varied by instrument and quarter. For samples collected after 10/1/2013, samples are reported to a reporting limit (RL) of 0.0050 ug/L for PFOA. For samples collected after 6/30/2016, each target compound RL is 0.0020 ug/L. J = Analyte present, reported value may not be accurate or precise; UJ = Not detected, reporting limit may not be accurate or precise; B = Not detected substantially above the level reported in the laboratory or field blanks. Samples identified as BED1 were collected after the first carbon bed. Samples identified as BED2 were collected after the second carbon bed and represent the treated water. All other samples collected were prior to Chemours treatment. Samples identified with -D or -DUP are duplicate samples. Starting with the 3Q20 samples, the samples are analyzed by USEPA Method 537.1. Prior to 3Q20, the samples were analyzed by a modified method 537. QREP = Qualification Re-Evaluation Program. OMM = Operation, Maintenance, and Monitoring. PWS = Public Water Service. NJDEP = New Jersey Department of Environmental Protection.

**Table 2. Residential Granular Activated Carbon (GAC) Treatment System Results –
Chemours Chambers Works, Deepwater, New Jersey**

Field Sample ID	Date	PFOA	PFOS	PFNA	Comments
BED1	9/1/2022	<0.0020	<0.0020	<0.0020	
BED1	5/17/2022	<0.0020	<0.0020	<0.0020	
BED1	2/22/2022	<0.0020	<0.0020	<0.0020	Carbon Changeout 12/15/2021 - 5yr.
BED1	11/29/2021	<0.0020	<0.0020	<0.0020	
PT	9/2/2021	0.10	0.0060 J	0.014	
BED1	9/2/2021	<0.0020	<0.0020	<0.0020	
BED1	5/18/2021	<0.0020	<0.0020 UJ	<0.0020	
BED1	2/25/2021	<0.0020	<0.0020	<0.0020	
BED1	10/20/2020	<0.0020	<0.0020	<0.0020	
PT	8/19/2020	0.096	0.0052	0.0096	
BED1	8/19/2020	<0.0020	<0.0020	<0.0020	
BED1	6/11/2020	<0.0020	<0.0020	<0.0020	
BED1	2/11/2020	<0.0020	<0.0020	<0.0020	
BED1	11/1/2019	<0.0020	<0.0020	<0.0020	
PT	8/30/2019	0.094	0.0035	0.005	
BED1	8/30/2019	<0.0020	<0.0020	<0.0020	
BED1	5/30/2019	<0.0020	0.0066	<0.0020	
BED1	3/1/2019	<0.0020	<0.0020	<0.0020	Carbon Changeout 01/08/2019 - Fe.

Concentrations are in micrograms per liter (ug/L). Concentrations are rounded by the laboratory and reported to two significant figures. For samples collected prior to 10/1/2013, results for PFOA are reported under the following protocol: ND < LOD < NQ < LOQ where ND = Not Detected, NQ = Not Quantifiable, LOD = Limit of Detection, LOQ = Limit of Quantitation; the LOD/LOQ may have varied by instrument and quarter. For samples collected after 10/1/2013, samples are reported to a reporting limit (RL) of 0.0050 ug/L for PFOA. For samples collected after 6/30/2016, each target compound RL is 0.0020 ug/L. J = Analyte present, reported value may not be accurate or precise; UJ = Not detected, reporting limit may not be accurate or precise; B = Not detected substantially above the level reported in the laboratory or field blanks. Samples identified as BED1 were collected after the first carbon bed. Samples identified as BED2 were collected after the second carbon bed and represent the treated water. All other samples collected were prior to Chemours treatment. Samples identified with -D or -DUP are duplicate samples. Starting with the 3Q20 samples, the samples are analyzed by USEPA Method 537.1. Prior to 3Q20, the samples were analyzed by a modified method 537. QREP = Qualification Re-Evaluation Program. OMM = Operation, Maintenance, and Monitoring. PWS = Public Water Service. NJDEP = New Jersey Department of Environmental Protection.

**Table 2. Residential Granular Activated Carbon (GAC) Treatment System Results –
Chemours Chambers Works, Deepwater, New Jersey**

Field Sample ID	Date	PFOA	PFOS	PFNA	Comments
BED1	11/29/2018	<0.0020	<0.0020	<0.0020	
PT	9/19/2018	0.088	0.0037	0.0034	
BED1	9/19/2018	<0.0020	<0.0020	<0.0020	
BED1	4/26/2018	<0.0020	<0.0020	<0.0020	Carbon Changeout 02/16/2018 - Fe.
BED1	2/16/2018	<0.0020	<0.0020	<0.0020	
BED1	11/27/2017	<0.0020	0.0098	<0.0020	
BED2	11/27/2017	<0.0020	<0.0020	<0.0020	
PT	8/25/2017	0.11	0.0025 B	<0.0020	
BED1	8/25/2017	<0.0020	<0.0020	<0.0020	
BED1	5/22/2017	<0.0020	<0.0020	<0.0020	
BED1	1/30/2017	<0.0020	<0.0020	<0.0020	
BED1-DUP	1/30/2017	<0.0020	<0.0020	<0.0020	
	7/6/2016	0.063	0.0034	0.0025	GAC installed 10/19/2016.
	5/20/2009	0.059			
Location: 95					
BED1	12/7/2023	<0.0020	<0.0020	<0.0020	
PT	8/31/2023	0.12	0.0066	0.016	
BED1	8/31/2023	<0.0020	<0.0020	<0.0020	

Concentrations are in micrograms per liter (ug/L). Concentrations are rounded by the laboratory and reported to two significant figures. For samples collected prior to 10/1/2013, results for PFOA are reported under the following protocol: ND < LOD < NQ < LOQ where ND = Not Detected, NQ = Not Quantifiable, LOD = Limit of Detection, LOQ = Limit of Quantitation; the LOD/LOQ may have varied by instrument and quarter. For samples collected after 10/1/2013, samples are reported to a reporting limit (RL) of 0.0050 ug/L for PFOA. For samples collected after 6/30/2016, each target compound RL is 0.0020 ug/L. J = Analyte present, reported value may not be accurate or precise; UJ = Not detected, reporting limit may not be accurate or precise; B = Not detected substantially above the level reported in the laboratory or field blanks. Samples identified as BED1 were collected after the first carbon bed. Samples identified as BED2 were collected after the second carbon bed and represent the treated water. All other samples collected were prior to Chemours treatment. Samples identified with -D or -DUP are duplicate samples. Starting with the 3Q20 samples, the samples are analyzed by USEPA Method 537.1. Prior to 3Q20, the samples were analyzed by a modified method 537. QREP = Qualification Re-Evaluation Program. OMM = Operation, Maintenance, and Monitoring. PWS = Public Water Service. NJDEP = New Jersey Department of Environmental Protection.

**Table 2. Residential Granular Activated Carbon (GAC) Treatment System Results –
Chemours Chambers Works, Deepwater, New Jersey**

Field Sample ID	Date	PFOA	PFOS	PFNA	Comments
BED1	6/19/2023	0.0020	<0.0020	<0.0020	
BED2	6/19/2023	<0.0020	<0.0020	<0.0020	
BED1	3/15/2023	<0.0020	<0.0020	<0.0020	
BED1	11/21/2022	<0.0020	<0.0020	<0.0020	
PT	7/21/2022	0.10	0.0025	0.013	
BED1	7/21/2022	<0.0020	<0.0020	<0.0020	
BED1	5/10/2022	<0.0020	<0.0020	<0.0020	
BED1	2/10/2022	<0.0020	<0.0020	<0.0020	
BED1	11/22/2021	<0.0020	<0.0020	<0.0020	
PT	9/13/2021	0.050	0.0041	0.013	
BED1	9/13/2021	<0.0020	<0.0020	<0.0020	
BED1-DUP	9/13/2021	<0.0020	<0.0020	<0.0020	
BED1	4/16/2021	<0.0020	<0.0020	<0.0020	
BED1	1/11/2021	<0.0020	<0.0020	<0.0020	
BED1	11/5/2020	<0.0020	<0.0020	<0.0020	
PT	8/31/2020	0.078	0.0054	0.028	
BED1	8/31/2020	<0.0020	<0.0020	<0.0020	
BED1	6/19/2020	<0.0020	<0.0020	<0.0020	

Concentrations are in micrograms per liter (ug/L). Concentrations are rounded by the laboratory and reported to two significant figures. For samples collected prior to 10/1/2013, results for PFOA are reported under the following protocol: ND < LOD < NQ < LOQ where ND = Not Detected, NQ = Not Quantifiable, LOD = Limit of Detection, LOQ = Limit of Quantitation; the LOD/LOQ may have varied by instrument and quarter. For samples collected after 10/1/2013, samples are reported to a reporting limit (RL) of 0.0050 ug/L for PFOA. For samples collected after 6/30/2016, each target compound RL is 0.0020 ug/L. J = Analyte present, reported value may not be accurate or precise; UJ = Not detected, reporting limit may not be accurate or precise; B = Not detected substantially above the level reported in the laboratory or field blanks. Samples identified as BED1 were collected after the first carbon bed. Samples identified as BED2 were collected after the second carbon bed and represent the treated water. All other samples collected were prior to Chemours treatment. Samples identified with -D or -DUP are duplicate samples. Starting with the 3Q20 samples, the samples are analyzed by USEPA Method 537.1. Prior to 3Q20, the samples were analyzed by a modified method 537. QREP = Qualification Re-Evaluation Program. OMM = Operation, Maintenance, and Monitoring. PWS = Public Water Service. NJDEP = New Jersey Department of Environmental Protection.

**Table 2. Residential Granular Activated Carbon (GAC) Treatment System Results –
Chemours Chambers Works, Deepwater, New Jersey**

Field Sample ID	Date	PFOA	PFOS	PFNA	Comments
BED1	2/13/2020	<0.0020	<0.0020	<0.0020	Carbon Changeout 02/13/2020 - Fe.
BED1	10/29/2019	<0.0020	<0.0020	<0.0020	
PT	8/22/2019	0.082	0.0025	0.0099	
BED1	8/22/2019	<0.0020	<0.0020	<0.0020	
BED1	5/3/2019	<0.0020	<0.0020	<0.0020	
BED1	3/4/2019	<0.0020	<0.0020	<0.0020	
BED1	11/29/2018	<0.0020	<0.0020	<0.0020	
PT	9/19/2018	0.11	0.0036	0.022	
BED1	9/19/2018	<0.0020	<0.0020	<0.0020	
BED1	4/30/2018	<0.0020	<0.0020	<0.0020	
BED1	2/26/2018	<0.0020 UJ	<0.0020 UJ	<0.0020 UJ	
BED1	11/16/2017	<0.0020	<0.0020	<0.0020	
PT	8/17/2017	0.1	0.0033	0.013	
BED1	8/17/2017	<0.0020	<0.0020	<0.0020	
BED1-DUP	8/17/2017	<0.0020	<0.0020	<0.0020	
	8/8/2017	0.11	0.0033	0.011 J	
	6/8/2017	<0.0020	<0.0020	<0.0020	Results for this sample may be results for a different location due to mislabeling.
BED1	5/3/2017	<0.0020 UJ	<0.0020	<0.0020 UJ	

Concentrations are in micrograms per liter (ug/L). Concentrations are rounded by the laboratory and reported to two significant figures. For samples collected prior to 10/1/2013, results for PFOA are reported under the following protocol: ND < LOD < NQ < LOQ where ND = Not Detected, NQ = Not Quantifiable, LOD = Limit of Detection, LOQ = Limit of Quantitation; the LOD/LOQ may have varied by instrument and quarter. For samples collected after 10/1/2013, samples are reported to a reporting limit (RL) of 0.0050 ug/L for PFOA. For samples collected after 6/30/2016, each target compound RL is 0.0020 ug/L. J = Analyte present, reported value may not be accurate or precise; UJ = Not detected, reporting limit may not be accurate or precise; B = Not detected substantially above the level reported in the laboratory or field blanks. Samples identified as BED1 were collected after the first carbon bed. Samples identified as BED2 were collected after the second carbon bed and represent the treated water. All other samples collected were prior to Chemours treatment. Samples identified with -D or -DUP are duplicate samples. Starting with the 3Q20 samples, the samples are analyzed by USEPA Method 537.1. Prior to 3Q20, the samples were analyzed by a modified method 537. QREP = Qualification Re-Evaluation Program. OMM = Operation, Maintenance, and Monitoring. PWS = Public Water Service. NJDEP = New Jersey Department of Environmental Protection.

**Table 2. Residential Granular Activated Carbon (GAC) Treatment System Results –
Chemours Chambers Works, Deepwater, New Jersey**

Field Sample ID	Date	PFOA	PFOS	PFNA	Comments
BED2	5/3/2017	<0.0020	0.0026	<0.0020 UJ	
BED2-DUP	5/3/2017	<0.0020	<0.0020	<0.0020 UJ	
BED1	3/2/2017	0.0027	<0.0020	<0.0020	Results do not meet operational trend of BED1>BED2.
BED2	3/2/2017	0.1	0.0023	0.011	Results do not meet operational trend of BED1>BED2.
	6/30/2016	0.038	0.0021	0.0063	Sample from this well location may be mislabeled. GAC installed 10/05/2016.
	5/21/2009	0.083			
Location: 96					
BED1	12/7/2023	<0.0020	<0.0020	<0.0020	
PT	8/31/2023	0.084	0.0061	0.034	
BED1	8/31/2023	<0.0020	<0.0020	<0.0020	
BED1	6/19/2023	<0.0020	<0.0020	<0.0020	
BED1	3/15/2023	<0.0020	<0.0020	<0.0020	
BED1	11/21/2022	<0.0020	<0.0020	<0.0020	
PT	7/21/2022	0.15	0.0037	0.029	
BED1	7/21/2022	<0.0020	<0.0020	<0.0020	
BED1	5/10/2022	<0.0020	<0.0020	<0.0020	
BED1	2/10/2022	<0.0020 UJ	<0.0020 UJ	<0.0020 UJ	
BED1	11/22/2021	<0.0020	<0.0020	<0.0020	

Concentrations are in micrograms per liter (ug/L). Concentrations are rounded by the laboratory and reported to two significant figures. For samples collected prior to 10/1/2013, results for PFOA are reported under the following protocol: ND < LOD < NQ < LOQ where ND = Not Detected, NQ = Not Quantifiable, LOD = Limit of Detection, LOQ = Limit of Quantitation; the LOD/LOQ may have varied by instrument and quarter. For samples collected after 10/1/2013, samples are reported to a reporting limit (RL) of 0.0050 ug/L for PFOA. For samples collected after 6/30/2016, each target compound RL is 0.0020 ug/L. J = Analyte present, reported value may not be accurate or precise; UJ = Not detected, reporting limit may not be accurate or precise; B = Not detected substantially above the level reported in the laboratory or field blanks. Samples identified as BED1 were collected after the first carbon bed. Samples identified as BED2 were collected after the second carbon bed and represent the treated water. All other samples collected were prior to Chemours treatment. Samples identified with -D or -DUP are duplicate samples. Starting with the 3Q20 samples, the samples are analyzed by USEPA Method 537.1. Prior to 3Q20, the samples were analyzed by a modified method 537. QREP = Qualification Re-Evaluation Program. OMM = Operation, Maintenance, and Monitoring. PWS = Public Water Service. NJDEP = New Jersey Department of Environmental Protection.

**Table 2. Residential Granular Activated Carbon (GAC) Treatment System Results –
Chemours Chambers Works, Deepwater, New Jersey**

Field Sample ID	Date	PFOA	PFOS	PFNA	Comments
PT	9/13/2021	0.077	0.0051	0.030	
BED1	9/13/2021	<0.0020	<0.0020	<0.0020	
BED1	4/16/2021	<0.0020	<0.0020	<0.0020	
BED1	1/11/2021	<0.0020	<0.0020	<0.0020	
BED1	11/5/2020	<0.0020	<0.0020	<0.0020	
PT	8/31/2020	0.10	0.0037	0.022	
BED1	8/31/2020	<0.0020	<0.0020	<0.0020	
BED1	6/19/2020	<0.0020	<0.0020	<0.0020	
BED1	2/13/2020	<0.0020	<0.0020	<0.0020	Carbon Changeout 02/13/2020 - Fe.
BED1	10/29/2019	0.0029	<0.0020	<0.0020	
PT	8/22/2019	0.083	0.0030	0.014	
BED1	8/22/2019	0.0024	<0.0020	<0.0020	
BED1	5/3/2019	0.0031	<0.0020	<0.0020	
BED1	3/4/2019	0.0023	<0.0020	<0.0020	
BED1	11/29/2018	0.0046	<0.0020	<0.0020	
PT	9/19/2018	0.14	0.0042	0.023	
BED1	9/19/2018	0.013	<0.0020	<0.0020	
BED1	4/16/2018	0.0036	<0.0020	<0.0020	

Concentrations are in micrograms per liter (ug/L). Concentrations are rounded by the laboratory and reported to two significant figures. For samples collected prior to 10/1/2013, results for PFOA are reported under the following protocol: ND < LOD < NQ < LOQ where ND = Not Detected, NQ = Not Quantifiable, LOD = Limit of Detection, LOQ = Limit of Quantitation; the LOD/LOQ may have varied by instrument and quarter. For samples collected after 10/1/2013, samples are reported to a reporting limit (RL) of 0.0050 ug/L for PFOA. For samples collected after 6/30/2016, each target compound RL is 0.0020 ug/L. J = Analyte present, reported value may not be accurate or precise; UJ = Not detected, reporting limit may not be accurate or precise; B = Not detected substantially above the level reported in the laboratory or field blanks. Samples identified as BED1 were collected after the first carbon bed. Samples identified as BED2 were collected after the second carbon bed and represent the treated water. All other samples collected were prior to Chemours treatment. Samples identified with -D or -DUP are duplicate samples. Starting with the 3Q20 samples, the samples are analyzed by USEPA Method 537.1. Prior to 3Q20, the samples were analyzed by a modified method 537. QREP = Qualification Re-Evaluation Program. OMM = Operation, Maintenance, and Monitoring. PWS = Public Water Service. NJDEP = New Jersey Department of Environmental Protection.

**Table 2. Residential Granular Activated Carbon (GAC) Treatment System Results –
Chemours Chambers Works, Deepwater, New Jersey**

Field Sample ID	Date	PFOA	PFOS	PFNA	Comments
BED1	2/26/2018	0.01	<0.0020	<0.0020	Results do not meet operational trend of BED1>BED2.
BED2	2/26/2018	0.12	0.0049	0.017	Results do not meet operational trend of BED1>BED2.
BED1	11/16/2017	0.005	<0.0020	<0.0020	Results do not meet operational trend of BED1>BED2.
BED2	11/16/2017	0.16	0.0059	0.02	Results do not meet operational trend of BED1>BED2.
PT	8/17/2017	0.17	0.0058	0.031	
BED1	8/17/2017	<0.0020	<0.0020	<0.0020	
BED1	6/8/2017	<0.0020	<0.0020	<0.0020	
BED1	3/2/2017	<0.0020	<0.0020	<0.0020	
-DUP	10/3/2016	0.16	0.0039	0.026	GAC installed 11/08/2016.
	10/3/2016	0.16	0.0042	0.031	GAC installed 11/08/2016.
	5/21/2009	0.15			
Location: 97					
BED1	10/31/2023	<0.0020	<0.0020	<0.0020	Carbon Changeout 10/31/2023 - 5yr.
PT	8/31/2023	0.064	0.0024	0.0094	
BED1	8/31/2023	<0.0020	<0.0020	<0.0020	
BED1	6/19/2023	<0.0020	<0.0020	<0.0020	
BED1	3/15/2023	<0.0020	<0.0020	<0.0020	
BED1	11/21/2022	<0.0020	<0.0020	<0.0020	

Concentrations are in micrograms per liter (ug/L). Concentrations are rounded by the laboratory and reported to two significant figures. For samples collected prior to 10/1/2013, results for PFOA are reported under the following protocol: ND < LOD < NQ < LOQ where ND = Not Detected, NQ = Not Quantifiable, LOD = Limit of Detection, LOQ = Limit of Quantitation; the LOD/LOQ may have varied by instrument and quarter. For samples collected after 10/1/2013, samples are reported to a reporting limit (RL) of 0.0050 ug/L for PFOA. For samples collected after 6/30/2016, each target compound RL is 0.0020 ug/L. J = Analyte present, reported value may not be accurate or precise; UJ = Not detected, reporting limit may not be accurate or precise; B = Not detected substantially above the level reported in the laboratory or field blanks. Samples identified as BED1 were collected after the first carbon bed. Samples identified as BED2 were collected after the second carbon bed and represent the treated water. All other samples collected were prior to Chemours treatment. Samples identified with -D or -DUP are duplicate samples. Starting with the 3Q20 samples, the samples are analyzed by USEPA Method 537.1. Prior to 3Q20, the samples were analyzed by a modified method 537. QREP = Qualification Re-Evaluation Program. OMM = Operation, Maintenance, and Monitoring. PWS = Public Water Service. NJDEP = New Jersey Department of Environmental Protection.

**Table 2. Residential Granular Activated Carbon (GAC) Treatment System Results –
Chemours Chambers Works, Deepwater, New Jersey**

Field Sample ID	Date	PFOA	PFOS	PFNA	Comments
PT	7/21/2022	0.061	<0.0020	0.0079	
BED1	7/21/2022	<0.0020	<0.0020	<0.0020	
BED1	5/10/2022	<0.0020	<0.0020	<0.0020	
BED1	2/10/2022	<0.0020	<0.0020	<0.0020	
BED1	11/22/2021	<0.0020	<0.0020	<0.0020	
PT	9/13/2021	0.062	0.0022	0.0090	
BED1	9/13/2021	<0.0020	<0.0020	<0.0020	
BED1	4/16/2021	<0.0020	<0.0020	<0.0020	
BED1	1/11/2021	<0.0020	<0.0020	<0.0020	
BED1	11/5/2020	<0.0020	<0.0020	<0.0020	
PT	8/31/2020	0.064	0.0020	0.0081	
BED1	8/31/2020	<0.0020	<0.0020	<0.0020	
BED1	6/19/2020	<0.0020	<0.0020	<0.0020	
BED1	2/13/2020	<0.0020	<0.0020	<0.0020	
BED1	10/29/2019	<0.0020	<0.0020	<0.0020	
PT	8/22/2019	0.076	0.0023	0.011	
BED1	8/22/2019	<0.0020	<0.0020	<0.0020	
BED1	5/3/2019	<0.0020	<0.0020	<0.0020	

Concentrations are in micrograms per liter (ug/L). Concentrations are rounded by the laboratory and reported to two significant figures. For samples collected prior to 10/1/2013, results for PFOA are reported under the following protocol: ND < LOD < NQ < LOQ where ND = Not Detected, NQ = Not Quantifiable, LOD = Limit of Detection, LOQ = Limit of Quantitation; the LOD/LOQ may have varied by instrument and quarter. For samples collected after 10/1/2013, samples are reported to a reporting limit (RL) of 0.0050 ug/L for PFOA. For samples collected after 6/30/2016, each target compound RL is 0.0020 ug/L. J = Analyte present, reported value may not be accurate or precise; UJ = Not detected, reporting limit may not be accurate or precise; B = Not detected substantially above the level reported in the laboratory or field blanks. Samples identified as BED1 were collected after the first carbon bed. Samples identified as BED2 were collected after the second carbon bed and represent the treated water. All other samples collected were prior to Chemours treatment. Samples identified with -D or -DUP are duplicate samples. Starting with the 3Q20 samples, the samples are analyzed by USEPA Method 537.1. Prior to 3Q20, the samples were analyzed by a modified method 537. QREP = Qualification Re-Evaluation Program. OMM = Operation, Maintenance, and Monitoring. PWS = Public Water Service. NJDEP = New Jersey Department of Environmental Protection.

**Table 2. Residential Granular Activated Carbon (GAC) Treatment System Results –
Chemours Chambers Works, Deepwater, New Jersey**

Field Sample ID	Date	PFOA	PFOS	PFNA	Comments
BED1	3/4/2019	<0.0020	<0.0020	<0.0020	
BED1	11/29/2018	<0.0020	<0.0020	<0.0020	
PT	9/19/2018	0.073	0.0023	0.012	
BED1	9/19/2018	<0.0020	<0.0020	<0.0020	
	6/8/2017	0.11 J	0.0027	0.015 J	GAC installed 04/18/2018.
	6/30/2016	0.083	0.0032	0.012	Sample from this well location may be mislabeled.
	5/21/2009	0.057			
Location: 100					
BED1	12/7/2023	<0.0020	<0.0020	<0.0020	
PT	8/31/2023	0.057	0.0027	0.012	
BED1	8/31/2023	<0.0020	<0.0020	<0.0020	
BED1	6/19/2023	<0.0020	<0.0020	<0.0020	
BED1-DUP	6/19/2023	<0.0020	<0.0020	<0.0020	
BED1	3/15/2023	<0.0020	<0.0020	<0.0020	
BED1	11/21/2022	<0.0020	<0.0020	<0.0020	
PT	7/21/2022	0.063	0.0021	0.013	
BED1	7/21/2022	<0.0020	<0.0020	<0.0020	
BED1	5/10/2022	<0.0020	<0.0020	<0.0020	Carbon Changeout 03/03/2022 - 5yr.

Concentrations are in micrograms per liter (ug/L). Concentrations are rounded by the laboratory and reported to two significant figures. For samples collected prior to 10/1/2013, results for PFOA are reported under the following protocol: ND < LOD < NQ < LOQ where ND = Not Detected, NQ = Not Quantifiable, LOD = Limit of Detection, LOQ = Limit of Quantitation; the LOD/LOQ may have varied by instrument and quarter. For samples collected after 10/1/2013, samples are reported to a reporting limit (RL) of 0.0050 ug/L for PFOA. For samples collected after 6/30/2016, each target compound RL is 0.0020 ug/L. J = Analyte present, reported value may not be accurate or precise; UJ = Not detected, reporting limit may not be accurate or precise; B = Not detected substantially above the level reported in the laboratory or field blanks. Samples identified as BED1 were collected after the first carbon bed. Samples identified as BED2 were collected after the second carbon bed and represent the treated water. All other samples collected were prior to Chemours treatment. Samples identified with -D or -DUP are duplicate samples. Starting with the 3Q20 samples, the samples are analyzed by USEPA Method 537.1. Prior to 3Q20, the samples were analyzed by a modified method 537. QREP = Qualification Re-Evaluation Program. OMM = Operation, Maintenance, and Monitoring. PWS = Public Water Service. NJDEP = New Jersey Department of Environmental Protection.

**Table 2. Residential Granular Activated Carbon (GAC) Treatment System Results –
Chemours Chambers Works, Deepwater, New Jersey**

Field Sample ID	Date	PFOA	PFOS	PFNA	Comments
BED1	2/10/2022	<0.0020	<0.0020	<0.0020	
BED1	11/22/2021	<0.0020	<0.0020	<0.0020	
PT	9/13/2021	0.097	0.0028	0.011	
BED1	9/13/2021	<0.0020	<0.0020	<0.0020	
BED1	4/16/2021	<0.0020	<0.0020	<0.0020	
BED1	1/11/2021	<0.0020	<0.0020	<0.0020	
BED1	11/5/2020	<0.0020	<0.0020	<0.0020	
PT	8/31/2020	0.073	0.0027	0.0089	
BED1	8/31/2020	<0.0020	<0.0020	<0.0020	
BED1	6/19/2020	<0.0020	<0.0020	<0.0020	
BED1	2/13/2020	<0.0020	<0.0020	<0.0020	
BED1	10/29/2019	<0.0020	<0.0020	<0.0020	
PT	8/22/2019	0.079	0.0027	0.0083	
BED1	8/22/2019	<0.0020	<0.0020	<0.0020	
BED1	5/3/2019	<0.0020	<0.0020	<0.0020	
BED1	3/4/2019	<0.0020	<0.0020	<0.0020	
BED1	11/29/2018	<0.0020	<0.0020	<0.0020	
PT	9/19/2018	0.10	0.0029	0.011	

Concentrations are in micrograms per liter (ug/L). Concentrations are rounded by the laboratory and reported to two significant figures. For samples collected prior to 10/1/2013, results for PFOA are reported under the following protocol: ND < LOD < NQ < LOQ where ND = Not Detected, NQ = Not Quantifiable, LOD = Limit of Detection, LOQ = Limit of Quantitation; the LOD/LOQ may have varied by instrument and quarter. For samples collected after 10/1/2013, samples are reported to a reporting limit (RL) of 0.0050 ug/L for PFOA. For samples collected after 6/30/2016, each target compound RL is 0.0020 ug/L. J = Analyte present, reported value may not be accurate or precise; UJ = Not detected, reporting limit may not be accurate or precise; B = Not detected substantially above the level reported in the laboratory or field blanks. Samples identified as BED1 were collected after the first carbon bed. Samples identified as BED2 were collected after the second carbon bed and represent the treated water. All other samples collected were prior to Chemours treatment. Samples identified with -D or -DUP are duplicate samples. Starting with the 3Q20 samples, the samples are analyzed by USEPA Method 537.1. Prior to 3Q20, the samples were analyzed by a modified method 537. QREP = Qualification Re-Evaluation Program. OMM = Operation, Maintenance, and Monitoring. PWS = Public Water Service. NJDEP = New Jersey Department of Environmental Protection.

**Table 2. Residential Granular Activated Carbon (GAC) Treatment System Results –
Chemours Chambers Works, Deepwater, New Jersey**

Field Sample ID	Date	PFOA	PFOS	PFNA	Comments
BED1	9/19/2018	<0.0020	<0.0020	<0.0020	
BED1	4/30/2018	<0.0020	<0.0020	<0.0020	
BED1	2/26/2018	<0.0020	<0.0020	<0.0020	
BED1	11/16/2017	<0.0020	<0.0020	<0.0020	
PT	8/17/2017	0.098	0.0035	0.011	
BED1	8/17/2017	<0.0020	<0.0020	<0.0020	
BED1	6/20/2017	<0.0020	<0.0020	<0.0020	
BED1	3/2/2017	<0.0020	<0.0020	<0.0020	
	11/15/2016	0.14 J	0.0037 J	0.0085 J	GAC installed 12/09/2016.
	5/21/2009	0.065			
Location: 102					
BED1	10/2/2023	<0.0020	<0.0020	<0.0020	
PT	7/5/2023	0.041	<0.0020	0.0063	
BED1	7/5/2023	<0.0020	<0.0020	<0.0020	
BED1	4/10/2023	<0.0020	<0.0020	<0.0020	
BED1	1/16/2023	<0.0020	<0.0020	<0.0020	
BED1	10/12/2022	<0.0020	<0.0020	<0.0020	
PT	8/3/2022	0.035	0.0057	0.011	

Concentrations are in micrograms per liter (ug/L). Concentrations are rounded by the laboratory and reported to two significant figures. For samples collected prior to 10/1/2013, results for PFOA are reported under the following protocol: ND < LOD < NQ < LOQ where ND = Not Detected, NQ = Not Quantifiable, LOD = Limit of Detection, LOQ = Limit of Quantitation; the LOD/LOQ may have varied by instrument and quarter. For samples collected after 10/1/2013, samples are reported to a reporting limit (RL) of 0.0050 ug/L for PFOA. For samples collected after 6/30/2016, each target compound RL is 0.0020 ug/L. J = Analyte present, reported value may not be accurate or precise; UJ = Not detected, reporting limit may not be accurate or precise; B = Not detected substantially above the level reported in the laboratory or field blanks. Samples identified as BED1 were collected after the first carbon bed. Samples identified as BED2 were collected after the second carbon bed and represent the treated water. All other samples collected were prior to Chemours treatment. Samples identified with -D or -DUP are duplicate samples. Starting with the 3Q20 samples, the samples are analyzed by USEPA Method 537.1. Prior to 3Q20, the samples were analyzed by a modified method 537. QREP = Qualification Re-Evaluation Program. OMM = Operation, Maintenance, and Monitoring. PWS = Public Water Service. NJDEP = New Jersey Department of Environmental Protection.

**Table 2. Residential Granular Activated Carbon (GAC) Treatment System Results –
Chemours Chambers Works, Deepwater, New Jersey**

Field Sample ID	Date	PFOA	PFOS	PFNA	Comments
BED1	8/3/2022	0.052	<0.0020	0.0086	
BED2	8/3/2022	<0.0020	<0.0020	<0.0020	
BED1	4/25/2022	<0.0020	<0.0020	<0.0020	
BED1	2/1/2022	<0.0020	<0.0020	<0.0020	Carbon Changeout 12/21/2021 - 5yr.
BED1	11/2/2021	<0.0020	<0.0020	<0.0020	
PT	8/23/2021	0.062	0.0026	0.0099	
BED1	8/23/2021	<0.0020	<0.0020	<0.0020	
BED1-DUP	8/23/2021	<0.0020	<0.0020	<0.0020	
BED1	6/4/2021	<0.0020	<0.0020	<0.0020	
BED1	2/9/2021	<0.0020	<0.0020	<0.0020	
BED1	11/10/2020	<0.0020	<0.0020	<0.0020	
PT	9/10/2020	0.050	0.0020	0.0089	
BED1	9/10/2020	<0.0020	<0.0020	<0.0020	
BED1	6/18/2020	<0.0020	<0.0020	<0.0020	
BED1	3/5/2020	<0.0020	<0.0020	<0.0020	
BED1	11/21/2019	<0.0020	<0.0020	<0.0020	
PT	9/23/2019	0.071	0.0059	0.018	
BED1	9/23/2019	<0.0020	<0.0020	<0.0020	

Concentrations are in micrograms per liter (ug/L). Concentrations are rounded by the laboratory and reported to two significant figures. For samples collected prior to 10/1/2013, results for PFOA are reported under the following protocol: ND < LOD < NQ < LOQ where ND = Not Detected, NQ = Not Quantifiable, LOD = Limit of Detection, LOQ = Limit of Quantitation; the LOD/LOQ may have varied by instrument and quarter. For samples collected after 10/1/2013, samples are reported to a reporting limit (RL) of 0.0050 ug/L for PFOA. For samples collected after 6/30/2016, each target compound RL is 0.0020 ug/L. J = Analyte present, reported value may not be accurate or precise; UJ = Not detected, reporting limit may not be accurate or precise; B = Not detected substantially above the level reported in the laboratory or field blanks. Samples identified as BED1 were collected after the first carbon bed. Samples identified as BED2 were collected after the second carbon bed and represent the treated water. All other samples collected were prior to Chemours treatment. Samples identified with -D or -DUP are duplicate samples. Starting with the 3Q20 samples, the samples are analyzed by USEPA Method 537.1. Prior to 3Q20, the samples were analyzed by a modified method 537. QREP = Qualification Re-Evaluation Program. OMM = Operation, Maintenance, and Monitoring. PWS = Public Water Service. NJDEP = New Jersey Department of Environmental Protection.

**Table 2. Residential Granular Activated Carbon (GAC) Treatment System Results –
Chemours Chambers Works, Deepwater, New Jersey**

Field Sample ID	Date	PFOA	PFOS	PFNA	Comments
BED1	4/25/2019	<0.0020	<0.0020	<0.0020	
BED1	2/19/2019	<0.0020	<0.0020	<0.0020	
BED1-DUP	2/19/2019	<0.0020	<0.0020	<0.0020	
BED1	11/27/2018	<0.0020	<0.0020	<0.0020	Carbon Changeout 10/24/2018 - Fe.
BED1-DUP	11/27/2018	<0.0020	<0.0020	<0.0020	Carbon Changeout 10/24/2018 - Fe.
PT	8/21/2018	0.063	0.0024	0.0091	
BED1	8/21/2018	<0.0020	<0.0020	<0.0020	
BED1-DUP	8/21/2018	<0.0020	<0.0020	<0.0020	
BED1	6/4/2018	<0.0020	<0.0020	<0.0020	
BED1	2/15/2018	<0.0020	<0.0020	<0.0020	
BED1	11/16/2017	<0.0020	<0.0020	<0.0020	Carbon Changeout 08/30/2017 - Fe.
PT	8/17/2017	0.062	0.003	0.012	
BED1	8/17/2017	<0.0020	<0.0020	<0.0020	
BED1	6/8/2017	0.0034	<0.0020	<0.0020	
BED2	6/8/2017	<0.0020	<0.0020	<0.0020	
BED1	3/3/2017	<0.0020	<0.0020	<0.0020	
	7/13/2016	0.064 J	0.0025	0.01	GAC installed 11/02/2016.
-DUP	7/13/2016	0.061 J	0.0027	0.01	GAC installed 11/02/2016.

Concentrations are in micrograms per liter (ug/L). Concentrations are rounded by the laboratory and reported to two significant figures. For samples collected prior to 10/1/2013, results for PFOA are reported under the following protocol: ND < LOD < NQ < LOQ where ND = Not Detected, NQ = Not Quantifiable, LOD = Limit of Detection, LOQ = Limit of Quantitation; the LOD/LOQ may have varied by instrument and quarter. For samples collected after 10/1/2013, samples are reported to a reporting limit (RL) of 0.0050 ug/L for PFOA. For samples collected after 6/30/2016, each target compound RL is 0.0020 ug/L. J = Analyte present, reported value may not be accurate or precise; UJ = Not detected, reporting limit may not be accurate or precise; B = Not detected substantially above the level reported in the laboratory or field blanks. Samples identified as BED1 were collected after the first carbon bed. Samples identified as BED2 were collected after the second carbon bed and represent the treated water. All other samples collected were prior to Chemours treatment. Samples identified with -D or -DUP are duplicate samples. Starting with the 3Q20 samples, the samples are analyzed by USEPA Method 537.1. Prior to 3Q20, the samples were analyzed by a modified method 537. QREP = Qualification Re-Evaluation Program. OMM = Operation, Maintenance, and Monitoring. PWS = Public Water Service. NJDEP = New Jersey Department of Environmental Protection.

**Table 2. Residential Granular Activated Carbon (GAC) Treatment System Results –
Chemours Chambers Works, Deepwater, New Jersey**

Field Sample ID	Date	PFOA	PFOS	PFNA	Comments
	5/27/2009	0.066			
Location: 104					
BED1	12/4/2023	<0.0020	<0.0020	<0.0020	
PT	8/30/2023	0.0085 J	<0.0020 UJ	0.0043 J	
BED1	8/30/2023	<0.0020	<0.0020	<0.0020	
BED1	5/15/2023	<0.0020	<0.0020	<0.0020	
BED1	12/1/2022	<0.0020	<0.0020	<0.0020	
PT	8/31/2022	0.049	0.0095	0.065	
BED1	8/31/2022	<0.0020	<0.0020	<0.0020	
BED1	5/31/2022	0.0021	<0.0020	<0.0020	
BED2	5/31/2022	<0.0020	<0.0020	<0.0020	
BED1	3/8/2022	<0.0020	<0.0020	<0.0020	
BED1	11/11/2021	<0.0020	<0.0020	<0.0020	
PT	8/25/2021	0.055	0.012	0.074	
BED1	8/25/2021	<0.0020	<0.0020	<0.0020	
BED1	6/3/2021	<0.0020	<0.0020	<0.0020	
BED1	3/8/2021	<0.0020	<0.0020	<0.0020	
BED1	12/3/2020	<0.0020	<0.0020	<0.0020	

Concentrations are in micrograms per liter (ug/L). Concentrations are rounded by the laboratory and reported to two significant figures. For samples collected prior to 10/1/2013, results for PFOA are reported under the following protocol: ND < LOD < NQ < LOQ where ND = Not Detected, NQ = Not Quantifiable, LOD = Limit of Detection, LOQ = Limit of Quantitation; the LOD/LOQ may have varied by instrument and quarter. For samples collected after 10/1/2013, samples are reported to a reporting limit (RL) of 0.0050 ug/L for PFOA. For samples collected after 6/30/2016, each target compound RL is 0.0020 ug/L. J = Analyte present, reported value may not be accurate or precise; UJ = Not detected, reporting limit may not be accurate or precise; B = Not detected substantially above the level reported in the laboratory or field blanks. Samples identified as BED1 were collected after the first carbon bed. Samples identified as BED2 were collected after the second carbon bed and represent the treated water. All other samples collected were prior to Chemours treatment. Samples identified with -D or -DUP are duplicate samples. Starting with the 3Q20 samples, the samples are analyzed by USEPA Method 537.1. Prior to 3Q20, the samples were analyzed by a modified method 537. QREP = Qualification Re-Evaluation Program. OMM = Operation, Maintenance, and Monitoring. PWS = Public Water Service. NJDEP = New Jersey Department of Environmental Protection.

**Table 2. Residential Granular Activated Carbon (GAC) Treatment System Results –
Chemours Chambers Works, Deepwater, New Jersey**

Field Sample ID	Date	PFOA	PFOS	PFNA	Comments
PT	9/2/2020	0.048	0.0092	0.060	
BED1	9/2/2020	<0.0020	<0.0020	<0.0020	
BED1	6/18/2020	<0.0020	<0.0020	<0.0020	
BED1	12/16/2019	<0.0020	<0.0020	<0.0020	
PT	9/13/2019	0.064	0.010	0.095	
BED1	9/13/2019	<0.0020	<0.0020	<0.0020	
BED1	5/16/2019	<0.0020	<0.0020	<0.0020	
BED1	3/28/2019	<0.0020	<0.0020	<0.0020	Carbon Changeout 03/14/2019 - Fe.
BED1	12/10/2018	<0.0020	<0.0020	<0.0020	
PT	8/15/2018	0.062	0.011	0.092	
BED1	8/15/2018	<0.0020	<0.0020	<0.0020	
BED1	5/14/2018	<0.0020	<0.0020	<0.0020	
BED1	3/9/2018	<0.0020	<0.0020	<0.0020	
BED1	12/19/2017	<0.0020	<0.0020	<0.0020	
PT	9/8/2017	0.079	0.011	0.11	
BED1	9/8/2017	<0.0020	<0.0020	<0.0020	
BED1	6/21/2017	<0.0020	<0.0020	<0.0020	
BED1	3/28/2017	0.003	<0.0020	<0.0020	

Concentrations are in micrograms per liter (ug/L). Concentrations are rounded by the laboratory and reported to two significant figures. For samples collected prior to 10/1/2013, results for PFOA are reported under the following protocol: ND < LOD < NQ < LOQ where ND = Not Detected, NQ = Not Quantifiable, LOD = Limit of Detection, LOQ = Limit of Quantitation; the LOD/LOQ may have varied by instrument and quarter. For samples collected after 10/1/2013, samples are reported to a reporting limit (RL) of 0.0050 ug/L for PFOA. For samples collected after 6/30/2016, each target compound RL is 0.0020 ug/L. J = Analyte present, reported value may not be accurate or precise; UJ = Not detected, reporting limit may not be accurate or precise; B = Not detected substantially above the level reported in the laboratory or field blanks. Samples identified as BED1 were collected after the first carbon bed. Samples identified as BED2 were collected after the second carbon bed and represent the treated water. All other samples collected were prior to Chemours treatment. Samples identified with -D or -DUP are duplicate samples. Starting with the 3Q20 samples, the samples are analyzed by USEPA Method 537.1. Prior to 3Q20, the samples were analyzed by a modified method 537. QREP = Qualification Re-Evaluation Program. OMM = Operation, Maintenance, and Monitoring. PWS = Public Water Service. NJDEP = New Jersey Department of Environmental Protection.

**Table 2. Residential Granular Activated Carbon (GAC) Treatment System Results –
Chemours Chambers Works, Deepwater, New Jersey**

Field Sample ID	Date	PFOA	PFOS	PFNA	Comments
BED2	3/28/2017	<0.0020	<0.0020	<0.0020	
	7/14/2016	0.11	0.01	0.14	GAC installed 11/15/2016.
	6/24/2009	0.38			
Location: 108					
BED1	10/25/2023	<0.0020	<0.0020	<0.0020	
PT	9/5/2023	0.045	<0.0020	<0.0020	
BED1	9/5/2023	<0.0020	<0.0020	<0.0020	
BED1-DUP	9/5/2023	<0.0020	<0.0020	<0.0020	
BED1	5/23/2023	<0.0020	<0.0020	<0.0020	
BED1	2/20/2023	<0.0020	<0.0020	<0.0020	
BED1-DUP	2/20/2023	<0.0020 UJ	<0.0020 UJ	<0.0020 UJ	
BED1	11/10/2022	<0.0020	<0.0020	<0.0020	
PT	9/6/2022	0.039	<0.0020	<0.0020	
BED1	9/6/2022	<0.0020	<0.0020	<0.0020	
BED1	5/31/2022	<0.0020	<0.0020	<0.0020	
BED1	3/7/2022	<0.0020	<0.0020	<0.0020	
BED1	11/16/2021	<0.0020	<0.0020	<0.0020	
BED1-DUP	11/16/2021	<0.0020	<0.0020	<0.0020	

Concentrations are in micrograms per liter (ug/L). Concentrations are rounded by the laboratory and reported to two significant figures. For samples collected prior to 10/1/2013, results for PFOA are reported under the following protocol: ND < LOD < NQ < LOQ where ND = Not Detected, NQ = Not Quantifiable, LOD = Limit of Detection, LOQ = Limit of Quantitation; the LOD/LOQ may have varied by instrument and quarter. For samples collected after 10/1/2013, samples are reported to a reporting limit (RL) of 0.0050 ug/L for PFOA. For samples collected after 6/30/2016, each target compound RL is 0.0020 ug/L. J = Analyte present, reported value may not be accurate or precise; UJ = Not detected, reporting limit may not be accurate or precise; B = Not detected substantially above the level reported in the laboratory or field blanks. Samples identified as BED1 were collected after the first carbon bed. Samples identified as BED2 were collected after the second carbon bed and represent the treated water. All other samples collected were prior to Chemours treatment. Samples identified with -D or -DUP are duplicate samples. Starting with the 3Q20 samples, the samples are analyzed by USEPA Method 537.1. Prior to 3Q20, the samples were analyzed by a modified method 537. QREP = Qualification Re-Evaluation Program. OMM = Operation, Maintenance, and Monitoring. PWS = Public Water Service. NJDEP = New Jersey Department of Environmental Protection.

**Table 2. Residential Granular Activated Carbon (GAC) Treatment System Results –
Chemours Chambers Works, Deepwater, New Jersey**

Field Sample ID	Date	PFOA	PFOS	PFNA	Comments
PT	9/8/2021	0.043	<0.0020	<0.0020	
BED1	9/8/2021	<0.0020	<0.0020	<0.0020	
BED1	5/17/2021	<0.0020	<0.0020	<0.0020	
BED1	2/24/2021	<0.0020	<0.0020	<0.0020	
BED1	11/11/2020	<0.0020	<0.0020	<0.0020	
PT	9/15/2020	0.042	<0.0020	<0.0020	
BED1	9/15/2020	<0.0020	<0.0020	<0.0020	
BED1	6/26/2020	<0.0020	<0.0020	<0.0020	
POST	10/31/2019	0.040	<0.0020	<0.0020	GAC installed 01/06/2020.
PRE	10/31/2019	0.041	<0.0020	<0.0020	GAC installed 01/06/2020.
PRE-DUP	10/31/2019	0.041	<0.0020	<0.0020	GAC installed 01/06/2020.
	8/31/2016	0.029	<0.0020	<0.0020	
	9/23/2009	NQ			
Location: 113					
BED1	10/26/2023	<0.0020	<0.0020	<0.0020	
PT	8/29/2023	0.18	<0.0020	0.0021	
BED1	8/29/2023	<0.0020	<0.0020	<0.0020	
BED1	5/24/2023	<0.0020	<0.0020	<0.0020	

Concentrations are in micrograms per liter (ug/L). Concentrations are rounded by the laboratory and reported to two significant figures. For samples collected prior to 10/1/2013, results for PFOA are reported under the following protocol: ND < LOD < NQ < LOQ where ND = Not Detected, NQ = Not Quantifiable, LOD = Limit of Detection, LOQ = Limit of Quantitation; the LOD/LOQ may have varied by instrument and quarter. For samples collected after 10/1/2013, samples are reported to a reporting limit (RL) of 0.0050 ug/L for PFOA. For samples collected after 6/30/2016, each target compound RL is 0.0020 ug/L. J = Analyte present, reported value may not be accurate or precise; UJ = Not detected, reporting limit may not be accurate or precise; B = Not detected substantially above the level reported in the laboratory or field blanks. Samples identified as BED1 were collected after the first carbon bed. Samples identified as BED2 were collected after the second carbon bed and represent the treated water. All other samples collected were prior to Chemours treatment. Samples identified with -D or -DUP are duplicate samples. Starting with the 3Q20 samples, the samples are analyzed by USEPA Method 537.1. Prior to 3Q20, the samples were analyzed by a modified method 537. QREP = Qualification Re-Evaluation Program. OMM = Operation, Maintenance, and Monitoring. PWS = Public Water Service. NJDEP = New Jersey Department of Environmental Protection.

**Table 2. Residential Granular Activated Carbon (GAC) Treatment System Results –
Chemours Chambers Works, Deepwater, New Jersey**

Field Sample ID	Date	PFOA	PFOS	PFNA	Comments
BED1	3/8/2023	<0.0020	<0.0020	<0.0020	
BED1	11/29/2022	<0.0020	<0.0020	<0.0020	
PT	9/20/2022	0.15	<0.0020	<0.0020	
BED1	9/20/2022	<0.0020	<0.0020	<0.0020	
BED1	6/8/2022	<0.0020	<0.0020	<0.0020	
BED1	3/2/2022	<0.0020	<0.0020	<0.0020	Carbon Changeout 12/07/2021 - 5yr.
BED1	11/11/2021	<0.0020	<0.0020	<0.0020	
PT	8/26/2021	0.17	<0.0020	<0.0020	
BED1	8/26/2021	<0.0020	<0.0020	<0.0020	
BED1	4/29/2021	<0.0020	<0.0020	<0.0020	
BED1	2/5/2021	<0.0020	<0.0020	<0.0020	
BED1	11/2/2020	<0.0020	<0.0020	<0.0020	
BED1-DUP	11/2/2020	<0.0020	<0.0020	<0.0020	
PT	9/2/2020	0.12	<0.0020	<0.0020	
BED1	9/2/2020	<0.0020	<0.0020	<0.0020	
BED1	6/19/2020	<0.0020	<0.0020	<0.0020	
BED1	3/5/2020	<0.0020	<0.0020	<0.0020	
BED1	11/19/2019	<0.0020	<0.0020	<0.0020	

Concentrations are in micrograms per liter (ug/L). Concentrations are rounded by the laboratory and reported to two significant figures. For samples collected prior to 10/1/2013, results for PFOA are reported under the following protocol: ND < LOD < NQ < LOQ where ND = Not Detected, NQ = Not Quantifiable, LOD = Limit of Detection, LOQ = Limit of Quantitation; the LOD/LOQ may have varied by instrument and quarter. For samples collected after 10/1/2013, samples are reported to a reporting limit (RL) of 0.0050 ug/L for PFOA. For samples collected after 6/30/2016, each target compound RL is 0.0020 ug/L. J = Analyte present, reported value may not be accurate or precise; UJ = Not detected, reporting limit may not be accurate or precise; B = Not detected substantially above the level reported in the laboratory or field blanks. Samples identified as BED1 were collected after the first carbon bed. Samples identified as BED2 were collected after the second carbon bed and represent the treated water. All other samples collected were prior to Chemours treatment. Samples identified with -D or -DUP are duplicate samples. Starting with the 3Q20 samples, the samples are analyzed by USEPA Method 537.1. Prior to 3Q20, the samples were analyzed by a modified method 537. QREP = Qualification Re-Evaluation Program. OMM = Operation, Maintenance, and Monitoring. PWS = Public Water Service. NJDEP = New Jersey Department of Environmental Protection.

**Table 2. Residential Granular Activated Carbon (GAC) Treatment System Results –
Chemours Chambers Works, Deepwater, New Jersey**

Field Sample ID	Date	PFOA	PFOS	PFNA	Comments
PT	9/16/2019	0.12	<0.0020	<0.0020	
BED1	9/16/2019	<0.0020	<0.0020	<0.0020	
BED1	4/12/2019	<0.0020	<0.0020	<0.0020	
BED1	1/29/2019	<0.0020	<0.0020	<0.0020	
BED1	11/5/2018	<0.0020	<0.0020	<0.0020	
PT	7/30/2018	0.16	<0.0020	<0.0020	
BED1	7/30/2018	<0.0020	<0.0020	<0.0020	
BED1	5/2/2018	<0.0020	<0.0020	<0.0020	
BED1	2/21/2018	<0.0020	<0.0020	<0.0020	
BED1	11/16/2017	<0.0020	<0.0020	<0.0020	
PT	9/7/2017	0.16	<0.0020	<0.0020	
BED1	9/7/2017	<0.0020	<0.0020	<0.0020	
BED1	6/27/2017	<0.0020	<0.0020	<0.0020	
BED1	3/27/2017	<0.0020	<0.0020	<0.0020	
BED1	12/29/2016	<0.0020	<0.0020	<0.0020	
BED1-DUP	12/29/2016	<0.0020	<0.0020	<0.0020	
BED2	12/29/2016	<0.0020	<0.0020	<0.0020	
	7/6/2016	0.13	<0.0020	<0.0020	GAC installed 09/30/2016.

Concentrations are in micrograms per liter (ug/L). Concentrations are rounded by the laboratory and reported to two significant figures. For samples collected prior to 10/1/2013, results for PFOA are reported under the following protocol: ND < LOD < NQ < LOQ where ND = Not Detected, NQ = Not Quantifiable, LOD = Limit of Detection, LOQ = Limit of Quantitation; the LOD/LOQ may have varied by instrument and quarter. For samples collected after 10/1/2013, samples are reported to a reporting limit (RL) of 0.0050 ug/L for PFOA. For samples collected after 6/30/2016, each target compound RL is 0.0020 ug/L. J = Analyte present, reported value may not be accurate or precise; UJ = Not detected, reporting limit may not be accurate or precise; B = Not detected substantially above the level reported in the laboratory or field blanks. Samples identified as BED1 were collected after the first carbon bed. Samples identified as BED2 were collected after the second carbon bed and represent the treated water. All other samples collected were prior to Chemours treatment. Samples identified with -D or -DUP are duplicate samples. Starting with the 3Q20 samples, the samples are analyzed by USEPA Method 537.1. Prior to 3Q20, the samples were analyzed by a modified method 537. QREP = Qualification Re-Evaluation Program. OMM = Operation, Maintenance, and Monitoring. PWS = Public Water Service. NJDEP = New Jersey Department of Environmental Protection.

**Table 2. Residential Granular Activated Carbon (GAC) Treatment System Results –
Chemours Chambers Works, Deepwater, New Jersey**

Field Sample ID	Date	PFOA	PFOS	PFNA	Comments
Location: 115					
PT	9/11/2023	0.045	<0.0020	<0.0020	
BED1	9/11/2023	<0.0020	<0.0020	<0.0020	
BED1	6/21/2023	<0.0020	<0.0020	<0.0020	
BED1	12/19/2022	<0.0020	<0.0020	<0.0020	
PT	9/12/2022	0.046	<0.0020	<0.0020	
BED1	9/12/2022	<0.0020	<0.0020	<0.0020	
BED1	6/1/2022	<0.0020	<0.0020	<0.0020	
BED1	3/14/2022	<0.0020	<0.0020	<0.0020	
BED1	12/6/2021	<0.0020	<0.0020	<0.0020	
PT	9/20/2021	0.033	<0.0020	<0.0020	
BED1	9/20/2021	<0.0020	<0.0020	<0.0020	
BED1	6/21/2021	<0.0020	<0.0020	<0.0020	
BED1	11/30/2020	<0.0020	<0.0020	<0.0020	
BED1	6/23/2020	<0.0020	<0.0020	<0.0020	
BED1	3/11/2020	<0.0020	<0.0020	<0.0020	
BED1	11/20/2019	<0.0020	<0.0020	<0.0020	
PT	7/2/2019	0.013	<0.0020	<0.0020	

Concentrations are in micrograms per liter (ug/L). Concentrations are rounded by the laboratory and reported to two significant figures. For samples collected prior to 10/1/2013, results for PFOA are reported under the following protocol: ND < LOD < NQ < LOQ where ND = Not Detected, NQ = Not Quantifiable, LOD = Limit of Detection, LOQ = Limit of Quantitation; the LOD/LOQ may have varied by instrument and quarter. For samples collected after 10/1/2013, samples are reported to a reporting limit (RL) of 0.0050 ug/L for PFOA. For samples collected after 6/30/2016, each target compound RL is 0.0020 ug/L. J = Analyte present, reported value may not be accurate or precise; UJ = Not detected, reporting limit may not be accurate or precise; B = Not detected substantially above the level reported in the laboratory or field blanks. Samples identified as BED1 were collected after the first carbon bed. Samples identified as BED2 were collected after the second carbon bed and represent the treated water. All other samples collected were prior to Chemours treatment. Samples identified with -D or -DUP are duplicate samples. Starting with the 3Q20 samples, the samples are analyzed by USEPA Method 537.1. Prior to 3Q20, the samples were analyzed by a modified method 537. QREP = Qualification Re-Evaluation Program. OMM = Operation, Maintenance, and Monitoring. PWS = Public Water Service. NJDEP = New Jersey Department of Environmental Protection.

**Table 2. Residential Granular Activated Carbon (GAC) Treatment System Results –
Chemours Chambers Works, Deepwater, New Jersey**

Field Sample ID	Date	PFOA	PFOS	PFNA	Comments
BED1	7/2/2019	<0.0020	<0.0020	<0.0020	
	4/10/2019	0.026	<0.0020	<0.0020	GAC installed 06/21/2019.
-DUP	4/10/2019	0.026	<0.0020	<0.0020	GAC installed 06/21/2019.
	7/11/2016	0.036	<0.0020	<0.0020	
-DUP	7/11/2016	0.037	<0.0020	<0.0020	
Location: 122					
BED1	5/1/2023	<0.0020	<0.0020	<0.0020	
BED1	3/15/2023	<0.0020	<0.0020	<0.0020	
BED1	12/22/2022	<0.0020	<0.0020	<0.0020	
PT	7/21/2022	0.13	<0.0020	0.0069	
BED1	7/21/2022	<0.0020	<0.0020	<0.0020	
BED1	5/11/2022	<0.0020	<0.0020	<0.0020	Carbon Changeout 05/10/2022 - 5yr.
BED1	2/10/2022	0.0023	<0.0020	<0.0020	
BED2	2/10/2022	<0.0020	<0.0020	<0.0020	
BED1	11/12/2021	<0.0020	<0.0020	<0.0020	
PT	7/13/2021	0.21	<0.0020	0.0041	
BED1	7/13/2021	<0.0020	<0.0020	<0.0020	
BED1-DUP	7/13/2021	<0.0020	<0.0020	<0.0020	

Concentrations are in micrograms per liter (ug/L). Concentrations are rounded by the laboratory and reported to two significant figures. For samples collected prior to 10/1/2013, results for PFOA are reported under the following protocol: ND < LOD < NQ < LOQ where ND = Not Detected, NQ = Not Quantifiable, LOD = Limit of Detection, LOQ = Limit of Quantitation; the LOD/LOQ may have varied by instrument and quarter. For samples collected after 10/1/2013, samples are reported to a reporting limit (RL) of 0.0050 ug/L for PFOA. For samples collected after 6/30/2016, each target compound RL is 0.0020 ug/L. J = Analyte present, reported value may not be accurate or precise; UJ = Not detected, reporting limit may not be accurate or precise; B = Not detected substantially above the level reported in the laboratory or field blanks. Samples identified as BED1 were collected after the first carbon bed. Samples identified as BED2 were collected after the second carbon bed and represent the treated water. All other samples collected were prior to Chemours treatment. Samples identified with -D or -DUP are duplicate samples. Starting with the 3Q20 samples, the samples are analyzed by USEPA Method 537.1. Prior to 3Q20, the samples were analyzed by a modified method 537. QREP = Qualification Re-Evaluation Program. OMM = Operation, Maintenance, and Monitoring. PWS = Public Water Service. NJDEP = New Jersey Department of Environmental Protection.

**Table 2. Residential Granular Activated Carbon (GAC) Treatment System Results –
Chemours Chambers Works, Deepwater, New Jersey**

Field Sample ID	Date	PFOA	PFOS	PFNA	Comments
BED1	4/5/2021	<0.0020	<0.0020	<0.0020	
BED1	1/19/2021	<0.0020	<0.0020	<0.0020	
BED1	11/4/2020	<0.0020	<0.0020	<0.0020	
PT	8/17/2020	0.19	<0.0020	0.0053	
BED1	8/17/2020	<0.0020	<0.0020	<0.0020	
BED1	6/18/2020	<0.0020	<0.0020	<0.0020	
BED1	2/19/2020	<0.0020	<0.0020	<0.0020	
BED1	11/15/2019	<0.0020	<0.0020	<0.0020	
PT	9/12/2019	0.083	0.0020	0.0066	
BED1	9/12/2019	<0.0020	<0.0020	<0.0020	
BED1	5/8/2019	<0.0020	<0.0020	<0.0020	
BED1	3/14/2019	<0.0020	<0.0020	<0.0020	
BED1	12/5/2018	<0.0020	<0.0020	<0.0020	
PT	8/27/2018	0.14	<0.0020	0.0049	
BED1	8/27/2018	<0.0020	<0.0020	<0.0020	
BED1	5/1/2018	<0.0020	<0.0020	<0.0020	
BED1	2/21/2018	<0.0020 UJ	<0.0020 UJ	<0.0020 UJ	
BED1	12/12/2017	<0.0020	<0.0020	<0.0020	

Concentrations are in micrograms per liter (ug/L). Concentrations are rounded by the laboratory and reported to two significant figures. For samples collected prior to 10/1/2013, results for PFOA are reported under the following protocol: ND < LOD < NQ < LOQ where ND = Not Detected, NQ = Not Quantifiable, LOD = Limit of Detection, LOQ = Limit of Quantitation; the LOD/LOQ may have varied by instrument and quarter. For samples collected after 10/1/2013, samples are reported to a reporting limit (RL) of 0.0050 ug/L for PFOA. For samples collected after 6/30/2016, each target compound RL is 0.0020 ug/L. J = Analyte present, reported value may not be accurate or precise; UJ = Not detected, reporting limit may not be accurate or precise; B = Not detected substantially above the level reported in the laboratory or field blanks. Samples identified as BED1 were collected after the first carbon bed. Samples identified as BED2 were collected after the second carbon bed and represent the treated water. All other samples collected were prior to Chemours treatment. Samples identified with -D or -DUP are duplicate samples. Starting with the 3Q20 samples, the samples are analyzed by USEPA Method 537.1. Prior to 3Q20, the samples were analyzed by a modified method 537. QREP = Qualification Re-Evaluation Program. OMM = Operation, Maintenance, and Monitoring. PWS = Public Water Service. NJDEP = New Jersey Department of Environmental Protection.

**Table 2. Residential Granular Activated Carbon (GAC) Treatment System Results –
Chemours Chambers Works, Deepwater, New Jersey**

Field Sample ID	Date	PFOA	PFOS	PFNA	Comments
PT	9/20/2017	0.13	<0.0020	0.0046	
BED1	9/20/2017	<0.0020	<0.0020	<0.0020	
	7/21/2016	0.14	<0.0020	0.003	GAC installed 05/16/2017.
Location: 129					
BED1	10/26/2023	<0.0020	<0.0020	<0.0020	
PT	8/7/2023	0.063	0.0032	0.012	
BED1	8/7/2023	<0.0020	<0.0020	<0.0020	
BED1	5/4/2023	<0.0020	<0.0020	<0.0020	
BED1	2/8/2023	<0.0020	<0.0020	<0.0020	
BED1	11/10/2022	<0.0020	<0.0020	<0.0020	
PT	8/31/2022	0.057	0.0037	0.011	
BED1	8/31/2022	<0.0020	<0.0020	<0.0020	
BED1	5/26/2022	<0.0020	<0.0020	<0.0020	Carbon Changeout 03/23/2022 - 5yr.
BED1	2/28/2022	<0.0020	<0.0020	<0.0020	
BED1	11/29/2021	<0.0020	<0.0020	<0.0020	
PT	8/23/2021	0.057	0.0045	0.015	
BED1	8/23/2021	<0.0020	<0.0020	<0.0020	
BED1	6/4/2021	<0.0020	<0.0020	<0.0020	

Concentrations are in micrograms per liter (ug/L). Concentrations are rounded by the laboratory and reported to two significant figures. For samples collected prior to 10/1/2013, results for PFOA are reported under the following protocol: ND < LOD < NQ < LOQ where ND = Not Detected, NQ = Not Quantifiable, LOD = Limit of Detection, LOQ = Limit of Quantitation; the LOD/LOQ may have varied by instrument and quarter. For samples collected after 10/1/2013, samples are reported to a reporting limit (RL) of 0.0050 ug/L for PFOA. For samples collected after 6/30/2016, each target compound RL is 0.0020 ug/L. J = Analyte present, reported value may not be accurate or precise; UJ = Not detected, reporting limit may not be accurate or precise; B = Not detected substantially above the level reported in the laboratory or field blanks. Samples identified as BED1 were collected after the first carbon bed. Samples identified as BED2 were collected after the second carbon bed and represent the treated water. All other samples collected were prior to Chemours treatment. Samples identified with -D or -DUP are duplicate samples. Starting with the 3Q20 samples, the samples are analyzed by USEPA Method 537.1. Prior to 3Q20, the samples were analyzed by a modified method 537. QREP = Qualification Re-Evaluation Program. OMM = Operation, Maintenance, and Monitoring. PWS = Public Water Service. NJDEP = New Jersey Department of Environmental Protection.

**Table 2. Residential Granular Activated Carbon (GAC) Treatment System Results –
Chemours Chambers Works, Deepwater, New Jersey**

Field Sample ID	Date	PFOA	PFOS	PFNA	Comments
BED1	3/10/2021	<0.0020	<0.0020	<0.0020	
BED1	11/11/2020	<0.0020	<0.0020	<0.0020	
PT	9/16/2020	0.057	0.0038	0.0094	
BED1	9/16/2020	<0.0020	<0.0020	<0.0020	
BED1-DUP	9/16/2020	<0.0020	<0.0020	<0.0020	
BED1	6/26/2020	<0.0020	<0.0020	<0.0020	
BED1	3/16/2020	<0.0020	<0.0020	<0.0020	
BED1	11/25/2019	<0.0020	<0.0020	<0.0020	
PT	8/28/2019	0.066	0.0035	0.011	
BED1	8/28/2019	<0.0020	<0.0020	<0.0020	
BED1	5/16/2019	<0.0020	<0.0020	<0.0020	
BED1	3/14/2019	<0.0020	<0.0020	<0.0020	
BED1	12/6/2018	<0.0020	<0.0020	<0.0020	
PT	8/24/2018	0.073	0.0030	0.011	
BED1	8/24/2018	<0.0020	<0.0020	<0.0020	
BED1	5/17/2018	<0.0020	<0.0020	<0.0020	
BED1	3/22/2018	<0.0020	<0.0020	<0.0020	
BED1	12/21/2017	<0.0020	<0.0020	<0.0020	

Concentrations are in micrograms per liter (ug/L). Concentrations are rounded by the laboratory and reported to two significant figures. For samples collected prior to 10/1/2013, results for PFOA are reported under the following protocol: ND < LOD < NQ < LOQ where ND = Not Detected, NQ = Not Quantifiable, LOD = Limit of Detection, LOQ = Limit of Quantitation; the LOD/LOQ may have varied by instrument and quarter. For samples collected after 10/1/2013, samples are reported to a reporting limit (RL) of 0.0050 ug/L for PFOA. For samples collected after 6/30/2016, each target compound RL is 0.0020 ug/L. J = Analyte present, reported value may not be accurate or precise; UJ = Not detected, reporting limit may not be accurate or precise; B = Not detected substantially above the level reported in the laboratory or field blanks. Samples identified as BED1 were collected after the first carbon bed. Samples identified as BED2 were collected after the second carbon bed and represent the treated water. All other samples collected were prior to Chemours treatment. Samples identified with -D or -DUP are duplicate samples. Starting with the 3Q20 samples, the samples are analyzed by USEPA Method 537.1. Prior to 3Q20, the samples were analyzed by a modified method 537. QREP = Qualification Re-Evaluation Program. OMM = Operation, Maintenance, and Monitoring. PWS = Public Water Service. NJDEP = New Jersey Department of Environmental Protection.

**Table 2. Residential Granular Activated Carbon (GAC) Treatment System Results –
Chemours Chambers Works, Deepwater, New Jersey**

Field Sample ID	Date	PFOA	PFOS	PFNA	Comments
PT	9/21/2017	0.073	0.004	0.011	
BED1	9/21/2017	<0.0020	<0.0020	<0.0020	
BED1-DUP	9/21/2017	<0.0020	<0.0020	<0.0020	
BED1	6/28/2017	<0.0020	<0.0020	<0.0020	
	12/14/2016	0.068 J	0.0046 J	0.0079 J	GAC installed 02/17/2017.
-DUP	12/14/2016	0.067	0.0045	0.0077	GAC installed 02/17/2017.
Location: 133					
BED1	10/26/2023	<0.0020	<0.0020	<0.0020	
PT	8/3/2023	0.016	<0.0020	<0.0020	
BED1	8/3/2023	<0.0020	<0.0020	<0.0020	
BED1	4/20/2023	<0.0020	<0.0020	<0.0020	
BED1	1/25/2023	<0.0020	<0.0020	<0.0020	
BED1	10/20/2022	<0.0020	<0.0020	<0.0020	
PT	8/10/2022	0.014	<0.0020	<0.0020	
BED1	8/10/2022	<0.0020	<0.0020	<0.0020	
BED1	4/27/2022	<0.0020	<0.0020	<0.0020	
BED1	1/18/2022	<0.0020	<0.0020	<0.0020	
BED1-DUP	1/18/2022	<0.0020	<0.0020	<0.0020	

Concentrations are in micrograms per liter (ug/L). Concentrations are rounded by the laboratory and reported to two significant figures. For samples collected prior to 10/1/2013, results for PFOA are reported under the following protocol: ND < LOD < NQ < LOQ where ND = Not Detected, NQ = Not Quantifiable, LOD = Limit of Detection, LOQ = Limit of Quantitation; the LOD/LOQ may have varied by instrument and quarter. For samples collected after 10/1/2013, samples are reported to a reporting limit (RL) of 0.0050 ug/L for PFOA. For samples collected after 6/30/2016, each target compound RL is 0.0020 ug/L. J = Analyte present, reported value may not be accurate or precise; UJ = Not detected, reporting limit may not be accurate or precise; B = Not detected substantially above the level reported in the laboratory or field blanks. Samples identified as BED1 were collected after the first carbon bed. Samples identified as BED2 were collected after the second carbon bed and represent the treated water. All other samples collected were prior to Chemours treatment. Samples identified with -D or -DUP are duplicate samples. Starting with the 3Q20 samples, the samples are analyzed by USEPA Method 537.1. Prior to 3Q20, the samples were analyzed by a modified method 537. QREP = Qualification Re-Evaluation Program. OMM = Operation, Maintenance, and Monitoring. PWS = Public Water Service. NJDEP = New Jersey Department of Environmental Protection.

**Table 2. Residential Granular Activated Carbon (GAC) Treatment System Results –
Chemours Chambers Works, Deepwater, New Jersey**

Field Sample ID	Date	PFOA	PFOS	PFNA	Comments
BED1	10/13/2021	<0.0020	<0.0020	<0.0020	
PT	7/16/2021	0.013	<0.0020	<0.0020	
BED1	7/16/2021	<0.0020	<0.0020	<0.0020	
BED1-DUP	7/16/2021	<0.0020	<0.0020	<0.0020	
	3/17/2021	0.039	0.0051 J	0.0023	GAC installed 06/23/2021.
	2/3/2017	0.0045 J	<0.0020 U	<0.0020	
-DUP	2/3/2017	0.0043 J	<0.0020 U	<0.0020 U	
Location: 135					
BED1	11/21/2023	<0.0020	<0.0020	<0.0020	
PT	9/5/2023	0.086	<0.0020	0.0047	
BED1	9/5/2023	<0.0020	<0.0020	<0.0020	
BED1	6/12/2023	<0.0020	<0.0020	<0.0020	
BED1	3/13/2023	<0.0020	<0.0020	<0.0020	
BED1	12/8/2022	<0.0020	<0.0020	<0.0020	
PT	9/26/2022	0.074	<0.0020	0.0043	
BED1	9/26/2022	<0.0020	<0.0020	<0.0020	
BED1-DUP	9/26/2022	<0.0020	<0.0020	<0.0020	
BED1	4/25/2022	<0.0020	<0.0020	<0.0020	Carbon Changeout 03/15/2022 - 5yr.

Concentrations are in micrograms per liter (ug/L). Concentrations are rounded by the laboratory and reported to two significant figures. For samples collected prior to 10/1/2013, results for PFOA are reported under the following protocol: ND < LOD < NQ < LOQ where ND = Not Detected, NQ = Not Quantifiable, LOD = Limit of Detection, LOQ = Limit of Quantitation; the LOD/LOQ may have varied by instrument and quarter. For samples collected after 10/1/2013, samples are reported to a reporting limit (RL) of 0.0050 ug/L for PFOA. For samples collected after 6/30/2016, each target compound RL is 0.0020 ug/L. J = Analyte present, reported value may not be accurate or precise; UJ = Not detected, reporting limit may not be accurate or precise; B = Not detected substantially above the level reported in the laboratory or field blanks. Samples identified as BED1 were collected after the first carbon bed. Samples identified as BED2 were collected after the second carbon bed and represent the treated water. All other samples collected were prior to Chemours treatment. Samples identified with -D or -DUP are duplicate samples. Starting with the 3Q20 samples, the samples are analyzed by USEPA Method 537.1. Prior to 3Q20, the samples were analyzed by a modified method 537. QREP = Qualification Re-Evaluation Program. OMM = Operation, Maintenance, and Monitoring. PWS = Public Water Service. NJDEP = New Jersey Department of Environmental Protection.

**Table 2. Residential Granular Activated Carbon (GAC) Treatment System Results –
Chemours Chambers Works, Deepwater, New Jersey**

Field Sample ID	Date	PFOA	PFOS	PFNA	Comments
BED1	1/31/2022	<0.0020	<0.0020	<0.0020	
BED1	10/12/2021	<0.0020	<0.0020	<0.0020	
PT	7/20/2021	0.066	<0.0020	0.0029	
BED1	7/20/2021	<0.0020	<0.0020	<0.0020	
BED1	4/22/2021	<0.0020	<0.0020	<0.0020	
BED1	1/19/2021	<0.0020	<0.0020	<0.0020	
BED1-DUP	1/19/2021	<0.0020	<0.0020	<0.0020	
BED1	11/4/2020	<0.0020	<0.0020	<0.0020	
PT	8/17/2020	0.073	<0.0020	0.0038	
BED1	8/17/2020	<0.0020	<0.0020	<0.0020	
BED1	6/25/2020	<0.0020	<0.0020	<0.0020	
BED1	2/12/2020	<0.0020	<0.0020	<0.0020	
BED1	11/11/2019	<0.0020	<0.0020	<0.0020	
PT	9/6/2019	0.091	<0.0020	0.0034	
BED1	9/6/2019	<0.0020	<0.0020	<0.0020	
BED1-DUP	9/6/2019	<0.0020	<0.0020	<0.0020	
BED1	6/27/2019	<0.0020	<0.0020	<0.0020	
BED1	3/25/2019	<0.0020	<0.0020	<0.0020	

Concentrations are in micrograms per liter (ug/L). Concentrations are rounded by the laboratory and reported to two significant figures. For samples collected prior to 10/1/2013, results for PFOA are reported under the following protocol: ND < LOD < NQ < LOQ where ND = Not Detected, NQ = Not Quantifiable, LOD = Limit of Detection, LOQ = Limit of Quantitation; the LOD/LOQ may have varied by instrument and quarter. For samples collected after 10/1/2013, samples are reported to a reporting limit (RL) of 0.0050 ug/L for PFOA. For samples collected after 6/30/2016, each target compound RL is 0.0020 ug/L. J = Analyte present, reported value may not be accurate or precise; UJ = Not detected, reporting limit may not be accurate or precise; B = Not detected substantially above the level reported in the laboratory or field blanks. Samples identified as BED1 were collected after the first carbon bed. Samples identified as BED2 were collected after the second carbon bed and represent the treated water. All other samples collected were prior to Chemours treatment. Samples identified with -D or -DUP are duplicate samples. Starting with the 3Q20 samples, the samples are analyzed by USEPA Method 537.1. Prior to 3Q20, the samples were analyzed by a modified method 537. QREP = Qualification Re-Evaluation Program. OMM = Operation, Maintenance, and Monitoring. PWS = Public Water Service. NJDEP = New Jersey Department of Environmental Protection.

**Table 2. Residential Granular Activated Carbon (GAC) Treatment System Results –
Chemours Chambers Works, Deepwater, New Jersey**

Field Sample ID	Date	PFOA	PFOS	PFNA	Comments
BED1	11/12/2018	<0.0020	<0.0020	<0.0020	
PT	8/20/2018	0.10	0.0021	0.0034	
BED1	8/20/2018	<0.0020	<0.0020	<0.0020	
BED1	5/22/2018	<0.0020	<0.0020	<0.0020	
BED1	3/20/2018	<0.0020	<0.0020	<0.0020	
BED1	12/12/2017	0.12	0.0025	0.0039	
BED2	12/12/2017	<0.0020	<0.0020	<0.0020	
PT	9/20/2017	0.12	0.0026	0.0032	
BED1	9/20/2017	<0.0020	<0.0020	<0.0020	
BED1	6/27/2017	<0.0020	<0.0020	<0.0020	
	2/3/2017	0.13 J	0.0032 J	0.0031	GAC installed 03/29/2017.
Location: 136					
BED1	11/9/2023	<0.0020	<0.0020	<0.0020	
PT	8/14/2023	0.064	<0.0020	0.0041	
BED1	8/14/2023	<0.0020 UJ	<0.0020 UJ	<0.0020 UJ	
BED1	5/16/2023	<0.0020	<0.0020	<0.0020	
BED1	2/28/2023	<0.0020	<0.0020	<0.0020	
BED1	12/1/2022	<0.0020	<0.0020	<0.0020	

Concentrations are in micrograms per liter (ug/L). Concentrations are rounded by the laboratory and reported to two significant figures. For samples collected prior to 10/1/2013, results for PFOA are reported under the following protocol: ND < LOD < NQ < LOQ where ND = Not Detected, NQ = Not Quantifiable, LOD = Limit of Detection, LOQ = Limit of Quantitation; the LOD/LOQ may have varied by instrument and quarter. For samples collected after 10/1/2013, samples are reported to a reporting limit (RL) of 0.0050 ug/L for PFOA. For samples collected after 6/30/2016, each target compound RL is 0.0020 ug/L. J = Analyte present, reported value may not be accurate or precise; UJ = Not detected, reporting limit may not be accurate or precise; B = Not detected substantially above the level reported in the laboratory or field blanks. Samples identified as BED1 were collected after the first carbon bed. Samples identified as BED2 were collected after the second carbon bed and represent the treated water. All other samples collected were prior to Chemours treatment. Samples identified with -D or -DUP are duplicate samples. Starting with the 3Q20 samples, the samples are analyzed by USEPA Method 537.1. Prior to 3Q20, the samples were analyzed by a modified method 537. QREP = Qualification Re-Evaluation Program. OMM = Operation, Maintenance, and Monitoring. PWS = Public Water Service. NJDEP = New Jersey Department of Environmental Protection.

**Table 2. Residential Granular Activated Carbon (GAC) Treatment System Results –
Chemours Chambers Works, Deepwater, New Jersey**

Field Sample ID	Date	PFOA	PFOS	PFNA	Comments
PT	9/27/2022	0.045	<0.0020	0.0028	Carbon Changeout 08/18/2022 - 5yr.
BED1	9/27/2022	<0.0020	<0.0020	<0.0020	Carbon Changeout 08/18/2022 - 5yr.
BED1	4/27/2022	<0.0020	<0.0020	<0.0020	
BED1	2/1/2022	<0.0020	<0.0020	<0.0020	
BED1	11/3/2021	<0.0020	<0.0020	<0.0020	
PT	8/17/2021	0.055	<0.0020	0.0026	
BED1	8/17/2021	<0.0020	<0.0020	<0.0020	
BED1	5/10/2021	<0.0020	<0.0020	<0.0020	
BED1	2/12/2021	<0.0020	<0.0020	<0.0020	
BED1	11/30/2020	<0.0020	<0.0020	<0.0020	
PT	8/3/2020	0.052	<0.002	0.0035	
BED1	8/3/2020	<0.002	<0.002	<0.002	
BED1	6/4/2020	<0.0020	<0.0020	<0.0020	
BED1	1/29/2020	<0.0020	<0.0020	<0.0020	
BED1	10/16/2019	<0.0020	<0.0020	<0.0020	
PT	7/30/2019	0.046	<0.0020	0.0026	
BED1	7/30/2019	<0.0020	<0.0020	<0.0020	
BED1	4/22/2019	<0.0020	<0.0020	<0.0020	

Concentrations are in micrograms per liter (ug/L). Concentrations are rounded by the laboratory and reported to two significant figures. For samples collected prior to 10/1/2013, results for PFOA are reported under the following protocol: ND < LOD < NQ < LOQ where ND = Not Detected, NQ = Not Quantifiable, LOD = Limit of Detection, LOQ = Limit of Quantitation; the LOD/LOQ may have varied by instrument and quarter. For samples collected after 10/1/2013, samples are reported to a reporting limit (RL) of 0.0050 ug/L for PFOA. For samples collected after 6/30/2016, each target compound RL is 0.0020 ug/L. J = Analyte present, reported value may not be accurate or precise; UJ = Not detected, reporting limit may not be accurate or precise; B = Not detected substantially above the level reported in the laboratory or field blanks. Samples identified as BED1 were collected after the first carbon bed. Samples identified as BED2 were collected after the second carbon bed and represent the treated water. All other samples collected were prior to Chemours treatment. Samples identified with -D or -DUP are duplicate samples. Starting with the 3Q20 samples, the samples are analyzed by USEPA Method 537.1. Prior to 3Q20, the samples were analyzed by a modified method 537. QREP = Qualification Re-Evaluation Program. OMM = Operation, Maintenance, and Monitoring. PWS = Public Water Service. NJDEP = New Jersey Department of Environmental Protection.

**Table 2. Residential Granular Activated Carbon (GAC) Treatment System Results –
Chemours Chambers Works, Deepwater, New Jersey**

Field Sample ID	Date	PFOA	PFOS	PFNA	Comments
BED1	2/11/2019	<0.0020	<0.0020	<0.0020	
BED1	11/13/2018	<0.0020	<0.0020	<0.0020	
PT	8/28/2018	0.052	<0.0020	<0.0020	
BED1	8/28/2018	<0.0020	<0.0020	<0.0020	
BED1	5/21/2018	<0.0020	<0.0020	<0.0020	
BED1	3/14/2018	<0.0020	<0.0020	<0.0020	
BED1	12/12/2017	<0.0020	<0.0020	<0.0020	
PT	9/29/2017	0.055	<0.0020	<0.0020	Carbon Changeout 08/23/2017 - Fe.
BED1	9/29/2017	<0.0020	<0.0020	<0.0020	Carbon Changeout 08/23/2017 - Fe.
BED1	6/23/2017	<0.0020	<0.0020	<0.0020	
	2/3/2017	0.045 J	<0.0020 U	<0.0020 U	GAC installed 03/07/2017.
Location: 140					
BED1	10/18/2023	<0.0020	<0.0020	<0.0020	
PT	8/1/2023	0.040	0.0079	0.013	
BED1	8/1/2023	<0.0020	<0.0020	<0.0020	
BED1	5/4/2023	<0.0020	<0.0020	<0.0020	
BED1	2/1/2023	<0.0020	<0.0020	<0.0020	
BED1	11/1/2022	<0.0020	<0.0020	<0.0020	

Concentrations are in micrograms per liter (ug/L). Concentrations are rounded by the laboratory and reported to two significant figures. For samples collected prior to 10/1/2013, results for PFOA are reported under the following protocol: ND < LOD < NQ < LOQ where ND = Not Detected, NQ = Not Quantifiable, LOD = Limit of Detection, LOQ = Limit of Quantitation; the LOD/LOQ may have varied by instrument and quarter. For samples collected after 10/1/2013, samples are reported to a reporting limit (RL) of 0.0050 ug/L for PFOA. For samples collected after 6/30/2016, each target compound RL is 0.0020 ug/L. J = Analyte present, reported value may not be accurate or precise; UJ = Not detected, reporting limit may not be accurate or precise; B = Not detected substantially above the level reported in the laboratory or field blanks. Samples identified as BED1 were collected after the first carbon bed. Samples identified as BED2 were collected after the second carbon bed and represent the treated water. All other samples collected were prior to Chemours treatment. Samples identified with -D or -DUP are duplicate samples. Starting with the 3Q20 samples, the samples are analyzed by USEPA Method 537.1. Prior to 3Q20, the samples were analyzed by a modified method 537. QREP = Qualification Re-Evaluation Program. OMM = Operation, Maintenance, and Monitoring. PWS = Public Water Service. NJDEP = New Jersey Department of Environmental Protection.

**Table 2. Residential Granular Activated Carbon (GAC) Treatment System Results –
Chemours Chambers Works, Deepwater, New Jersey**

Field Sample ID	Date	PFOA	PFOS	PFNA	Comments
PT	8/22/2022	0.049	0.011	0.016	
BED1	8/22/2022	<0.0020	<0.0020	<0.0020	
BED1	4/27/2022	<0.0020	<0.0020	<0.0020	Carbon Changeout 04/27/2022 - 5yr.
BED1	3/2/2022	0.0021	<0.0020	<0.0020	
BED2	3/2/2022	<0.0020	<0.0020	<0.0020	
BED1	11/8/2021	0.0053	<0.0020	<0.0020	
BED1-DUP	11/8/2021	0.0042	<0.0020	<0.0020	
BED2	11/8/2021	<0.0020	<0.0020	<0.0020	
PT	7/23/2021	0.049	0.011	0.017	
BED1	7/23/2021	0.0056	<0.0020	<0.0020	
BED2	7/23/2021	<0.0020	<0.0020	<0.0020	
BED1	5/5/2021	0.0045	<0.0020	<0.0020	
BED2	5/5/2021	<0.0020	<0.0020	<0.0020	
BED1	2/10/2021	0.0065	<0.0020	<0.0020	
BED2	2/10/2021	<0.0020	<0.0020	<0.0020	
BED1	11/9/2020	0.0021	<0.0020	<0.0020	
PT	9/9/2020	0.063	0.011	0.019	
BED1	9/9/2020	<0.0020	<0.0020	<0.0020	

Concentrations are in micrograms per liter (ug/L). Concentrations are rounded by the laboratory and reported to two significant figures. For samples collected prior to 10/1/2013, results for PFOA are reported under the following protocol: ND < LOD < NQ < LOQ where ND = Not Detected, NQ = Not Quantifiable, LOD = Limit of Detection, LOQ = Limit of Quantitation; the LOD/LOQ may have varied by instrument and quarter. For samples collected after 10/1/2013, samples are reported to a reporting limit (RL) of 0.0050 ug/L for PFOA. For samples collected after 6/30/2016, each target compound RL is 0.0020 ug/L. J = Analyte present, reported value may not be accurate or precise; UJ = Not detected, reporting limit may not be accurate or precise; B = Not detected substantially above the level reported in the laboratory or field blanks. Samples identified as BED1 were collected after the first carbon bed. Samples identified as BED2 were collected after the second carbon bed and represent the treated water. All other samples collected were prior to Chemours treatment. Samples identified with -D or -DUP are duplicate samples. Starting with the 3Q20 samples, the samples are analyzed by USEPA Method 537.1. Prior to 3Q20, the samples were analyzed by a modified method 537. QREP = Qualification Re-Evaluation Program. OMM = Operation, Maintenance, and Monitoring. PWS = Public Water Service. NJDEP = New Jersey Department of Environmental Protection.

**Table 2. Residential Granular Activated Carbon (GAC) Treatment System Results –
Chemours Chambers Works, Deepwater, New Jersey**

Field Sample ID	Date	PFOA	PFOS	PFNA	Comments
BED1	6/26/2020	<0.0020	<0.0020	<0.0020	
BED1	3/11/2020	<0.0020	<0.0020	<0.0020	
BED1	12/4/2019	<0.0020	<0.0020	<0.0020	
PT	9/13/2019	0.078	0.012	0.020	
BED1	9/13/2019	<0.0020	<0.0020	<0.0020	
BED1-DUP	9/13/2019	<0.0020	<0.0020	<0.0020	
BED1	4/26/2019	<0.0020	<0.0020	<0.0020	
BED1	2/15/2019	<0.0020	<0.0020	<0.0020	
BED1	11/13/2018	<0.0020	<0.0020	<0.0020	
PT	9/17/2018	0.060	0.011	0.015	
BED1	9/17/2018	<0.0020	<0.0020	<0.0020	
BED1	6/15/2018	<0.0020	<0.0020	<0.0020	
BED1	3/6/2018	<0.0020	<0.0020	<0.0020	
BED1	12/15/2017	<0.0020	<0.0020	<0.0020	
PT	9/29/2017	0.077	0.009	0.012	
BED1	9/29/2017	<0.0020	<0.0020	<0.0020	
	2/14/2017	0.088	0.01	0.014	GAC installed 04/19/2017.

Concentrations are in micrograms per liter (ug/L). Concentrations are rounded by the laboratory and reported to two significant figures. For samples collected prior to 10/1/2013, results for PFOA are reported under the following protocol: ND < LOD < NQ < LOQ where ND = Not Detected, NQ = Not Quantifiable, LOD = Limit of Detection, LOQ = Limit of Quantitation; the LOD/LOQ may have varied by instrument and quarter. For samples collected after 10/1/2013, samples are reported to a reporting limit (RL) of 0.0050 ug/L for PFOA. For samples collected after 6/30/2016, each target compound RL is 0.0020 ug/L. J = Analyte present, reported value may not be accurate or precise; UJ = Not detected, reporting limit may not be accurate or precise; B = Not detected substantially above the level reported in the laboratory or field blanks. Samples identified as BED1 were collected after the first carbon bed. Samples identified as BED2 were collected after the second carbon bed and represent the treated water. All other samples collected were prior to Chemours treatment. Samples identified with -D or -DUP are duplicate samples. Starting with the 3Q20 samples, the samples are analyzed by USEPA Method 537.1. Prior to 3Q20, the samples were analyzed by a modified method 537. QREP = Qualification Re-Evaluation Program. OMM = Operation, Maintenance, and Monitoring. PWS = Public Water Service. NJDEP = New Jersey Department of Environmental Protection.

**Table 2. Residential Granular Activated Carbon (GAC) Treatment System Results –
Chemours Chambers Works, Deepwater, New Jersey**

Field Sample ID	Date	PFOA	PFOS	PFNA	Comments
Location: 142					
BED1	10/30/2023	<0.0020	<0.0020	<0.0020	
PT	7/11/2023	0.055	<0.0020	0.0043	
BED1	7/11/2023	<0.0020	<0.0020	<0.0020	
BED1	4/10/2023	<0.0020	<0.0020	<0.0020	
BED1-DUP	4/10/2023	<0.0020	<0.0020	<0.0020	
BED1	1/16/2023	<0.0020	<0.0020	<0.0020	
BED1	10/5/2022	<0.0020	<0.0020	<0.0020	
PT	7/19/2022	0.054	<0.0020	0.0039	
BED1	7/19/2022	<0.0020	<0.0020	<0.0020	
BED1	4/13/2022	<0.0020	<0.0020	<0.0020	Carbon Changeout 03/10/2022 - 5yr.
BED1	1/19/2022	<0.0020	<0.0020	<0.0020	
BED1	10/19/2021	<0.0020	<0.0020	<0.0020	
PT	8/2/2021	0.0056	<0.0020	<0.0020	
BED1	8/2/2021	<0.0020	<0.0020	<0.0020	
BED1	5/4/2021	<0.0020	<0.0020	<0.0020	
BED1	2/4/2021	<0.0020	<0.0020	<0.0020	
BED1	10/27/2020	<0.0020	<0.0020	<0.0020	

Concentrations are in micrograms per liter (ug/L). Concentrations are rounded by the laboratory and reported to two significant figures. For samples collected prior to 10/1/2013, results for PFOA are reported under the following protocol: ND < LOD < NQ < LOQ where ND = Not Detected, NQ = Not Quantifiable, LOD = Limit of Detection, LOQ = Limit of Quantitation; the LOD/LOQ may have varied by instrument and quarter. For samples collected after 10/1/2013, samples are reported to a reporting limit (RL) of 0.0050 ug/L for PFOA. For samples collected after 6/30/2016, each target compound RL is 0.0020 ug/L. J = Analyte present, reported value may not be accurate or precise; UJ = Not detected, reporting limit may not be accurate or precise; B = Not detected substantially above the level reported in the laboratory or field blanks. Samples identified as BED1 were collected after the first carbon bed. Samples identified as BED2 were collected after the second carbon bed and represent the treated water. All other samples collected were prior to Chemours treatment. Samples identified with -D or -DUP are duplicate samples. Starting with the 3Q20 samples, the samples are analyzed by USEPA Method 537.1. Prior to 3Q20, the samples were analyzed by a modified method 537. QREP = Qualification Re-Evaluation Program. OMM = Operation, Maintenance, and Monitoring. PWS = Public Water Service. NJDEP = New Jersey Department of Environmental Protection.

**Table 2. Residential Granular Activated Carbon (GAC) Treatment System Results –
Chemours Chambers Works, Deepwater, New Jersey**

Field Sample ID	Date	PFOA	PFOS	PFNA	Comments
PT	8/26/2020	0.053	<0.0020	0.0042	
BED1	8/26/2020	<0.0020	<0.0020	<0.0020	
BED1	6/17/2020	<0.0020	<0.0020	<0.0020	
BED1	2/5/2020	<0.0020	<0.0020	<0.0020	
BED1	10/24/2019	<0.0020	<0.0020	<0.0020	
PT	8/20/2019	0.068	<0.0020	0.0037	
BED1	8/20/2019	<0.0020	<0.0020	<0.0020	
BED1	4/26/2019	<0.0020	<0.0020	<0.0020	
BED1	2/25/2019	<0.0020	<0.0020	<0.0020	
BED1	11/27/2018	<0.0020	<0.0020	<0.0020	
PT	8/2/2018	0.071	<0.0020	0.0048	
BED1	8/2/2018	<0.0020	<0.0020	<0.0020	
BED1	5/8/2018	<0.0020	<0.0020	<0.0020	
BED1	2/22/2018	<0.0020 UJ	<0.0020 UJ	<0.0020 UJ	
BED1	12/12/2017	<0.0020	<0.0020	<0.0020	
PT	9/7/2017	0.13	0.006	0.031	
BED1	9/7/2017	<0.0020	<0.0020	<0.0020	
BED1	6/27/2017	<0.0020	<0.0020	<0.0020	

Concentrations are in micrograms per liter (ug/L). Concentrations are rounded by the laboratory and reported to two significant figures. For samples collected prior to 10/1/2013, results for PFOA are reported under the following protocol: ND < LOD < NQ < LOQ where ND = Not Detected, NQ = Not Quantifiable, LOD = Limit of Detection, LOQ = Limit of Quantitation; the LOD/LOQ may have varied by instrument and quarter. For samples collected after 10/1/2013, samples are reported to a reporting limit (RL) of 0.0050 ug/L for PFOA. For samples collected after 6/30/2016, each target compound RL is 0.0020 ug/L. J = Analyte present, reported value may not be accurate or precise; UJ = Not detected, reporting limit may not be accurate or precise; B = Not detected substantially above the level reported in the laboratory or field blanks. Samples identified as BED1 were collected after the first carbon bed. Samples identified as BED2 were collected after the second carbon bed and represent the treated water. All other samples collected were prior to Chemours treatment. Samples identified with -D or -DUP are duplicate samples. Starting with the 3Q20 samples, the samples are analyzed by USEPA Method 537.1. Prior to 3Q20, the samples were analyzed by a modified method 537. QREP = Qualification Re-Evaluation Program. OMM = Operation, Maintenance, and Monitoring. PWS = Public Water Service. NJDEP = New Jersey Department of Environmental Protection.

**Table 2. Residential Granular Activated Carbon (GAC) Treatment System Results –
Chemours Chambers Works, Deepwater, New Jersey**

Field Sample ID	Date	PFOA	PFOS	PFNA	Comments
	2/14/2017	0.082	<0.0020	0.0023	GAC installed 03/22/2017.
Location: 149					
BED1	12/15/2023	<0.0020	<0.0020	<0.0020	
BED1-DUP	12/15/2023	<0.0020	<0.0020	<0.0020	
PT	9/6/2023	0.059	0.0044	0.0033	
BED1	9/6/2023	<0.0020	<0.0020	<0.0020	
BED1	6/8/2023	<0.0020	<0.0020	<0.0020	
BED1	2/16/2023	<0.0020	<0.0020	<0.0020	
BED1-DUP	2/16/2023	<0.0020	<0.0020	<0.0020	
BED1	11/2/2022	<0.0020	<0.0020	<0.0020	
BED1-DUP	11/2/2022	<0.0020	<0.0020	<0.0020	
PT	8/29/2022	0.059	0.0029	0.0027	
BED1	8/29/2022	<0.0020	<0.0020	<0.0020	
BED1-DUP	8/29/2022	<0.0020	<0.0020	<0.0020	
BED1	5/12/2022	<0.0020 UJ	<0.0020 UJ	<0.0020 UJ	Carbon Changeout 05/12/2022 - 5yr.
BED1	2/16/2022	<0.0020	<0.0020	<0.0020	
BED1-DUP	2/16/2022	<0.0020	<0.0020	<0.0020	
BED1	11/17/2021	<0.0020	<0.0020	<0.0020	

Concentrations are in micrograms per liter (ug/L). Concentrations are rounded by the laboratory and reported to two significant figures. For samples collected prior to 10/1/2013, results for PFOA are reported under the following protocol: ND < LOD < NQ < LOQ where ND = Not Detected, NQ = Not Quantifiable, LOD = Limit of Detection, LOQ = Limit of Quantitation; the LOD/LOQ may have varied by instrument and quarter. For samples collected after 10/1/2013, samples are reported to a reporting limit (RL) of 0.0050 ug/L for PFOA. For samples collected after 6/30/2016, each target compound RL is 0.0020 ug/L. J = Analyte present, reported value may not be accurate or precise; UJ = Not detected, reporting limit may not be accurate or precise; B = Not detected substantially above the level reported in the laboratory or field blanks. Samples identified as BED1 were collected after the first carbon bed. Samples identified as BED2 were collected after the second carbon bed and represent the treated water. All other samples collected were prior to Chemours treatment. Samples identified with -D or -DUP are duplicate samples. Starting with the 3Q20 samples, the samples are analyzed by USEPA Method 537.1. Prior to 3Q20, the samples were analyzed by a modified method 537. QREP = Qualification Re-Evaluation Program. OMM = Operation, Maintenance, and Monitoring. PWS = Public Water Service. NJDEP = New Jersey Department of Environmental Protection.

**Table 2. Residential Granular Activated Carbon (GAC) Treatment System Results –
Chemours Chambers Works, Deepwater, New Jersey**

Field Sample ID	Date	PFOA	PFOS	PFNA	Comments
BED1-DUP	11/17/2021	<0.0020	<0.0020	<0.0020	
PT	8/23/2021	0.065	0.0060	0.0041	
BED1	8/23/2021	<0.0020	<0.0020	<0.0020	
BED1	5/24/2021	<0.0020	<0.0020	<0.0020	
BED1	3/10/2021	<0.0020	<0.0020	<0.0020	
BED1	10/21/2020	<0.0020	<0.0020	<0.0020	
PT	8/11/2020	0.064	0.0041	0.0029	
BED1	8/11/2020	<0.0020	<0.0020	<0.0020	
BED1	6/5/2020	<0.0020	<0.0020	<0.0020	
BED1	2/5/2020	<0.0020	<0.0020	<0.0020	
BED1	10/25/2019	<0.0020	<0.0020	<0.0020	
PT	8/1/2019	0.072	0.0049	0.0037	
BED1	8/1/2019	<0.0020	<0.0020	<0.0020	
BED1	4/23/2019	<0.0020	<0.0020	<0.0020	
BED1	2/15/2019	<0.0020	<0.0020	<0.0020	
BED1-DUP	2/15/2019	<0.0020	<0.0020	<0.0020	
BED1	11/14/2018	<0.0020	<0.0020	<0.0020	
BED1-DUP	11/14/2018	<0.0020	<0.0020	<0.0020	

Concentrations are in micrograms per liter (ug/L). Concentrations are rounded by the laboratory and reported to two significant figures. For samples collected prior to 10/1/2013, results for PFOA are reported under the following protocol: ND < LOD < NQ < LOQ where ND = Not Detected, NQ = Not Quantifiable, LOD = Limit of Detection, LOQ = Limit of Quantitation; the LOD/LOQ may have varied by instrument and quarter. For samples collected after 10/1/2013, samples are reported to a reporting limit (RL) of 0.0050 ug/L for PFOA. For samples collected after 6/30/2016, each target compound RL is 0.0020 ug/L. J = Analyte present, reported value may not be accurate or precise; UJ = Not detected, reporting limit may not be accurate or precise; B = Not detected substantially above the level reported in the laboratory or field blanks. Samples identified as BED1 were collected after the first carbon bed. Samples identified as BED2 were collected after the second carbon bed and represent the treated water. All other samples collected were prior to Chemours treatment. Samples identified with -D or -DUP are duplicate samples. Starting with the 3Q20 samples, the samples are analyzed by USEPA Method 537.1. Prior to 3Q20, the samples were analyzed by a modified method 537. QREP = Qualification Re-Evaluation Program. OMM = Operation, Maintenance, and Monitoring. PWS = Public Water Service. NJDEP = New Jersey Department of Environmental Protection.

**Table 2. Residential Granular Activated Carbon (GAC) Treatment System Results –
Chemours Chambers Works, Deepwater, New Jersey**

Field Sample ID	Date	PFOA	PFOS	PFNA	Comments
PT	9/17/2018	0.065	0.0092	0.0048	
BED1	9/17/2018	<0.0020	<0.0020	<0.0020	
BED1-DUP	9/17/2018	<0.0020	<0.0020	<0.0020	
BED1	6/25/2018	<0.0020	<0.0020	<0.0020	
BED1-DUP	6/25/2018	<0.0020	<0.0020	<0.0020	
BED1	3/23/2018	<0.0020	<0.0020	<0.0020	
BED1-DUP	3/23/2018	<0.0020	<0.0020	<0.0020	
BED1	12/15/2017	<0.0020	<0.0020	<0.0020	
BED1-DUP	12/15/2017	<0.0020	<0.0020	<0.0020	
PT	9/20/2017	0.072	0.0091	0.0064	
BED1	9/20/2017	<0.0020	<0.0020	<0.0020	
	2/20/2017	0.061	0.0083	0.0038	GAC installed 04/21/2017.
-DUP	2/20/2017	0.06	0.0085	0.0036	GAC installed 04/21/2017.
Location: 154					
BED1	10/23/2023	<0.0020	<0.0020	<0.0020	
BED1-DUP	10/23/2023	<0.0020	<0.0020	<0.0020	
PT	7/19/2023	0.040	0.0027	0.0072	
BED1	7/19/2023	<0.0020	<0.0020	<0.0020	

Concentrations are in micrograms per liter (ug/L). Concentrations are rounded by the laboratory and reported to two significant figures. For samples collected prior to 10/1/2013, results for PFOA are reported under the following protocol: ND < LOD < NQ < LOQ where ND = Not Detected, NQ = Not Quantifiable, LOD = Limit of Detection, LOQ = Limit of Quantitation; the LOD/LOQ may have varied by instrument and quarter. For samples collected after 10/1/2013, samples are reported to a reporting limit (RL) of 0.0050 ug/L for PFOA. For samples collected after 6/30/2016, each target compound RL is 0.0020 ug/L. J = Analyte present, reported value may not be accurate or precise; UJ = Not detected, reporting limit may not be accurate or precise; B = Not detected substantially above the level reported in the laboratory or field blanks. Samples identified as BED1 were collected after the first carbon bed. Samples identified as BED2 were collected after the second carbon bed and represent the treated water. All other samples collected were prior to Chemours treatment. Samples identified with -D or -DUP are duplicate samples. Starting with the 3Q20 samples, the samples are analyzed by USEPA Method 537.1. Prior to 3Q20, the samples were analyzed by a modified method 537. QREP = Qualification Re-Evaluation Program. OMM = Operation, Maintenance, and Monitoring. PWS = Public Water Service. NJDEP = New Jersey Department of Environmental Protection.

**Table 2. Residential Granular Activated Carbon (GAC) Treatment System Results –
Chemours Chambers Works, Deepwater, New Jersey**

Field Sample ID	Date	PFOA	PFOS	PFNA	Comments
BED1	4/17/2023	<0.0020	<0.0020	<0.0020	
BED1-DUP	4/17/2023	<0.0020	<0.0020	<0.0020	
BED1	1/31/2023	<0.0020	<0.0020	<0.0020	
PT	10/19/2022	0.078	0.0039	0.012	
BED1	10/19/2022	<0.0020	<0.0020	<0.0020	
BED1	8/11/2022	<0.0020	<0.0020	<0.0020	Carbon Changeout 08/09/2022 - 5yr.
BED1	6/29/2022	<0.0020	<0.0020	<0.0020	
BED1	3/22/2022	<0.0020	<0.0020	<0.0020	
BED1-DUP	3/22/2022	<0.0020	<0.0020	<0.0020	
BED1	12/9/2021	<0.0020	<0.0020	<0.0020	
PT	9/15/2021	0.055	0.0020	0.0084	
BED1	9/15/2021	<0.0020	<0.0020	<0.0020	
BED1-DUP	9/15/2021	<0.0020	<0.0020	<0.0020	
BED1	6/14/2021	<0.0020	<0.0020	<0.0020	
BED1-DUP	6/14/2021	<0.0020	<0.0020	<0.0020	
BED1	3/12/2021	<0.0020	<0.0020	<0.0020	
BED1	11/19/2020	<0.0020	<0.0020	<0.0020	
PT	8/17/2020	0.055	0.0021	0.0073	

Concentrations are in micrograms per liter (ug/L). Concentrations are rounded by the laboratory and reported to two significant figures. For samples collected prior to 10/1/2013, results for PFOA are reported under the following protocol: ND < LOD < NQ < LOQ where ND = Not Detected, NQ = Not Quantifiable, LOD = Limit of Detection, LOQ = Limit of Quantitation; the LOD/LOQ may have varied by instrument and quarter. For samples collected after 10/1/2013, samples are reported to a reporting limit (RL) of 0.0050 ug/L for PFOA. For samples collected after 6/30/2016, each target compound RL is 0.0020 ug/L. J = Analyte present, reported value may not be accurate or precise; UJ = Not detected, reporting limit may not be accurate or precise; B = Not detected substantially above the level reported in the laboratory or field blanks. Samples identified as BED1 were collected after the first carbon bed. Samples identified as BED2 were collected after the second carbon bed and represent the treated water. All other samples collected were prior to Chemours treatment. Samples identified with -D or -DUP are duplicate samples. Starting with the 3Q20 samples, the samples are analyzed by USEPA Method 537.1. Prior to 3Q20, the samples were analyzed by a modified method 537. QREP = Qualification Re-Evaluation Program. OMM = Operation, Maintenance, and Monitoring. PWS = Public Water Service. NJDEP = New Jersey Department of Environmental Protection.

**Table 2. Residential Granular Activated Carbon (GAC) Treatment System Results –
Chemours Chambers Works, Deepwater, New Jersey**

Field Sample ID	Date	PFOA	PFOS	PFNA	Comments
BED1	8/17/2020	<0.0020	<0.0020	<0.0020	
BED1	6/4/2020	<0.0020	<0.0020	<0.0020	
BED1	1/22/2020	<0.0020	<0.0020	<0.0020	
PT	9/19/2019	0.060	0.0022	0.0069	
BED1	9/19/2019	<0.0020	<0.0020	<0.0020	
BED1	6/7/2019	<0.0020	<0.0020	<0.0020	
BED1-DUP	6/7/2019	<0.0020	<0.0020	<0.0020	
BED1	3/12/2019	<0.0020	<0.0020	<0.0020	
BED1	11/28/2018	<0.0020	<0.0020	<0.0020	
PT	9/13/2018	0.063	0.0024	0.0061	
BED1	9/13/2018	<0.0020	<0.0020	<0.0020	
BED1	6/5/2018	<0.0020	<0.0020	<0.0020	
BED1	3/23/2018	<0.0020	<0.0020	<0.0020	
BED1	12/14/2017	<0.0020	<0.0020	<0.0020	
PT	9/6/2017	0.062	0.0027	0.0059	
BED1	9/6/2017	<0.0020	<0.0020	<0.0020	
	2/27/2017	0.059	0.0027	0.0053	GAC installed 04/03/2017.

Concentrations are in micrograms per liter (ug/L). Concentrations are rounded by the laboratory and reported to two significant figures. For samples collected prior to 10/1/2013, results for PFOA are reported under the following protocol: ND < LOD < NQ < LOQ where ND = Not Detected, NQ = Not Quantifiable, LOD = Limit of Detection, LOQ = Limit of Quantitation; the LOD/LOQ may have varied by instrument and quarter. For samples collected after 10/1/2013, samples are reported to a reporting limit (RL) of 0.0050 ug/L for PFOA. For samples collected after 6/30/2016, each target compound RL is 0.0020 ug/L. J = Analyte present, reported value may not be accurate or precise; UJ = Not detected, reporting limit may not be accurate or precise; B = Not detected substantially above the level reported in the laboratory or field blanks. Samples identified as BED1 were collected after the first carbon bed. Samples identified as BED2 were collected after the second carbon bed and represent the treated water. All other samples collected were prior to Chemours treatment. Samples identified with -D or -DUP are duplicate samples. Starting with the 3Q20 samples, the samples are analyzed by USEPA Method 537.1. Prior to 3Q20, the samples were analyzed by a modified method 537. QREP = Qualification Re-Evaluation Program. OMM = Operation, Maintenance, and Monitoring. PWS = Public Water Service. NJDEP = New Jersey Department of Environmental Protection.

**Table 2. Residential Granular Activated Carbon (GAC) Treatment System Results –
Chemours Chambers Works, Deepwater, New Jersey**

Field Sample ID	Date	PFOA	PFOS	PFNA	Comments
Location: 155					
BED1	10/18/2023	<0.0020	<0.0020	<0.0020	
BED1-DUP	10/18/2023	<0.0020	<0.0020	<0.0020	
PT	8/1/2023	0.043	<0.0020	<0.0020	
BED1	8/1/2023	<0.0020	<0.0020	<0.0020	
BED1	4/26/2023	<0.0020 UJ	<0.0020 UJ	<0.0020 UJ	Carbon Changeout 04/26/2023 - 5yr.
BED1	2/15/2023	<0.0020	<0.0020	<0.0020	
BED1	11/28/2022	<0.0020	<0.0020	<0.0020	
PT	9/15/2022	0.030	<0.0020	<0.0020	
BED1	9/15/2022	<0.0020	<0.0020	<0.0020	
BED1	6/1/2022	<0.0020	<0.0020	<0.0020	
BED1	3/8/2022	<0.0020	<0.0020	<0.0020	
BED1	11/22/2021	<0.0020	<0.0020	<0.0020	
PT	9/8/2021	0.022	<0.0020	<0.0020	
BED1	9/8/2021	<0.0020	<0.0020	<0.0020	
BED1	6/24/2021	<0.0020	<0.0020	<0.0020	
BED1	1/28/2021	<0.0020	<0.0020	<0.0020	
BED1-DUP	1/28/2021	<0.0020	<0.0020	<0.0020	

Concentrations are in micrograms per liter (ug/L). Concentrations are rounded by the laboratory and reported to two significant figures. For samples collected prior to 10/1/2013, results for PFOA are reported under the following protocol: ND < LOD < NQ < LOQ where ND = Not Detected, NQ = Not Quantifiable, LOD = Limit of Detection, LOQ = Limit of Quantitation; the LOD/LOQ may have varied by instrument and quarter. For samples collected after 10/1/2013, samples are reported to a reporting limit (RL) of 0.0050 ug/L for PFOA. For samples collected after 6/30/2016, each target compound RL is 0.0020 ug/L. J = Analyte present, reported value may not be accurate or precise; UJ = Not detected, reporting limit may not be accurate or precise; B = Not detected substantially above the level reported in the laboratory or field blanks. Samples identified as BED1 were collected after the first carbon bed. Samples identified as BED2 were collected after the second carbon bed and represent the treated water. All other samples collected were prior to Chemours treatment. Samples identified with -D or -DUP are duplicate samples. Starting with the 3Q20 samples, the samples are analyzed by USEPA Method 537.1. Prior to 3Q20, the samples were analyzed by a modified method 537. QREP = Qualification Re-Evaluation Program. OMM = Operation, Maintenance, and Monitoring. PWS = Public Water Service. NJDEP = New Jersey Department of Environmental Protection.

**Table 2. Residential Granular Activated Carbon (GAC) Treatment System Results –
Chemours Chambers Works, Deepwater, New Jersey**

Field Sample ID	Date	PFOA	PFOS	PFNA	Comments
BED1	10/13/2020	<0.0020	<0.0020	<0.0020	
PT	8/11/2020	0.018	<0.0020	<0.0020	
PT	8/11/2020	0.018	<0.0020	<0.0020	Split sampling for method comparison.
BED1	8/11/2020	<0.0020	<0.0020	<0.0020	
BED1	8/11/2020	<0.0020	<0.0020	<0.0020	Split sampling for method comparison.
BED1	6/16/2020	<0.0020	<0.0020	<0.0020	
BED1	2/28/2020	<0.0020	<0.0020	<0.0020	
BED1	11/19/2019	<0.0020	<0.0020	<0.0020	
PT	9/13/2019	0.0094	<0.0020	<0.0020	
BED1	9/13/2019	<0.0020	<0.0020	<0.0020	
BED1	5/21/2019	<0.0020	<0.0020	<0.0020	
BED1	2/25/2019	<0.0020	<0.0020	<0.0020	
BED1-DUP	2/25/2019	<0.0020	<0.0020	<0.0020	
BED1	12/3/2018	<0.0020	<0.0020	<0.0020	
BED1-DUP	12/3/2018	<0.0020	<0.0020	<0.0020	
PT	7/16/2018	0.0054	<0.0020	<0.0020	
BED1	7/16/2018	<0.0020	<0.0020	<0.0020	
BED1	4/18/2018	<0.0020	<0.0020	<0.0020	

Concentrations are in micrograms per liter (ug/L). Concentrations are rounded by the laboratory and reported to two significant figures. For samples collected prior to 10/1/2013, results for PFOA are reported under the following protocol: ND < LOD < NQ < LOQ where ND = Not Detected, NQ = Not Quantifiable, LOD = Limit of Detection, LOQ = Limit of Quantitation; the LOD/LOQ may have varied by instrument and quarter. For samples collected after 10/1/2013, samples are reported to a reporting limit (RL) of 0.0050 ug/L for PFOA. For samples collected after 6/30/2016, each target compound RL is 0.0020 ug/L. J = Analyte present, reported value may not be accurate or precise; UJ = Not detected, reporting limit may not be accurate or precise; B = Not detected substantially above the level reported in the laboratory or field blanks. Samples identified as BED1 were collected after the first carbon bed. Samples identified as BED2 were collected after the second carbon bed and represent the treated water. All other samples collected were prior to Chemours treatment. Samples identified with -D or -DUP are duplicate samples. Starting with the 3Q20 samples, the samples are analyzed by USEPA Method 537.1. Prior to 3Q20, the samples were analyzed by a modified method 537. QREP = Qualification Re-Evaluation Program. OMM = Operation, Maintenance, and Monitoring. PWS = Public Water Service. NJDEP = New Jersey Department of Environmental Protection.

**Table 2. Residential Granular Activated Carbon (GAC) Treatment System Results –
Chemours Chambers Works, Deepwater, New Jersey**

Field Sample ID	Date	PFOA	PFOS	PFNA	Comments
BED1-DUP	4/18/2018	<0.0020	<0.0020	<0.0020	
	2/27/2017	0.015	<0.0020	<0.0020	GAC installed 02/07/2018.
Location: 161					
BED1	10/27/2023	<0.0020	<0.0020	<0.0020	
PT	8/2/2023	0.081	0.020	0.012	
BED1	8/2/2023	<0.0020	<0.0020	<0.0020	
BED1	4/20/2023	<0.0020 UJ	<0.0020 UJ	<0.0020 UJ	Carbon Changeout 04/20/2023 - 5yr.
BED1	2/28/2022	<0.0020	<0.0020	<0.0020	
BED1	12/2/2021	<0.0020	<0.0020	<0.0020	
BED1-DUP	12/2/2021	<0.0020	<0.0020	<0.0020	
PT	8/30/2021	0.085	0.038 J	0.025	
BED1	8/30/2021	<0.0020	<0.0020	<0.0020	
BED1	6/29/2021	<0.0020	<0.0020	<0.0020	
BED1	1/20/2021	<0.0020	<0.0020	<0.0020	
BED1	10/8/2020	<0.0020	<0.0020	<0.0020	
BED1	6/9/2020	<0.0020	<0.0020	<0.0020	
BED1	2/19/2020	<0.0020	<0.0020	<0.0020	
BED1	10/23/2019	<0.0020	<0.0020	<0.0020	

Concentrations are in micrograms per liter (ug/L). Concentrations are rounded by the laboratory and reported to two significant figures. For samples collected prior to 10/1/2013, results for PFOA are reported under the following protocol: ND < LOD < NQ < LOQ where ND = Not Detected, NQ = Not Quantifiable, LOD = Limit of Detection, LOQ = Limit of Quantitation; the LOD/LOQ may have varied by instrument and quarter. For samples collected after 10/1/2013, samples are reported to a reporting limit (RL) of 0.0050 ug/L for PFOA. For samples collected after 6/30/2016, each target compound RL is 0.0020 ug/L. J = Analyte present, reported value may not be accurate or precise; UJ = Not detected, reporting limit may not be accurate or precise; B = Not detected substantially above the level reported in the laboratory or field blanks. Samples identified as BED1 were collected after the first carbon bed. Samples identified as BED2 were collected after the second carbon bed and represent the treated water. All other samples collected were prior to Chemours treatment. Samples identified with -D or -DUP are duplicate samples. Starting with the 3Q20 samples, the samples are analyzed by USEPA Method 537.1. Prior to 3Q20, the samples were analyzed by a modified method 537. QREP = Qualification Re-Evaluation Program. OMM = Operation, Maintenance, and Monitoring. PWS = Public Water Service. NJDEP = New Jersey Department of Environmental Protection.

**Table 2. Residential Granular Activated Carbon (GAC) Treatment System Results –
Chemours Chambers Works, Deepwater, New Jersey**

Field Sample ID	Date	PFOA	PFOS	PFNA	Comments
PT	8/21/2019	0.10	0.032	0.025	
BED1	8/21/2019	<0.0020	<0.0020	<0.0020	
BED1	5/9/2019	<0.0020	<0.0020	<0.0020	
BED1	1/29/2019	<0.0020	<0.0020	<0.0020	
BED1	11/5/2018	<0.0020	<0.0020	<0.0020	
PT	7/30/2018	0.077	0.022	0.015	
BED1	7/30/2018	<0.0020	<0.0020	<0.0020	
BED1	5/8/2018	<0.0020	<0.0020	<0.0020	
BED1	2/28/2018	<0.0020	<0.0020	<0.0020	
BED1	12/12/2017	<0.0020	<0.0020	<0.0020	
PT	9/20/2017	0.085	0.026	0.019	
BED1	9/20/2017	<0.0020	<0.0020	<0.0020	
BED1-DUP	9/20/2017	<0.0020	<0.0020	<0.0020	
-DUP	3/23/2017	0.079	0.022	0.022	GAC installed 05/10/2017.
	3/23/2017	0.079	0.022	0.022	GAC installed 05/10/2017.
Location: 162					
BED1	11/9/2023	<0.0020	<0.0020	<0.0020	
PT	8/22/2023	<0.0020	<0.0020	<0.0020	

Concentrations are in micrograms per liter (ug/L). Concentrations are rounded by the laboratory and reported to two significant figures. For samples collected prior to 10/1/2013, results for PFOA are reported under the following protocol: ND < LOD < NQ < LOQ where ND = Not Detected, NQ = Not Quantifiable, LOD = Limit of Detection, LOQ = Limit of Quantitation; the LOD/LOQ may have varied by instrument and quarter. For samples collected after 10/1/2013, samples are reported to a reporting limit (RL) of 0.0050 ug/L for PFOA. For samples collected after 6/30/2016, each target compound RL is 0.0020 ug/L. J = Analyte present, reported value may not be accurate or precise; UJ = Not detected, reporting limit may not be accurate or precise; B = Not detected substantially above the level reported in the laboratory or field blanks. Samples identified as BED1 were collected after the first carbon bed. Samples identified as BED2 were collected after the second carbon bed and represent the treated water. All other samples collected were prior to Chemours treatment. Samples identified with -D or -DUP are duplicate samples. Starting with the 3Q20 samples, the samples are analyzed by USEPA Method 537.1. Prior to 3Q20, the samples were analyzed by a modified method 537. QREP = Qualification Re-Evaluation Program. OMM = Operation, Maintenance, and Monitoring. PWS = Public Water Service. NJDEP = New Jersey Department of Environmental Protection.

**Table 2. Residential Granular Activated Carbon (GAC) Treatment System Results –
Chemours Chambers Works, Deepwater, New Jersey**

Field Sample ID	Date	PFOA	PFOS	PFNA	Comments
BED1	8/22/2023	<0.0020	<0.0020	<0.0020	
BED1	5/31/2023	<0.0020	<0.0020	<0.0020	
BED1	3/16/2023	<0.0020	<0.0020	<0.0020	
BED1-DUP	3/16/2023	<0.0020	<0.0020	<0.0020	
BED1	12/14/2022	<0.0020	<0.0020	<0.0020	
PT	9/1/2022	0.086	0.0044	0.013	
BED1	9/1/2022	<0.0020	<0.0020	<0.0020	
BED1	5/12/2022	<0.0020	<0.0020	<0.0020	
BED1-DUP	5/12/2022	<0.0020	<0.0020	<0.0020	
BED1	2/9/2022	<0.0020	<0.0020	<0.0020	
BED1-DUP	2/9/2022	<0.0020	<0.0020	<0.0020	
BED1	11/11/2021	<0.0020	<0.0020	<0.0020	Carbon Changeout 10/21/2021 - 5yr.
PT	8/16/2021	0.062	0.0048 J	0.011	
BED1	8/16/2021	<0.0020	<0.0020	<0.0020	
BED1	5/4/2021	<0.0020	<0.0020	<0.0020	
BED1	2/9/2021	<0.0020	<0.0020	<0.0020	
BED1	11/3/2020	<0.0020	<0.0020	<0.0020	
PT	9/2/2020	0.059 J	0.0065 J	0.0082 J	

Concentrations are in micrograms per liter (ug/L). Concentrations are rounded by the laboratory and reported to two significant figures. For samples collected prior to 10/1/2013, results for PFOA are reported under the following protocol: ND < LOD < NQ < LOQ where ND = Not Detected, NQ = Not Quantifiable, LOD = Limit of Detection, LOQ = Limit of Quantitation; the LOD/LOQ may have varied by instrument and quarter. For samples collected after 10/1/2013, samples are reported to a reporting limit (RL) of 0.0050 ug/L for PFOA. For samples collected after 6/30/2016, each target compound RL is 0.0020 ug/L. J = Analyte present, reported value may not be accurate or precise; UJ = Not detected, reporting limit may not be accurate or precise; B = Not detected substantially above the level reported in the laboratory or field blanks. Samples identified as BED1 were collected after the first carbon bed. Samples identified as BED2 were collected after the second carbon bed and represent the treated water. All other samples collected were prior to Chemours treatment. Samples identified with -D or -DUP are duplicate samples. Starting with the 3Q20 samples, the samples are analyzed by USEPA Method 537.1. Prior to 3Q20, the samples were analyzed by a modified method 537. QREP = Qualification Re-Evaluation Program. OMM = Operation, Maintenance, and Monitoring. PWS = Public Water Service. NJDEP = New Jersey Department of Environmental Protection.

**Table 2. Residential Granular Activated Carbon (GAC) Treatment System Results –
Chemours Chambers Works, Deepwater, New Jersey**

Field Sample ID	Date	PFOA	PFOS	PFNA	Comments
BED1	9/2/2020	<0.0020	<0.0020	<0.0020	
BED1-DUP	9/2/2020	<0.0020	<0.0020	<0.0020	
BED1	6/12/2020	<0.0020	<0.0020	<0.0020	
BED1	2/20/2020	<0.0020	<0.0020	<0.0020	
BED1	11/13/2019	<0.0020	<0.0020	<0.0020	
PT	9/11/2019	0.051	0.0053	0.0043	
BED1	9/11/2019	<0.0020	<0.0020	<0.0020	
BED1-DUP	9/11/2019	<0.0020	<0.0020	<0.0020	
BED1	5/15/2019	<0.0020	<0.0020	<0.0020	
BED1	3/26/2019	<0.0020	<0.0020	<0.0020	
BED1	11/27/2018	<0.0020	<0.0020	<0.0020	
PT	8/2/2018	0.047	0.0036	0.0028	
BED1	8/2/2018	<0.0020	<0.0020	<0.0020	
BED1	4/25/2018	<0.0020	<0.0020	<0.0020	
BED1	2/21/2018	<0.0020 UJ	<0.0020 UJ	<0.0020 UJ	
BED1	12/11/2017	0.0022	<0.0020	<0.0020	
BED2	12/11/2017	<0.0020	<0.0020	<0.0020	
PT	9/27/2017	0.075	0.0033	0.0045 B	

Concentrations are in micrograms per liter (ug/L). Concentrations are rounded by the laboratory and reported to two significant figures. For samples collected prior to 10/1/2013, results for PFOA are reported under the following protocol: ND < LOD < NQ < LOQ where ND = Not Detected, NQ = Not Quantifiable, LOD = Limit of Detection, LOQ = Limit of Quantitation; the LOD/LOQ may have varied by instrument and quarter. For samples collected after 10/1/2013, samples are reported to a reporting limit (RL) of 0.0050 ug/L for PFOA. For samples collected after 6/30/2016, each target compound RL is 0.0020 ug/L. J = Analyte present, reported value may not be accurate or precise; UJ = Not detected, reporting limit may not be accurate or precise; B = Not detected substantially above the level reported in the laboratory or field blanks. Samples identified as BED1 were collected after the first carbon bed. Samples identified as BED2 were collected after the second carbon bed and represent the treated water. All other samples collected were prior to Chemours treatment. Samples identified with -D or -DUP are duplicate samples. Starting with the 3Q20 samples, the samples are analyzed by USEPA Method 537.1. Prior to 3Q20, the samples were analyzed by a modified method 537. QREP = Qualification Re-Evaluation Program. OMM = Operation, Maintenance, and Monitoring. PWS = Public Water Service. NJDEP = New Jersey Department of Environmental Protection.

**Table 2. Residential Granular Activated Carbon (GAC) Treatment System Results –
Chemours Chambers Works, Deepwater, New Jersey**

Field Sample ID	Date	PFOA	PFOS	PFNA	Comments
BED1	9/27/2017	<0.0020	<0.0020	<0.0020	
	3/28/2017	0.065	0.0044	0.0035	GAC installed 05/11/2017.
Location: 164					
BED1	10/27/2023	<0.0020	<0.0020	<0.0020	
PT	8/16/2023	0.084	<0.0020	0.0072	
BED1	8/16/2023	<0.0020	<0.0020	<0.0020	
BED1	5/23/2023	<0.0020	<0.0020	<0.0020	
BED1	3/1/2023	<0.0020	<0.0020	<0.0020	
BED1	12/13/2022	<0.0020 UJ	<0.0020 UJ	<0.0020 UJ	Carbon Changeout 12/13/2022 - 5yr.
PT	9/13/2022	0.078	<0.0020	0.0055	
BED1	9/13/2022	<0.0020	<0.0020	<0.0020	
BED1	6/8/2022	0.0028	<0.0020	<0.0020	
BED2	6/8/2022	<0.0020	<0.0020	<0.0020	
BED1	3/1/2022	<0.0020	<0.0020	<0.0020	
BED1	11/23/2021	0.0026	<0.0020	<0.0020	
BED2	11/23/2021	<0.0020	<0.0020	<0.0020	
PT	9/17/2021	0.067	<0.0020	0.0043	
BED1	9/17/2021	<0.0020	<0.0020	<0.0020	

Concentrations are in micrograms per liter (ug/L). Concentrations are rounded by the laboratory and reported to two significant figures. For samples collected prior to 10/1/2013, results for PFOA are reported under the following protocol: ND < LOD < NQ < LOQ where ND = Not Detected, NQ = Not Quantifiable, LOD = Limit of Detection, LOQ = Limit of Quantitation; the LOD/LOQ may have varied by instrument and quarter. For samples collected after 10/1/2013, samples are reported to a reporting limit (RL) of 0.0050 ug/L for PFOA. For samples collected after 6/30/2016, each target compound RL is 0.0020 ug/L. J = Analyte present, reported value may not be accurate or precise; UJ = Not detected, reporting limit may not be accurate or precise; B = Not detected substantially above the level reported in the laboratory or field blanks. Samples identified as BED1 were collected after the first carbon bed. Samples identified as BED2 were collected after the second carbon bed and represent the treated water. All other samples collected were prior to Chemours treatment. Samples identified with -D or -DUP are duplicate samples. Starting with the 3Q20 samples, the samples are analyzed by USEPA Method 537.1. Prior to 3Q20, the samples were analyzed by a modified method 537. QREP = Qualification Re-Evaluation Program. OMM = Operation, Maintenance, and Monitoring. PWS = Public Water Service. NJDEP = New Jersey Department of Environmental Protection.

**Table 2. Residential Granular Activated Carbon (GAC) Treatment System Results –
Chemours Chambers Works, Deepwater, New Jersey**

Field Sample ID	Date	PFOA	PFOS	PFNA	Comments
BED1	6/22/2021	<0.0020	<0.0020	<0.0020	
BED1	3/23/2021	<0.0020	<0.0020	<0.0020	
BED1	10/21/2020	<0.0020	<0.0020	<0.0020	
BED1-DUP	10/21/2020	<0.0020	<0.0020	<0.0020	
PT	8/19/2020	<0.0020	<0.0020	<0.0020	
BED1	8/19/2020	<0.0020	<0.0020	<0.0020	
BED1	6/11/2020	<0.0020	<0.0020	<0.0020	
BED1	2/17/2020	<0.0020	<0.0020	<0.0020	
BED1	11/11/2019	<0.0020	<0.0020	<0.0020	
PT	9/6/2019	0.079	<0.0020	0.0027	
BED1	9/6/2019	<0.0020	<0.0020	<0.0020	
BED1	5/30/2019	<0.0020	<0.0020	<0.0020	
BED1	3/27/2019	<0.0020	<0.0020	<0.0020	
BED1-DUP	3/27/2019	<0.0020	<0.0020	<0.0020	
BED1	11/12/2018	<0.0020	<0.0020	<0.0020	
BED1-DUP	11/12/2018	<0.0020	<0.0020	<0.0020	
PT	8/16/2018	0.073	<0.0020	0.0022	
BED1	8/16/2018	<0.0020	<0.0020	<0.0020	

Concentrations are in micrograms per liter (ug/L). Concentrations are rounded by the laboratory and reported to two significant figures. For samples collected prior to 10/1/2013, results for PFOA are reported under the following protocol: ND < LOD < NQ < LOQ where ND = Not Detected, NQ = Not Quantifiable, LOD = Limit of Detection, LOQ = Limit of Quantitation; the LOD/LOQ may have varied by instrument and quarter. For samples collected after 10/1/2013, samples are reported to a reporting limit (RL) of 0.0050 ug/L for PFOA. For samples collected after 6/30/2016, each target compound RL is 0.0020 ug/L. J = Analyte present, reported value may not be accurate or precise; UJ = Not detected, reporting limit may not be accurate or precise; B = Not detected substantially above the level reported in the laboratory or field blanks. Samples identified as BED1 were collected after the first carbon bed. Samples identified as BED2 were collected after the second carbon bed and represent the treated water. All other samples collected were prior to Chemours treatment. Samples identified with -D or -DUP are duplicate samples. Starting with the 3Q20 samples, the samples are analyzed by USEPA Method 537.1. Prior to 3Q20, the samples were analyzed by a modified method 537. QREP = Qualification Re-Evaluation Program. OMM = Operation, Maintenance, and Monitoring. PWS = Public Water Service. NJDEP = New Jersey Department of Environmental Protection.

**Table 2. Residential Granular Activated Carbon (GAC) Treatment System Results –
Chemours Chambers Works, Deepwater, New Jersey**

Field Sample ID	Date	PFOA	PFOS	PFNA	Comments
BED1-DUP	8/16/2018	<0.0020	<0.0020	<0.0020	
BED1	5/16/2018	<0.0020	<0.0020	<0.0020	
BED1-DUP	5/16/2018	<0.0020	<0.0020	<0.0020	
BED1	3/22/2018	<0.0020	<0.0020	<0.0020	
BED1-DUP	3/22/2018	<0.0020	<0.0020	<0.0020	
BED1	12/22/2017	<0.0020	<0.0020	<0.0020	Carbon Changeout 11/02/2017 - Fe.
BED1-DUP	12/22/2017	<0.0020	<0.0020	<0.0020	Carbon Changeout 11/02/2017 - Fe.
	4/11/2017	0.068	<0.0020	<0.0020	GAC installed 08/03/2017.
Location: 168					
BED1	10/30/2023	<0.0020	<0.0020	<0.0020	
BED1-DUP	10/30/2023	<0.0020	<0.0020	<0.0020	
PT	8/22/2023	0.078	0.0059	0.015	
BED1	8/22/2023	<0.0020	<0.0020	<0.0020	
BED1	6/21/2023	<0.0020	<0.0020	<0.0020	
BED1	2/1/2023	<0.0020	<0.0020	<0.0020	
BED1	11/1/2022	<0.0020	<0.0020	<0.0020	
PT	7/27/2022	0.063	0.0043	0.0095	
BED1	7/27/2022	<0.0020	<0.0020	<0.0020	

Concentrations are in micrograms per liter (ug/L). Concentrations are rounded by the laboratory and reported to two significant figures. For samples collected prior to 10/1/2013, results for PFOA are reported under the following protocol: ND < LOD < NQ < LOQ where ND = Not Detected, NQ = Not Quantifiable, LOD = Limit of Detection, LOQ = Limit of Quantitation; the LOD/LOQ may have varied by instrument and quarter. For samples collected after 10/1/2013, samples are reported to a reporting limit (RL) of 0.0050 ug/L for PFOA. For samples collected after 6/30/2016, each target compound RL is 0.0020 ug/L. J = Analyte present, reported value may not be accurate or precise; UJ = Not detected, reporting limit may not be accurate or precise; B = Not detected substantially above the level reported in the laboratory or field blanks. Samples identified as BED1 were collected after the first carbon bed. Samples identified as BED2 were collected after the second carbon bed and represent the treated water. All other samples collected were prior to Chemours treatment. Samples identified with -D or -DUP are duplicate samples. Starting with the 3Q20 samples, the samples are analyzed by USEPA Method 537.1. Prior to 3Q20, the samples were analyzed by a modified method 537. QREP = Qualification Re-Evaluation Program. OMM = Operation, Maintenance, and Monitoring. PWS = Public Water Service. NJDEP = New Jersey Department of Environmental Protection.

**Table 2. Residential Granular Activated Carbon (GAC) Treatment System Results –
Chemours Chambers Works, Deepwater, New Jersey**

Field Sample ID	Date	PFOA	PFOS	PFNA	Comments
	2/28/2022	0.064	0.0044	0.011	GAC installed 04/20/2022.
	5/17/2017	0.1 J	0.0071 J	0.0053 J	Declined treatment offer.
Location: 169					
BED1	11/14/2023	<0.0020	<0.0020	<0.0020	
BED1	6/13/2023	<0.0020	<0.0020	<0.0020	
BED1	3/14/2023	<0.0020	<0.0020	<0.0020	
BED1	11/29/2022	<0.0020	<0.0020	<0.0020	
PT	9/1/2022	0.11	0.058	0.015	Carbon Changeout 08/31/2022 - 5yr.
BED1	9/1/2022	<0.0020 UJ	<0.0020 UJ	<0.0020 UJ	Carbon Changeout 08/31/2022 - 5yr.
BED1	5/16/2022	<0.0020	<0.0020	<0.0020	
BED1	2/17/2022	<0.0020	<0.0020	<0.0020	
BED1	11/8/2021	<0.0020	<0.0020	<0.0020	
PT	8/23/2021	0.10	0.11	0.019	
BED1	8/23/2021	<0.0020	<0.0020	<0.0020	
BED1	6/15/2021	<0.0020	<0.0020	<0.0020	
BED1	3/15/2021	<0.0020	<0.0020	<0.0020	
BED1-DUP	3/15/2021	<0.0020	<0.0020	<0.0020	
BED1	10/29/2020	<0.0020	<0.0020	<0.0020	

Concentrations are in micrograms per liter (ug/L). Concentrations are rounded by the laboratory and reported to two significant figures. For samples collected prior to 10/1/2013, results for PFOA are reported under the following protocol: ND < LOD < NQ < LOQ where ND = Not Detected, NQ = Not Quantifiable, LOD = Limit of Detection, LOQ = Limit of Quantitation; the LOD/LOQ may have varied by instrument and quarter. For samples collected after 10/1/2013, samples are reported to a reporting limit (RL) of 0.0050 ug/L for PFOA. For samples collected after 6/30/2016, each target compound RL is 0.0020 ug/L. J = Analyte present, reported value may not be accurate or precise; UJ = Not detected, reporting limit may not be accurate or precise; B = Not detected substantially above the level reported in the laboratory or field blanks. Samples identified as BED1 were collected after the first carbon bed. Samples identified as BED2 were collected after the second carbon bed and represent the treated water. All other samples collected were prior to Chemours treatment. Samples identified with -D or -DUP are duplicate samples. Starting with the 3Q20 samples, the samples are analyzed by USEPA Method 537.1. Prior to 3Q20, the samples were analyzed by a modified method 537. QREP = Qualification Re-Evaluation Program. OMM = Operation, Maintenance, and Monitoring. PWS = Public Water Service. NJDEP = New Jersey Department of Environmental Protection.

**Table 2. Residential Granular Activated Carbon (GAC) Treatment System Results –
Chemours Chambers Works, Deepwater, New Jersey**

Field Sample ID	Date	PFOA	PFOS	PFNA	Comments
PT	8/31/2020	0.14	0.044	0.016	
BED1	8/31/2020	<0.0020	<0.0020	<0.0020	
BED1	6/18/2020	<0.0020	<0.0020	<0.0020	
BED1	2/26/2020	<0.0020	<0.0020	<0.0020	
BED1	11/25/2019	<0.0020	<0.0020	<0.0020	
PT	8/29/2019	0.12	0.059	0.014	
BED1	8/29/2019	<0.0020	<0.0020	<0.0020	
BED1	5/29/2019	<0.0020	<0.0020	<0.0020	
BED1-DUP	5/29/2019	<0.0020	<0.0020	<0.0020	
BED1	3/13/2019	<0.0020	<0.0020	<0.0020	
BED1	11/12/2018	<0.0020	<0.0020	<0.0020	
PT	8/15/2018	0.079	0.092	0.016	
BED1	8/15/2018	<0.0020	<0.0020	<0.0020	
BED1	5/9/2018	<0.0020	<0.0020	<0.0020	
BED1	2/28/2018	<0.0020	<0.0020	<0.0020	
BED1	12/12/2017	<0.0020	<0.0020	<0.0020	Carbon Changeout 08/23/2017 - Fe.
	5/17/2017	0.085 J	0.055 J	0.011 J	GAC installed 07/06/2017.

Concentrations are in micrograms per liter (ug/L). Concentrations are rounded by the laboratory and reported to two significant figures. For samples collected prior to 10/1/2013, results for PFOA are reported under the following protocol: ND < LOD < NQ < LOQ where ND = Not Detected, NQ = Not Quantifiable, LOD = Limit of Detection, LOQ = Limit of Quantitation; the LOD/LOQ may have varied by instrument and quarter. For samples collected after 10/1/2013, samples are reported to a reporting limit (RL) of 0.0050 ug/L for PFOA. For samples collected after 6/30/2016, each target compound RL is 0.0020 ug/L. J = Analyte present, reported value may not be accurate or precise; UJ = Not detected, reporting limit may not be accurate or precise; B = Not detected substantially above the level reported in the laboratory or field blanks. Samples identified as BED1 were collected after the first carbon bed. Samples identified as BED2 were collected after the second carbon bed and represent the treated water. All other samples collected were prior to Chemours treatment. Samples identified with -D or -DUP are duplicate samples. Starting with the 3Q20 samples, the samples are analyzed by USEPA Method 537.1. Prior to 3Q20, the samples were analyzed by a modified method 537. QREP = Qualification Re-Evaluation Program. OMM = Operation, Maintenance, and Monitoring. PWS = Public Water Service. NJDEP = New Jersey Department of Environmental Protection.

**Table 2. Residential Granular Activated Carbon (GAC) Treatment System Results –
Chemours Chambers Works, Deepwater, New Jersey**

Field Sample ID	Date	PFOA	PFOS	PFNA	Comments
Location: 170					
BED1	10/24/2023	<0.0020	<0.0020	<0.0020	
PT	8/15/2023	0.056	0.0057	0.014	
BED1	8/15/2023	<0.0020	<0.0020	<0.0020	
BED1	5/4/2023	<0.0020	<0.0020	<0.0020	
BED1	2/7/2023	<0.0020	<0.0020	<0.0020	
BED1	11/7/2022	<0.0020	<0.0020	<0.0020	
PT	8/30/2022	0.036	0.0029	0.0067	Carbon Changeout 08/30/2022 - 5yr.
BED1	8/30/2022	<0.0020	<0.0020	<0.0020	Carbon Changeout 08/30/2022 - 5yr.
BED1	5/12/2022	<0.0020	<0.0020	<0.0020	
BED1	2/10/2022	<0.0020 UJ	<0.0020 UJ	<0.0020 UJ	
BED1	10/27/2021	<0.0020	<0.0020	<0.0020	
BED1-DUP	10/27/2021	<0.0020	<0.0020	<0.0020	
PT	8/17/2021	0.070	0.0061	0.012	
BED1	8/17/2021	<0.0020	<0.0020	<0.0020	
BED1	5/21/2021	<0.0020	<0.0020	<0.0020	
BED1	2/24/2021	<0.0020	<0.0020	<0.0020	
BED1	10/28/2020	<0.0020	<0.0020	<0.0020	

Concentrations are in micrograms per liter (ug/L). Concentrations are rounded by the laboratory and reported to two significant figures. For samples collected prior to 10/1/2013, results for PFOA are reported under the following protocol: ND < LOD < NQ < LOQ where ND = Not Detected, NQ = Not Quantifiable, LOD = Limit of Detection, LOQ = Limit of Quantitation; the LOD/LOQ may have varied by instrument and quarter. For samples collected after 10/1/2013, samples are reported to a reporting limit (RL) of 0.0050 ug/L for PFOA. For samples collected after 6/30/2016, each target compound RL is 0.0020 ug/L. J = Analyte present, reported value may not be accurate or precise; UJ = Not detected, reporting limit may not be accurate or precise; B = Not detected substantially above the level reported in the laboratory or field blanks. Samples identified as BED1 were collected after the first carbon bed. Samples identified as BED2 were collected after the second carbon bed and represent the treated water. All other samples collected were prior to Chemours treatment. Samples identified with -D or -DUP are duplicate samples. Starting with the 3Q20 samples, the samples are analyzed by USEPA Method 537.1. Prior to 3Q20, the samples were analyzed by a modified method 537. QREP = Qualification Re-Evaluation Program. OMM = Operation, Maintenance, and Monitoring. PWS = Public Water Service. NJDEP = New Jersey Department of Environmental Protection.

**Table 2. Residential Granular Activated Carbon (GAC) Treatment System Results –
Chemours Chambers Works, Deepwater, New Jersey**

Field Sample ID	Date	PFOA	PFOS	PFNA	Comments
BED1-DUP	10/28/2020	<0.0020	<0.0020	<0.0020	
PT	8/25/2020	0.043	0.0023	0.0038	
BED1	8/25/2020	<0.0020	<0.0020	<0.0020	
BED1	6/18/2020	<0.0020	<0.0020	<0.0020	
BED1	2/27/2020	<0.0020	<0.0020	<0.0020	
BED1	11/22/2019	<0.0020	<0.0020	<0.0020	
PT	8/21/2019	0.064	0.0049	0.0067	
BED1	8/21/2019	<0.0020	<0.0020	<0.0020	
BED1	5/8/2019	<0.0020	<0.0020	<0.0020	
BED1-DUP	5/8/2019	<0.0020	<0.0020	<0.0020	
BED1	3/11/2019	<0.0020	<0.0020	<0.0020	
BED1	11/27/2018	<0.0020	<0.0020	<0.0020	
PT	8/21/2018	0.066	0.0046	0.0069	
BED1	8/21/2018	<0.0020	<0.0020	<0.0020	
BED1	5/31/2018	<0.0020	<0.0020	<0.0020	
BED1	3/16/2018	<0.0020	<0.0020	<0.0020	
BED1	12/14/2017	<0.0020	<0.0020	<0.0020	
	5/17/2017	0.063 J	0.0047 J	0.0048 J	GAC installed 07/05/2017.

Concentrations are in micrograms per liter (ug/L). Concentrations are rounded by the laboratory and reported to two significant figures. For samples collected prior to 10/1/2013, results for PFOA are reported under the following protocol: ND < LOD < NQ < LOQ where ND = Not Detected, NQ = Not Quantifiable, LOD = Limit of Detection, LOQ = Limit of Quantitation; the LOD/LOQ may have varied by instrument and quarter. For samples collected after 10/1/2013, samples are reported to a reporting limit (RL) of 0.0050 ug/L for PFOA. For samples collected after 6/30/2016, each target compound RL is 0.0020 ug/L. J = Analyte present, reported value may not be accurate or precise; UJ = Not detected, reporting limit may not be accurate or precise; B = Not detected substantially above the level reported in the laboratory or field blanks. Samples identified as BED1 were collected after the first carbon bed. Samples identified as BED2 were collected after the second carbon bed and represent the treated water. All other samples collected were prior to Chemours treatment. Samples identified with -D or -DUP are duplicate samples. Starting with the 3Q20 samples, the samples are analyzed by USEPA Method 537.1. Prior to 3Q20, the samples were analyzed by a modified method 537. QREP = Qualification Re-Evaluation Program. OMM = Operation, Maintenance, and Monitoring. PWS = Public Water Service. NJDEP = New Jersey Department of Environmental Protection.

**Table 2. Residential Granular Activated Carbon (GAC) Treatment System Results –
Chemours Chambers Works, Deepwater, New Jersey**

Field Sample ID	Date	PFOA	PFOS	PFNA	Comments
Location: 171					
BED1	12/13/2023	<0.0020	<0.0020	<0.0020	
BED1-DUP	12/13/2023	<0.0020	<0.0020	<0.0020	
PT	8/29/2023	0.16	0.0069	0.0075	
BED1	8/29/2023	<0.0020	<0.0020	<0.0020	
BED1	6/22/2023	<0.0020	<0.0020	<0.0020	
BED1	3/23/2023	<0.0020	<0.0020	<0.0020	
BED1	11/29/2022	<0.0020	<0.0020	<0.0020	
PT	9/21/2022	0.17	0.0057	0.0082	
BED1	9/21/2022	<0.0020	<0.0020	<0.0020	
BED1	5/24/2022	<0.0020	<0.0020	<0.0020	
BED1	2/28/2022	<0.0020	<0.0020	<0.0020	
BED1	12/2/2021	<0.0020	<0.0020	<0.0020	
PT	9/7/2021	0.18	0.0029	0.0054	
BED1	9/7/2021	<0.0020	<0.0020	<0.0020	
BED1-DUP	9/7/2021	<0.0020	<0.0020	<0.0020	
BED1	6/28/2021	<0.0020	<0.0020	<0.0020	
BED1	2/16/2021	<0.0020	<0.0020	<0.0020	

Concentrations are in micrograms per liter (ug/L). Concentrations are rounded by the laboratory and reported to two significant figures. For samples collected prior to 10/1/2013, results for PFOA are reported under the following protocol: ND < LOD < NQ < LOQ where ND = Not Detected, NQ = Not Quantifiable, LOD = Limit of Detection, LOQ = Limit of Quantitation; the LOD/LOQ may have varied by instrument and quarter. For samples collected after 10/1/2013, samples are reported to a reporting limit (RL) of 0.0050 ug/L for PFOA. For samples collected after 6/30/2016, each target compound RL is 0.0020 ug/L. J = Analyte present, reported value may not be accurate or precise; UJ = Not detected, reporting limit may not be accurate or precise; B = Not detected substantially above the level reported in the laboratory or field blanks. Samples identified as BED1 were collected after the first carbon bed. Samples identified as BED2 were collected after the second carbon bed and represent the treated water. All other samples collected were prior to Chemours treatment. Samples identified with -D or -DUP are duplicate samples. Starting with the 3Q20 samples, the samples are analyzed by USEPA Method 537.1. Prior to 3Q20, the samples were analyzed by a modified method 537. QREP = Qualification Re-Evaluation Program. OMM = Operation, Maintenance, and Monitoring. PWS = Public Water Service. NJDEP = New Jersey Department of Environmental Protection.

**Table 2. Residential Granular Activated Carbon (GAC) Treatment System Results –
Chemours Chambers Works, Deepwater, New Jersey**

Field Sample ID	Date	PFOA	PFOS	PFNA	Comments
BED1	12/8/2020	<0.0020	<0.0020	<0.0020	
PT	8/12/2020	0.29	0.0070	0.0085	
BED1	8/12/2020	<0.0020	<0.0020	<0.0020	
BED1	6/10/2020	<0.0020	<0.0020	<0.0020	
BED1	3/2/2020	<0.0020	<0.0020	<0.0020	
BED1-DUP	3/2/2020	<0.0020	<0.0020	<0.0020	
BED1	12/5/2019	<0.0020	<0.0020	<0.0020	Carbon Changeout 10/11/2019 - Fe.
PT	9/3/2019	0.13	<0.0020	0.002	
BED1	9/3/2019	<0.0020	<0.0020	<0.0020	
BED1	6/25/2019	<0.0020	<0.0020	<0.0020	
BED1	2/19/2019	<0.0020	<0.0020	<0.0020	
BED1	11/28/2018	<0.0020	<0.0020	<0.0020	
PT	9/18/2018	0.082	0.0022	0.0028	
BED1	9/18/2018	<0.0020	<0.0020	<0.0020	
BED1	5/11/2018	<0.0020	<0.0020	<0.0020	
BED2	5/11/2018	<0.0020	<0.0020	<0.0020	
BED1	3/22/2018	<0.0020	<0.0020	<0.0020	
BED1	12/5/2017	<0.0020	<0.0020	<0.0020	

Concentrations are in micrograms per liter (ug/L). Concentrations are rounded by the laboratory and reported to two significant figures. For samples collected prior to 10/1/2013, results for PFOA are reported under the following protocol: ND < LOD < NQ < LOQ where ND = Not Detected, NQ = Not Quantifiable, LOD = Limit of Detection, LOQ = Limit of Quantitation; the LOD/LOQ may have varied by instrument and quarter. For samples collected after 10/1/2013, samples are reported to a reporting limit (RL) of 0.0050 ug/L for PFOA. For samples collected after 6/30/2016, each target compound RL is 0.0020 ug/L. J = Analyte present, reported value may not be accurate or precise; UJ = Not detected, reporting limit may not be accurate or precise; B = Not detected substantially above the level reported in the laboratory or field blanks. Samples identified as BED1 were collected after the first carbon bed. Samples identified as BED2 were collected after the second carbon bed and represent the treated water. All other samples collected were prior to Chemours treatment. Samples identified with -D or -DUP are duplicate samples. Starting with the 3Q20 samples, the samples are analyzed by USEPA Method 537.1. Prior to 3Q20, the samples were analyzed by a modified method 537. QREP = Qualification Re-Evaluation Program. OMM = Operation, Maintenance, and Monitoring. PWS = Public Water Service. NJDEP = New Jersey Department of Environmental Protection.

**Table 2. Residential Granular Activated Carbon (GAC) Treatment System Results –
Chemours Chambers Works, Deepwater, New Jersey**

Field Sample ID	Date	PFOA	PFOS	PFNA	Comments
	5/17/2017	0.12 J	0.032 J	0.0027 J	GAC installed 07/31/2017.
Location: 172					
BED1	10/13/2023	<0.0020	<0.0020	<0.0020	
PT	8/7/2023	0.044	0.0026	0.0050	
BED1	8/7/2023	<0.0020	<0.0020	<0.0020	
BED1	5/15/2023	<0.0020	<0.0020	<0.0020	
BED1	2/28/2023	<0.0020	<0.0020	<0.0020	
BED1-DUP	2/28/2023	<0.0020	<0.0020	<0.0020	
BED1	12/14/2022	<0.0020 UJ	<0.0020 UJ	<0.0020 UJ	Carbon Changeout 12/14/2022 - 5yr.
PT	8/2/2022	0.059 J	0.0025 J	0.0042 J	
BED1	8/2/2022	<0.0020 UJ	<0.0020 UJ	<0.0020 UJ	
BED1	4/26/2022	<0.0020	<0.0020	<0.0020	
BED1	2/1/2022	<0.0020	<0.0020	<0.0020	
BED1-DUP	2/1/2022	<0.0020	<0.0020	<0.0020	
BED1	11/10/2021	<0.0020	<0.0020	<0.0020	
PT	8/30/2021	0.080	0.0024 J	0.0075	
BED1	8/30/2021	<0.0020	<0.0020	<0.0020	
BED1	6/15/2021	<0.0020	<0.0020	<0.0020	

Concentrations are in micrograms per liter (ug/L). Concentrations are rounded by the laboratory and reported to two significant figures. For samples collected prior to 10/1/2013, results for PFOA are reported under the following protocol: ND < LOD < NQ < LOQ where ND = Not Detected, NQ = Not Quantifiable, LOD = Limit of Detection, LOQ = Limit of Quantitation; the LOD/LOQ may have varied by instrument and quarter. For samples collected after 10/1/2013, samples are reported to a reporting limit (RL) of 0.0050 ug/L for PFOA. For samples collected after 6/30/2016, each target compound RL is 0.0020 ug/L. J = Analyte present, reported value may not be accurate or precise; UJ = Not detected, reporting limit may not be accurate or precise; B = Not detected substantially above the level reported in the laboratory or field blanks. Samples identified as BED1 were collected after the first carbon bed. Samples identified as BED2 were collected after the second carbon bed and represent the treated water. All other samples collected were prior to Chemours treatment. Samples identified with -D or -DUP are duplicate samples. Starting with the 3Q20 samples, the samples are analyzed by USEPA Method 537.1. Prior to 3Q20, the samples were analyzed by a modified method 537. QREP = Qualification Re-Evaluation Program. OMM = Operation, Maintenance, and Monitoring. PWS = Public Water Service. NJDEP = New Jersey Department of Environmental Protection.

**Table 2. Residential Granular Activated Carbon (GAC) Treatment System Results –
Chemours Chambers Works, Deepwater, New Jersey**

Field Sample ID	Date	PFOA	PFOS	PFNA	Comments
BED1	1/22/2021	<0.0020	<0.0020	<0.0020	
BED1	10/20/2020	<0.0020	<0.0020	<0.0020	
PT	8/19/2020	0.064	0.0023	0.0036	
BED1	8/19/2020	<0.0020 UJ	<0.0020 UJ	<0.0020 UJ	
BED1-DUP	8/19/2020	<0.0020	<0.0020	<0.0020	
BED1	6/11/2020	<0.0020	<0.0020	<0.0020	
BED1	2/26/2020	<0.0020	<0.0020	<0.0020	
BED1	11/20/2019	<0.0020	<0.0020	<0.0020	
PT	9/19/2019	0.063	0.0021	0.0028	
BED1	9/19/2019	<0.0020	<0.0020	<0.0020	
BED1	4/23/2019	<0.0020	<0.0020	<0.0020	
BED1	2/6/2019	<0.0020	<0.0020	<0.0020	
BED1	11/9/2018	<0.0020	<0.0020	<0.0020	
PT	8/13/2018	0.041	<0.0020	0.0021	
BED1	8/13/2018	<0.0020	<0.0020	<0.0020	
BED1	5/16/2018	<0.0020	<0.0020	<0.0020	
BED1	3/13/2018	<0.0020	<0.0020	<0.0020	
BED1	12/12/2017	<0.0020	<0.0020	<0.0020	Carbon Changeout 11/02/2017 - Fe.

Concentrations are in micrograms per liter (ug/L). Concentrations are rounded by the laboratory and reported to two significant figures. For samples collected prior to 10/1/2013, results for PFOA are reported under the following protocol: ND < LOD < NQ < LOQ where ND = Not Detected, NQ = Not Quantifiable, LOD = Limit of Detection, LOQ = Limit of Quantitation; the LOD/LOQ may have varied by instrument and quarter. For samples collected after 10/1/2013, samples are reported to a reporting limit (RL) of 0.0050 ug/L for PFOA. For samples collected after 6/30/2016, each target compound RL is 0.0020 ug/L. J = Analyte present, reported value may not be accurate or precise; UJ = Not detected, reporting limit may not be accurate or precise; B = Not detected substantially above the level reported in the laboratory or field blanks. Samples identified as BED1 were collected after the first carbon bed. Samples identified as BED2 were collected after the second carbon bed and represent the treated water. All other samples collected were prior to Chemours treatment. Samples identified with -D or -DUP are duplicate samples. Starting with the 3Q20 samples, the samples are analyzed by USEPA Method 537.1. Prior to 3Q20, the samples were analyzed by a modified method 537. QREP = Qualification Re-Evaluation Program. OMM = Operation, Maintenance, and Monitoring. PWS = Public Water Service. NJDEP = New Jersey Department of Environmental Protection.

**Table 2. Residential Granular Activated Carbon (GAC) Treatment System Results –
Chemours Chambers Works, Deepwater, New Jersey**

Field Sample ID	Date	PFOA	PFOS	PFNA	Comments
-DUP	5/18/2017	0.059 B	0.0097 B	0.003 B	GAC installed 09/12/2017.
	5/18/2017	0.058 B	0.019 B	0.0031 B	GAC installed 09/12/2017.
Location: 175					
BED1	10/31/2023	<0.0020	<0.0020	<0.0020	
PT	8/28/2023	0.056	0.028	0.010	
BED1	8/28/2023	<0.0020	<0.0020	<0.0020	
BED1	5/31/2023	<0.0020	<0.0020	<0.0020	
BED1	3/22/2023	<0.0020	<0.0020	<0.0020	Carbon Changeout 03/22/2023 - 5yr.
PT	9/13/2022	0.068	0.032	0.010	
BED1	9/13/2022	<0.0020	<0.0020	<0.0020	
BED1	6/20/2022	<0.0020	<0.0020	<0.0020	
BED1	3/23/2022	<0.0020	<0.0020	<0.0020	
BED1-DUP	3/23/2022	<0.0020	<0.0020	<0.0020	
BED1	12/13/2021	<0.0020	<0.0020	<0.0020	
BED1-DUP	12/13/2021	<0.0020	<0.0020	<0.0020	
PT	9/13/2021	0.043	0.020	0.0060	
BED1	9/13/2021	<0.0020	<0.0020	<0.0020	
BED1	6/14/2021	<0.0020	<0.0020	<0.0020	

Concentrations are in micrograms per liter (ug/L). Concentrations are rounded by the laboratory and reported to two significant figures. For samples collected prior to 10/1/2013, results for PFOA are reported under the following protocol: ND < LOD < NQ < LOQ where ND = Not Detected, NQ = Not Quantifiable, LOD = Limit of Detection, LOQ = Limit of Quantitation; the LOD/LOQ may have varied by instrument and quarter. For samples collected after 10/1/2013, samples are reported to a reporting limit (RL) of 0.0050 ug/L for PFOA. For samples collected after 6/30/2016, each target compound RL is 0.0020 ug/L. J = Analyte present, reported value may not be accurate or precise; UJ = Not detected, reporting limit may not be accurate or precise; B = Not detected substantially above the level reported in the laboratory or field blanks. Samples identified as BED1 were collected after the first carbon bed. Samples identified as BED2 were collected after the second carbon bed and represent the treated water. All other samples collected were prior to Chemours treatment. Samples identified with -D or -DUP are duplicate samples. Starting with the 3Q20 samples, the samples are analyzed by USEPA Method 537.1. Prior to 3Q20, the samples were analyzed by a modified method 537. QREP = Qualification Re-Evaluation Program. OMM = Operation, Maintenance, and Monitoring. PWS = Public Water Service. NJDEP = New Jersey Department of Environmental Protection.

**Table 2. Residential Granular Activated Carbon (GAC) Treatment System Results –
Chemours Chambers Works, Deepwater, New Jersey**

Field Sample ID	Date	PFOA	PFOS	PFNA	Comments
BED1	3/11/2021	<0.0020	<0.0020	<0.0020	
BED1	11/17/2020	<0.0020	<0.0020	<0.0020	
PT	9/21/2020	0.062	0.029	0.0069	
BED1	9/21/2020	<0.0020	<0.0020	<0.0020	
BED1	6/25/2020	<0.0020	<0.0020	<0.0020	
BED1	2/18/2020	<0.0020	<0.0020	<0.0020	
BED1	11/12/2019	<0.0020	<0.0020	<0.0020	
PT	8/23/2019	0.061	0.026	0.0086	
BED1	8/23/2019	<0.0020	<0.0020	<0.0020	
BED1	5/6/2019	<0.0020	<0.0020	<0.0020	
BED1	2/25/2019	<0.0020	<0.0020	<0.0020	
BED1	11/13/2018	<0.0020	<0.0020	<0.0020	
PT	8/28/2018	0.065	0.041	0.0070	
BED1	8/28/2018	<0.0020	<0.0020	<0.0020	
BED1	5/21/2018	<0.0020	<0.0020	<0.0020	
BED1	2/22/2018	<0.0020	<0.0020	<0.0020	
BED1	12/5/2017	<0.0020	<0.0020	<0.0020	
	5/30/2017	0.064	0.045	0.0071	GAC installed 08/01/2017.

Concentrations are in micrograms per liter (ug/L). Concentrations are rounded by the laboratory and reported to two significant figures. For samples collected prior to 10/1/2013, results for PFOA are reported under the following protocol: ND < LOD < NQ < LOQ where ND = Not Detected, NQ = Not Quantifiable, LOD = Limit of Detection, LOQ = Limit of Quantitation; the LOD/LOQ may have varied by instrument and quarter. For samples collected after 10/1/2013, samples are reported to a reporting limit (RL) of 0.0050 ug/L for PFOA. For samples collected after 6/30/2016, each target compound RL is 0.0020 ug/L. J = Analyte present, reported value may not be accurate or precise; UJ = Not detected, reporting limit may not be accurate or precise; B = Not detected substantially above the level reported in the laboratory or field blanks. Samples identified as BED1 were collected after the first carbon bed. Samples identified as BED2 were collected after the second carbon bed and represent the treated water. All other samples collected were prior to Chemours treatment. Samples identified with -D or -DUP are duplicate samples. Starting with the 3Q20 samples, the samples are analyzed by USEPA Method 537.1. Prior to 3Q20, the samples were analyzed by a modified method 537. QREP = Qualification Re-Evaluation Program. OMM = Operation, Maintenance, and Monitoring. PWS = Public Water Service. NJDEP = New Jersey Department of Environmental Protection.

**Table 2. Residential Granular Activated Carbon (GAC) Treatment System Results –
Chemours Chambers Works, Deepwater, New Jersey**

Field Sample ID	Date	PFOA	PFOS	PFNA	Comments
Location: 183					
BED1	10/31/2023	<0.0020	<0.0020	<0.0020	
PT	8/30/2023	0.017	<0.0020	0.0025	
BED1	8/30/2023	<0.0020	<0.0020	<0.0020	
BED1-DUP	8/30/2023	<0.0020	<0.0020	<0.0020	
BED1	5/25/2023	<0.0020	<0.0020	<0.0020	
BED1	3/7/2023	<0.0020	<0.0020	<0.0020	
BED1	12/8/2022	<0.0020	<0.0020	<0.0020	
PT	9/14/2022	0.0022	<0.0020	<0.0020	
BED1	9/14/2022	<0.0020	<0.0020	<0.0020	
BED1	6/2/2022	<0.0020	<0.0020	<0.0020	Carbon Changeout 03/02/2022 - 5yr.
BED1	2/23/2022	0.048	0.021	0.013	
BED2	2/23/2022	<0.0020	<0.0020	<0.0020	
BED1	12/1/2021	<0.0020	<0.0020	<0.0020	
PT	9/7/2021	0.050	0.017	0.015	
BED1	9/7/2021	0.047	0.015	0.013	
BED2	9/7/2021	<0.0020	<0.0020	<0.0020	
BED1	5/4/2021	0.045	0.017	0.013	

Concentrations are in micrograms per liter (ug/L). Concentrations are rounded by the laboratory and reported to two significant figures. For samples collected prior to 10/1/2013, results for PFOA are reported under the following protocol: ND < LOD < NQ < LOQ where ND = Not Detected, NQ = Not Quantifiable, LOD = Limit of Detection, LOQ = Limit of Quantitation; the LOD/LOQ may have varied by instrument and quarter. For samples collected after 10/1/2013, samples are reported to a reporting limit (RL) of 0.0050 ug/L for PFOA. For samples collected after 6/30/2016, each target compound RL is 0.0020 ug/L. J = Analyte present, reported value may not be accurate or precise; UJ = Not detected, reporting limit may not be accurate or precise; B = Not detected substantially above the level reported in the laboratory or field blanks. Samples identified as BED1 were collected after the first carbon bed. Samples identified as BED2 were collected after the second carbon bed and represent the treated water. All other samples collected were prior to Chemours treatment. Samples identified with -D or -DUP are duplicate samples. Starting with the 3Q20 samples, the samples are analyzed by USEPA Method 537.1. Prior to 3Q20, the samples were analyzed by a modified method 537. QREP = Qualification Re-Evaluation Program. OMM = Operation, Maintenance, and Monitoring. PWS = Public Water Service. NJDEP = New Jersey Department of Environmental Protection.

**Table 2. Residential Granular Activated Carbon (GAC) Treatment System Results –
Chemours Chambers Works, Deepwater, New Jersey**

Field Sample ID	Date	PFOA	PFOS	PFNA	Comments
BED1-DUP	5/4/2021	0.052	0.020	0.015	
BED2	5/4/2021	<0.0020	<0.0020	<0.0020	
BED1	1/21/2021	0.055	0.021	0.020	
BED2	1/21/2021	<0.0020	<0.0020	<0.0020	
BED1	10/14/2020	0.061	0.020	0.019	
BED2	10/14/2020	<0.0020	<0.0020	<0.0020	
PT	8/12/2020	0.059	0.017	0.016	
PT	8/12/2020	0.056	0.017	0.016	Split sampling for method comparison.
BED1	8/12/2020	0.054 J	0.017	0.015	
BED1	8/12/2020	0.058	0.016	0.016	Split sampling for method comparison.
BED1-DUP	8/12/2020	0.054	0.017	0.014	
BED2	8/12/2020	<0.0020	<0.0020	<0.0020	
BED2	8/12/2020	<0.0020 UJ	<0.0020 UJ	<0.0020 UJ	Split sampling for method comparison.
BED1	6/23/2020	0.068	0.038	0.016	
BED2	6/23/2020	<0.0020	<0.0020	<0.0020	
BED1	2/14/2020	<0.0020	<0.0020	<0.0020	
BED1	10/28/2019	0.050	0.019 J	0.015	
BED2	10/28/2019	<0.0020	<0.0020	<0.0020	

Concentrations are in micrograms per liter (ug/L). Concentrations are rounded by the laboratory and reported to two significant figures. For samples collected prior to 10/1/2013, results for PFOA are reported under the following protocol: ND < LOD < NQ < LOQ where ND = Not Detected, NQ = Not Quantifiable, LOD = Limit of Detection, LOQ = Limit of Quantitation; the LOD/LOQ may have varied by instrument and quarter. For samples collected after 10/1/2013, samples are reported to a reporting limit (RL) of 0.0050 ug/L for PFOA. For samples collected after 6/30/2016, each target compound RL is 0.0020 ug/L. J = Analyte present, reported value may not be accurate or precise; UJ = Not detected, reporting limit may not be accurate or precise; B = Not detected substantially above the level reported in the laboratory or field blanks. Samples identified as BED1 were collected after the first carbon bed. Samples identified as BED2 were collected after the second carbon bed and represent the treated water. All other samples collected were prior to Chemours treatment. Samples identified with -D or -DUP are duplicate samples. Starting with the 3Q20 samples, the samples are analyzed by USEPA Method 537.1. Prior to 3Q20, the samples were analyzed by a modified method 537. QREP = Qualification Re-Evaluation Program. OMM = Operation, Maintenance, and Monitoring. PWS = Public Water Service. NJDEP = New Jersey Department of Environmental Protection.

**Table 2. Residential Granular Activated Carbon (GAC) Treatment System Results –
Chemours Chambers Works, Deepwater, New Jersey**

Field Sample ID	Date	PFOA	PFOS	PFNA	Comments
PT	7/24/2019	0.058	0.022	0.015	
BED1	7/24/2019	0.052	0.022	0.014	
BED2	7/24/2019	<0.0020	<0.0020	<0.0020	
BED1	4/16/2019	0.049	0.011	0.013	
BED2	4/16/2019	<0.0020	<0.0020	<0.0020	
BED1	2/1/2019	0.055	0.0089	0.013	
BED2	2/1/2019	<0.0020	<0.0020	<0.0020	
BED1	11/6/2018	0.060	0.0089	0.013	
BED2	11/6/2018	<0.0020	<0.0020	<0.0020	
PT	7/10/2018	0.063	0.0086	0.012	
BED1	7/10/2018	0.057	0.0088	0.011	
BED2	7/10/2018	<0.0020 UJ	<0.0020 UJ	<0.0020 UJ	
BED1	4/17/2018	0.065	0.01	0.011	
BED2	4/17/2018	<0.0020	<0.0020	<0.0020	
BED1	2/28/2018	0.07	0.014	0.011	
BED2	2/28/2018	<0.0020	<0.0020	<0.0020	
BED1	12/12/2017	0.075	0.012	0.011	Carbon Changeout 11/06/2017 - Fe.
BED2	12/12/2017	<0.0020	<0.0020	<0.0020	Carbon Changeout 11/06/2017 - Fe.

Concentrations are in micrograms per liter (ug/L). Concentrations are rounded by the laboratory and reported to two significant figures. For samples collected prior to 10/1/2013, results for PFOA are reported under the following protocol: ND < LOD < NQ < LOQ where ND = Not Detected, NQ = Not Quantifiable, LOD = Limit of Detection, LOQ = Limit of Quantitation; the LOD/LOQ may have varied by instrument and quarter. For samples collected after 10/1/2013, samples are reported to a reporting limit (RL) of 0.0050 ug/L for PFOA. For samples collected after 6/30/2016, each target compound RL is 0.0020 ug/L. J = Analyte present, reported value may not be accurate or precise; UJ = Not detected, reporting limit may not be accurate or precise; B = Not detected substantially above the level reported in the laboratory or field blanks. Samples identified as BED1 were collected after the first carbon bed. Samples identified as BED2 were collected after the second carbon bed and represent the treated water. All other samples collected were prior to Chemours treatment. Samples identified with -D or -DUP are duplicate samples. Starting with the 3Q20 samples, the samples are analyzed by USEPA Method 537.1. Prior to 3Q20, the samples were analyzed by a modified method 537. QREP = Qualification Re-Evaluation Program. OMM = Operation, Maintenance, and Monitoring. PWS = Public Water Service. NJDEP = New Jersey Department of Environmental Protection.

**Table 2. Residential Granular Activated Carbon (GAC) Treatment System Results –
Chemours Chambers Works, Deepwater, New Jersey**

Field Sample ID	Date	PFOA	PFOS	PFNA	Comments
	5/31/2017	0.096	0.019	0.0092	GAC installed 08/02/2017.
Location: 184					
BED1	11/28/2023	<0.0020	<0.0020	<0.0020	
PT	9/5/2023	0.16	0.11	0.022	
BED1	9/5/2023	<0.0020	<0.0020	<0.0020	
BED1	6/13/2023	<0.0020	<0.0020	<0.0020	Carbon Changeout 04/04/2023 - tank size.
BED1	3/16/2023	<0.0020	<0.0020	<0.0020	
PT	11/3/2022	0.081	0.040	0.021	Carbon Changeout 11/02/2022 - 5yr.
BED1	11/3/2022	<0.0020	<0.0020	<0.0020	Carbon Changeout 11/02/2022 - 5yr.
BED1	9/29/2022	<0.0020	<0.0020	<0.0020	
BED1	6/21/2022	<0.0020	<0.0020	<0.0020	
BED1	3/10/2022	<0.0020	<0.0020	<0.0020	
BED1	12/2/2021	<0.0020	<0.0020	<0.0020	
PT	9/14/2021	0.075	0.072	0.011	
BED1	9/14/2021	<0.0020	<0.0020	<0.0020	
BED1	5/27/2021	<0.0020	<0.0020	<0.0020	
BED1	2/26/2021	<0.0020	<0.0020 UJ	<0.0020	
BED1	10/14/2020	<0.0020	<0.0020	<0.0020	

Concentrations are in micrograms per liter (ug/L). Concentrations are rounded by the laboratory and reported to two significant figures. For samples collected prior to 10/1/2013, results for PFOA are reported under the following protocol: ND < LOD < NQ < LOQ where ND = Not Detected, NQ = Not Quantifiable, LOD = Limit of Detection, LOQ = Limit of Quantitation; the LOD/LOQ may have varied by instrument and quarter. For samples collected after 10/1/2013, samples are reported to a reporting limit (RL) of 0.0050 ug/L for PFOA. For samples collected after 6/30/2016, each target compound RL is 0.0020 ug/L. J = Analyte present, reported value may not be accurate or precise; UJ = Not detected, reporting limit may not be accurate or precise; B = Not detected substantially above the level reported in the laboratory or field blanks. Samples identified as BED1 were collected after the first carbon bed. Samples identified as BED2 were collected after the second carbon bed and represent the treated water. All other samples collected were prior to Chemours treatment. Samples identified with -D or -DUP are duplicate samples. Starting with the 3Q20 samples, the samples are analyzed by USEPA Method 537.1. Prior to 3Q20, the samples were analyzed by a modified method 537. QREP = Qualification Re-Evaluation Program. OMM = Operation, Maintenance, and Monitoring. PWS = Public Water Service. NJDEP = New Jersey Department of Environmental Protection.

**Table 2. Residential Granular Activated Carbon (GAC) Treatment System Results –
Chemours Chambers Works, Deepwater, New Jersey**

Field Sample ID	Date	PFOA	PFOS	PFNA	Comments
PT	8/10/2020	0.10	0.11	0.010	
PT	8/10/2020	0.10	0.10	0.011	Split sampling for method comparison.
BED1	8/10/2020	<0.0020	<0.0020	<0.0020	Split sampling for method comparison.
BED1	8/10/2020	<0.0020	<0.0020	<0.0020	
BED1	6/23/2020	<0.0020	<0.0020	<0.0020	
BED1	3/10/2020	<0.0020	<0.0020	<0.0020	
BED1	12/5/2019	<0.0020	<0.0020	<0.0020	
PT	9/5/2019	0.12	0.061	0.010	
BED1	9/5/2019	<0.0020	<0.0020	<0.0020	
BED1-DUP	9/5/2019	<0.0020	<0.0020	<0.0020	
BED1	5/20/2019	<0.0020	<0.0020	<0.0020	
BED1	2/19/2019	<0.0020	<0.0020	<0.0020	
BED1	11/28/2018	<0.0020	<0.0020	<0.0020	
PT	7/31/2018	0.077	0.050	0.0069	
BED1	7/31/2018	<0.0020	<0.0020	<0.0020	
BED1	5/2/2018	<0.0020	<0.0020	<0.0020	
BED1	2/22/2018	<0.0020	<0.0020	<0.0020	
BED1	12/13/2017	<0.0020	<0.0022	<0.0020	

Concentrations are in micrograms per liter (ug/L). Concentrations are rounded by the laboratory and reported to two significant figures. For samples collected prior to 10/1/2013, results for PFOA are reported under the following protocol: ND < LOD < NQ < LOQ where ND = Not Detected, NQ = Not Quantifiable, LOD = Limit of Detection, LOQ = Limit of Quantitation; the LOD/LOQ may have varied by instrument and quarter. For samples collected after 10/1/2013, samples are reported to a reporting limit (RL) of 0.0050 ug/L for PFOA. For samples collected after 6/30/2016, each target compound RL is 0.0020 ug/L. J = Analyte present, reported value may not be accurate or precise; UJ = Not detected, reporting limit may not be accurate or precise; B = Not detected substantially above the level reported in the laboratory or field blanks. Samples identified as BED1 were collected after the first carbon bed. Samples identified as BED2 were collected after the second carbon bed and represent the treated water. All other samples collected were prior to Chemours treatment. Samples identified with -D or -DUP are duplicate samples. Starting with the 3Q20 samples, the samples are analyzed by USEPA Method 537.1. Prior to 3Q20, the samples were analyzed by a modified method 537. QREP = Qualification Re-Evaluation Program. OMM = Operation, Maintenance, and Monitoring. PWS = Public Water Service. NJDEP = New Jersey Department of Environmental Protection.

**Table 2. Residential Granular Activated Carbon (GAC) Treatment System Results –
Chemours Chambers Works, Deepwater, New Jersey**

Field Sample ID	Date	PFOA	PFOS	PFNA	Comments
BED2	12/13/2017	<0.0020	<0.0020	<0.0020	
	5/31/2017	0.074	0.05	0.0048	GAC installed 08/24/2017.
Location: 195					
BED1	10/5/2023	<0.0020	<0.0020	<0.0020	
BED1-DUP	10/5/2023	<0.0020	<0.0020	<0.0020	
PT	7/26/2023	0.052	<0.0020	0.0031	
BED1	7/26/2023	<0.0020	<0.0020	<0.0020	
BED1	5/1/2023	<0.0020	<0.0020	<0.0020	
BED1-DUP	5/1/2023	<0.0020	<0.0020	<0.0020	
BED1	3/15/2023	<0.0020	<0.0020	<0.0020	
BED1	12/22/2022	<0.0020	<0.0020	<0.0020	
BED1-DUP	12/22/2022	<0.0020	<0.0020	<0.0020	
PT	7/5/2022	0.067	<0.0020	0.0040	
BED1	7/5/2022	<0.0020	<0.0020	<0.0020	
BED1	4/5/2022	<0.0020	<0.0020	<0.0020	
BED1	1/3/2022	<0.0020	<0.0020	<0.0020	
BED1	10/7/2021	<0.0020	<0.0020	<0.0020	
PT	7/14/2021	0.069	<0.0020	0.0028	

Concentrations are in micrograms per liter (ug/L). Concentrations are rounded by the laboratory and reported to two significant figures. For samples collected prior to 10/1/2013, results for PFOA are reported under the following protocol: ND < LOD < NQ < LOQ where ND = Not Detected, NQ = Not Quantifiable, LOD = Limit of Detection, LOQ = Limit of Quantitation; the LOD/LOQ may have varied by instrument and quarter. For samples collected after 10/1/2013, samples are reported to a reporting limit (RL) of 0.0050 ug/L for PFOA. For samples collected after 6/30/2016, each target compound RL is 0.0020 ug/L. J = Analyte present, reported value may not be accurate or precise; UJ = Not detected, reporting limit may not be accurate or precise; B = Not detected substantially above the level reported in the laboratory or field blanks. Samples identified as BED1 were collected after the first carbon bed. Samples identified as BED2 were collected after the second carbon bed and represent the treated water. All other samples collected were prior to Chemours treatment. Samples identified with -D or -DUP are duplicate samples. Starting with the 3Q20 samples, the samples are analyzed by USEPA Method 537.1. Prior to 3Q20, the samples were analyzed by a modified method 537. QREP = Qualification Re-Evaluation Program. OMM = Operation, Maintenance, and Monitoring. PWS = Public Water Service. NJDEP = New Jersey Department of Environmental Protection.

**Table 2. Residential Granular Activated Carbon (GAC) Treatment System Results –
Chemours Chambers Works, Deepwater, New Jersey**

Field Sample ID	Date	PFOA	PFOS	PFNA	Comments
BED1	7/14/2021	<0.0020	<0.0020	<0.0020	
BED1-DUP	7/14/2021	<0.0020	<0.0020	<0.0020	
BED1	4/20/2021	<0.0020	<0.0020	<0.0020	
BED1	1/22/2021	<0.0020	<0.0020	<0.0020	
BED1	10/19/2020	<0.0020	<0.0020	<0.0020	
PT	8/17/2020	0.067	<0.0020	0.0024	
BED1	8/17/2020	<0.0020	<0.0020	<0.0020	
BED1	6/30/2020	<0.0020	<0.0020	<0.0020	
BED1	3/3/2020	<0.0020	<0.0020	<0.0020	
BED1	11/26/2019	<0.0020	<0.0020	<0.0020	
PT	7/30/2019	0.074	<0.0020	<0.0020	
BED1	7/30/2019	<0.0020	<0.0020	<0.0020	
	12/18/2018	0.059	<0.0020	<0.0020	GAC installed 05/15/2019.
	8/8/2017	0.047	<0.0020	<0.0020	
Location: 198					
BED1	10/26/2023	<0.0020	<0.0020	<0.0020	
PT	8/14/2023	0.062	0.041	0.0075	
BED1	8/14/2023	<0.0020	<0.0020	<0.0020	

Concentrations are in micrograms per liter (ug/L). Concentrations are rounded by the laboratory and reported to two significant figures. For samples collected prior to 10/1/2013, results for PFOA are reported under the following protocol: ND < LOD < NQ < LOQ where ND = Not Detected, NQ = Not Quantifiable, LOD = Limit of Detection, LOQ = Limit of Quantitation; the LOD/LOQ may have varied by instrument and quarter. For samples collected after 10/1/2013, samples are reported to a reporting limit (RL) of 0.0050 ug/L for PFOA. For samples collected after 6/30/2016, each target compound RL is 0.0020 ug/L. J = Analyte present, reported value may not be accurate or precise; UJ = Not detected, reporting limit may not be accurate or precise; B = Not detected substantially above the level reported in the laboratory or field blanks. Samples identified as BED1 were collected after the first carbon bed. Samples identified as BED2 were collected after the second carbon bed and represent the treated water. All other samples collected were prior to Chemours treatment. Samples identified with -D or -DUP are duplicate samples. Starting with the 3Q20 samples, the samples are analyzed by USEPA Method 537.1. Prior to 3Q20, the samples were analyzed by a modified method 537. QREP = Qualification Re-Evaluation Program. OMM = Operation, Maintenance, and Monitoring. PWS = Public Water Service. NJDEP = New Jersey Department of Environmental Protection.

**Table 2. Residential Granular Activated Carbon (GAC) Treatment System Results –
Chemours Chambers Works, Deepwater, New Jersey**

Field Sample ID	Date	PFOA	PFOS	PFNA	Comments
BED1	5/30/2023	<0.0020	<0.0020	<0.0020	
BED1	2/21/2023	<0.0020	<0.0020	<0.0020	Carbon Changeout 02/21/2023 - 5yr.
BED1	10/5/2022	<0.0020	<0.0020	<0.0020	
PT	7/18/2022	0.057	0.027	0.0064	
BED1	7/18/2022	<0.0020	<0.0020	<0.0020	
BED1	4/13/2022	<0.0020 UJ	<0.0020 UJ	<0.0020 UJ	
BED1	1/25/2022	<0.0020	<0.0020	<0.0020	
BED1	10/27/2021	<0.0020	<0.0020	<0.0020	
PT	8/18/2021	0.058	0.017	0.0069	
BED1	8/18/2021	<0.0020	<0.0020	<0.0020	
BED1	5/11/2021	<0.0020	<0.0020	<0.0020	
BED1	2/10/2021	<0.0020	<0.0020	<0.0020	
BED1	11/3/2020	<0.0020	<0.0020	<0.0020	
PT	9/2/2020	0.058	0.024	0.0047	
BED1	9/2/2020	<0.0020	<0.0020	<0.0020	
BED1	6/22/2020	<0.0020	<0.0020	<0.0020	
BED1-DUP	6/22/2020	<0.0020	<0.0020	<0.0020	
BED1	2/4/2020	<0.0020	<0.0020	<0.0020	

Concentrations are in micrograms per liter (ug/L). Concentrations are rounded by the laboratory and reported to two significant figures. For samples collected prior to 10/1/2013, results for PFOA are reported under the following protocol: ND < LOD < NQ < LOQ where ND = Not Detected, NQ = Not Quantifiable, LOD = Limit of Detection, LOQ = Limit of Quantitation; the LOD/LOQ may have varied by instrument and quarter. For samples collected after 10/1/2013, samples are reported to a reporting limit (RL) of 0.0050 ug/L for PFOA. For samples collected after 6/30/2016, each target compound RL is 0.0020 ug/L. J = Analyte present, reported value may not be accurate or precise; UJ = Not detected, reporting limit may not be accurate or precise; B = Not detected substantially above the level reported in the laboratory or field blanks. Samples identified as BED1 were collected after the first carbon bed. Samples identified as BED2 were collected after the second carbon bed and represent the treated water. All other samples collected were prior to Chemours treatment. Samples identified with -D or -DUP are duplicate samples. Starting with the 3Q20 samples, the samples are analyzed by USEPA Method 537.1. Prior to 3Q20, the samples were analyzed by a modified method 537. QREP = Qualification Re-Evaluation Program. OMM = Operation, Maintenance, and Monitoring. PWS = Public Water Service. NJDEP = New Jersey Department of Environmental Protection.

**Table 2. Residential Granular Activated Carbon (GAC) Treatment System Results –
Chemours Chambers Works, Deepwater, New Jersey**

Field Sample ID	Date	PFOA	PFOS	PFNA	Comments
BED1	10/11/2019	<0.0020	<0.0020	<0.0020	
PT	7/24/2019	0.080	0.017	0.0053	
BED1	7/24/2019	<0.0020	<0.0020	<0.0020	
BED1	4/17/2019	<0.0020	<0.0020	<0.0020	
BED1	2/8/2019	<0.0020	<0.0020	<0.0020	
BED1	11/9/2018	<0.0020	<0.0020	<0.0020	
PT	8/13/2018	0.079	0.021	0.0054	
BED1	8/13/2018	<0.0020	<0.0020	<0.0020	
	5/11/2018	<0.0020	<0.0020	<0.0020	
BED1	3/16/2018	<0.0020	<0.0020	<0.0020	
	9/12/2017	0.08	0.02	0.005	GAC installed 10/04/2017.
-DUP	9/12/2017	0.082	0.02	0.0048	GAC installed 10/04/2017.
Location: 200					
BED1	10/23/2023	<0.0020	<0.0020	<0.0020	
PT	8/8/2023	0.020	0.019	<0.0020	
BED1	8/8/2023	<0.0020	<0.0020	<0.0020	
BED1	4/20/2023	<0.0020	<0.0020	<0.0020	
BED1	1/25/2023	<0.0020	<0.0020	<0.0020	

Concentrations are in micrograms per liter (ug/L). Concentrations are rounded by the laboratory and reported to two significant figures. For samples collected prior to 10/1/2013, results for PFOA are reported under the following protocol: ND < LOD < NQ < LOQ where ND = Not Detected, NQ = Not Quantifiable, LOD = Limit of Detection, LOQ = Limit of Quantitation; the LOD/LOQ may have varied by instrument and quarter. For samples collected after 10/1/2013, samples are reported to a reporting limit (RL) of 0.0050 ug/L for PFOA. For samples collected after 6/30/2016, each target compound RL is 0.0020 ug/L. J = Analyte present, reported value may not be accurate or precise; UJ = Not detected, reporting limit may not be accurate or precise; B = Not detected substantially above the level reported in the laboratory or field blanks. Samples identified as BED1 were collected after the first carbon bed. Samples identified as BED2 were collected after the second carbon bed and represent the treated water. All other samples collected were prior to Chemours treatment. Samples identified with -D or -DUP are duplicate samples. Starting with the 3Q20 samples, the samples are analyzed by USEPA Method 537.1. Prior to 3Q20, the samples were analyzed by a modified method 537. QREP = Qualification Re-Evaluation Program. OMM = Operation, Maintenance, and Monitoring. PWS = Public Water Service. NJDEP = New Jersey Department of Environmental Protection.

**Table 2. Residential Granular Activated Carbon (GAC) Treatment System Results –
Chemours Chambers Works, Deepwater, New Jersey**

Field Sample ID	Date	PFOA	PFOS	PFNA	Comments
BED1	10/19/2022	<0.0020	<0.0020	<0.0020	
PT	8/10/2022	0.015	0.013	<0.0020	
BED1	8/10/2022	<0.0020	<0.0020	<0.0020	
BED1	5/4/2022	<0.0020	<0.0020	<0.0020	
BED1	2/8/2022	<0.0020	<0.0020	<0.0020	
BED1	11/9/2021	<0.0020	<0.0020	<0.0020	
PT	8/24/2021	0.017	0.016	<0.0020	
BED1	8/24/2021	<0.0020	<0.0020	<0.0020	
BED1	5/19/2021	<0.0020	<0.0020	<0.0020	
BED1	2/16/2021	<0.0020	<0.0020	<0.0020	
BED1	12/2/2020	<0.0020	<0.0020	<0.0020	
PT	9/23/2020	0.017	0.021	<0.0020	
BED1	9/23/2020	<0.0020	<0.0020	<0.0020	
BED1	6/25/2020	<0.0020	<0.0020	<0.0020	
BED1	2/20/2020	<0.0020	<0.0020	<0.0020	
BED1	10/23/2019	<0.0020	<0.0020	<0.0020	
PT	7/19/2019	0.014	0.024	<0.0020	
BED1	7/19/2019	<0.0020	<0.0020	<0.0020	

Concentrations are in micrograms per liter (ug/L). Concentrations are rounded by the laboratory and reported to two significant figures. For samples collected prior to 10/1/2013, results for PFOA are reported under the following protocol: ND < LOD < NQ < LOQ where ND = Not Detected, NQ = Not Quantifiable, LOD = Limit of Detection, LOQ = Limit of Quantitation; the LOD/LOQ may have varied by instrument and quarter. For samples collected after 10/1/2013, samples are reported to a reporting limit (RL) of 0.0050 ug/L for PFOA. For samples collected after 6/30/2016, each target compound RL is 0.0020 ug/L. J = Analyte present, reported value may not be accurate or precise; UJ = Not detected, reporting limit may not be accurate or precise; B = Not detected substantially above the level reported in the laboratory or field blanks. Samples identified as BED1 were collected after the first carbon bed. Samples identified as BED2 were collected after the second carbon bed and represent the treated water. All other samples collected were prior to Chemours treatment. Samples identified with -D or -DUP are duplicate samples. Starting with the 3Q20 samples, the samples are analyzed by USEPA Method 537.1. Prior to 3Q20, the samples were analyzed by a modified method 537. QREP = Qualification Re-Evaluation Program. OMM = Operation, Maintenance, and Monitoring. PWS = Public Water Service. NJDEP = New Jersey Department of Environmental Protection.

**Table 2. Residential Granular Activated Carbon (GAC) Treatment System Results –
Chemours Chambers Works, Deepwater, New Jersey**

Field Sample ID	Date	PFOA	PFOS	PFNA	Comments
BED1	4/11/2019	<0.0020	<0.0020	<0.0020	
	10/26/2018	0.014	0.016	<0.0020	GAC installed 01/30/2019.
	10/17/2017	0.012	0.015	<0.0020	
Location: 204					
BED1	11/1/2023	<0.0020	<0.0020	<0.0020	
PT	8/22/2023	0.048	0.0058	0.0035	
BED1	8/22/2023	<0.0020	<0.0020	<0.0020	
BED1	6/7/2023	<0.0020	<0.0020	<0.0020	
BED1	3/27/2023	<0.0020	<0.0020	<0.0020	
BED1-DUP	3/27/2023	<0.0020	<0.0020	<0.0020	
BED1	11/7/2022	<0.0020	<0.0020	<0.0020	
PT	8/16/2022	0.039	0.0050	0.0026	
BED1	8/16/2022	<0.0020	<0.0020	<0.0020	
BED1	4/27/2022	<0.0020	<0.0020	<0.0020	
BED1	2/1/2022	<0.0020	<0.0020	<0.0020	
BED1	11/8/2021	<0.0020	<0.0020	<0.0020	
PT	8/26/2021	0.035	0.0047	0.0023	
BED1	8/26/2021	<0.0020	<0.0020	<0.0020	

Concentrations are in micrograms per liter (ug/L). Concentrations are rounded by the laboratory and reported to two significant figures. For samples collected prior to 10/1/2013, results for PFOA are reported under the following protocol: ND < LOD < NQ < LOQ where ND = Not Detected, NQ = Not Quantifiable, LOD = Limit of Detection, LOQ = Limit of Quantitation; the LOD/LOQ may have varied by instrument and quarter. For samples collected after 10/1/2013, samples are reported to a reporting limit (RL) of 0.0050 ug/L for PFOA. For samples collected after 6/30/2016, each target compound RL is 0.0020 ug/L. J = Analyte present, reported value may not be accurate or precise; UJ = Not detected, reporting limit may not be accurate or precise; B = Not detected substantially above the level reported in the laboratory or field blanks. Samples identified as BED1 were collected after the first carbon bed. Samples identified as BED2 were collected after the second carbon bed and represent the treated water. All other samples collected were prior to Chemours treatment. Samples identified with -D or -DUP are duplicate samples. Starting with the 3Q20 samples, the samples are analyzed by USEPA Method 537.1. Prior to 3Q20, the samples were analyzed by a modified method 537. QREP = Qualification Re-Evaluation Program. OMM = Operation, Maintenance, and Monitoring. PWS = Public Water Service. NJDEP = New Jersey Department of Environmental Protection.

**Table 2. Residential Granular Activated Carbon (GAC) Treatment System Results –
Chemours Chambers Works, Deepwater, New Jersey**

Field Sample ID	Date	PFOA	PFOS	PFNA	Comments
BED1	5/25/2021	<0.0020	<0.0020	<0.0020	
BED1	2/25/2021	<0.0020	<0.0020	<0.0020	Carbon Changeout 10/13/2020 - Fe.
BED1	10/5/2020	<0.0020	<0.0020	<0.0020	
PT	8/4/2020	0.032	0.0042	<0.002	
BED1	8/4/2020	<0.002	<0.002	<0.002	
BED1	3/12/2020	<0.0020	<0.0020	<0.0020	
BED1	11/27/2019	<0.0020	<0.0020	<0.0020	
PT	9/11/2019	0.034	0.0036	<0.0020	
BED1	9/11/2019	<0.0020	<0.0020	<0.0020	
BED1	5/10/2019	<0.0020	<0.0020	<0.0020	
BED1	3/18/2019	<0.0020	<0.0020	<0.0020	
BED1	12/10/2018	<0.0020	<0.0020	<0.0020	
PT	7/9/2018	0.029	0.0037	<0.0020	
BED1	7/9/2018	<0.0020	<0.0020	<0.0020	
	10/26/2017	0.026	0.004	<0.0020	GAC installed 04/10/2018.
Location: 205					
BED1	11/29/2023	<0.0020	<0.0020	<0.0020	
PT	9/12/2023	0.048	0.0081	0.013	

Concentrations are in micrograms per liter (ug/L). Concentrations are rounded by the laboratory and reported to two significant figures. For samples collected prior to 10/1/2013, results for PFOA are reported under the following protocol: ND < LOD < NQ < LOQ where ND = Not Detected, NQ = Not Quantifiable, LOD = Limit of Detection, LOQ = Limit of Quantitation; the LOD/LOQ may have varied by instrument and quarter. For samples collected after 10/1/2013, samples are reported to a reporting limit (RL) of 0.0050 ug/L for PFOA. For samples collected after 6/30/2016, each target compound RL is 0.0020 ug/L. J = Analyte present, reported value may not be accurate or precise; UJ = Not detected, reporting limit may not be accurate or precise; B = Not detected substantially above the level reported in the laboratory or field blanks. Samples identified as BED1 were collected after the first carbon bed. Samples identified as BED2 were collected after the second carbon bed and represent the treated water. All other samples collected were prior to Chemours treatment. Samples identified with -D or -DUP are duplicate samples. Starting with the 3Q20 samples, the samples are analyzed by USEPA Method 537.1. Prior to 3Q20, the samples were analyzed by a modified method 537. QREP = Qualification Re-Evaluation Program. OMM = Operation, Maintenance, and Monitoring. PWS = Public Water Service. NJDEP = New Jersey Department of Environmental Protection.

**Table 2. Residential Granular Activated Carbon (GAC) Treatment System Results –
Chemours Chambers Works, Deepwater, New Jersey**

Field Sample ID	Date	PFOA	PFOS	PFNA	Comments
BED1	9/12/2023	<0.0020	<0.0020	<0.0020	
BED1	6/1/2023	<0.0020	<0.0020	<0.0020	
BED1	3/14/2023	<0.0020	<0.0020	<0.0020	Carbon Changeout 03/14/2023 - 5yr.
BED1	11/22/2022	<0.0020	<0.0020	<0.0020	
PT	8/24/2022	0.049	0.0066	0.0069	
BED1	8/24/2022	<0.0020	<0.0020	<0.0020	
BED1	5/10/2022	<0.0020	<0.0020	<0.0020	
BED1-DUP	5/10/2022	<0.0020	<0.0020	<0.0020	
BED1	2/7/2022	<0.0020	<0.0020	<0.0020	
BED1	11/15/2021	<0.0020	<0.0020	<0.0020	
PT	9/2/2021	0.072	0.0070 J	0.013	
BED1	9/2/2021	<0.0020	<0.0020	<0.0020	
BED1	5/12/2021	<0.0020	<0.0020	<0.0020	
BED1-DUP	5/12/2021	<0.0020	<0.0020	<0.0020	
BED1	2/11/2021	<0.0020	<0.0020	<0.0020	
BED1	11/9/2020	<0.0020	<0.0020	<0.0020	
BED1-DUP	11/9/2020	<0.0020	<0.0020	<0.0020	
PT	8/25/2020	0.060	0.0064	0.022	

Concentrations are in micrograms per liter (ug/L). Concentrations are rounded by the laboratory and reported to two significant figures. For samples collected prior to 10/1/2013, results for PFOA are reported under the following protocol: ND < LOD < NQ < LOQ where ND = Not Detected, NQ = Not Quantifiable, LOD = Limit of Detection, LOQ = Limit of Quantitation; the LOD/LOQ may have varied by instrument and quarter. For samples collected after 10/1/2013, samples are reported to a reporting limit (RL) of 0.0050 ug/L for PFOA. For samples collected after 6/30/2016, each target compound RL is 0.0020 ug/L. J = Analyte present, reported value may not be accurate or precise; UJ = Not detected, reporting limit may not be accurate or precise; B = Not detected substantially above the level reported in the laboratory or field blanks. Samples identified as BED1 were collected after the first carbon bed. Samples identified as BED2 were collected after the second carbon bed and represent the treated water. All other samples collected were prior to Chemours treatment. Samples identified with -D or -DUP are duplicate samples. Starting with the 3Q20 samples, the samples are analyzed by USEPA Method 537.1. Prior to 3Q20, the samples were analyzed by a modified method 537. QREP = Qualification Re-Evaluation Program. OMM = Operation, Maintenance, and Monitoring. PWS = Public Water Service. NJDEP = New Jersey Department of Environmental Protection.

**Table 2. Residential Granular Activated Carbon (GAC) Treatment System Results –
Chemours Chambers Works, Deepwater, New Jersey**

Field Sample ID	Date	PFOA	PFOS	PFNA	Comments
BED1	8/25/2020	<0.0020	<0.0020	<0.0020	
BED1	6/16/2020	<0.0020	<0.0020	<0.0020	
BED1	1/30/2020	<0.0020	<0.0020	<0.0020	
BED1	10/16/2019	<0.0020	<0.0020	<0.0020	
BED1-DUP	10/16/2019	<0.0020	<0.0020	<0.0020	
PT	7/25/2019	0.081	0.0078	0.021	
BED1	7/25/2019	<0.0020	<0.0020	<0.0020	
BED1	4/9/2019	<0.0020	<0.0020	<0.0020	
BED1	1/8/2019	<0.0020	<0.0020	<0.0020	
BED1	10/25/2018	<0.0020	<0.0020	<0.0020	
PT	7/12/2018	0.061	0.0051	0.0043	
BED1	7/12/2018	<0.0020	<0.0020	<0.0020	
BED1	4/12/2018	<0.0020	<0.0020	<0.0020	
	10/26/2017	0.068	0.0043	0.0036	GAC installed 01/17/2018.
Location: 206					
BED1	11/14/2023	<0.0020	<0.0020	<0.0020	Carbon Changeout 11/14/2023 - 5yr.
PT	8/30/2023	0.063	0.0034	0.012	
BED1	8/30/2023	<0.0020	<0.0020	<0.0020	

Concentrations are in micrograms per liter (ug/L). Concentrations are rounded by the laboratory and reported to two significant figures. For samples collected prior to 10/1/2013, results for PFOA are reported under the following protocol: ND < LOD < NQ < LOQ where ND = Not Detected, NQ = Not Quantifiable, LOD = Limit of Detection, LOQ = Limit of Quantitation; the LOD/LOQ may have varied by instrument and quarter. For samples collected after 10/1/2013, samples are reported to a reporting limit (RL) of 0.0050 ug/L for PFOA. For samples collected after 6/30/2016, each target compound RL is 0.0020 ug/L. J = Analyte present, reported value may not be accurate or precise; UJ = Not detected, reporting limit may not be accurate or precise; B = Not detected substantially above the level reported in the laboratory or field blanks. Samples identified as BED1 were collected after the first carbon bed. Samples identified as BED2 were collected after the second carbon bed and represent the treated water. All other samples collected were prior to Chemours treatment. Samples identified with -D or -DUP are duplicate samples. Starting with the 3Q20 samples, the samples are analyzed by USEPA Method 537.1. Prior to 3Q20, the samples were analyzed by a modified method 537. QREP = Qualification Re-Evaluation Program. OMM = Operation, Maintenance, and Monitoring. PWS = Public Water Service. NJDEP = New Jersey Department of Environmental Protection.

**Table 2. Residential Granular Activated Carbon (GAC) Treatment System Results –
Chemours Chambers Works, Deepwater, New Jersey**

Field Sample ID	Date	PFOA	PFOS	PFNA	Comments
BED1	6/7/2023	0.0024	<0.0020	<0.0020	
BED2	6/7/2023	<0.0020	<0.0020	<0.0020	
BED1	3/21/2023	<0.0020	<0.0020	<0.0020	
BED1	12/14/2022	<0.0020	<0.0020	<0.0020	
PT	9/14/2022	0.065	0.0037	0.015	
BED1	9/14/2022	<0.0020	<0.0020	<0.0020	
BED1	6/2/2022	<0.0020	<0.0020	<0.0020	
BED1	3/7/2022	<0.0020	<0.0020	<0.0020	
BED1	12/8/2021	<0.0020	<0.0020	<0.0020	
PT	9/1/2021	0.050	0.0027 J	0.0080	
BED1	9/1/2021	<0.0020	<0.0020	<0.0020	
BED1	6/22/2021	<0.0020	<0.0020	<0.0020	
BED1	2/9/2021	<0.0020	<0.0020	<0.0020	
BED1	11/10/2020	<0.0020	<0.0020	<0.0020	
BED1-DUP	11/10/2020	<0.0020	<0.0020	<0.0020	
PT	9/10/2020	<0.0020	<0.0020	<0.0020	
BED1	9/10/2020	<0.0020	<0.0020	<0.0020	
BED1	6/30/2020	<0.0020	<0.0020	<0.0020	

Concentrations are in micrograms per liter (ug/L). Concentrations are rounded by the laboratory and reported to two significant figures. For samples collected prior to 10/1/2013, results for PFOA are reported under the following protocol: ND < LOD < NQ < LOQ where ND = Not Detected, NQ = Not Quantifiable, LOD = Limit of Detection, LOQ = Limit of Quantitation; the LOD/LOQ may have varied by instrument and quarter. For samples collected after 10/1/2013, samples are reported to a reporting limit (RL) of 0.0050 ug/L for PFOA. For samples collected after 6/30/2016, each target compound RL is 0.0020 ug/L. J = Analyte present, reported value may not be accurate or precise; UJ = Not detected, reporting limit may not be accurate or precise; B = Not detected substantially above the level reported in the laboratory or field blanks. Samples identified as BED1 were collected after the first carbon bed. Samples identified as BED2 were collected after the second carbon bed and represent the treated water. All other samples collected were prior to Chemours treatment. Samples identified with -D or -DUP are duplicate samples. Starting with the 3Q20 samples, the samples are analyzed by USEPA Method 537.1. Prior to 3Q20, the samples were analyzed by a modified method 537. QREP = Qualification Re-Evaluation Program. OMM = Operation, Maintenance, and Monitoring. PWS = Public Water Service. NJDEP = New Jersey Department of Environmental Protection.

**Table 2. Residential Granular Activated Carbon (GAC) Treatment System Results –
Chemours Chambers Works, Deepwater, New Jersey**

Field Sample ID	Date	PFOA	PFOS	PFNA	Comments
BED1	3/16/2020	<0.0020	<0.0020	<0.0020	
BED1	10/28/2019	<0.0020	<0.0020	<0.0020	
PT	8/5/2019	0.070	0.0034	0.012	
BED1	8/5/2019	<0.0020	<0.0020	<0.0020	
BED1	4/15/2019	<0.0020	<0.0020	<0.0020	
BED1-DUP	4/15/2019	<0.0020	<0.0020	<0.0020	
BED1	1/17/2019	<0.0020	<0.0020	<0.0020	
BED1	10/29/2018	<0.0020	<0.0020	<0.0020	
PT	7/12/2018	0.10	0.0045	0.019	
BED1	7/12/2018	<0.0020	<0.0020	<0.0020	
BED1	4/16/2018	<0.0020	<0.0020	<0.0020	
	10/26/2017	0.098	0.0043	0.019	GAC installed 01/31/2018.
Location: 207					
BED1	11/16/2023	<0.0020	<0.0020	<0.0020	
PT	9/5/2023	0.055	0.0077	0.0035	
BED1	9/5/2023	<0.0020	<0.0020	<0.0020	
BED1	5/31/2023	<0.0020 UJ	<0.0020 UJ	<0.0020 UJ	Carbon Changeout 05/31/2023 - 5yr.
BED1	1/10/2023	<0.0020	<0.0020	<0.0020	

Concentrations are in micrograms per liter (ug/L). Concentrations are rounded by the laboratory and reported to two significant figures. For samples collected prior to 10/1/2013, results for PFOA are reported under the following protocol: ND < LOD < NQ < LOQ where ND = Not Detected, NQ = Not Quantifiable, LOD = Limit of Detection, LOQ = Limit of Quantitation; the LOD/LOQ may have varied by instrument and quarter. For samples collected after 10/1/2013, samples are reported to a reporting limit (RL) of 0.0050 ug/L for PFOA. For samples collected after 6/30/2016, each target compound RL is 0.0020 ug/L. J = Analyte present, reported value may not be accurate or precise; UJ = Not detected, reporting limit may not be accurate or precise; B = Not detected substantially above the level reported in the laboratory or field blanks. Samples identified as BED1 were collected after the first carbon bed. Samples identified as BED2 were collected after the second carbon bed and represent the treated water. All other samples collected were prior to Chemours treatment. Samples identified with -D or -DUP are duplicate samples. Starting with the 3Q20 samples, the samples are analyzed by USEPA Method 537.1. Prior to 3Q20, the samples were analyzed by a modified method 537. QREP = Qualification Re-Evaluation Program. OMM = Operation, Maintenance, and Monitoring. PWS = Public Water Service. NJDEP = New Jersey Department of Environmental Protection.

**Table 2. Residential Granular Activated Carbon (GAC) Treatment System Results –
Chemours Chambers Works, Deepwater, New Jersey**

Field Sample ID	Date	PFOA	PFOS	PFNA	Comments
BED1	10/4/2022	<0.0020	<0.0020	<0.0020	
PT	7/18/2022	0.050	0.0076	0.0030	
BED1	7/18/2022	<0.0020	<0.0020	<0.0020	
BED1	4/14/2022	<0.0020	<0.0020	<0.0020	
BED1-DUP	4/14/2022	<0.0020	<0.0020	<0.0020	
BED1	1/20/2022	<0.0020	<0.0020	<0.0020	
BED1-DUP	1/20/2022	<0.0020	<0.0020	<0.0020	
BED1	10/18/2021	<0.0020	<0.0020	<0.0020	
BED1-DUP	10/18/2021	<0.0020	<0.0020	<0.0020	
PT	8/2/2021	0.059	0.015	0.0046	
BED1	8/2/2021	<0.0020	<0.0020	<0.0020	
BED1	5/4/2021	<0.0020	<0.0020	<0.0020	
BED1	2/1/2021	<0.0020	<0.0020	<0.0020	
BED1	10/20/2020	<0.0020	<0.0020	<0.0020	
PT	8/19/2020	0.052	0.0064	0.0030	
BED1	8/19/2020	<0.0020	<0.0020	<0.0020	
BED1	6/11/2020	<0.0020	<0.0020	<0.0020	
BED1	1/17/2020	<0.0020	<0.0020	<0.0020	

Concentrations are in micrograms per liter (ug/L). Concentrations are rounded by the laboratory and reported to two significant figures. For samples collected prior to 10/1/2013, results for PFOA are reported under the following protocol: ND < LOD < NQ < LOQ where ND = Not Detected, NQ = Not Quantifiable, LOD = Limit of Detection, LOQ = Limit of Quantitation; the LOD/LOQ may have varied by instrument and quarter. For samples collected after 10/1/2013, samples are reported to a reporting limit (RL) of 0.0050 ug/L for PFOA. For samples collected after 6/30/2016, each target compound RL is 0.0020 ug/L. J = Analyte present, reported value may not be accurate or precise; UJ = Not detected, reporting limit may not be accurate or precise; B = Not detected substantially above the level reported in the laboratory or field blanks. Samples identified as BED1 were collected after the first carbon bed. Samples identified as BED2 were collected after the second carbon bed and represent the treated water. All other samples collected were prior to Chemours treatment. Samples identified with -D or -DUP are duplicate samples. Starting with the 3Q20 samples, the samples are analyzed by USEPA Method 537.1. Prior to 3Q20, the samples were analyzed by a modified method 537. QREP = Qualification Re-Evaluation Program. OMM = Operation, Maintenance, and Monitoring. PWS = Public Water Service. NJDEP = New Jersey Department of Environmental Protection.

**Table 2. Residential Granular Activated Carbon (GAC) Treatment System Results –
Chemours Chambers Works, Deepwater, New Jersey**

Field Sample ID	Date	PFOA	PFOS	PFNA	Comments
BED1	10/4/2019	<0.0020	<0.0020	<0.0020	
PT	7/8/2019	0.054	0.0063	0.0029	
BED1	7/8/2019	<0.0020	<0.0020	<0.0020	
BED1	4/3/2019	<0.0020	<0.0020	<0.0020	
BED1	1/15/2019	<0.0020	<0.0020	<0.0020	
BED1	10/29/2018	<0.0020	<0.0020	<0.0020	
PT	7/17/2018	0.059	0.0071	0.0021	
BED1	7/17/2018	<0.0020	<0.0020	<0.0020	
BED1	4/17/2018	<0.0020	<0.0020	<0.0020	
	10/27/2017	0.054	0.0088	0.0029	GAC installed 02/02/2018.
Location: 208					
BED1	11/1/2023	<0.0020	<0.0020	<0.0020	
BED1-DUP	11/1/2023	<0.0020	<0.0020	<0.0020	
PT	8/29/2023	0.051	0.0021	<0.0020	
BED1	8/29/2023	<0.0020	<0.0020	<0.0020	
BED1	6/13/2023	<0.0020 UJ	<0.0020 UJ	<0.0020 UJ	Carbon Changeout 06/13/2023 - 5yr.
BED1	1/18/2023	<0.0020	<0.0020	<0.0020	
BED1	10/14/2022	<0.0020	<0.0020	<0.0020	

Concentrations are in micrograms per liter (ug/L). Concentrations are rounded by the laboratory and reported to two significant figures. For samples collected prior to 10/1/2013, results for PFOA are reported under the following protocol: ND < LOD < NQ < LOQ where ND = Not Detected, NQ = Not Quantifiable, LOD = Limit of Detection, LOQ = Limit of Quantitation; the LOD/LOQ may have varied by instrument and quarter. For samples collected after 10/1/2013, samples are reported to a reporting limit (RL) of 0.0050 ug/L for PFOA. For samples collected after 6/30/2016, each target compound RL is 0.0020 ug/L. J = Analyte present, reported value may not be accurate or precise; UJ = Not detected, reporting limit may not be accurate or precise; B = Not detected substantially above the level reported in the laboratory or field blanks. Samples identified as BED1 were collected after the first carbon bed. Samples identified as BED2 were collected after the second carbon bed and represent the treated water. All other samples collected were prior to Chemours treatment. Samples identified with -D or -DUP are duplicate samples. Starting with the 3Q20 samples, the samples are analyzed by USEPA Method 537.1. Prior to 3Q20, the samples were analyzed by a modified method 537. QREP = Qualification Re-Evaluation Program. OMM = Operation, Maintenance, and Monitoring. PWS = Public Water Service. NJDEP = New Jersey Department of Environmental Protection.

**Table 2. Residential Granular Activated Carbon (GAC) Treatment System Results –
Chemours Chambers Works, Deepwater, New Jersey**

Field Sample ID	Date	PFOA	PFOS	PFNA	Comments
BED1-DUP	10/14/2022	<0.0020	<0.0020	<0.0020	
PT	7/25/2022	0.040	<0.0020	<0.0020	
BED1	7/25/2022	<0.0020	<0.0020	<0.0020	
BED1	4/26/2022	<0.0020	<0.0020	<0.0020	
BED1-DUP	4/26/2022	<0.0020	<0.0020	<0.0020	
BED1	1/31/2022	<0.0020	<0.0020	<0.0020	
BED1	10/29/2021	<0.0020	<0.0020	<0.0020	
PT	8/16/2021	0.046	0.0021	<0.0020	
BED1	8/16/2021	<0.0020	<0.0020	<0.0020	
BED1	5/18/2021	<0.0020	<0.0020	<0.0020	
BED1	2/15/2021	<0.0020	<0.0020	<0.0020	
BED1	11/19/2020	<0.0020	<0.0020	<0.0020	
PT	9/16/2020	0.038	<0.0020	<0.0020	
BED1	9/16/2020	<0.0020	<0.0020	<0.0020	
BED1	6/5/2020	<0.0020	<0.0020	<0.0020	
BED1	1/30/2020	<0.0020	<0.0020	<0.0020	
BED1	10/16/2019	<0.0020	<0.0020	<0.0020	
PT	7/23/2019	0.036	<0.0020	<0.0020	

Concentrations are in micrograms per liter (ug/L). Concentrations are rounded by the laboratory and reported to two significant figures. For samples collected prior to 10/1/2013, results for PFOA are reported under the following protocol: ND < LOD < NQ < LOQ where ND = Not Detected, NQ = Not Quantifiable, LOD = Limit of Detection, LOQ = Limit of Quantitation; the LOD/LOQ may have varied by instrument and quarter. For samples collected after 10/1/2013, samples are reported to a reporting limit (RL) of 0.0050 ug/L for PFOA. For samples collected after 6/30/2016, each target compound RL is 0.0020 ug/L. J = Analyte present, reported value may not be accurate or precise; UJ = Not detected, reporting limit may not be accurate or precise; B = Not detected substantially above the level reported in the laboratory or field blanks. Samples identified as BED1 were collected after the first carbon bed. Samples identified as BED2 were collected after the second carbon bed and represent the treated water. All other samples collected were prior to Chemours treatment. Samples identified with -D or -DUP are duplicate samples. Starting with the 3Q20 samples, the samples are analyzed by USEPA Method 537.1. Prior to 3Q20, the samples were analyzed by a modified method 537. QREP = Qualification Re-Evaluation Program. OMM = Operation, Maintenance, and Monitoring. PWS = Public Water Service. NJDEP = New Jersey Department of Environmental Protection.

**Table 2. Residential Granular Activated Carbon (GAC) Treatment System Results –
Chemours Chambers Works, Deepwater, New Jersey**

Field Sample ID	Date	PFOA	PFOS	PFNA	Comments
BED1	7/23/2019	<0.0020	<0.0020	<0.0020	
BED1	4/15/2019	<0.0020	<0.0020	<0.0020	
BED1	1/24/2019	<0.0020	<0.0020	<0.0020	
BED1	10/29/2018	<0.0020	<0.0020	<0.0020	
PT	7/13/2018	0.022	<0.0020	<0.0020	
BED1	7/13/2018	<0.0020	<0.0020	<0.0020	
BED1	4/20/2018	<0.0020	<0.0020	<0.0020	
	10/27/2017	0.032	<0.0020	<0.0020	GAC installed 02/13/2018.
Location: 209					
BED1	11/2/2023	<0.0020	<0.0020	<0.0020	
PT	8/22/2023	0.053	0.0048	0.0033	
BED1	8/22/2023	<0.0020	<0.0020	<0.0020	
BED1	6/1/2023	<0.0020	<0.0020	<0.0020	
BED1	2/23/2023	<0.0020	<0.0020	<0.0020	Carbon Changeout 02/23/2023 - 5yr.
BED1	11/16/2022	<0.0020	<0.0020	<0.0020	
PT	8/8/2022	0.045	0.0042 J	0.0026	
BED1	8/8/2022	<0.0020	<0.0020	<0.0020	
BED1	5/9/2022	<0.0020	<0.0020	<0.0020	

Concentrations are in micrograms per liter (ug/L). Concentrations are rounded by the laboratory and reported to two significant figures. For samples collected prior to 10/1/2013, results for PFOA are reported under the following protocol: ND < LOD < NQ < LOQ where ND = Not Detected, NQ = Not Quantifiable, LOD = Limit of Detection, LOQ = Limit of Quantitation; the LOD/LOQ may have varied by instrument and quarter. For samples collected after 10/1/2013, samples are reported to a reporting limit (RL) of 0.0050 ug/L for PFOA. For samples collected after 6/30/2016, each target compound RL is 0.0020 ug/L. J = Analyte present, reported value may not be accurate or precise; UJ = Not detected, reporting limit may not be accurate or precise; B = Not detected substantially above the level reported in the laboratory or field blanks. Samples identified as BED1 were collected after the first carbon bed. Samples identified as BED2 were collected after the second carbon bed and represent the treated water. All other samples collected were prior to Chemours treatment. Samples identified with -D or -DUP are duplicate samples. Starting with the 3Q20 samples, the samples are analyzed by USEPA Method 537.1. Prior to 3Q20, the samples were analyzed by a modified method 537. QREP = Qualification Re-Evaluation Program. OMM = Operation, Maintenance, and Monitoring. PWS = Public Water Service. NJDEP = New Jersey Department of Environmental Protection.

**Table 2. Residential Granular Activated Carbon (GAC) Treatment System Results –
Chemours Chambers Works, Deepwater, New Jersey**

Field Sample ID	Date	PFOA	PFOS	PFNA	Comments
BED1	2/8/2022	<0.0020	<0.0020	<0.0020	
BED1	11/9/2021	<0.0020	<0.0020	<0.0020	
PT	8/25/2021	0.044	0.0051	0.0025	
BED1	8/25/2021	<0.0020	<0.0020	<0.0020	
BED1-DUP	8/25/2021	<0.0020	<0.0020	<0.0020	
BED1	5/11/2021	<0.0020	<0.0020	<0.0020	
BED1	2/15/2021	<0.0020	<0.0020	<0.0020	
BED1	12/3/2020	<0.0020	<0.0020	<0.0020	
PT	9/28/2020	0.037	0.0047	<0.0020	
BED1	9/28/2020	<0.0020	<0.0020	<0.0020	
BED1	6/17/2020	<0.0020	<0.0020	<0.0020	
BED1	3/9/2020	<0.0020	<0.0020	<0.0020	
PT	9/27/2019	0.040	0.0045	0.0022	
BED1	9/27/2019	<0.0020	<0.0020	<0.0020	
BED1	4/24/2019	<0.0020	<0.0020	<0.0020	
BED1	2/7/2019	<0.0020	<0.0020	<0.0020	
BED1	11/8/2018	<0.0020	<0.0020	<0.0020	
PT	7/10/2018	0.039	0.0041	<0.0020	

Concentrations are in micrograms per liter (ug/L). Concentrations are rounded by the laboratory and reported to two significant figures. For samples collected prior to 10/1/2013, results for PFOA are reported under the following protocol: ND < LOD < NQ < LOQ where ND = Not Detected, NQ = Not Quantifiable, LOD = Limit of Detection, LOQ = Limit of Quantitation; the LOD/LOQ may have varied by instrument and quarter. For samples collected after 10/1/2013, samples are reported to a reporting limit (RL) of 0.0050 ug/L for PFOA. For samples collected after 6/30/2016, each target compound RL is 0.0020 ug/L. J = Analyte present, reported value may not be accurate or precise; UJ = Not detected, reporting limit may not be accurate or precise; B = Not detected substantially above the level reported in the laboratory or field blanks. Samples identified as BED1 were collected after the first carbon bed. Samples identified as BED2 were collected after the second carbon bed and represent the treated water. All other samples collected were prior to Chemours treatment. Samples identified with -D or -DUP are duplicate samples. Starting with the 3Q20 samples, the samples are analyzed by USEPA Method 537.1. Prior to 3Q20, the samples were analyzed by a modified method 537. QREP = Qualification Re-Evaluation Program. OMM = Operation, Maintenance, and Monitoring. PWS = Public Water Service. NJDEP = New Jersey Department of Environmental Protection.

**Table 2. Residential Granular Activated Carbon (GAC) Treatment System Results –
Chemours Chambers Works, Deepwater, New Jersey**

Field Sample ID	Date	PFOA	PFOS	PFNA	Comments
BED1	7/10/2018	<0.0020	<0.0020	<0.0020	
BED1	4/20/2018	<0.0020	<0.0020	<0.0020	
	10/27/2017	0.039	0.0036	<0.0020	GAC installed 01/19/2018.
-DUP	10/27/2017	0.038	0.0036	<0.0020	GAC installed 01/19/2018.
Location: 211					
BED1	11/29/2023	<0.0020	<0.0020	<0.0020	
PT	8/28/2023	0.041	0.0084	0.010	
BED1	8/28/2023	<0.0020	<0.0020	<0.0020	
BED1	6/7/2023	<0.0020 UJ	<0.0020 UJ	<0.0020 UJ	Carbon Changeout 06/07/2023 - 5yr.
BED1	2/20/2023	<0.0020	<0.0020	<0.0020	
BED1	11/14/2022	<0.0020	<0.0020	<0.0020	
PT	9/7/2022	0.042	0.011	0.0096	
BED1	9/7/2022	<0.0020	<0.0020	<0.0020	
BED1	6/7/2022	<0.0020	<0.0020	<0.0020	
BED1	3/3/2022	<0.0020	<0.0020	<0.0020	
BED1	12/2/2021	<0.0020	<0.0020	<0.0020	
PT	9/1/2021	0.048	0.011 J	0.0094	
BED1	9/1/2021	<0.0020	<0.0020	<0.0020	

Concentrations are in micrograms per liter (ug/L). Concentrations are rounded by the laboratory and reported to two significant figures. For samples collected prior to 10/1/2013, results for PFOA are reported under the following protocol: ND < LOD < NQ < LOQ where ND = Not Detected, NQ = Not Quantifiable, LOD = Limit of Detection, LOQ = Limit of Quantitation; the LOD/LOQ may have varied by instrument and quarter. For samples collected after 10/1/2013, samples are reported to a reporting limit (RL) of 0.0050 ug/L for PFOA. For samples collected after 6/30/2016, each target compound RL is 0.0020 ug/L. J = Analyte present, reported value may not be accurate or precise; UJ = Not detected, reporting limit may not be accurate or precise; B = Not detected substantially above the level reported in the laboratory or field blanks. Samples identified as BED1 were collected after the first carbon bed. Samples identified as BED2 were collected after the second carbon bed and represent the treated water. All other samples collected were prior to Chemours treatment. Samples identified with -D or -DUP are duplicate samples. Starting with the 3Q20 samples, the samples are analyzed by USEPA Method 537.1. Prior to 3Q20, the samples were analyzed by a modified method 537. QREP = Qualification Re-Evaluation Program. OMM = Operation, Maintenance, and Monitoring. PWS = Public Water Service. NJDEP = New Jersey Department of Environmental Protection.

**Table 2. Residential Granular Activated Carbon (GAC) Treatment System Results –
Chemours Chambers Works, Deepwater, New Jersey**

Field Sample ID	Date	PFOA	PFOS	PFNA	Comments
BED1	6/28/2021	<0.0020	<0.0020	<0.0020	
BED1-DUP	6/28/2021	<0.0020	<0.0020	<0.0020	
BED1	2/15/2021	<0.0020	<0.0020	<0.0020	
BED1	12/3/2020	<0.0020	<0.0020	<0.0020	
PT	9/21/2020	0.046	0.011	0.0070	
BED1	9/21/2020	<0.0020	<0.0020	<0.0020	
BED1-DUP	9/21/2020	<0.0020	<0.0020	<0.0020	
BED1	6/29/2020	<0.0020	<0.0020	<0.0020	
BED1	12/5/2019	<0.0020	<0.0020	<0.0020	
PT	9/12/2019	0.063	0.014	0.0097	
BED1	9/12/2019	<0.0020	<0.0020	<0.0020	
BED1	5/30/2019	<0.0020	<0.0020	<0.0020	
BED1	3/11/2019	<0.0020	<0.0020	<0.0020	
BED1	11/13/2018	<0.0020	<0.0020	<0.0020	
PT	8/30/2018	0.052	0.010	0.0075	
BED1	8/30/2018	<0.0020	<0.0020	<0.0020	
BED1	4/16/2018	<0.0020	<0.0020	<0.0020	
	10/27/2017	0.06	0.01	0.0077	GAC installed 02/01/2018.

Concentrations are in micrograms per liter (ug/L). Concentrations are rounded by the laboratory and reported to two significant figures. For samples collected prior to 10/1/2013, results for PFOA are reported under the following protocol: ND < LOD < NQ < LOQ where ND = Not Detected, NQ = Not Quantifiable, LOD = Limit of Detection, LOQ = Limit of Quantitation; the LOD/LOQ may have varied by instrument and quarter. For samples collected after 10/1/2013, samples are reported to a reporting limit (RL) of 0.0050 ug/L for PFOA. For samples collected after 6/30/2016, each target compound RL is 0.0020 ug/L. J = Analyte present, reported value may not be accurate or precise; UJ = Not detected, reporting limit may not be accurate or precise; B = Not detected substantially above the level reported in the laboratory or field blanks. Samples identified as BED1 were collected after the first carbon bed. Samples identified as BED2 were collected after the second carbon bed and represent the treated water. All other samples collected were prior to Chemours treatment. Samples identified with -D or -DUP are duplicate samples. Starting with the 3Q20 samples, the samples are analyzed by USEPA Method 537.1. Prior to 3Q20, the samples were analyzed by a modified method 537. QREP = Qualification Re-Evaluation Program. OMM = Operation, Maintenance, and Monitoring. PWS = Public Water Service. NJDEP = New Jersey Department of Environmental Protection.

**Table 2. Residential Granular Activated Carbon (GAC) Treatment System Results –
Chemours Chambers Works, Deepwater, New Jersey**

Field Sample ID	Date	PFOA	PFOS	PFNA	Comments
Location: 213					
BED1	10/11/2023	<0.0020	<0.0020	<0.0020	
PT	7/25/2023	0.16	<0.0020	0.023	
BED1	7/25/2023	<0.0020	<0.0020	<0.0020	
BED1	4/24/2023	<0.0020	<0.0020	<0.0020	
BED1	3/23/2023	<0.0020	<0.0020	<0.0020	Carbon Changeout 03/23/2023 - 5yr.
BED1	10/25/2022	<0.0020	<0.0020	<0.0020	
PT	8/16/2022	0.019	<0.0020	0.0027	
BED1	8/16/2022	<0.0020	<0.0020	<0.0020	
BED1	5/9/2022	<0.0020	<0.0020	<0.0020	
BED1	2/15/2022	<0.0020	<0.0020	<0.0020	
BED1	11/16/2021	<0.0020	<0.0020	<0.0020	
PT	8/30/2021	0.032	<0.0020	0.0040	
BED1	8/30/2021	<0.0020	<0.0020	<0.0020	
BED1	5/13/2021	<0.0020	<0.0020	<0.0020	
BED1	2/15/2021	<0.0020	<0.0020	<0.0020	
BED1	10/29/2020	<0.0020	<0.0020	<0.0020	
PT	8/31/2020	0.18	<0.0020	0.016	

Concentrations are in micrograms per liter (ug/L). Concentrations are rounded by the laboratory and reported to two significant figures. For samples collected prior to 10/1/2013, results for PFOA are reported under the following protocol: ND < LOD < NQ < LOQ where ND = Not Detected, NQ = Not Quantifiable, LOD = Limit of Detection, LOQ = Limit of Quantitation; the LOD/LOQ may have varied by instrument and quarter. For samples collected after 10/1/2013, samples are reported to a reporting limit (RL) of 0.0050 ug/L for PFOA. For samples collected after 6/30/2016, each target compound RL is 0.0020 ug/L. J = Analyte present, reported value may not be accurate or precise; UJ = Not detected, reporting limit may not be accurate or precise; B = Not detected substantially above the level reported in the laboratory or field blanks. Samples identified as BED1 were collected after the first carbon bed. Samples identified as BED2 were collected after the second carbon bed and represent the treated water. All other samples collected were prior to Chemours treatment. Samples identified with -D or -DUP are duplicate samples. Starting with the 3Q20 samples, the samples are analyzed by USEPA Method 537.1. Prior to 3Q20, the samples were analyzed by a modified method 537. QREP = Qualification Re-Evaluation Program. OMM = Operation, Maintenance, and Monitoring. PWS = Public Water Service. NJDEP = New Jersey Department of Environmental Protection.

**Table 2. Residential Granular Activated Carbon (GAC) Treatment System Results –
Chemours Chambers Works, Deepwater, New Jersey**

Field Sample ID	Date	PFOA	PFOS	PFNA	Comments
BED1	8/31/2020	<0.0020	<0.0020	<0.0020	
BED1-DUP	8/31/2020	<0.0020	<0.0020	<0.0020	
BED1	6/11/2020	<0.0020	<0.0020	<0.0020	
BED1	2/17/2020	<0.0020	<0.0020	<0.0020	
BED1	11/12/2019	<0.0020	<0.0020	<0.0020	
PT	9/6/2019	0.039	<0.0020	0.0035	
BED1	9/6/2019	<0.0020	<0.0020	<0.0020	
BED1	5/20/2019	<0.0020	<0.0020	<0.0020	
BED1	1/8/2019	<0.0020	<0.0020	<0.0020	
BED1	10/22/2018	0.045	<0.0020	0.0034	
BED2	10/22/2018	<0.0020	<0.0020	<0.0020	
PT	7/10/2018	0.23	<0.0020	0.011	
BED1	7/10/2018	<0.0020	<0.0020	<0.0020	
BED1	4/12/2018	<0.0020	<0.0020	<0.0020	
	10/30/2017	0.047	<0.0020	0.0026	GAC installed 01/10/2018.
Location: 214					
BED1	12/7/2023	<0.0020	<0.0020	<0.0020	
PT	8/9/2023	0.026	0.0021	<0.0020	Carbon Changeout 08/09/2023 - 5yr.

Concentrations are in micrograms per liter (ug/L). Concentrations are rounded by the laboratory and reported to two significant figures. For samples collected prior to 10/1/2013, results for PFOA are reported under the following protocol: ND < LOD < NQ < LOQ where ND = Not Detected, NQ = Not Quantifiable, LOD = Limit of Detection, LOQ = Limit of Quantitation; the LOD/LOQ may have varied by instrument and quarter. For samples collected after 10/1/2013, samples are reported to a reporting limit (RL) of 0.0050 ug/L for PFOA. For samples collected after 6/30/2016, each target compound RL is 0.0020 ug/L. J = Analyte present, reported value may not be accurate or precise; UJ = Not detected, reporting limit may not be accurate or precise; B = Not detected substantially above the level reported in the laboratory or field blanks. Samples identified as BED1 were collected after the first carbon bed. Samples identified as BED2 were collected after the second carbon bed and represent the treated water. All other samples collected were prior to Chemours treatment. Samples identified with -D or -DUP are duplicate samples. Starting with the 3Q20 samples, the samples are analyzed by USEPA Method 537.1. Prior to 3Q20, the samples were analyzed by a modified method 537. QREP = Qualification Re-Evaluation Program. OMM = Operation, Maintenance, and Monitoring. PWS = Public Water Service. NJDEP = New Jersey Department of Environmental Protection.

**Table 2. Residential Granular Activated Carbon (GAC) Treatment System Results –
Chemours Chambers Works, Deepwater, New Jersey**

Field Sample ID	Date	PFOA	PFOS	PFNA	Comments
BED1	8/9/2023	<0.0020	<0.0020	<0.0020	Carbon Changeout 08/09/2023 - 5yr.
BED1	5/1/2023	<0.0020	<0.0020	<0.0020	
BED1	3/15/2023	<0.0020	<0.0020	<0.0020	
BED1	11/21/2022	<0.0020	<0.0020	<0.0020	
BED1-DUP	11/21/2022	<0.0020	<0.0020	<0.0020	
PT	7/5/2022	0.027	0.0023	<0.0020	
BED1	7/5/2022	<0.0020	<0.0020	<0.0020	
BED1	4/5/2022	<0.0020	<0.0020	<0.0020	
BED1-DUP	4/5/2022	<0.0020	<0.0020	<0.0020	
BED1	1/4/2022	<0.0020	<0.0020	<0.0020	
BED1-DUP	1/4/2022	<0.0020	<0.0020	<0.0020	
BED1	10/5/2021	<0.0020	<0.0020	<0.0020	
PT	7/8/2021	0.024	0.0021	<0.0020	
BED1	7/8/2021	<0.0020	<0.0020	<0.0020	
BED1-DUP	7/8/2021	<0.0020	<0.0020	<0.0020	
BED1	4/1/2021	<0.0020	<0.0020	<0.0020	
BED1-DUP	4/1/2021	<0.0020	<0.0020	<0.0020	
BED1	1/11/2021	<0.0020	<0.0020	<0.0020	

Concentrations are in micrograms per liter (ug/L). Concentrations are rounded by the laboratory and reported to two significant figures. For samples collected prior to 10/1/2013, results for PFOA are reported under the following protocol: ND < LOD < NQ < LOQ where ND = Not Detected, NQ = Not Quantifiable, LOD = Limit of Detection, LOQ = Limit of Quantitation; the LOD/LOQ may have varied by instrument and quarter. For samples collected after 10/1/2013, samples are reported to a reporting limit (RL) of 0.0050 ug/L for PFOA. For samples collected after 6/30/2016, each target compound RL is 0.0020 ug/L. J = Analyte present, reported value may not be accurate or precise; UJ = Not detected, reporting limit may not be accurate or precise; B = Not detected substantially above the level reported in the laboratory or field blanks. Samples identified as BED1 were collected after the first carbon bed. Samples identified as BED2 were collected after the second carbon bed and represent the treated water. All other samples collected were prior to Chemours treatment. Samples identified with -D or -DUP are duplicate samples. Starting with the 3Q20 samples, the samples are analyzed by USEPA Method 537.1. Prior to 3Q20, the samples were analyzed by a modified method 537. QREP = Qualification Re-Evaluation Program. OMM = Operation, Maintenance, and Monitoring. PWS = Public Water Service. NJDEP = New Jersey Department of Environmental Protection.

**Table 2. Residential Granular Activated Carbon (GAC) Treatment System Results –
Chemours Chambers Works, Deepwater, New Jersey**

Field Sample ID	Date	PFOA	PFOS	PFNA	Comments
BED1-DUP	1/11/2021	<0.0020	<0.0020	<0.0020	
BED1	11/10/2020	<0.0020	<0.0020	<0.0020	
PT	8/17/2020	0.024	0.0032	<0.0020	
BED1	8/17/2020	<0.0020	<0.0020	<0.0020	
BED1	6/22/2020	<0.0020	<0.0020	<0.0020	
BED1	3/17/2020	<0.0020	<0.0020	<0.0020	
BED1	10/15/2019	<0.0020	<0.0020	<0.0020	
PT	7/15/2019	0.028	0.0025	<0.0020	
BED1	7/15/2019	<0.0020	<0.0020	<0.0020	
BED1	6/3/2019	<0.0020	<0.0020	<0.0020	
BED1	3/18/2019	0.0026	<0.0020	<0.0020	
BED1	12/12/2018	<0.0020	<0.0020	<0.0020	
PT	8/27/2018	0.018	0.0032	<0.0020	
BED1	8/27/2018	<0.0020	<0.0020	<0.0020	
	10/30/2017	0.017	<0.0020	<0.0020	GAC installed 04/20/2018.
Location: 215					
BED1	10/25/2023	<0.0020	<0.0020	<0.0020	
BED1-DUP	10/25/2023	<0.0020	<0.0020	<0.0020	

Concentrations are in micrograms per liter (ug/L). Concentrations are rounded by the laboratory and reported to two significant figures. For samples collected prior to 10/1/2013, results for PFOA are reported under the following protocol: ND < LOD < NQ < LOQ where ND = Not Detected, NQ = Not Quantifiable, LOD = Limit of Detection, LOQ = Limit of Quantitation; the LOD/LOQ may have varied by instrument and quarter. For samples collected after 10/1/2013, samples are reported to a reporting limit (RL) of 0.0050 ug/L for PFOA. For samples collected after 6/30/2016, each target compound RL is 0.0020 ug/L. J = Analyte present, reported value may not be accurate or precise; UJ = Not detected, reporting limit may not be accurate or precise; B = Not detected substantially above the level reported in the laboratory or field blanks. Samples identified as BED1 were collected after the first carbon bed. Samples identified as BED2 were collected after the second carbon bed and represent the treated water. All other samples collected were prior to Chemours treatment. Samples identified with -D or -DUP are duplicate samples. Starting with the 3Q20 samples, the samples are analyzed by USEPA Method 537.1. Prior to 3Q20, the samples were analyzed by a modified method 537. QREP = Qualification Re-Evaluation Program. OMM = Operation, Maintenance, and Monitoring. PWS = Public Water Service. NJDEP = New Jersey Department of Environmental Protection.

**Table 2. Residential Granular Activated Carbon (GAC) Treatment System Results –
Chemours Chambers Works, Deepwater, New Jersey**

Field Sample ID	Date	PFOA	PFOS	PFNA	Comments
PT	8/23/2023	0.068	0.010	0.0075	
BED1	8/23/2023	<0.0020	<0.0020	<0.0020	
BED1-DUP	8/23/2023	<0.0020	<0.0020	<0.0020	
BED1	6/7/2023	<0.0020	<0.0020	<0.0020	Carbon Changeout 03/29/2023 - 5yr.
BED1-DUP	6/7/2023	<0.0020	<0.0020	<0.0020	Carbon Changeout 03/29/2023 - 5yr.
BED1	10/19/2022	<0.0020	<0.0020	<0.0020	
BED1-DUP	10/19/2022	<0.0020	<0.0020	<0.0020	
PT	8/18/2022	0.057	0.010	0.0060	
BED1	8/18/2022	0.0024	<0.0020	<0.0020	
BED2	8/18/2022	<0.0020	<0.0020	<0.0020	
BED1	4/27/2022	0.0056 J	<0.0020	<0.0020	
BED1-DUP	4/27/2022	0.0028 J	<0.0020	<0.0020	
BED2	4/27/2022	<0.0020	<0.0020	<0.0020	
BED1	2/2/2022	0.011	<0.0020	<0.0020	
BED1-DUP	2/2/2022	0.012	<0.0020	<0.0020	
BED2	2/2/2022	<0.0020	<0.0020	<0.0020	
BED1	11/4/2021	<0.0020	<0.0020	<0.0020	
PT	8/20/2021	0.070	0.011	0.0062	

Concentrations are in micrograms per liter (ug/L). Concentrations are rounded by the laboratory and reported to two significant figures. For samples collected prior to 10/1/2013, results for PFOA are reported under the following protocol: ND < LOD < NQ < LOQ where ND = Not Detected, NQ = Not Quantifiable, LOD = Limit of Detection, LOQ = Limit of Quantitation; the LOD/LOQ may have varied by instrument and quarter. For samples collected after 10/1/2013, samples are reported to a reporting limit (RL) of 0.0050 ug/L for PFOA. For samples collected after 6/30/2016, each target compound RL is 0.0020 ug/L. J = Analyte present, reported value may not be accurate or precise; UJ = Not detected, reporting limit may not be accurate or precise; B = Not detected substantially above the level reported in the laboratory or field blanks. Samples identified as BED1 were collected after the first carbon bed. Samples identified as BED2 were collected after the second carbon bed and represent the treated water. All other samples collected were prior to Chemours treatment. Samples identified with -D or -DUP are duplicate samples. Starting with the 3Q20 samples, the samples are analyzed by USEPA Method 537.1. Prior to 3Q20, the samples were analyzed by a modified method 537. QREP = Qualification Re-Evaluation Program. OMM = Operation, Maintenance, and Monitoring. PWS = Public Water Service. NJDEP = New Jersey Department of Environmental Protection.

**Table 2. Residential Granular Activated Carbon (GAC) Treatment System Results –
Chemours Chambers Works, Deepwater, New Jersey**

Field Sample ID	Date	PFOA	PFOS	PFNA	Comments
BED1	8/20/2021	<0.0020	<0.0020	<0.0020	
BED1-DUP	8/20/2021	<0.0020	<0.0020	<0.0020	
BED1	5/18/2021	<0.0020	<0.0020	<0.0020	
BED1	2/26/2021	<0.0020	<0.0020	<0.0020	
BED1	10/19/2020	<0.0020	<0.0020	<0.0020	
PT	8/17/2020	0.053	0.012	0.0055	
BED1	8/17/2020	<0.0020	<0.0020	<0.0020	
BED1-DUP	8/17/2020	<0.0020	<0.0020	<0.0020	
BED1	6/10/2020	<0.0020	<0.0020	<0.0020	
BED1	1/24/2020	<0.0020	<0.0020	<0.0020	
BED1	10/7/2019	<0.0020	<0.0020	<0.0020	
PT	7/10/2019	0.063	0.0099	0.0042	
BED1	7/10/2019	<0.0020	<0.0020	<0.0020	
BED1	4/8/2019	<0.0020	<0.0020	<0.0020	
BED1	1/16/2019	<0.0020	<0.0020	<0.0020	
BED1-DUP	1/16/2019	<0.0020	<0.0020	<0.0020	
BED1	10/29/2018	<0.0020	<0.0020	<0.0020	
BED1-DUP	10/29/2018	<0.0020	<0.0020	<0.0020	

Concentrations are in micrograms per liter (ug/L). Concentrations are rounded by the laboratory and reported to two significant figures. For samples collected prior to 10/1/2013, results for PFOA are reported under the following protocol: ND < LOD < NQ < LOQ where ND = Not Detected, NQ = Not Quantifiable, LOD = Limit of Detection, LOQ = Limit of Quantitation; the LOD/LOQ may have varied by instrument and quarter. For samples collected after 10/1/2013, samples are reported to a reporting limit (RL) of 0.0050 ug/L for PFOA. For samples collected after 6/30/2016, each target compound RL is 0.0020 ug/L. J = Analyte present, reported value may not be accurate or precise; UJ = Not detected, reporting limit may not be accurate or precise; B = Not detected substantially above the level reported in the laboratory or field blanks. Samples identified as BED1 were collected after the first carbon bed. Samples identified as BED2 were collected after the second carbon bed and represent the treated water. All other samples collected were prior to Chemours treatment. Samples identified with -D or -DUP are duplicate samples. Starting with the 3Q20 samples, the samples are analyzed by USEPA Method 537.1. Prior to 3Q20, the samples were analyzed by a modified method 537. QREP = Qualification Re-Evaluation Program. OMM = Operation, Maintenance, and Monitoring. PWS = Public Water Service. NJDEP = New Jersey Department of Environmental Protection.

**Table 2. Residential Granular Activated Carbon (GAC) Treatment System Results –
Chemours Chambers Works, Deepwater, New Jersey**

Field Sample ID	Date	PFOA	PFOS	PFNA	Comments
PT	7/18/2018	0.050	0.0087	0.0035	
BED1	7/18/2018	<0.0020	<0.0020	<0.0020	
BED1-DUP	7/18/2018	<0.0020	<0.0020	<0.0020	
BED1	4/13/2018	<0.0020	<0.0020	<0.0020	
BED1-DUP	4/13/2018	<0.0020	<0.0020	<0.0020	
	10/30/2017	0.049	0.0092	0.0033	GAC installed 01/16/2018.
Location: 216					
BED1	10/13/2023	<0.0020	<0.0020	<0.0020	
PT	8/14/2023	0.043 J	<0.0020 UJ	0.0021 J	
BED1	8/14/2023	<0.0020	<0.0020	<0.0020	
BED1	5/16/2023	<0.0020	<0.0020	<0.0020	
BED1	3/1/2023	<0.0020 UJ	<0.0020 UJ	<0.0020 UJ	Carbon Changeout 03/01/2023 - 5yr.
BED1	10/5/2022	<0.0020 UJ	<0.0020	<0.0020 UJ	
PT	7/13/2022	0.037	<0.0020	<0.0020	
BED1	7/13/2022	<0.0020	<0.0020	<0.0020	
BED1	4/6/2022	<0.0020	<0.0020	<0.0020	
BED1-DUP	4/6/2022	0.0024	<0.0020	<0.0020	
BED2	4/6/2022	<0.0020	<0.0020	<0.0020	

Concentrations are in micrograms per liter (ug/L). Concentrations are rounded by the laboratory and reported to two significant figures. For samples collected prior to 10/1/2013, results for PFOA are reported under the following protocol: ND < LOD < NQ < LOQ where ND = Not Detected, NQ = Not Quantifiable, LOD = Limit of Detection, LOQ = Limit of Quantitation; the LOD/LOQ may have varied by instrument and quarter. For samples collected after 10/1/2013, samples are reported to a reporting limit (RL) of 0.0050 ug/L for PFOA. For samples collected after 6/30/2016, each target compound RL is 0.0020 ug/L. J = Analyte present, reported value may not be accurate or precise; UJ = Not detected, reporting limit may not be accurate or precise; B = Not detected substantially above the level reported in the laboratory or field blanks. Samples identified as BED1 were collected after the first carbon bed. Samples identified as BED2 were collected after the second carbon bed and represent the treated water. All other samples collected were prior to Chemours treatment. Samples identified with -D or -DUP are duplicate samples. Starting with the 3Q20 samples, the samples are analyzed by USEPA Method 537.1. Prior to 3Q20, the samples were analyzed by a modified method 537. QREP = Qualification Re-Evaluation Program. OMM = Operation, Maintenance, and Monitoring. PWS = Public Water Service. NJDEP = New Jersey Department of Environmental Protection.

**Table 2. Residential Granular Activated Carbon (GAC) Treatment System Results –
Chemours Chambers Works, Deepwater, New Jersey**

Field Sample ID	Date	PFOA	PFOS	PFNA	Comments
BED1	1/5/2022	<0.0020	<0.0020	<0.0020	
BED1	10/7/2021	<0.0020	<0.0020	<0.0020	
PT	7/14/2021	0.049	0.0020	0.0025	
BED1	7/14/2021	<0.0020	<0.0020	<0.0020	
BED1	4/12/2021	<0.0020	<0.0020	<0.0020	
BED1	1/21/2021	0.0034	<0.0020	<0.0020	
BED2	1/21/2021	<0.0020	<0.0020	<0.0020	
BED1	10/7/2020	<0.0020	<0.0020	<0.0020	
PT	7/28/2020	0.036	<0.0020	0.0025	
BED1	7/28/2020	<0.0020	<0.0020	<0.0020	
BED1	6/5/2020	0.0042	<0.0020	<0.0020	
BED1	2/10/2020	<0.0020	<0.0020	<0.0020	
BED1	10/29/2019	<0.0020	<0.0020	<0.0020	
PT	8/21/2019	0.049	0.0057	0.0029	
BED1	8/21/2019	<0.0020	<0.0020	<0.0020	
BED1	5/8/2019	<0.0020	<0.0020	<0.0020	
BED1	3/7/2019	<0.0020	<0.0020	<0.0020	
BED1	12/13/2018	<0.0020	<0.0020	<0.0020	

Concentrations are in micrograms per liter (ug/L). Concentrations are rounded by the laboratory and reported to two significant figures. For samples collected prior to 10/1/2013, results for PFOA are reported under the following protocol: ND < LOD < NQ < LOQ where ND = Not Detected, NQ = Not Quantifiable, LOD = Limit of Detection, LOQ = Limit of Quantitation; the LOD/LOQ may have varied by instrument and quarter. For samples collected after 10/1/2013, samples are reported to a reporting limit (RL) of 0.0050 ug/L for PFOA. For samples collected after 6/30/2016, each target compound RL is 0.0020 ug/L. J = Analyte present, reported value may not be accurate or precise; UJ = Not detected, reporting limit may not be accurate or precise; B = Not detected substantially above the level reported in the laboratory or field blanks. Samples identified as BED1 were collected after the first carbon bed. Samples identified as BED2 were collected after the second carbon bed and represent the treated water. All other samples collected were prior to Chemours treatment. Samples identified with -D or -DUP are duplicate samples. Starting with the 3Q20 samples, the samples are analyzed by USEPA Method 537.1. Prior to 3Q20, the samples were analyzed by a modified method 537. QREP = Qualification Re-Evaluation Program. OMM = Operation, Maintenance, and Monitoring. PWS = Public Water Service. NJDEP = New Jersey Department of Environmental Protection.

**Table 2. Residential Granular Activated Carbon (GAC) Treatment System Results –
Chemours Chambers Works, Deepwater, New Jersey**

Field Sample ID	Date	PFOA	PFOS	PFNA	Comments
PT	7/24/2018	0.058	0.0029	0.0042	
BED1	7/24/2018	<0.0020	<0.0020	<0.0020	
BED1	4/16/2018	<0.0020	<0.0020	<0.0020	
	10/30/2017	0.027	<0.0020	<0.0020	GAC installed 01/19/2018.
Location: 217					
BED1	11/10/2023	<0.0020	<0.0020	<0.0020	
PT	8/21/2023	0.066	0.0036	0.014	
BED1	8/21/2023	<0.0020	<0.0020	<0.0020	
BED1	6/5/2023	<0.0020	<0.0020	<0.0020	
BED1	3/31/2023	<0.0020	<0.0020	<0.0020	Carbon Changeout 03/31/2023 - 5yr.
BED1	10/17/2022	<0.0020	<0.0020	<0.0020	
PT	7/18/2022	0.062	0.0031	0.010	
BED1	7/18/2022	0.0042	<0.0020	<0.0020	
BED2	7/18/2022	<0.0020	<0.0020	<0.0020	
BED1	4/19/2022	<0.0020	<0.0020	<0.0020	
BED1	1/24/2022	<0.0020	<0.0020	<0.0020	
BED1-DUP	1/24/2022	<0.0020	<0.0020	<0.0020	
BED1	10/12/2021	<0.0020	<0.0020	<0.0020	

Concentrations are in micrograms per liter (ug/L). Concentrations are rounded by the laboratory and reported to two significant figures. For samples collected prior to 10/1/2013, results for PFOA are reported under the following protocol: ND < LOD < NQ < LOQ where ND = Not Detected, NQ = Not Quantifiable, LOD = Limit of Detection, LOQ = Limit of Quantitation; the LOD/LOQ may have varied by instrument and quarter. For samples collected after 10/1/2013, samples are reported to a reporting limit (RL) of 0.0050 ug/L for PFOA. For samples collected after 6/30/2016, each target compound RL is 0.0020 ug/L. J = Analyte present, reported value may not be accurate or precise; UJ = Not detected, reporting limit may not be accurate or precise; B = Not detected substantially above the level reported in the laboratory or field blanks. Samples identified as BED1 were collected after the first carbon bed. Samples identified as BED2 were collected after the second carbon bed and represent the treated water. All other samples collected were prior to Chemours treatment. Samples identified with -D or -DUP are duplicate samples. Starting with the 3Q20 samples, the samples are analyzed by USEPA Method 537.1. Prior to 3Q20, the samples were analyzed by a modified method 537. QREP = Qualification Re-Evaluation Program. OMM = Operation, Maintenance, and Monitoring. PWS = Public Water Service. NJDEP = New Jersey Department of Environmental Protection.

**Table 2. Residential Granular Activated Carbon (GAC) Treatment System Results –
Chemours Chambers Works, Deepwater, New Jersey**

Field Sample ID	Date	PFOA	PFOS	PFNA	Comments
BED1-DUP	10/12/2021	<0.0020	<0.0020	<0.0020	
PT	7/19/2021	0.080	0.0035	0.015	
BED1	7/19/2021	0.015	<0.0020	<0.0020	
BED2	7/19/2021	<0.0020	<0.0020	<0.0020	
BED1	4/28/2021	<0.0020	<0.0020	<0.0020	
BED1	2/4/2021	<0.0020	<0.0020	<0.0020	
BED1	10/29/2020	<0.0020	<0.0020	<0.0020	
PT	8/27/2020	0.091	0.0037 J	0.015 J	
BED1	8/27/2020	<0.0020	<0.0020	<0.0020	
BED1	6/12/2020	<0.0020	<0.0020	<0.0020	
BED1	2/6/2020	<0.0020	<0.0020	<0.0020	
BED1	10/29/2019	<0.0020	<0.0020	<0.0020	
PT	8/21/2019	0.091	0.0064	0.016	
BED1	8/21/2019	<0.0020	<0.0020	<0.0020	
BED1	5/7/2019	<0.0020	<0.0020	<0.0020	
BED1	2/4/2019	<0.0020	<0.0020	<0.0020	
BED1	11/2/2018	<0.0020	<0.0020	<0.0020	
PT	7/13/2018	0.093	0.0037	0.014	

Concentrations are in micrograms per liter (ug/L). Concentrations are rounded by the laboratory and reported to two significant figures. For samples collected prior to 10/1/2013, results for PFOA are reported under the following protocol: ND < LOD < NQ < LOQ where ND = Not Detected, NQ = Not Quantifiable, LOD = Limit of Detection, LOQ = Limit of Quantitation; the LOD/LOQ may have varied by instrument and quarter. For samples collected after 10/1/2013, samples are reported to a reporting limit (RL) of 0.0050 ug/L for PFOA. For samples collected after 6/30/2016, each target compound RL is 0.0020 ug/L. J = Analyte present, reported value may not be accurate or precise; UJ = Not detected, reporting limit may not be accurate or precise; B = Not detected substantially above the level reported in the laboratory or field blanks. Samples identified as BED1 were collected after the first carbon bed. Samples identified as BED2 were collected after the second carbon bed and represent the treated water. All other samples collected were prior to Chemours treatment. Samples identified with -D or -DUP are duplicate samples. Starting with the 3Q20 samples, the samples are analyzed by USEPA Method 537.1. Prior to 3Q20, the samples were analyzed by a modified method 537. QREP = Qualification Re-Evaluation Program. OMM = Operation, Maintenance, and Monitoring. PWS = Public Water Service. NJDEP = New Jersey Department of Environmental Protection.

**Table 2. Residential Granular Activated Carbon (GAC) Treatment System Results –
Chemours Chambers Works, Deepwater, New Jersey**

Field Sample ID	Date	PFOA	PFOS	PFNA	Comments
BED1	7/13/2018	<0.0020	<0.0020	<0.0020	
BED1	4/13/2018	<0.0020	<0.0020	<0.0020	
	10/30/2017	0.089	0.004	0.013	GAC installed 01/16/2018.
Location: 218					
BED1	11/9/2023	<0.0020	<0.0020	<0.0020	
PT	8/17/2023	0.080	0.0076	0.011	
BED1	8/17/2023	<0.0020	<0.0020	<0.0020	
BED1	5/8/2023	<0.0020	<0.0020	<0.0020	
BED1	2/15/2023	<0.0020 UJ	<0.0020 UJ	<0.0020 UJ	Carbon Changeout 02/15/2023 - 5yr.
BED1	10/25/2022	<0.0020	<0.0020	<0.0020	
PT	8/17/2022	0.075	0.0063	0.0073	
BED1	8/17/2022	<0.0020	<0.0020	<0.0020	
BED1	4/28/2022	<0.0020	<0.0020	<0.0020	
BED1	2/1/2022	<0.0020	<0.0020	<0.0020	
BED1	10/22/2021	<0.0020	<0.0020	<0.0020	
BED1-DUP	10/22/2021	<0.0020	<0.0020	<0.0020	
PT	7/23/2021	0.086	0.0058	0.0075	
BED1	7/23/2021	<0.0020	<0.0020	<0.0020	

Concentrations are in micrograms per liter (ug/L). Concentrations are rounded by the laboratory and reported to two significant figures. For samples collected prior to 10/1/2013, results for PFOA are reported under the following protocol: ND < LOD < NQ < LOQ where ND = Not Detected, NQ = Not Quantifiable, LOD = Limit of Detection, LOQ = Limit of Quantitation; the LOD/LOQ may have varied by instrument and quarter. For samples collected after 10/1/2013, samples are reported to a reporting limit (RL) of 0.0050 ug/L for PFOA. For samples collected after 6/30/2016, each target compound RL is 0.0020 ug/L. J = Analyte present, reported value may not be accurate or precise; UJ = Not detected, reporting limit may not be accurate or precise; B = Not detected substantially above the level reported in the laboratory or field blanks. Samples identified as BED1 were collected after the first carbon bed. Samples identified as BED2 were collected after the second carbon bed and represent the treated water. All other samples collected were prior to Chemours treatment. Samples identified with -D or -DUP are duplicate samples. Starting with the 3Q20 samples, the samples are analyzed by USEPA Method 537.1. Prior to 3Q20, the samples were analyzed by a modified method 537. QREP = Qualification Re-Evaluation Program. OMM = Operation, Maintenance, and Monitoring. PWS = Public Water Service. NJDEP = New Jersey Department of Environmental Protection.

**Table 2. Residential Granular Activated Carbon (GAC) Treatment System Results –
Chemours Chambers Works, Deepwater, New Jersey**

Field Sample ID	Date	PFOA	PFOS	PFNA	Comments
BED1	4/23/2021	<0.0020	<0.0020	<0.0020	
BED1	1/26/2021	<0.0020	<0.0020	<0.0020	
BED1	10/7/2020	<0.0020	<0.0020	<0.0020	
BED1-DUP	10/7/2020	<0.0020	<0.0020	<0.0020	
PT	8/3/2020	0.063	0.0065	0.0072	
BED1	8/3/2020	<0.002	<0.002	<0.002	
BED1	6/5/2020	<0.0020	<0.0020	<0.0020	
BED1	2/24/2020	<0.0020	<0.0020	<0.0020	
BED1	10/18/2019	<0.0020	<0.0020	<0.0020	
PT	7/15/2019	0.082	0.0078	0.0074	
BED1	7/15/2019	<0.0020	<0.0020	<0.0020	
BED1	4/11/2019	<0.0020	<0.0020	<0.0020	
BED1	1/23/2019	<0.0020	<0.0020	<0.0020	
BED1-DUP	1/23/2019	<0.0020	<0.0020	<0.0020	
BED1	11/5/2018	<0.0020	<0.0020	<0.0020	
BED1-DUP	11/5/2018	<0.0020	<0.0020	<0.0020	
PT	7/30/2018	0.073	0.0097	0.0076	
BED1	7/30/2018	<0.0020	<0.0020	<0.0020	

Concentrations are in micrograms per liter (ug/L). Concentrations are rounded by the laboratory and reported to two significant figures. For samples collected prior to 10/1/2013, results for PFOA are reported under the following protocol: ND < LOD < NQ < LOQ where ND = Not Detected, NQ = Not Quantifiable, LOD = Limit of Detection, LOQ = Limit of Quantitation; the LOD/LOQ may have varied by instrument and quarter. For samples collected after 10/1/2013, samples are reported to a reporting limit (RL) of 0.0050 ug/L for PFOA. For samples collected after 6/30/2016, each target compound RL is 0.0020 ug/L. J = Analyte present, reported value may not be accurate or precise; UJ = Not detected, reporting limit may not be accurate or precise; B = Not detected substantially above the level reported in the laboratory or field blanks. Samples identified as BED1 were collected after the first carbon bed. Samples identified as BED2 were collected after the second carbon bed and represent the treated water. All other samples collected were prior to Chemours treatment. Samples identified with -D or -DUP are duplicate samples. Starting with the 3Q20 samples, the samples are analyzed by USEPA Method 537.1. Prior to 3Q20, the samples were analyzed by a modified method 537. QREP = Qualification Re-Evaluation Program. OMM = Operation, Maintenance, and Monitoring. PWS = Public Water Service. NJDEP = New Jersey Department of Environmental Protection.

**Table 2. Residential Granular Activated Carbon (GAC) Treatment System Results –
Chemours Chambers Works, Deepwater, New Jersey**

Field Sample ID	Date	PFOA	PFOS	PFNA	Comments
BED1-DUP	7/30/2018	<0.0020	<0.0020	<0.0020	
BED1	4/12/2018	<0.0020	<0.0020	<0.0020	
BED1-DUP	4/12/2018	<0.0020	<0.0020	<0.0020	
	10/31/2017	0.078	0.0075	0.0069	GAC installed 01/25/2018.
Location: 219					
BED1	12/15/2023	<0.0020	<0.0020	<0.0020	
PT	8/15/2023	0.060	0.0032	<0.0020	
BED1	8/15/2023	<0.0020	<0.0020	<0.0020	
BED1	5/24/2023	<0.0020	<0.0020	<0.0020	
BED1	2/14/2023	<0.0020	<0.0020	<0.0020	Carbon Changeout 02/14/2023 - 5yr.
BED1	11/15/2022	<0.0020	<0.0020	<0.0020	
PT	9/14/2022	0.050	0.0030	<0.0020	
BED1	9/14/2022	<0.0020	<0.0020	<0.0020	
BED1	6/7/2022	<0.0020	<0.0020	<0.0020	
BED1-DUP	6/7/2022	<0.0020	<0.0020	<0.0020	
BED1	2/17/2022	<0.0020	<0.0020	<0.0020	
BED1	11/22/2021	<0.0020	<0.0020	<0.0020	
BED1-DUP	11/22/2021	<0.0020	<0.0020	<0.0020	

Concentrations are in micrograms per liter (ug/L). Concentrations are rounded by the laboratory and reported to two significant figures. For samples collected prior to 10/1/2013, results for PFOA are reported under the following protocol: ND < LOD < NQ < LOQ where ND = Not Detected, NQ = Not Quantifiable, LOD = Limit of Detection, LOQ = Limit of Quantitation; the LOD/LOQ may have varied by instrument and quarter. For samples collected after 10/1/2013, samples are reported to a reporting limit (RL) of 0.0050 ug/L for PFOA. For samples collected after 6/30/2016, each target compound RL is 0.0020 ug/L. J = Analyte present, reported value may not be accurate or precise; UJ = Not detected, reporting limit may not be accurate or precise; B = Not detected substantially above the level reported in the laboratory or field blanks. Samples identified as BED1 were collected after the first carbon bed. Samples identified as BED2 were collected after the second carbon bed and represent the treated water. All other samples collected were prior to Chemours treatment. Samples identified with -D or -DUP are duplicate samples. Starting with the 3Q20 samples, the samples are analyzed by USEPA Method 537.1. Prior to 3Q20, the samples were analyzed by a modified method 537. QREP = Qualification Re-Evaluation Program. OMM = Operation, Maintenance, and Monitoring. PWS = Public Water Service. NJDEP = New Jersey Department of Environmental Protection.

**Table 2. Residential Granular Activated Carbon (GAC) Treatment System Results –
Chemours Chambers Works, Deepwater, New Jersey**

Field Sample ID	Date	PFOA	PFOS	PFNA	Comments
PT	9/20/2021	0.041	0.0022	<0.0020	
BED1	9/20/2021	<0.0020	<0.0020	<0.0020	
BED1-DUP	9/20/2021	<0.0020	<0.0020	<0.0020	
BED1	4/29/2021	<0.0020	<0.0020	<0.0020	
BED1	2/4/2021	<0.0020	<0.0020	<0.0020	
BED1	10/27/2020	<0.0020	<0.0020	<0.0020	
BED1-DUP	10/27/2020	<0.0020	<0.0020	<0.0020	
PT	8/19/2020	0.053	0.0028	<0.0020	
BED1	8/19/2020	<0.0020	<0.0020	<0.0020	
BED1	6/5/2020	<0.0020	<0.0020	<0.0020	
BED1	1/24/2020	<0.0020	<0.0020	<0.0020	
BED1	10/8/2019	<0.0020	<0.0020	<0.0020	
PT	7/9/2019	0.040	0.0026	<0.0020	
BED1	7/9/2019	<0.0020	<0.0020	<0.0020	
BED1	4/3/2019	<0.0020	<0.0020	<0.0020	
BED1	1/11/2019	<0.0020	<0.0020	<0.0020	
BED1	10/24/2018	<0.0020	<0.0020	<0.0020	
PT	7/11/2018	0.041	0.0028	<0.0020	

Concentrations are in micrograms per liter (ug/L). Concentrations are rounded by the laboratory and reported to two significant figures. For samples collected prior to 10/1/2013, results for PFOA are reported under the following protocol: ND < LOD < NQ < LOQ where ND = Not Detected, NQ = Not Quantifiable, LOD = Limit of Detection, LOQ = Limit of Quantitation; the LOD/LOQ may have varied by instrument and quarter. For samples collected after 10/1/2013, samples are reported to a reporting limit (RL) of 0.0050 ug/L for PFOA. For samples collected after 6/30/2016, each target compound RL is 0.0020 ug/L. J = Analyte present, reported value may not be accurate or precise; UJ = Not detected, reporting limit may not be accurate or precise; B = Not detected substantially above the level reported in the laboratory or field blanks. Samples identified as BED1 were collected after the first carbon bed. Samples identified as BED2 were collected after the second carbon bed and represent the treated water. All other samples collected were prior to Chemours treatment. Samples identified with -D or -DUP are duplicate samples. Starting with the 3Q20 samples, the samples are analyzed by USEPA Method 537.1. Prior to 3Q20, the samples were analyzed by a modified method 537. QREP = Qualification Re-Evaluation Program. OMM = Operation, Maintenance, and Monitoring. PWS = Public Water Service. NJDEP = New Jersey Department of Environmental Protection.

**Table 2. Residential Granular Activated Carbon (GAC) Treatment System Results –
Chemours Chambers Works, Deepwater, New Jersey**

Field Sample ID	Date	PFOA	PFOS	PFNA	Comments
BED1	7/11/2018	<0.0020	<0.0020	<0.0020	
BED1	4/12/2018	<0.0020	<0.0020	<0.0020	
	10/31/2017	0.042	0.003	<0.0020	GAC installed 01/25/2018.
Location: 220					
BED1	10/24/2023	<0.0020	<0.0020	<0.0020	
PT	7/10/2023	0.027	<0.0020	<0.0020	
BED1	7/10/2023	<0.0020	<0.0020	<0.0020	
BED1-DUP	7/10/2023	<0.0020	<0.0020	<0.0020	
BED1	4/3/2023	<0.0020	<0.0020	<0.0020	
BED1-DUP	4/3/2023	<0.0020	<0.0020	<0.0020	
BED1	1/9/2023	<0.0020	<0.0020	<0.0020	
BED1-DUP	1/9/2023	<0.0020	<0.0020	<0.0020	
BED1	10/12/2022	<0.0020	<0.0020	<0.0020	
BED1-DUP	10/12/2022	<0.0020	<0.0020	<0.0020	
PT	7/25/2022	0.034	<0.0020	<0.0020	
BED1	7/25/2022	<0.0020 UJ	<0.0020 UJ	<0.0020 UJ	
BED1-DUP	7/25/2022	<0.0020	<0.0020	<0.0020	
BED1	4/18/2022	<0.0020	<0.0020	<0.0020	

Concentrations are in micrograms per liter (ug/L). Concentrations are rounded by the laboratory and reported to two significant figures. For samples collected prior to 10/1/2013, results for PFOA are reported under the following protocol: ND < LOD < NQ < LOQ where ND = Not Detected, NQ = Not Quantifiable, LOD = Limit of Detection, LOQ = Limit of Quantitation; the LOD/LOQ may have varied by instrument and quarter. For samples collected after 10/1/2013, samples are reported to a reporting limit (RL) of 0.0050 ug/L for PFOA. For samples collected after 6/30/2016, each target compound RL is 0.0020 ug/L. J = Analyte present, reported value may not be accurate or precise; UJ = Not detected, reporting limit may not be accurate or precise; B = Not detected substantially above the level reported in the laboratory or field blanks. Samples identified as BED1 were collected after the first carbon bed. Samples identified as BED2 were collected after the second carbon bed and represent the treated water. All other samples collected were prior to Chemours treatment. Samples identified with -D or -DUP are duplicate samples. Starting with the 3Q20 samples, the samples are analyzed by USEPA Method 537.1. Prior to 3Q20, the samples were analyzed by a modified method 537. QREP = Qualification Re-Evaluation Program. OMM = Operation, Maintenance, and Monitoring. PWS = Public Water Service. NJDEP = New Jersey Department of Environmental Protection.

**Table 2. Residential Granular Activated Carbon (GAC) Treatment System Results –
Chemours Chambers Works, Deepwater, New Jersey**

Field Sample ID	Date	PFOA	PFOS	PFNA	Comments
BED1	1/24/2022	<0.0020	<0.0020	<0.0020	
BED1-DUP	1/24/2022	<0.0020	<0.0020	<0.0020	
BED1	10/6/2021	<0.0020	<0.0020	<0.0020	
BED1-DUP	10/6/2021	<0.0020	<0.0020	<0.0020	
PT	7/19/2021	0.026	<0.0020	<0.0020	
BED1	7/19/2021	<0.0020	<0.0020	<0.0020	
BED1-DUP	7/19/2021	<0.0020	<0.0020	<0.0020	
BED1	4/6/2021	<0.0020	<0.0020	<0.0020	
BED1	1/11/2021	<0.0020	<0.0020	<0.0020	
BED1	10/5/2020	<0.0020	<0.0020	<0.0020	
PT	8/3/2020	0.023	<0.002	<0.002	
BED1	8/3/2020	<0.002	<0.002	<0.002	
BED1	6/4/2020	<0.0020	<0.0020	<0.0020	
BED1-DUP	6/4/2020	<0.0020	<0.0020	<0.0020	
BED1	1/24/2020	<0.0020	<0.0020	<0.0020	
	8/14/2019	0.021	<0.0020	<0.0020	GAC installed 10/21/2019.
-DUP	4/23/2018	0.0094	<0.0020	<0.0020	
	4/23/2018	0.0091	<0.0020	<0.0020	

Concentrations are in micrograms per liter (ug/L). Concentrations are rounded by the laboratory and reported to two significant figures. For samples collected prior to 10/1/2013, results for PFOA are reported under the following protocol: ND < LOD < NQ < LOQ where ND = Not Detected, NQ = Not Quantifiable, LOD = Limit of Detection, LOQ = Limit of Quantitation; the LOD/LOQ may have varied by instrument and quarter. For samples collected after 10/1/2013, samples are reported to a reporting limit (RL) of 0.0050 ug/L for PFOA. For samples collected after 6/30/2016, each target compound RL is 0.0020 ug/L. J = Analyte present, reported value may not be accurate or precise; UJ = Not detected, reporting limit may not be accurate or precise; B = Not detected substantially above the level reported in the laboratory or field blanks. Samples identified as BED1 were collected after the first carbon bed. Samples identified as BED2 were collected after the second carbon bed and represent the treated water. All other samples collected were prior to Chemours treatment. Samples identified with -D or -DUP are duplicate samples. Starting with the 3Q20 samples, the samples are analyzed by USEPA Method 537.1. Prior to 3Q20, the samples were analyzed by a modified method 537. QREP = Qualification Re-Evaluation Program. OMM = Operation, Maintenance, and Monitoring. PWS = Public Water Service. NJDEP = New Jersey Department of Environmental Protection.

**Table 2. Residential Granular Activated Carbon (GAC) Treatment System Results –
Chemours Chambers Works, Deepwater, New Jersey**

Field Sample ID	Date	PFOA	PFOS	PFNA	Comments
	11/3/2017	0.011	<0.0020	<0.0020	
Location: 222					
BED1	11/6/2023	<0.0020	<0.0020	<0.0020	
BED1-DUP	11/6/2023	<0.0020	<0.0020	<0.0020	
PT	8/23/2023	0.10	0.0050	0.011	
BED1	8/23/2023	<0.0020	<0.0020	<0.0020	
BED1	5/15/2023	<0.0020	<0.0020	<0.0020	
BED1	2/16/2023	<0.0020 UJ	<0.0020 UJ	<0.0020 UJ	Carbon Changeout 02/16/2023 - 5yr.
BED1	10/20/2022	<0.0020	<0.0020	<0.0020	
PT	8/9/2022	0.059	0.0049 J	0.0060	
BED1	8/9/2022	<0.0020	<0.0020	<0.0020	
BED1	4/25/2022	<0.0020	<0.0020	<0.0020	
BED1	2/1/2022	<0.0020	<0.0020	<0.0020	
BED1	10/11/2021	<0.0020	<0.0020	<0.0020	
PT	7/19/2021	0.065	0.010	0.0074	
BED1	7/19/2021	<0.0020	<0.0020	<0.0020	
BED1	4/15/2021	<0.0020	<0.0020	<0.0020	
BED1	1/21/2021	<0.0020	<0.0020	<0.0020	

Concentrations are in micrograms per liter (ug/L). Concentrations are rounded by the laboratory and reported to two significant figures. For samples collected prior to 10/1/2013, results for PFOA are reported under the following protocol: ND < LOD < NQ < LOQ where ND = Not Detected, NQ = Not Quantifiable, LOD = Limit of Detection, LOQ = Limit of Quantitation; the LOD/LOQ may have varied by instrument and quarter. For samples collected after 10/1/2013, samples are reported to a reporting limit (RL) of 0.0050 ug/L for PFOA. For samples collected after 6/30/2016, each target compound RL is 0.0020 ug/L. J = Analyte present, reported value may not be accurate or precise; UJ = Not detected, reporting limit may not be accurate or precise; B = Not detected substantially above the level reported in the laboratory or field blanks. Samples identified as BED1 were collected after the first carbon bed. Samples identified as BED2 were collected after the second carbon bed and represent the treated water. All other samples collected were prior to Chemours treatment. Samples identified with -D or -DUP are duplicate samples. Starting with the 3Q20 samples, the samples are analyzed by USEPA Method 537.1. Prior to 3Q20, the samples were analyzed by a modified method 537. QREP = Qualification Re-Evaluation Program. OMM = Operation, Maintenance, and Monitoring. PWS = Public Water Service. NJDEP = New Jersey Department of Environmental Protection.

**Table 2. Residential Granular Activated Carbon (GAC) Treatment System Results –
Chemours Chambers Works, Deepwater, New Jersey**

Field Sample ID	Date	PFOA	PFOS	PFNA	Comments
BED1	10/14/2020	<0.0020	<0.0020	<0.0020	
BED1-DUP	10/14/2020	<0.0020	<0.0020	<0.0020	
PT	8/6/2020	0.058	0.0061	0.0053	
BED1	8/6/2020	<0.0020	<0.0020	<0.0020	
BED1	6/8/2020	<0.0020	<0.0020	<0.0020	
BED1	1/27/2020	0.0026	<0.0020	<0.0020	
BED1	10/11/2019	<0.0020	<0.0020	<0.0020	
PT	7/10/2019	0.060	0.012	0.0077	
BED1	7/10/2019	<0.0020	<0.0020	<0.0020	
BED1	4/5/2019	<0.0020	<0.0020	<0.0020	
BED1	1/10/2019	<0.0020	<0.0020	<0.0020	
BED1	10/25/2018	<0.0020	<0.0020	<0.0020	
BED1-DUP	10/25/2018	<0.0020	<0.0020	<0.0020	
PT	7/10/2018	0.047	0.0077	0.0065	
BED1	7/10/2018	<0.0020	<0.0020	<0.0020	
BED1	4/17/2018	<0.0020	<0.0020	<0.0020	
	11/3/2017	0.058	0.0059	0.0088	GAC installed 01/18/2018.

Concentrations are in micrograms per liter (ug/L). Concentrations are rounded by the laboratory and reported to two significant figures. For samples collected prior to 10/1/2013, results for PFOA are reported under the following protocol: ND < LOD < NQ < LOQ where ND = Not Detected, NQ = Not Quantifiable, LOD = Limit of Detection, LOQ = Limit of Quantitation; the LOD/LOQ may have varied by instrument and quarter. For samples collected after 10/1/2013, samples are reported to a reporting limit (RL) of 0.0050 ug/L for PFOA. For samples collected after 6/30/2016, each target compound RL is 0.0020 ug/L. J = Analyte present, reported value may not be accurate or precise; UJ = Not detected, reporting limit may not be accurate or precise; B = Not detected substantially above the level reported in the laboratory or field blanks. Samples identified as BED1 were collected after the first carbon bed. Samples identified as BED2 were collected after the second carbon bed and represent the treated water. All other samples collected were prior to Chemours treatment. Samples identified with -D or -DUP are duplicate samples. Starting with the 3Q20 samples, the samples are analyzed by USEPA Method 537.1. Prior to 3Q20, the samples were analyzed by a modified method 537. QREP = Qualification Re-Evaluation Program. OMM = Operation, Maintenance, and Monitoring. PWS = Public Water Service. NJDEP = New Jersey Department of Environmental Protection.

**Table 2. Residential Granular Activated Carbon (GAC) Treatment System Results –
Chemours Chambers Works, Deepwater, New Jersey**

Field Sample ID	Date	PFOA	PFOS	PFNA	Comments
Location: 223					
BED1	10/13/2023	<0.0020	<0.0020	<0.0020	
BED1-DUP	10/13/2023	<0.0020	<0.0020	<0.0020	
PT	8/7/2023	0.036	0.0077	0.0026	
BED1	8/7/2023	<0.0020	<0.0020	<0.0020	
BED1	5/16/2023	<0.0020 UJ	<0.0020 UJ	<0.0020 UJ	Carbon Changeout 05/16/2023 - 5yr.
BED1	1/11/2023	<0.0020	<0.0020	<0.0020	
BED1-DUP	1/11/2023	<0.0020	<0.0020	<0.0020	
BED1	10/12/2022	<0.0020	<0.0020	<0.0020	
PT	7/11/2022	0.029	0.0076	0.0020	
BED1	7/11/2022	<0.0020	<0.0020	<0.0020	
BED1	4/6/2022	<0.0020	<0.0020	<0.0020	
BED1	1/6/2022	<0.0020	<0.0020	<0.0020	
BED1	10/8/2021	<0.0020	<0.0020	<0.0020	
BED1-DUP	10/8/2021	<0.0020	<0.0020	<0.0020	
PT	7/14/2021	0.032	0.0086	0.0020	
BED1	7/14/2021	<0.0020	<0.0020	<0.0020	
BED1	4/13/2021	<0.0020	<0.0020	<0.0020	

Concentrations are in micrograms per liter (ug/L). Concentrations are rounded by the laboratory and reported to two significant figures. For samples collected prior to 10/1/2013, results for PFOA are reported under the following protocol: ND < LOD < NQ < LOQ where ND = Not Detected, NQ = Not Quantifiable, LOD = Limit of Detection, LOQ = Limit of Quantitation; the LOD/LOQ may have varied by instrument and quarter. For samples collected after 10/1/2013, samples are reported to a reporting limit (RL) of 0.0050 ug/L for PFOA. For samples collected after 6/30/2016, each target compound RL is 0.0020 ug/L. J = Analyte present, reported value may not be accurate or precise; UJ = Not detected, reporting limit may not be accurate or precise; B = Not detected substantially above the level reported in the laboratory or field blanks. Samples identified as BED1 were collected after the first carbon bed. Samples identified as BED2 were collected after the second carbon bed and represent the treated water. All other samples collected were prior to Chemours treatment. Samples identified with -D or -DUP are duplicate samples. Starting with the 3Q20 samples, the samples are analyzed by USEPA Method 537.1. Prior to 3Q20, the samples were analyzed by a modified method 537. QREP = Qualification Re-Evaluation Program. OMM = Operation, Maintenance, and Monitoring. PWS = Public Water Service. NJDEP = New Jersey Department of Environmental Protection.

**Table 2. Residential Granular Activated Carbon (GAC) Treatment System Results –
Chemours Chambers Works, Deepwater, New Jersey**

Field Sample ID	Date	PFOA	PFOS	PFNA	Comments
BED1	1/22/2021	<0.0020	<0.0020	<0.0020	
BED1	10/19/2020	<0.0020	<0.0020	<0.0020	
PT	8/12/2020	0.026	0.0084	<0.0020	
BED1	8/12/2020	<0.0020	<0.0020	<0.0020	
BED1	6/9/2020	<0.0020	<0.0020	<0.0020	
BED1	1/27/2020	<0.0020	<0.0020	<0.0020	
BED1	10/14/2019	<0.0020	<0.0020	<0.0020	
PT	7/22/2019	0.033	0.0076	<0.0020	
BED1	7/22/2019	<0.0020	<0.0020	<0.0020	
BED1	4/15/2019	<0.0020	<0.0020	<0.0020	
BED1	1/23/2019	<0.0020	<0.0020	<0.0020	
BED1	10/31/2018	<0.0020	<0.0020	<0.0020	
PT	7/17/2018	0.023	0.0078	<0.0020	
BED1	7/17/2018	<0.0020	<0.0020	<0.0020	
BED1	4/16/2018	<0.0020	<0.0020	<0.0020	
BED1-DUP	4/16/2018	<0.0020	<0.0020	<0.0020	
	11/3/2017	0.024	0.0075	<0.0020	GAC installed 02/07/2018.

Concentrations are in micrograms per liter (ug/L). Concentrations are rounded by the laboratory and reported to two significant figures. For samples collected prior to 10/1/2013, results for PFOA are reported under the following protocol: ND < LOD < NQ < LOQ where ND = Not Detected, NQ = Not Quantifiable, LOD = Limit of Detection, LOQ = Limit of Quantitation; the LOD/LOQ may have varied by instrument and quarter. For samples collected after 10/1/2013, samples are reported to a reporting limit (RL) of 0.0050 ug/L for PFOA. For samples collected after 6/30/2016, each target compound RL is 0.0020 ug/L. J = Analyte present, reported value may not be accurate or precise; UJ = Not detected, reporting limit may not be accurate or precise; B = Not detected substantially above the level reported in the laboratory or field blanks. Samples identified as BED1 were collected after the first carbon bed. Samples identified as BED2 were collected after the second carbon bed and represent the treated water. All other samples collected were prior to Chemours treatment. Samples identified with -D or -DUP are duplicate samples. Starting with the 3Q20 samples, the samples are analyzed by USEPA Method 537.1. Prior to 3Q20, the samples were analyzed by a modified method 537. QREP = Qualification Re-Evaluation Program. OMM = Operation, Maintenance, and Monitoring. PWS = Public Water Service. NJDEP = New Jersey Department of Environmental Protection.

**Table 2. Residential Granular Activated Carbon (GAC) Treatment System Results –
Chemours Chambers Works, Deepwater, New Jersey**

Field Sample ID	Date	PFOA	PFOS	PFNA	Comments
Location: 224					
BED1	10/25/2023	<0.0020	<0.0020	<0.0020	
PT	8/17/2023	0.063	0.0042	0.0062	
BED1	8/17/2023	<0.0020	<0.0020	<0.0020	
BED1	5/31/2023	<0.0020	<0.0020	<0.0020	Carbon Changeout 05/31/2023 - 5yr.
BED1	3/8/2023	<0.0020	<0.0020	<0.0020	
BED1	12/13/2022	<0.0020	<0.0020	<0.0020	
BED1-DUP	12/13/2022	<0.0020	<0.0020	<0.0020	
PT	9/19/2022	0.051	<0.0020	0.0024	
BED1	9/19/2022	<0.0020	<0.0020	<0.0020	
BED1	5/3/2022	<0.0020	<0.0020	<0.0020	
BED1	3/22/2022	<0.0020	<0.0020	<0.0020	
BED1	12/8/2021	<0.0020	<0.0020	<0.0020	
PT	8/31/2021	0.076	0.013	0.0068	
BED1	8/31/2021	<0.0020	<0.0020	<0.0020	
BED1	5/5/2021	<0.0020	<0.0020	<0.0020	
BED1	2/11/2021	<0.0020	<0.0020	<0.0020	
BED1	11/10/2020	<0.0020	<0.0020	<0.0020	

Concentrations are in micrograms per liter (ug/L). Concentrations are rounded by the laboratory and reported to two significant figures. For samples collected prior to 10/1/2013, results for PFOA are reported under the following protocol: ND < LOD < NQ < LOQ where ND = Not Detected, NQ = Not Quantifiable, LOD = Limit of Detection, LOQ = Limit of Quantitation; the LOD/LOQ may have varied by instrument and quarter. For samples collected after 10/1/2013, samples are reported to a reporting limit (RL) of 0.0050 ug/L for PFOA. For samples collected after 6/30/2016, each target compound RL is 0.0020 ug/L. J = Analyte present, reported value may not be accurate or precise; UJ = Not detected, reporting limit may not be accurate or precise; B = Not detected substantially above the level reported in the laboratory or field blanks. Samples identified as BED1 were collected after the first carbon bed. Samples identified as BED2 were collected after the second carbon bed and represent the treated water. All other samples collected were prior to Chemours treatment. Samples identified with -D or -DUP are duplicate samples. Starting with the 3Q20 samples, the samples are analyzed by USEPA Method 537.1. Prior to 3Q20, the samples were analyzed by a modified method 537. QREP = Qualification Re-Evaluation Program. OMM = Operation, Maintenance, and Monitoring. PWS = Public Water Service. NJDEP = New Jersey Department of Environmental Protection.

**Table 2. Residential Granular Activated Carbon (GAC) Treatment System Results –
Chemours Chambers Works, Deepwater, New Jersey**

Field Sample ID	Date	PFOA	PFOS	PFNA	Comments
PT	9/9/2020	0.058	0.0029	0.0026	
BED1	9/9/2020	<0.0020	<0.0020	<0.0020	
BED1	6/23/2020	<0.0020	<0.0020	<0.0020	
BED1	2/7/2020	<0.0020	<0.0020	<0.0020	
BED1	10/30/2019	<0.0020	<0.0020	<0.0020	
PT	8/27/2019	0.078	0.0093	0.0050	
BED1	8/27/2019	<0.0020	<0.0020	<0.0020	
BED1	5/15/2019	<0.0020	<0.0020	<0.0020	
BED1-DUP	5/15/2019	<0.0020	<0.0020	<0.0020	
BED1	3/22/2019	<0.0020	<0.0020	<0.0020	
BED1	12/10/2018	<0.0020	<0.0020	<0.0020	
PT	8/28/2018	0.059	0.0026	0.0027	
BED1	8/28/2018	<0.0020	<0.0020	<0.0020	
BED1	5/31/2018	<0.0020	<0.0020	<0.0020	
	11/7/2017	0.043	<0.0020	<0.0020	GAC installed 02/09/2018.
Location: 225					
BED1	10/12/2023	<0.0020	<0.0020	<0.0020	
PT	8/7/2023	0.052	0.0049	0.0030	

Concentrations are in micrograms per liter (ug/L). Concentrations are rounded by the laboratory and reported to two significant figures. For samples collected prior to 10/1/2013, results for PFOA are reported under the following protocol: ND < LOD < NQ < LOQ where ND = Not Detected, NQ = Not Quantifiable, LOD = Limit of Detection, LOQ = Limit of Quantitation; the LOD/LOQ may have varied by instrument and quarter. For samples collected after 10/1/2013, samples are reported to a reporting limit (RL) of 0.0050 ug/L for PFOA. For samples collected after 6/30/2016, each target compound RL is 0.0020 ug/L. J = Analyte present, reported value may not be accurate or precise; UJ = Not detected, reporting limit may not be accurate or precise; B = Not detected substantially above the level reported in the laboratory or field blanks. Samples identified as BED1 were collected after the first carbon bed. Samples identified as BED2 were collected after the second carbon bed and represent the treated water. All other samples collected were prior to Chemours treatment. Samples identified with -D or -DUP are duplicate samples. Starting with the 3Q20 samples, the samples are analyzed by USEPA Method 537.1. Prior to 3Q20, the samples were analyzed by a modified method 537. QREP = Qualification Re-Evaluation Program. OMM = Operation, Maintenance, and Monitoring. PWS = Public Water Service. NJDEP = New Jersey Department of Environmental Protection.

**Table 2. Residential Granular Activated Carbon (GAC) Treatment System Results –
Chemours Chambers Works, Deepwater, New Jersey**

Field Sample ID	Date	PFOA	PFOS	PFNA	Comments
BED1	8/7/2023	<0.0020	<0.0020	<0.0020	
BED1	5/15/2023	<0.0020	<0.0020	<0.0020	
BED1	2/22/2023	<0.0020 UJ	<0.0020 UJ	<0.0020 UJ	Carbon Changeout 02/22/2023 - 5yr.
BED1	10/6/2022	<0.0020	<0.0020	<0.0020	
PT	7/14/2022	0.035	0.0032	<0.0020	
BED1	7/14/2022	<0.0020	<0.0020	<0.0020	
BED1	4/13/2022	<0.0020 UJ	<0.0020 UJ	<0.0020 UJ	
BED1	1/25/2022	<0.0020	<0.0020	<0.0020	
BED1	10/29/2021	<0.0020	<0.0020	<0.0020	
PT	8/18/2021	0.037	0.0051	<0.0020	
BED1	8/18/2021	<0.0020	<0.0020	<0.0020	
BED1	6/1/2021	<0.0020	<0.0020	<0.0020	
BED1-DUP	6/1/2021	<0.0020	<0.0020	<0.0020	
BED1	2/9/2021	<0.0020	<0.0020	<0.0020	
BED1	11/3/2020	<0.0020	<0.0020	<0.0020	
PT	8/26/2020	0.042	0.0034	<0.0020	
BED1	8/26/2020	<0.0020	<0.0020	<0.0020	
BED1	6/17/2020	<0.0020	<0.0020	<0.0020	

Concentrations are in micrograms per liter (ug/L). Concentrations are rounded by the laboratory and reported to two significant figures. For samples collected prior to 10/1/2013, results for PFOA are reported under the following protocol: ND < LOD < NQ < LOQ where ND = Not Detected, NQ = Not Quantifiable, LOD = Limit of Detection, LOQ = Limit of Quantitation; the LOD/LOQ may have varied by instrument and quarter. For samples collected after 10/1/2013, samples are reported to a reporting limit (RL) of 0.0050 ug/L for PFOA. For samples collected after 6/30/2016, each target compound RL is 0.0020 ug/L. J = Analyte present, reported value may not be accurate or precise; UJ = Not detected, reporting limit may not be accurate or precise; B = Not detected substantially above the level reported in the laboratory or field blanks. Samples identified as BED1 were collected after the first carbon bed. Samples identified as BED2 were collected after the second carbon bed and represent the treated water. All other samples collected were prior to Chemours treatment. Samples identified with -D or -DUP are duplicate samples. Starting with the 3Q20 samples, the samples are analyzed by USEPA Method 537.1. Prior to 3Q20, the samples were analyzed by a modified method 537. QREP = Qualification Re-Evaluation Program. OMM = Operation, Maintenance, and Monitoring. PWS = Public Water Service. NJDEP = New Jersey Department of Environmental Protection.

**Table 2. Residential Granular Activated Carbon (GAC) Treatment System Results –
Chemours Chambers Works, Deepwater, New Jersey**

Field Sample ID	Date	PFOA	PFOS	PFNA	Comments
BED1	2/11/2020	<0.0020	<0.0020	<0.0020	
BED1	11/1/2019	<0.0020	<0.0020	<0.0020	
PT	8/28/2019	0.034	0.0037	<0.0020	
BED1	8/28/2019	<0.0020	<0.0020	<0.0020	
BED1	3/20/2019	<0.0020	<0.0020	<0.0020	
BED1	12/6/2018	<0.0020	<0.0020	<0.0020	
PT	9/10/2018	0.036	0.0030	<0.0020	
BED1	9/10/2018	<0.0020	<0.0020	<0.0020	
BED1	4/13/2018	<0.0020	<0.0020	<0.0020	
	11/7/2017	0.028	0.0036	<0.0020	GAC installed 01/26/2018.
Location: 226					
BED1	11/13/2023	<0.0020	<0.0020	<0.0020	
PT	7/17/2023	0.046	0.0052	0.0027	
BED1	7/17/2023	<0.0020	<0.0020	<0.0020	
BED1	4/19/2023	<0.0020	<0.0020	<0.0020	Carbon Changeout 04/19/2023 - 5yr.
BED1	3/13/2023	<0.0020	<0.0020	<0.0020	
BED1	12/15/2022	<0.0020	<0.0020	<0.0020	
BED1-DUP	12/15/2022	<0.0020	<0.0020	<0.0020	

Concentrations are in micrograms per liter (ug/L). Concentrations are rounded by the laboratory and reported to two significant figures. For samples collected prior to 10/1/2013, results for PFOA are reported under the following protocol: ND < LOD < NQ < LOQ where ND = Not Detected, NQ = Not Quantifiable, LOD = Limit of Detection, LOQ = Limit of Quantitation; the LOD/LOQ may have varied by instrument and quarter. For samples collected after 10/1/2013, samples are reported to a reporting limit (RL) of 0.0050 ug/L for PFOA. For samples collected after 6/30/2016, each target compound RL is 0.0020 ug/L. J = Analyte present, reported value may not be accurate or precise; UJ = Not detected, reporting limit may not be accurate or precise; B = Not detected substantially above the level reported in the laboratory or field blanks. Samples identified as BED1 were collected after the first carbon bed. Samples identified as BED2 were collected after the second carbon bed and represent the treated water. All other samples collected were prior to Chemours treatment. Samples identified with -D or -DUP are duplicate samples. Starting with the 3Q20 samples, the samples are analyzed by USEPA Method 537.1. Prior to 3Q20, the samples were analyzed by a modified method 537. QREP = Qualification Re-Evaluation Program. OMM = Operation, Maintenance, and Monitoring. PWS = Public Water Service. NJDEP = New Jersey Department of Environmental Protection.

**Table 2. Residential Granular Activated Carbon (GAC) Treatment System Results –
Chemours Chambers Works, Deepwater, New Jersey**

Field Sample ID	Date	PFOA	PFOS	PFNA	Comments
PT	9/21/2022	0.050	0.0055	0.0026	
BED1	9/21/2022	<0.0020	<0.0020	<0.0020	
BED1-DUP	9/21/2022	<0.0020	<0.0020	<0.0020	
BED1	6/9/2022	<0.0020	<0.0020	<0.0020	
BED1	2/24/2022	<0.0020	<0.0020	<0.0020	
BED1	11/23/2021	<0.0020	<0.0020	<0.0020	
BED1-DUP	11/23/2021	<0.0020	<0.0020	<0.0020	
PT	9/23/2021	0.042	0.0048	0.0023	
BED1	9/23/2021	<0.0020	<0.0020	<0.0020	
BED1	6/21/2021	<0.0020	<0.0020	<0.0020	
BED1-DUP	6/21/2021	<0.0020	<0.0020	<0.0020	
BED1	3/8/2021	<0.0020	<0.0020	<0.0020	
BED1	11/19/2020	<0.0020	<0.0020	<0.0020	
PT	9/14/2020	0.045	0.0057 J	0.0023	
BED1	9/14/2020	<0.0020	<0.0020	<0.0020	
BED1-DUP	9/14/2020	<0.0020	<0.0020	<0.0020	
BED1	6/23/2020	<0.0020	<0.0020	<0.0020	
BED1	2/27/2020	<0.0020	<0.0020	<0.0020	

Concentrations are in micrograms per liter (ug/L). Concentrations are rounded by the laboratory and reported to two significant figures. For samples collected prior to 10/1/2013, results for PFOA are reported under the following protocol: ND < LOD < NQ < LOQ where ND = Not Detected, NQ = Not Quantifiable, LOD = Limit of Detection, LOQ = Limit of Quantitation; the LOD/LOQ may have varied by instrument and quarter. For samples collected after 10/1/2013, samples are reported to a reporting limit (RL) of 0.0050 ug/L for PFOA. For samples collected after 6/30/2016, each target compound RL is 0.0020 ug/L. J = Analyte present, reported value may not be accurate or precise; UJ = Not detected, reporting limit may not be accurate or precise; B = Not detected substantially above the level reported in the laboratory or field blanks. Samples identified as BED1 were collected after the first carbon bed. Samples identified as BED2 were collected after the second carbon bed and represent the treated water. All other samples collected were prior to Chemours treatment. Samples identified with -D or -DUP are duplicate samples. Starting with the 3Q20 samples, the samples are analyzed by USEPA Method 537.1. Prior to 3Q20, the samples were analyzed by a modified method 537. QREP = Qualification Re-Evaluation Program. OMM = Operation, Maintenance, and Monitoring. PWS = Public Water Service. NJDEP = New Jersey Department of Environmental Protection.

**Table 2. Residential Granular Activated Carbon (GAC) Treatment System Results –
Chemours Chambers Works, Deepwater, New Jersey**

Field Sample ID	Date	PFOA	PFOS	PFNA	Comments
BED1	11/25/2019	<0.0020	<0.0020	<0.0020	
PT	9/3/2019	0.042	0.016	0.0024	
BED1	9/3/2019	<0.0020	<0.0020	<0.0020	
BED1	6/4/2019	<0.0020	<0.0020	<0.0020	
BED1-DUP	6/4/2019	<0.0020	<0.0020	<0.0020	
BED1	1/30/2019	<0.0020	<0.0020	<0.0020	
BED1	10/30/2018	<0.0020	<0.0020	<0.0020	
PT	7/17/2018	0.040	0.0055	<0.0020	
BED1	7/17/2018	<0.0020	<0.0020	<0.0020	
BED1	4/18/2018	<0.0020	<0.0020	<0.0020	
	11/13/2017	0.037	0.0052	<0.0020	GAC installed 02/14/2018.
Location: 227					
BED1	11/6/2023	<0.0020	<0.0020	<0.0020	
PT	8/24/2023	0.13	0.0022	0.0031	
BED1	8/24/2023	<0.0020	<0.0020	<0.0020	
BED1	6/7/2023	<0.0020	<0.0020	<0.0020	
BED1	3/14/2023	<0.0020 UJ	<0.0020 UJ	<0.0020 UJ	Carbon Changeout 03/14/2023 - 5yr.
BED1	10/10/2022	<0.0020	<0.0020	<0.0020	

Concentrations are in micrograms per liter (ug/L). Concentrations are rounded by the laboratory and reported to two significant figures. For samples collected prior to 10/1/2013, results for PFOA are reported under the following protocol: ND < LOD < NQ < LOQ where ND = Not Detected, NQ = Not Quantifiable, LOD = Limit of Detection, LOQ = Limit of Quantitation; the LOD/LOQ may have varied by instrument and quarter. For samples collected after 10/1/2013, samples are reported to a reporting limit (RL) of 0.0050 ug/L for PFOA. For samples collected after 6/30/2016, each target compound RL is 0.0020 ug/L. J = Analyte present, reported value may not be accurate or precise; UJ = Not detected, reporting limit may not be accurate or precise; B = Not detected substantially above the level reported in the laboratory or field blanks. Samples identified as BED1 were collected after the first carbon bed. Samples identified as BED2 were collected after the second carbon bed and represent the treated water. All other samples collected were prior to Chemours treatment. Samples identified with -D or -DUP are duplicate samples. Starting with the 3Q20 samples, the samples are analyzed by USEPA Method 537.1. Prior to 3Q20, the samples were analyzed by a modified method 537. QREP = Qualification Re-Evaluation Program. OMM = Operation, Maintenance, and Monitoring. PWS = Public Water Service. NJDEP = New Jersey Department of Environmental Protection.

**Table 2. Residential Granular Activated Carbon (GAC) Treatment System Results –
Chemours Chambers Works, Deepwater, New Jersey**

Field Sample ID	Date	PFOA	PFOS	PFNA	Comments
PT	7/26/2022	0.19	<0.0020	0.0029	
BED1	7/26/2022	<0.0020	<0.0020	<0.0020	
BED1	4/19/2022	<0.0020	<0.0020	<0.0020	
BED1	1/27/2022	<0.0020	<0.0020	<0.0020	
BED1	11/2/2021	<0.0020	<0.0020	<0.0020	
PT	8/23/2021	0.18	0.0056	0.0046	
BED1	8/23/2021	<0.0020	<0.0020	<0.0020	
BED1	6/16/2021	<0.0020	<0.0020	<0.0020	
BED1	2/10/2021	<0.0020	<0.0020	<0.0020	
BED1	10/27/2020	<0.0020	<0.0020	<0.0020	
PT	8/25/2020	0.14	<0.0020	0.0022	
BED1	8/25/2020	<0.0020	<0.0020	<0.0020	
BED1	6/17/2020	<0.0020	<0.0020	<0.0020	
BED1	1/20/2020	<0.0020	<0.0020	<0.0020	
BED1	10/8/2019	<0.0020	<0.0020	<0.0020	
PT	7/15/2019	0.18	<0.0020	<0.0020	
BED1	7/15/2019	<0.0020	<0.0020	<0.0020	
BED1	4/10/2019	<0.0020	<0.0020	<0.0020	

Concentrations are in micrograms per liter (ug/L). Concentrations are rounded by the laboratory and reported to two significant figures. For samples collected prior to 10/1/2013, results for PFOA are reported under the following protocol: ND < LOD < NQ < LOQ where ND = Not Detected, NQ = Not Quantifiable, LOD = Limit of Detection, LOQ = Limit of Quantitation; the LOD/LOQ may have varied by instrument and quarter. For samples collected after 10/1/2013, samples are reported to a reporting limit (RL) of 0.0050 ug/L for PFOA. For samples collected after 6/30/2016, each target compound RL is 0.0020 ug/L. J = Analyte present, reported value may not be accurate or precise; UJ = Not detected, reporting limit may not be accurate or precise; B = Not detected substantially above the level reported in the laboratory or field blanks. Samples identified as BED1 were collected after the first carbon bed. Samples identified as BED2 were collected after the second carbon bed and represent the treated water. All other samples collected were prior to Chemours treatment. Samples identified with -D or -DUP are duplicate samples. Starting with the 3Q20 samples, the samples are analyzed by USEPA Method 537.1. Prior to 3Q20, the samples were analyzed by a modified method 537. QREP = Qualification Re-Evaluation Program. OMM = Operation, Maintenance, and Monitoring. PWS = Public Water Service. NJDEP = New Jersey Department of Environmental Protection.

**Table 2. Residential Granular Activated Carbon (GAC) Treatment System Results –
Chemours Chambers Works, Deepwater, New Jersey**

Field Sample ID	Date	PFOA	PFOS	PFNA	Comments
BED1	1/18/2019	<0.0020	<0.0020	<0.0020	
BED1	10/26/2018	<0.0020	<0.0020	<0.0020	
PT	7/12/2018	0.19	<0.0020	<0.0020	
BED1	7/12/2018	<0.0020	<0.0020	<0.0020	
BED1	4/16/2018	<0.0020	<0.0020	<0.0020	
	11/13/2017	0.22	<0.0020	<0.0020	GAC installed 01/26/2018.
Location: 230					
BED1	11/16/2023	<0.0020	<0.0020	<0.0020	
PT	8/23/2023	0.029	<0.0020	0.0031	
BED1	8/23/2023	<0.0020	<0.0020	<0.0020	
BED1	5/17/2023	<0.0020	<0.0020	<0.0020	Carbon Changeout 05/17/2023 - 5yr.
BED1	3/9/2023	<0.0020	<0.0020	<0.0020	
BED1	11/22/2022	<0.0020	<0.0020	<0.0020	
PT	9/14/2022	0.029	0.0023	0.0033	
BED1	9/14/2022	<0.0020	<0.0020	<0.0020	
BED1	5/18/2022	<0.0020	<0.0020	<0.0020	
BED1	3/22/2022	<0.0020	<0.0020	<0.0020	
BED1	12/7/2021	<0.0020	<0.0020	<0.0020	

Concentrations are in micrograms per liter (ug/L). Concentrations are rounded by the laboratory and reported to two significant figures. For samples collected prior to 10/1/2013, results for PFOA are reported under the following protocol: ND < LOD < NQ < LOQ where ND = Not Detected, NQ = Not Quantifiable, LOD = Limit of Detection, LOQ = Limit of Quantitation; the LOD/LOQ may have varied by instrument and quarter. For samples collected after 10/1/2013, samples are reported to a reporting limit (RL) of 0.0050 ug/L for PFOA. For samples collected after 6/30/2016, each target compound RL is 0.0020 ug/L. J = Analyte present, reported value may not be accurate or precise; UJ = Not detected, reporting limit may not be accurate or precise; B = Not detected substantially above the level reported in the laboratory or field blanks. Samples identified as BED1 were collected after the first carbon bed. Samples identified as BED2 were collected after the second carbon bed and represent the treated water. All other samples collected were prior to Chemours treatment. Samples identified with -D or -DUP are duplicate samples. Starting with the 3Q20 samples, the samples are analyzed by USEPA Method 537.1. Prior to 3Q20, the samples were analyzed by a modified method 537. QREP = Qualification Re-Evaluation Program. OMM = Operation, Maintenance, and Monitoring. PWS = Public Water Service. NJDEP = New Jersey Department of Environmental Protection.

**Table 2. Residential Granular Activated Carbon (GAC) Treatment System Results –
Chemours Chambers Works, Deepwater, New Jersey**

Field Sample ID	Date	PFOA	PFOS	PFNA	Comments
PT	8/25/2021	0.021	<0.0020	0.0030	
BED1	8/25/2021	<0.0020	<0.0020	<0.0020	
BED1	6/14/2021	<0.0020	<0.0020	<0.0020	
BED1	3/11/2021	<0.0020	<0.0020	<0.0020	
BED1	12/3/2020	<0.0020	<0.0020	<0.0020	
PT	9/8/2020	0.020	<0.0020	0.0027	
BED1	9/8/2020	<0.0020	<0.0020	<0.0020	
BED1	6/22/2020	<0.0020	<0.0020	<0.0020	
BED1	3/12/2020	<0.0020	<0.0020	<0.0020	
BED1	11/27/2019	<0.0020	<0.0020	<0.0020	
PT	7/30/2019	0.053	0.0036	0.0057	
BED1	7/30/2019	<0.0020	<0.0020	<0.0020	
BED1	4/22/2019	<0.0020	<0.0020	<0.0020	
BED1	2/5/2019	<0.0020	<0.0020	<0.0020	
BED1	11/1/2018	<0.0020	<0.0020	<0.0020	
PT	7/11/2018	0.027	0.0021	0.0027	
BED1	7/11/2018	<0.0020	<0.0020	<0.0020	
BED1	4/19/2018	<0.0020	<0.0020	<0.0020	

Concentrations are in micrograms per liter (ug/L). Concentrations are rounded by the laboratory and reported to two significant figures. For samples collected prior to 10/1/2013, results for PFOA are reported under the following protocol: ND < LOD < NQ < LOQ where ND = Not Detected, NQ = Not Quantifiable, LOD = Limit of Detection, LOQ = Limit of Quantitation; the LOD/LOQ may have varied by instrument and quarter. For samples collected after 10/1/2013, samples are reported to a reporting limit (RL) of 0.0050 ug/L for PFOA. For samples collected after 6/30/2016, each target compound RL is 0.0020 ug/L. J = Analyte present, reported value may not be accurate or precise; UJ = Not detected, reporting limit may not be accurate or precise; B = Not detected substantially above the level reported in the laboratory or field blanks. Samples identified as BED1 were collected after the first carbon bed. Samples identified as BED2 were collected after the second carbon bed and represent the treated water. All other samples collected were prior to Chemours treatment. Samples identified with -D or -DUP are duplicate samples. Starting with the 3Q20 samples, the samples are analyzed by USEPA Method 537.1. Prior to 3Q20, the samples were analyzed by a modified method 537. QREP = Qualification Re-Evaluation Program. OMM = Operation, Maintenance, and Monitoring. PWS = Public Water Service. NJDEP = New Jersey Department of Environmental Protection.

**Table 2. Residential Granular Activated Carbon (GAC) Treatment System Results –
Chemours Chambers Works, Deepwater, New Jersey**

Field Sample ID	Date	PFOA	PFOS	PFNA	Comments
	11/14/2017	0.052 J	0.0031 J	0.0056 J	Before treatment sample. GAC installed 02/06/2018.
	11/14/2017	0.071 J	0.0063 J	0.01 J	GAC installed 02/06/2018.
Location: 231					
BED1	11/2/2023	<0.0020	<0.0020	<0.0020	Carbon Changeout 11/02/2023 - 5yr.
PT	9/28/2023	0.099	0.0029	0.0074	
BED1	9/28/2023	<0.0020	<0.0020	<0.0020	
BED1-DUP	9/28/2023	<0.0020	<0.0020	<0.0020	
BED1	6/12/2023	<0.0020	<0.0020	<0.0020	
BED1-DUP	6/12/2023	<0.0020	<0.0020	<0.0020	
BED1	3/6/2023	<0.0020	<0.0020	<0.0020	
BED1	12/5/2022	<0.0020	<0.0020	<0.0020	
PT	8/22/2022	0.071	0.0037	0.0064	
BED1	8/22/2022	<0.0020	<0.0020	<0.0020	
BED1	5/2/2022	<0.0020	<0.0020	<0.0020	
BED1	3/23/2022	<0.0020	<0.0020	<0.0020	
BED1	12/7/2021	<0.0020	<0.0020	<0.0020	
PT	9/27/2021	0.13	0.0049	0.010	
BED1	9/27/2021	<0.0020	<0.0020	<0.0020	

Concentrations are in micrograms per liter (ug/L). Concentrations are rounded by the laboratory and reported to two significant figures. For samples collected prior to 10/1/2013, results for PFOA are reported under the following protocol: ND < LOD < NQ < LOQ where ND = Not Detected, NQ = Not Quantifiable, LOD = Limit of Detection, LOQ = Limit of Quantitation; the LOD/LOQ may have varied by instrument and quarter. For samples collected after 10/1/2013, samples are reported to a reporting limit (RL) of 0.0050 ug/L for PFOA. For samples collected after 6/30/2016, each target compound RL is 0.0020 ug/L. J = Analyte present, reported value may not be accurate or precise; UJ = Not detected, reporting limit may not be accurate or precise; B = Not detected substantially above the level reported in the laboratory or field blanks. Samples identified as BED1 were collected after the first carbon bed. Samples identified as BED2 were collected after the second carbon bed and represent the treated water. All other samples collected were prior to Chemours treatment. Samples identified with -D or -DUP are duplicate samples. Starting with the 3Q20 samples, the samples are analyzed by USEPA Method 537.1. Prior to 3Q20, the samples were analyzed by a modified method 537. QREP = Qualification Re-Evaluation Program. OMM = Operation, Maintenance, and Monitoring. PWS = Public Water Service. NJDEP = New Jersey Department of Environmental Protection.

**Table 2. Residential Granular Activated Carbon (GAC) Treatment System Results –
Chemours Chambers Works, Deepwater, New Jersey**

Field Sample ID	Date	PFOA	PFOS	PFNA	Comments
BED1-DUP	9/27/2021	<0.0020	<0.0020	<0.0020	
BED1	6/29/2021	<0.0020	<0.0020	<0.0020	
BED1	3/11/2021	<0.0020	<0.0020	<0.0020	
BED1	11/24/2020	<0.0020	<0.0020	<0.0020	
PT	9/23/2020	0.16	0.0043	0.0065	
BED1	9/23/2020	<0.0020	<0.0020	<0.0020	
BED1	6/25/2020	<0.0020	<0.0020	<0.0020	
BED1	12/5/2019	<0.0020	<0.0020	<0.0020	
PT	9/26/2019	0.097	0.0026	0.0063	
BED1	9/26/2019	<0.0020	<0.0020	<0.0020	
BED1	6/25/2019	<0.0020	<0.0020	<0.0020	
PT	1/17/2019	0.089	0.0037	0.0062	
BED1	1/17/2019	<0.0020	<0.0020	<0.0020	
BED1	10/29/2018	<0.0020	<0.0020	<0.0020	
	11/14/2017	0.08	0.0025	0.0057	GAC installed 04/11/2018.
Location: 233					
BED1	11/14/2023	<0.0020	<0.0020	<0.0020	
PT	8/31/2023	0.064	0.0078	0.0068	

Concentrations are in micrograms per liter (ug/L). Concentrations are rounded by the laboratory and reported to two significant figures. For samples collected prior to 10/1/2013, results for PFOA are reported under the following protocol: ND < LOD < NQ < LOQ where ND = Not Detected, NQ = Not Quantifiable, LOD = Limit of Detection, LOQ = Limit of Quantitation; the LOD/LOQ may have varied by instrument and quarter. For samples collected after 10/1/2013, samples are reported to a reporting limit (RL) of 0.0050 ug/L for PFOA. For samples collected after 6/30/2016, each target compound RL is 0.0020 ug/L. J = Analyte present, reported value may not be accurate or precise; UJ = Not detected, reporting limit may not be accurate or precise; B = Not detected substantially above the level reported in the laboratory or field blanks. Samples identified as BED1 were collected after the first carbon bed. Samples identified as BED2 were collected after the second carbon bed and represent the treated water. All other samples collected were prior to Chemours treatment. Samples identified with -D or -DUP are duplicate samples. Starting with the 3Q20 samples, the samples are analyzed by USEPA Method 537.1. Prior to 3Q20, the samples were analyzed by a modified method 537. QREP = Qualification Re-Evaluation Program. OMM = Operation, Maintenance, and Monitoring. PWS = Public Water Service. NJDEP = New Jersey Department of Environmental Protection.

**Table 2. Residential Granular Activated Carbon (GAC) Treatment System Results –
Chemours Chambers Works, Deepwater, New Jersey**

Field Sample ID	Date	PFOA	PFOS	PFNA	Comments
BED1	8/31/2023	<0.0020	<0.0020	<0.0020	
BED1	5/4/2023	<0.0020	<0.0020	<0.0020	Carbon Changeout 05/04/2023 - 5yr.
BED1	1/18/2023	0.021	<0.0020	<0.0020	
BED2	1/18/2023	<0.0020	<0.0020	<0.0020	
BED1	10/19/2022	0.0098	<0.0020	<0.0020	
BED2	10/19/2022	<0.0020	<0.0020	<0.0020	
PT	8/18/2022	0.075	0.0091	0.0088	
BED1	8/18/2022	0.015	<0.0020	<0.0020	
BED2	8/18/2022	<0.0020	<0.0020	<0.0020	
BED1	4/20/2022	0.0084	<0.0020	<0.0020	
BED2	4/20/2022	<0.0020	<0.0020	<0.0020	
BED1	1/31/2022	0.011	<0.0020	<0.0020	
BED2	1/31/2022	<0.0020	<0.0020	<0.0020	
BED1	11/2/2021	0.0075	<0.0020	<0.0020	
BED2	11/2/2021	<0.0020	<0.0020	<0.0020	
PT	8/16/2021	0.059	0.0091	0.0070	
BED1	8/16/2021	0.0039	<0.0020	<0.0020	
BED2	8/16/2021	<0.0020	<0.0020	<0.0020	

Concentrations are in micrograms per liter (ug/L). Concentrations are rounded by the laboratory and reported to two significant figures. For samples collected prior to 10/1/2013, results for PFOA are reported under the following protocol: ND < LOD < NQ < LOQ where ND = Not Detected, NQ = Not Quantifiable, LOD = Limit of Detection, LOQ = Limit of Quantitation; the LOD/LOQ may have varied by instrument and quarter. For samples collected after 10/1/2013, samples are reported to a reporting limit (RL) of 0.0050 ug/L for PFOA. For samples collected after 6/30/2016, each target compound RL is 0.0020 ug/L. J = Analyte present, reported value may not be accurate or precise; UJ = Not detected, reporting limit may not be accurate or precise; B = Not detected substantially above the level reported in the laboratory or field blanks. Samples identified as BED1 were collected after the first carbon bed. Samples identified as BED2 were collected after the second carbon bed and represent the treated water. All other samples collected were prior to Chemours treatment. Samples identified with -D or -DUP are duplicate samples. Starting with the 3Q20 samples, the samples are analyzed by USEPA Method 537.1. Prior to 3Q20, the samples were analyzed by a modified method 537. QREP = Qualification Re-Evaluation Program. OMM = Operation, Maintenance, and Monitoring. PWS = Public Water Service. NJDEP = New Jersey Department of Environmental Protection.

**Table 2. Residential Granular Activated Carbon (GAC) Treatment System Results –
Chemours Chambers Works, Deepwater, New Jersey**

Field Sample ID	Date	PFOA	PFOS	PFNA	Comments
BED1	5/17/2021	0.0046	<0.0020	<0.0020	
BED2	5/17/2021	<0.0020	<0.0020	<0.0020	
BED1	2/24/2021	0.0040	<0.0020	<0.0020	
BED2	2/24/2021	<0.0020	<0.0020	<0.0020	
BED1	10/6/2020	0.0027	<0.0020	<0.0020	
PT	7/28/2020	0.069	0.012	0.0087	
BED1	7/28/2020	<0.0020	<0.0020	<0.0020	
BED1	6/3/2020	<0.0020	<0.0020	<0.0020	
BED1	1/23/2020	<0.0020	<0.0020	<0.0020	
BED1-DUP	1/23/2020	<0.0020	<0.0020	<0.0020	
BED1	10/8/2019	<0.0020	<0.0020	<0.0020	
PT	7/10/2019	0.072	0.0069	0.0056	
BED1	7/10/2019	<0.0020	<0.0020	<0.0020	
BED1	4/3/2019	<0.0020	<0.0020	<0.0020	
BED1	1/14/2019	<0.0020	<0.0020	<0.0020	
BED1	11/13/2018	<0.0020	<0.0020	<0.0020	
PT	9/10/2018	0.067	0.0057	0.0050	
BED1	9/10/2018	<0.0020	<0.0020	<0.0020	

Concentrations are in micrograms per liter (ug/L). Concentrations are rounded by the laboratory and reported to two significant figures. For samples collected prior to 10/1/2013, results for PFOA are reported under the following protocol: ND < LOD < NQ < LOQ where ND = Not Detected, NQ = Not Quantifiable, LOD = Limit of Detection, LOQ = Limit of Quantitation; the LOD/LOQ may have varied by instrument and quarter. For samples collected after 10/1/2013, samples are reported to a reporting limit (RL) of 0.0050 ug/L for PFOA. For samples collected after 6/30/2016, each target compound RL is 0.0020 ug/L. J = Analyte present, reported value may not be accurate or precise; UJ = Not detected, reporting limit may not be accurate or precise; B = Not detected substantially above the level reported in the laboratory or field blanks. Samples identified as BED1 were collected after the first carbon bed. Samples identified as BED2 were collected after the second carbon bed and represent the treated water. All other samples collected were prior to Chemours treatment. Samples identified with -D or -DUP are duplicate samples. Starting with the 3Q20 samples, the samples are analyzed by USEPA Method 537.1. Prior to 3Q20, the samples were analyzed by a modified method 537. QREP = Qualification Re-Evaluation Program. OMM = Operation, Maintenance, and Monitoring. PWS = Public Water Service. NJDEP = New Jersey Department of Environmental Protection.

**Table 2. Residential Granular Activated Carbon (GAC) Treatment System Results –
Chemours Chambers Works, Deepwater, New Jersey**

Field Sample ID	Date	PFOA	PFOS	PFNA	Comments
BED1	4/23/2018	<0.0020	<0.0020	<0.0020	
	11/21/2017	0.069	0.0073	0.0054	GAC installed 03/27/2018.
Location: 235					
BED1	12/4/2023	<0.0020	<0.0020	<0.0020	
PT	9/14/2023	0.044	0.0021	0.010	
BED1	9/14/2023	<0.0020	<0.0020	<0.0020	
BED1-DUP	9/14/2023	<0.0020	<0.0020	<0.0020	
BED1	6/13/2023	<0.0020	<0.0020	<0.0020	Carbon Changeout 06/13/2023 - 5yr.
BED1	2/9/2023	<0.0020	<0.0020	<0.0020	
BED1	10/17/2022	<0.0020	<0.0020	<0.0020	
PT	8/4/2022	0.063	<0.0020	0.013	
BED1	8/4/2022	<0.0020	<0.0020	<0.0020	
BED1	4/25/2022	<0.0020	<0.0020	<0.0020	
BED1	1/26/2022	<0.0020	<0.0020	<0.0020	
BED1	11/1/2021	<0.0020	<0.0020	<0.0020	
PT	8/23/2021	0.080	0.0025	0.017	
BED1	8/23/2021	<0.0020	<0.0020	<0.0020	
BED1	6/1/2021	<0.0020	<0.0020	<0.0020	

Concentrations are in micrograms per liter (ug/L). Concentrations are rounded by the laboratory and reported to two significant figures. For samples collected prior to 10/1/2013, results for PFOA are reported under the following protocol: ND < LOD < NQ < LOQ where ND = Not Detected, NQ = Not Quantifiable, LOD = Limit of Detection, LOQ = Limit of Quantitation; the LOD/LOQ may have varied by instrument and quarter. For samples collected after 10/1/2013, samples are reported to a reporting limit (RL) of 0.0050 ug/L for PFOA. For samples collected after 6/30/2016, each target compound RL is 0.0020 ug/L. J = Analyte present, reported value may not be accurate or precise; UJ = Not detected, reporting limit may not be accurate or precise; B = Not detected substantially above the level reported in the laboratory or field blanks. Samples identified as BED1 were collected after the first carbon bed. Samples identified as BED2 were collected after the second carbon bed and represent the treated water. All other samples collected were prior to Chemours treatment. Samples identified with -D or -DUP are duplicate samples. Starting with the 3Q20 samples, the samples are analyzed by USEPA Method 537.1. Prior to 3Q20, the samples were analyzed by a modified method 537. QREP = Qualification Re-Evaluation Program. OMM = Operation, Maintenance, and Monitoring. PWS = Public Water Service. NJDEP = New Jersey Department of Environmental Protection.

**Table 2. Residential Granular Activated Carbon (GAC) Treatment System Results –
Chemours Chambers Works, Deepwater, New Jersey**

Field Sample ID	Date	PFOA	PFOS	PFNA	Comments
BED1	3/10/2021	<0.0020	<0.0020	<0.0020	
BED1-DUP	3/10/2021	<0.0020	<0.0020	<0.0020	
BED1	10/19/2020	<0.0020	<0.0020	<0.0020	
BED1-DUP	10/19/2020	<0.0020	<0.0020	<0.0020	
PT	8/11/2020	0.020	0.0023	0.0073	
BED1	8/11/2020	<0.0020	<0.0020	<0.0020	
BED1	6/8/2020	<0.0020	<0.0020	<0.0020	
BED1	1/16/2020	<0.0020	<0.0020	<0.0020	
BED1	10/2/2019	<0.0020	<0.0020	<0.0020	
PT	7/9/2019	0.11	<0.0020	0.010	
BED1	7/9/2019	<0.0020	<0.0020	<0.0020	
BED1	4/8/2019	<0.0020	<0.0020	<0.0020	
BED1-DUP	4/8/2019	<0.0020	<0.0020	<0.0020	
BED1	1/14/2019	<0.0020	<0.0020	<0.0020	
BED1	10/26/2018	<0.0020	<0.0020	<0.0020	
PT	7/16/2018	0.13	<0.0020	0.011	
BED1	7/16/2018	<0.0020	<0.0020	<0.0020	
BED1	4/18/2018	<0.0020	<0.0020	<0.0020	

Concentrations are in micrograms per liter (ug/L). Concentrations are rounded by the laboratory and reported to two significant figures. For samples collected prior to 10/1/2013, results for PFOA are reported under the following protocol: ND < LOD < NQ < LOQ where ND = Not Detected, NQ = Not Quantifiable, LOD = Limit of Detection, LOQ = Limit of Quantitation; the LOD/LOQ may have varied by instrument and quarter. For samples collected after 10/1/2013, samples are reported to a reporting limit (RL) of 0.0050 ug/L for PFOA. For samples collected after 6/30/2016, each target compound RL is 0.0020 ug/L. J = Analyte present, reported value may not be accurate or precise; UJ = Not detected, reporting limit may not be accurate or precise; B = Not detected substantially above the level reported in the laboratory or field blanks. Samples identified as BED1 were collected after the first carbon bed. Samples identified as BED2 were collected after the second carbon bed and represent the treated water. All other samples collected were prior to Chemours treatment. Samples identified with -D or -DUP are duplicate samples. Starting with the 3Q20 samples, the samples are analyzed by USEPA Method 537.1. Prior to 3Q20, the samples were analyzed by a modified method 537. QREP = Qualification Re-Evaluation Program. OMM = Operation, Maintenance, and Monitoring. PWS = Public Water Service. NJDEP = New Jersey Department of Environmental Protection.

**Table 2. Residential Granular Activated Carbon (GAC) Treatment System Results –
Chemours Chambers Works, Deepwater, New Jersey**

Field Sample ID	Date	PFOA	PFOS	PFNA	Comments
	11/27/2017	0.089	<0.0020	0.011	GAC installed 02/09/2018.
Location: 236					
BED1	11/7/2023	<0.0020	<0.0020	<0.0020	Carbon Changeout 11/07/2023 - 5yr.
BED1-DUP	11/7/2023	<0.0020	<0.0020	<0.0020	Carbon Changeout 11/07/2023 - 5yr.
PT	8/21/2023	0.070	0.011	0.0081	
BED1	8/21/2023	<0.0020	<0.0020	<0.0020	
BED1-DUP	8/21/2023	<0.0020	<0.0020	<0.0020	
BED1	5/25/2023	<0.0020	<0.0020	<0.0020	
BED1	2/6/2023	<0.0020	<0.0020	<0.0020	
BED1	11/30/2022	<0.0020	<0.0020	<0.0020	
PT	9/19/2022	0.062	0.0093	0.0058	
BED1	9/19/2022	<0.0020 UJ	<0.0020 UJ	<0.0020 UJ	
BED1	6/1/2022	<0.0020	<0.0020	<0.0020	
BED1-DUP	6/1/2022	<0.0020	<0.0020	<0.0020	
BED1	2/16/2022	<0.0020	<0.0020	<0.0020	
BED1	11/29/2021	<0.0020	<0.0020	<0.0020	
PT	8/27/2021	0.063	0.012	0.0066	
BED1	8/27/2021	<0.0020	<0.0020	<0.0020	

Concentrations are in micrograms per liter (ug/L). Concentrations are rounded by the laboratory and reported to two significant figures. For samples collected prior to 10/1/2013, results for PFOA are reported under the following protocol: ND < LOD < NQ < LOQ where ND = Not Detected, NQ = Not Quantifiable, LOD = Limit of Detection, LOQ = Limit of Quantitation; the LOD/LOQ may have varied by instrument and quarter. For samples collected after 10/1/2013, samples are reported to a reporting limit (RL) of 0.0050 ug/L for PFOA. For samples collected after 6/30/2016, each target compound RL is 0.0020 ug/L. J = Analyte present, reported value may not be accurate or precise; UJ = Not detected, reporting limit may not be accurate or precise; B = Not detected substantially above the level reported in the laboratory or field blanks. Samples identified as BED1 were collected after the first carbon bed. Samples identified as BED2 were collected after the second carbon bed and represent the treated water. All other samples collected were prior to Chemours treatment. Samples identified with -D or -DUP are duplicate samples. Starting with the 3Q20 samples, the samples are analyzed by USEPA Method 537.1. Prior to 3Q20, the samples were analyzed by a modified method 537. QREP = Qualification Re-Evaluation Program. OMM = Operation, Maintenance, and Monitoring. PWS = Public Water Service. NJDEP = New Jersey Department of Environmental Protection.

**Table 2. Residential Granular Activated Carbon (GAC) Treatment System Results –
Chemours Chambers Works, Deepwater, New Jersey**

Field Sample ID	Date	PFOA	PFOS	PFNA	Comments
BED1	6/11/2021	<0.0020	<0.0020	<0.0020	
BED1	3/5/2021	<0.0020	<0.0020	<0.0020	
BED1	11/24/2020	<0.0020	<0.0020	<0.0020	
PT	9/21/2020	0.054	0.011	0.0051	
BED1	9/21/2020	<0.0020	<0.0020	<0.0020	
BED1	6/26/2020	<0.0020	<0.0020	<0.0020	
BED1	3/6/2020	<0.0020	<0.0020	<0.0020	
BED1	11/7/2019	<0.0020	<0.0020	<0.0020	
BED1-DUP	11/7/2019	<0.0020	<0.0020	<0.0020	
PT	8/28/2019	0.058	0.011	0.005	
BED1	8/28/2019	<0.0020	<0.0020	<0.0020	
BED1	5/16/2019	<0.0020	<0.0020	<0.0020	
BED1	2/13/2019	<0.0020	<0.0020	<0.0020	
BED1-DUP	2/13/2019	<0.0020	<0.0020	<0.0020	
BED1	11/9/2018	<0.0020	<0.0020	<0.0020	
BED1-DUP	11/9/2018	<0.0020	<0.0020	<0.0020	
PT	8/9/2018	0.060	0.012	0.0055	
BED1	8/9/2018	<0.0020	<0.0020	<0.0020	

Concentrations are in micrograms per liter (ug/L). Concentrations are rounded by the laboratory and reported to two significant figures. For samples collected prior to 10/1/2013, results for PFOA are reported under the following protocol: ND < LOD < NQ < LOQ where ND = Not Detected, NQ = Not Quantifiable, LOD = Limit of Detection, LOQ = Limit of Quantitation; the LOD/LOQ may have varied by instrument and quarter. For samples collected after 10/1/2013, samples are reported to a reporting limit (RL) of 0.0050 ug/L for PFOA. For samples collected after 6/30/2016, each target compound RL is 0.0020 ug/L. J = Analyte present, reported value may not be accurate or precise; UJ = Not detected, reporting limit may not be accurate or precise; B = Not detected substantially above the level reported in the laboratory or field blanks. Samples identified as BED1 were collected after the first carbon bed. Samples identified as BED2 were collected after the second carbon bed and represent the treated water. All other samples collected were prior to Chemours treatment. Samples identified with -D or -DUP are duplicate samples. Starting with the 3Q20 samples, the samples are analyzed by USEPA Method 537.1. Prior to 3Q20, the samples were analyzed by a modified method 537. QREP = Qualification Re-Evaluation Program. OMM = Operation, Maintenance, and Monitoring. PWS = Public Water Service. NJDEP = New Jersey Department of Environmental Protection.

**Table 2. Residential Granular Activated Carbon (GAC) Treatment System Results –
Chemours Chambers Works, Deepwater, New Jersey**

Field Sample ID	Date	PFOA	PFOS	PFNA	Comments
BED1-DUP	8/9/2018	<0.0020	<0.0020	<0.0020	
	11/27/2017	0.051	0.0099	0.0039	GAC installed 05/04/2018.
Location: 237					
BED1	12/21/2023	<0.0020	<0.0020	<0.0020	
PT	9/19/2023	0.056	0.0047	0.0032	
BED1	9/19/2023	<0.0020	<0.0020	<0.0020	
BED1	6/15/2023	<0.0020	<0.0020	<0.0020	Carbon Changeout 06/15/2023 - 5yr.
PT	9/20/2022	0.052	0.0047	0.0029	
BED1	9/20/2022	<0.0020	<0.0020	<0.0020	
BED1-DUP	9/20/2022	<0.0020	<0.0020	<0.0020	
BED1	6/20/2022	<0.0020	<0.0020	<0.0020	
BED1	3/16/2022	<0.0020	<0.0020	<0.0020	
BED1	12/15/2021	<0.0020	<0.0020	<0.0020	
BED1-DUP	12/15/2021	<0.0020	<0.0020	<0.0020	
PT	9/7/2021	0.056	0.0048	0.0031	
BED1	9/7/2021	<0.0020	<0.0020	<0.0020	
BED1	6/10/2021	<0.0020	<0.0020	<0.0020	
BED1	3/15/2021	<0.0020	<0.0020	<0.0020	

Concentrations are in micrograms per liter (ug/L). Concentrations are rounded by the laboratory and reported to two significant figures. For samples collected prior to 10/1/2013, results for PFOA are reported under the following protocol: ND < LOD < NQ < LOQ where ND = Not Detected, NQ = Not Quantifiable, LOD = Limit of Detection, LOQ = Limit of Quantitation; the LOD/LOQ may have varied by instrument and quarter. For samples collected after 10/1/2013, samples are reported to a reporting limit (RL) of 0.0050 ug/L for PFOA. For samples collected after 6/30/2016, each target compound RL is 0.0020 ug/L. J = Analyte present, reported value may not be accurate or precise; UJ = Not detected, reporting limit may not be accurate or precise; B = Not detected substantially above the level reported in the laboratory or field blanks. Samples identified as BED1 were collected after the first carbon bed. Samples identified as BED2 were collected after the second carbon bed and represent the treated water. All other samples collected were prior to Chemours treatment. Samples identified with -D or -DUP are duplicate samples. Starting with the 3Q20 samples, the samples are analyzed by USEPA Method 537.1. Prior to 3Q20, the samples were analyzed by a modified method 537. QREP = Qualification Re-Evaluation Program. OMM = Operation, Maintenance, and Monitoring. PWS = Public Water Service. NJDEP = New Jersey Department of Environmental Protection.

**Table 2. Residential Granular Activated Carbon (GAC) Treatment System Results –
Chemours Chambers Works, Deepwater, New Jersey**

Field Sample ID	Date	PFOA	PFOS	PFNA	Comments
BED1	10/27/2020	<0.0020	<0.0020	<0.0020	
PT	7/28/2020	0.046	0.0049	0.0024	
BED1	7/28/2020	<0.0020	<0.0020	<0.0020	
BED1	3/6/2020	<0.0020	<0.0020	<0.0020	
BED1	11/22/2019	<0.0020	<0.0020	<0.0020	
PT	9/25/2019	0.037	0.0039	<0.0020	
BED1	9/25/2019	<0.0020	<0.0020	<0.0020	
BED1	6/28/2019	<0.0020	<0.0020	<0.0020	
BED1	3/28/2019	<0.0020	<0.0020	<0.0020	
BED1	11/27/2018	<0.0020	<0.0020	<0.0020	
PT	7/18/2018	0.044	0.0047	<0.0020	
BED1	7/18/2018	<0.0020	<0.0020	<0.0020	
BED1	4/19/2018	0.0022 B	<0.0020	<0.0020	
	11/27/2017	0.039	0.0046	<0.0020	GAC installed 02/20/2018.
Location: 238					
BED1	12/6/2023	<0.0020	<0.0020	<0.0020	
BED1-DUP	12/6/2023	<0.0020	<0.0020	<0.0020	
PT	8/15/2023	0.042	0.0071	0.0028	Carbon Changeout 08/15/2023 - 5yr.

Concentrations are in micrograms per liter (ug/L). Concentrations are rounded by the laboratory and reported to two significant figures. For samples collected prior to 10/1/2013, results for PFOA are reported under the following protocol: ND < LOD < NQ < LOQ where ND = Not Detected, NQ = Not Quantifiable, LOD = Limit of Detection, LOQ = Limit of Quantitation; the LOD/LOQ may have varied by instrument and quarter. For samples collected after 10/1/2013, samples are reported to a reporting limit (RL) of 0.0050 ug/L for PFOA. For samples collected after 6/30/2016, each target compound RL is 0.0020 ug/L. J = Analyte present, reported value may not be accurate or precise; UJ = Not detected, reporting limit may not be accurate or precise; B = Not detected substantially above the level reported in the laboratory or field blanks. Samples identified as BED1 were collected after the first carbon bed. Samples identified as BED2 were collected after the second carbon bed and represent the treated water. All other samples collected were prior to Chemours treatment. Samples identified with -D or -DUP are duplicate samples. Starting with the 3Q20 samples, the samples are analyzed by USEPA Method 537.1. Prior to 3Q20, the samples were analyzed by a modified method 537. QREP = Qualification Re-Evaluation Program. OMM = Operation, Maintenance, and Monitoring. PWS = Public Water Service. NJDEP = New Jersey Department of Environmental Protection.

**Table 2. Residential Granular Activated Carbon (GAC) Treatment System Results –
Chemours Chambers Works, Deepwater, New Jersey**

Field Sample ID	Date	PFOA	PFOS	PFNA	Comments
BED1	8/15/2023	<0.0020	<0.0020	<0.0020	Carbon Changeout 08/15/2023 - 5yr.
BED1	4/24/2023	<0.0020	<0.0020	<0.0020	
BED1-DUP	4/24/2023	<0.0020	<0.0020	<0.0020	
BED1	2/6/2023	<0.0020	<0.0020	<0.0020	
BED1	11/7/2022	<0.0020	<0.0020	<0.0020	
BED1-DUP	11/7/2022	<0.0020	<0.0020	<0.0020	
PT	7/18/2022	0.041	0.0057	0.0025	
BED1	7/18/2022	<0.0020	<0.0020	<0.0020	
BED1-DUP	7/18/2022	<0.0020	<0.0020	<0.0020	
BED1	4/18/2022	<0.0020	<0.0020	<0.0020	
BED1	1/24/2022	<0.0020	<0.0020	<0.0020	
BED1	10/28/2021	<0.0020	<0.0020	<0.0020	
BED1-DUP	10/28/2021	<0.0020	<0.0020	<0.0020	
PT	8/18/2021	0.046	0.0081	0.0027	
BED1	8/18/2021	<0.0020	<0.0020	<0.0020	
BED1	6/9/2021	<0.0020	<0.0020	<0.0020	
BED1	3/17/2021	<0.0020	<0.0020	<0.0020	
BED1	10/19/2020	<0.0020	<0.0020	<0.0020	

Concentrations are in micrograms per liter (ug/L). Concentrations are rounded by the laboratory and reported to two significant figures. For samples collected prior to 10/1/2013, results for PFOA are reported under the following protocol: ND < LOD < NQ < LOQ where ND = Not Detected, NQ = Not Quantifiable, LOD = Limit of Detection, LOQ = Limit of Quantitation; the LOD/LOQ may have varied by instrument and quarter. For samples collected after 10/1/2013, samples are reported to a reporting limit (RL) of 0.0050 ug/L for PFOA. For samples collected after 6/30/2016, each target compound RL is 0.0020 ug/L. J = Analyte present, reported value may not be accurate or precise; UJ = Not detected, reporting limit may not be accurate or precise; B = Not detected substantially above the level reported in the laboratory or field blanks. Samples identified as BED1 were collected after the first carbon bed. Samples identified as BED2 were collected after the second carbon bed and represent the treated water. All other samples collected were prior to Chemours treatment. Samples identified with -D or -DUP are duplicate samples. Starting with the 3Q20 samples, the samples are analyzed by USEPA Method 537.1. Prior to 3Q20, the samples were analyzed by a modified method 537. QREP = Qualification Re-Evaluation Program. OMM = Operation, Maintenance, and Monitoring. PWS = Public Water Service. NJDEP = New Jersey Department of Environmental Protection.

**Table 2. Residential Granular Activated Carbon (GAC) Treatment System Results –
Chemours Chambers Works, Deepwater, New Jersey**

Field Sample ID	Date	PFOA	PFOS	PFNA	Comments
PT	8/10/2020	0.036	0.0068	<0.0020	
BED1	8/10/2020	<0.0020	<0.0020	<0.0020	
BED1	6/8/2020	<0.0020	<0.0020	<0.0020	
BED1	2/20/2020	<0.0020	<0.0020	<0.0020	
BED1	11/13/2019	<0.0020	<0.0020	<0.0020	
PT	8/29/2019	0.033	0.0079	<0.0020	
BED1	8/29/2019	<0.0020	<0.0020	<0.0020	
BED1	5/16/2019	<0.0020	<0.0020	<0.0020	
BED1	2/22/2019	<0.0020	<0.0020	<0.0020	
BED1	11/27/2018	<0.0020	<0.0020	<0.0020	
PT	9/19/2018	0.032	0.0052	0.0021	
BED1	9/19/2018	<0.0020	<0.0020	<0.0020	
	11/28/2017	0.029	0.0051	<0.0020	GAC installed 04/24/2018.
Location: 239					
BED1	12/11/2023	<0.0020	<0.0020	<0.0020	
BED1-DUP	12/11/2023	<0.0020	<0.0020	<0.0020	
PT	9/25/2023	0.055	0.0035	0.015	Carbon Changeout 09/25/2023 - 5yr.
BED1	9/25/2023	<0.0020	<0.0020	<0.0020	Carbon Changeout 09/25/2023 - 5yr.

Concentrations are in micrograms per liter (ug/L). Concentrations are rounded by the laboratory and reported to two significant figures. For samples collected prior to 10/1/2013, results for PFOA are reported under the following protocol: ND < LOD < NQ < LOQ where ND = Not Detected, NQ = Not Quantifiable, LOD = Limit of Detection, LOQ = Limit of Quantitation; the LOD/LOQ may have varied by instrument and quarter. For samples collected after 10/1/2013, samples are reported to a reporting limit (RL) of 0.0050 ug/L for PFOA. For samples collected after 6/30/2016, each target compound RL is 0.0020 ug/L. J = Analyte present, reported value may not be accurate or precise; UJ = Not detected, reporting limit may not be accurate or precise; B = Not detected substantially above the level reported in the laboratory or field blanks. Samples identified as BED1 were collected after the first carbon bed. Samples identified as BED2 were collected after the second carbon bed and represent the treated water. All other samples collected were prior to Chemours treatment. Samples identified with -D or -DUP are duplicate samples. Starting with the 3Q20 samples, the samples are analyzed by USEPA Method 537.1. Prior to 3Q20, the samples were analyzed by a modified method 537. QREP = Qualification Re-Evaluation Program. OMM = Operation, Maintenance, and Monitoring. PWS = Public Water Service. NJDEP = New Jersey Department of Environmental Protection.

**Table 2. Residential Granular Activated Carbon (GAC) Treatment System Results –
Chemours Chambers Works, Deepwater, New Jersey**

Field Sample ID	Date	PFOA	PFOS	PFNA	Comments
BED1	5/8/2023	<0.0020	<0.0020	<0.0020	
BED1-DUP	5/8/2023	<0.0020	<0.0020	<0.0020	
BED1	1/18/2023	<0.0020	<0.0020	<0.0020	
BED1-DUP	1/18/2023	<0.0020	<0.0020	<0.0020	
BED1	10/17/2022	<0.0020	<0.0020	<0.0020	
BED1-DUP	10/17/2022	<0.0020	<0.0020	<0.0020	
PT	8/4/2022	0.059	0.0036	0.014	
BED1	8/4/2022	<0.0020	<0.0020	<0.0020	
BED1-DUP	8/4/2022	<0.0020	<0.0020	<0.0020	
BED1	4/28/2022	<0.0020	<0.0020	<0.0020	
BED1	3/17/2022	<0.0020	<0.0020	<0.0020	
BED1	12/9/2021	<0.0020	<0.0020	<0.0020	
BED1-DUP	12/9/2021	<0.0020	<0.0020	<0.0020	
PT	9/8/2021	0.061	0.0036	0.019	
BED1	9/8/2021	<0.0020	<0.0020	<0.0020	
BED1-DUP	9/8/2021	<0.0020	<0.0020	<0.0020	
BED1	5/13/2021	<0.0020	<0.0020	<0.0020	
BED1	2/12/2021	<0.0020	<0.0020	<0.0020	

Concentrations are in micrograms per liter (ug/L). Concentrations are rounded by the laboratory and reported to two significant figures. For samples collected prior to 10/1/2013, results for PFOA are reported under the following protocol: ND < LOD < NQ < LOQ where ND = Not Detected, NQ = Not Quantifiable, LOD = Limit of Detection, LOQ = Limit of Quantitation; the LOD/LOQ may have varied by instrument and quarter. For samples collected after 10/1/2013, samples are reported to a reporting limit (RL) of 0.0050 ug/L for PFOA. For samples collected after 6/30/2016, each target compound RL is 0.0020 ug/L. J = Analyte present, reported value may not be accurate or precise; UJ = Not detected, reporting limit may not be accurate or precise; B = Not detected substantially above the level reported in the laboratory or field blanks. Samples identified as BED1 were collected after the first carbon bed. Samples identified as BED2 were collected after the second carbon bed and represent the treated water. All other samples collected were prior to Chemours treatment. Samples identified with -D or -DUP are duplicate samples. Starting with the 3Q20 samples, the samples are analyzed by USEPA Method 537.1. Prior to 3Q20, the samples were analyzed by a modified method 537. QREP = Qualification Re-Evaluation Program. OMM = Operation, Maintenance, and Monitoring. PWS = Public Water Service. NJDEP = New Jersey Department of Environmental Protection.

**Table 2. Residential Granular Activated Carbon (GAC) Treatment System Results –
Chemours Chambers Works, Deepwater, New Jersey**

Field Sample ID	Date	PFOA	PFOS	PFNA	Comments
BED1-DUP	2/12/2021	<0.0020	<0.0020	<0.0020	
BED1	11/17/2020	<0.0020	<0.0020	<0.0020	
PT	9/16/2020	0.067	0.0033	0.015	
BED1	9/16/2020	<0.0020	<0.0020	<0.0020	
BED1	6/23/2020	<0.0020	<0.0020	<0.0020	
BED1	2/28/2020	<0.0020	<0.0020	<0.0020	
BED1	11/21/2019	<0.0020	<0.0020	<0.0020	
PT	9/6/2019	0.066	0.0027	0.014	
BED1	9/6/2019	<0.0020	<0.0020	<0.0020	
BED1	4/5/2019	<0.0020	<0.0020	<0.0020	
BED1	1/15/2019	<0.0020	<0.0020	<0.0020	
BED1	10/26/2018	<0.0020	<0.0020	<0.0020	
PT	7/13/2018	0.076	0.0030	0.013	
BED1	7/13/2018	<0.0020	<0.0020	<0.0020	
	11/28/2017	0.078	0.0033	0.013	GAC installed 04/12/2018.
Location: 242					
BED1	10/9/2023	<0.0020	<0.0020	<0.0020	
PT	7/24/2023	0.019	<0.0020	<0.0020	

Concentrations are in micrograms per liter (ug/L). Concentrations are rounded by the laboratory and reported to two significant figures. For samples collected prior to 10/1/2013, results for PFOA are reported under the following protocol: ND < LOD < NQ < LOQ where ND = Not Detected, NQ = Not Quantifiable, LOD = Limit of Detection, LOQ = Limit of Quantitation; the LOD/LOQ may have varied by instrument and quarter. For samples collected after 10/1/2013, samples are reported to a reporting limit (RL) of 0.0050 ug/L for PFOA. For samples collected after 6/30/2016, each target compound RL is 0.0020 ug/L. J = Analyte present, reported value may not be accurate or precise; UJ = Not detected, reporting limit may not be accurate or precise; B = Not detected substantially above the level reported in the laboratory or field blanks. Samples identified as BED1 were collected after the first carbon bed. Samples identified as BED2 were collected after the second carbon bed and represent the treated water. All other samples collected were prior to Chemours treatment. Samples identified with -D or -DUP are duplicate samples. Starting with the 3Q20 samples, the samples are analyzed by USEPA Method 537.1. Prior to 3Q20, the samples were analyzed by a modified method 537. QREP = Qualification Re-Evaluation Program. OMM = Operation, Maintenance, and Monitoring. PWS = Public Water Service. NJDEP = New Jersey Department of Environmental Protection.

**Table 2. Residential Granular Activated Carbon (GAC) Treatment System Results –
Chemours Chambers Works, Deepwater, New Jersey**

Field Sample ID	Date	PFOA	PFOS	PFNA	Comments
BED1	7/24/2023	<0.0020	<0.0020	<0.0020	
BED1	4/19/2023	<0.0020	<0.0020	<0.0020	
BED1	1/30/2023	<0.0020	<0.0020	<0.0020	
BED1-DUP	1/30/2023	<0.0020	<0.0020	<0.0020	
BED1	10/28/2022	<0.0020	<0.0020	<0.0020	
BED1-DUP	10/28/2022	<0.0020	<0.0020	<0.0020	
PT	8/22/2022	0.026	<0.0020	<0.0020	
BED1	8/22/2022	<0.0020	<0.0020	<0.0020	
BED1	4/18/2022	<0.0020	<0.0020	<0.0020	
BED1-DUP	4/18/2022	<0.0020	<0.0020	<0.0020	
BED1	1/25/2022	<0.0020	<0.0020	<0.0020	
BED1	11/1/2021	<0.0020	<0.0020	<0.0020	
BED1-DUP	11/1/2021	<0.0020	<0.0020	<0.0020	
BED1	4/9/2021	<0.0020	<0.0020	<0.0020	
BED1	1/14/2021	<0.0020	<0.0020	<0.0020	
BED1-DUP	1/14/2021	<0.0020	<0.0020	<0.0020	
PT	9/16/2020	0.074	<0.0020	0.0029	
BED1	9/16/2020	<0.0020	<0.0020	<0.0020	

Concentrations are in micrograms per liter (ug/L). Concentrations are rounded by the laboratory and reported to two significant figures. For samples collected prior to 10/1/2013, results for PFOA are reported under the following protocol: ND < LOD < NQ < LOQ where ND = Not Detected, NQ = Not Quantifiable, LOD = Limit of Detection, LOQ = Limit of Quantitation; the LOD/LOQ may have varied by instrument and quarter. For samples collected after 10/1/2013, samples are reported to a reporting limit (RL) of 0.0050 ug/L for PFOA. For samples collected after 6/30/2016, each target compound RL is 0.0020 ug/L. J = Analyte present, reported value may not be accurate or precise; UJ = Not detected, reporting limit may not be accurate or precise; B = Not detected substantially above the level reported in the laboratory or field blanks. Samples identified as BED1 were collected after the first carbon bed. Samples identified as BED2 were collected after the second carbon bed and represent the treated water. All other samples collected were prior to Chemours treatment. Samples identified with -D or -DUP are duplicate samples. Starting with the 3Q20 samples, the samples are analyzed by USEPA Method 537.1. Prior to 3Q20, the samples were analyzed by a modified method 537. QREP = Qualification Re-Evaluation Program. OMM = Operation, Maintenance, and Monitoring. PWS = Public Water Service. NJDEP = New Jersey Department of Environmental Protection.

**Table 2. Residential Granular Activated Carbon (GAC) Treatment System Results –
Chemours Chambers Works, Deepwater, New Jersey**

Field Sample ID	Date	PFOA	PFOS	PFNA	Comments
BED1	6/10/2020	<0.0020	<0.0020	<0.0020	
BED1	1/17/2020	<0.0020	<0.0020	<0.0020	
	8/26/2019	0.062	<0.0020	0.0021	GAC installed 11/15/2019.
	4/23/2018	0.0098	<0.0020	<0.0020	
	11/30/2017	0.011	<0.0020	<0.0020	
Location: 244					
BED1	5/30/2023	<0.0020	<0.0020	<0.0020	
BED1	3/7/2023	<0.0020	<0.0020	<0.0020	
BED1	12/28/2022	<0.0020	<0.0020	<0.0020	
BED1-DUP	12/28/2022	<0.0020	<0.0020	<0.0020	
BED1	6/14/2022	<0.0020	<0.0020	<0.0020	
BED1-DUP	6/14/2022	<0.0020	<0.0020	<0.0020	
BED1	3/8/2022	<0.0020	<0.0020	<0.0020	
BED1	11/30/2021	<0.0020	<0.0020	<0.0020	
BED1-DUP	11/30/2021	<0.0020	<0.0020	<0.0020	
BED1	6/9/2021	<0.0020	<0.0020	<0.0020	
BED1	3/23/2021	<0.0020	<0.0020	<0.0020	
BED1	3/17/2020	<0.0020	<0.0020	<0.0020	

Concentrations are in micrograms per liter (ug/L). Concentrations are rounded by the laboratory and reported to two significant figures. For samples collected prior to 10/1/2013, results for PFOA are reported under the following protocol: ND < LOD < NQ < LOQ where ND = Not Detected, NQ = Not Quantifiable, LOD = Limit of Detection, LOQ = Limit of Quantitation; the LOD/LOQ may have varied by instrument and quarter. For samples collected after 10/1/2013, samples are reported to a reporting limit (RL) of 0.0050 ug/L for PFOA. For samples collected after 6/30/2016, each target compound RL is 0.0020 ug/L. J = Analyte present, reported value may not be accurate or precise; UJ = Not detected, reporting limit may not be accurate or precise; B = Not detected substantially above the level reported in the laboratory or field blanks. Samples identified as BED1 were collected after the first carbon bed. Samples identified as BED2 were collected after the second carbon bed and represent the treated water. All other samples collected were prior to Chemours treatment. Samples identified with -D or -DUP are duplicate samples. Starting with the 3Q20 samples, the samples are analyzed by USEPA Method 537.1. Prior to 3Q20, the samples were analyzed by a modified method 537. QREP = Qualification Re-Evaluation Program. OMM = Operation, Maintenance, and Monitoring. PWS = Public Water Service. NJDEP = New Jersey Department of Environmental Protection.

**Table 2. Residential Granular Activated Carbon (GAC) Treatment System Results –
Chemours Chambers Works, Deepwater, New Jersey**

Field Sample ID	Date	PFOA	PFOS	PFNA	Comments
PT	9/3/2019	0.064	0.009	0.0065	
BED1	9/3/2019	<0.0020	<0.0020	<0.0020	
BED1	6/4/2019	<0.0020	<0.0020	<0.0020	
BED1	1/30/2019	<0.0020	<0.0020	<0.0020	
BED1	11/7/2018	<0.0020	<0.0020	<0.0020	
PT	8/7/2018	0.063	0.0070	0.0066	
BED1	8/7/2018	<0.0020	<0.0020	<0.0020	
	11/30/2017	0.033	<0.0020	0.0026	GAC installed 05/02/2018.
Location: 246					
BED1	10/25/2023	<0.0020	<0.0020	<0.0020	Carbon Changeout 10/25/2023 - 5yr.
PT	8/3/2023	0.054	0.0029	0.013	
BED1	8/3/2023	<0.0020	<0.0020	<0.0020	
BED1-DUP	8/3/2023	<0.0020	<0.0020	<0.0020	
BED1	5/8/2023	<0.0020	<0.0020	<0.0020	
BED1	2/14/2023	<0.0020	<0.0020	<0.0020	
BED1	11/17/2022	<0.0020	<0.0020	<0.0020	
BED1-DUP	11/17/2022	<0.0020	<0.0020	<0.0020	
PT	9/8/2022	0.066	0.0037	0.015	

Concentrations are in micrograms per liter (ug/L). Concentrations are rounded by the laboratory and reported to two significant figures. For samples collected prior to 10/1/2013, results for PFOA are reported under the following protocol: ND < LOD < NQ < LOQ where ND = Not Detected, NQ = Not Quantifiable, LOD = Limit of Detection, LOQ = Limit of Quantitation; the LOD/LOQ may have varied by instrument and quarter. For samples collected after 10/1/2013, samples are reported to a reporting limit (RL) of 0.0050 ug/L for PFOA. For samples collected after 6/30/2016, each target compound RL is 0.0020 ug/L. J = Analyte present, reported value may not be accurate or precise; UJ = Not detected, reporting limit may not be accurate or precise; B = Not detected substantially above the level reported in the laboratory or field blanks. Samples identified as BED1 were collected after the first carbon bed. Samples identified as BED2 were collected after the second carbon bed and represent the treated water. All other samples collected were prior to Chemours treatment. Samples identified with -D or -DUP are duplicate samples. Starting with the 3Q20 samples, the samples are analyzed by USEPA Method 537.1. Prior to 3Q20, the samples were analyzed by a modified method 537. QREP = Qualification Re-Evaluation Program. OMM = Operation, Maintenance, and Monitoring. PWS = Public Water Service. NJDEP = New Jersey Department of Environmental Protection.

**Table 2. Residential Granular Activated Carbon (GAC) Treatment System Results –
Chemours Chambers Works, Deepwater, New Jersey**

Field Sample ID	Date	PFOA	PFOS	PFNA	Comments
BED1	9/8/2022	<0.0020	<0.0020	<0.0020	
BED1-DUP	9/8/2022	<0.0020	<0.0020	<0.0020	
BED1	5/25/2022	<0.0020	<0.0020	<0.0020	
BED1-DUP	5/25/2022	<0.0020	<0.0020	<0.0020	
BED1	2/24/2022	<0.0020	<0.0020	<0.0020	
BED1	11/15/2021	<0.0020	<0.0020	<0.0020	
BED1-DUP	11/15/2021	<0.0020	<0.0020	<0.0020	
PT	8/27/2021	0.067	0.0037	0.015	
BED1	8/27/2021	<0.0020	<0.0020	<0.0020	
BED1-DUP	8/27/2021	<0.0020	<0.0020	<0.0020	
BED1	6/16/2021	<0.0020	<0.0020	<0.0020	
BED1-DUP	6/16/2021	<0.0020	<0.0020	<0.0020	
BED1	2/16/2021	<0.0020	<0.0020	<0.0020	
BED1	12/2/2020	<0.0020	<0.0020	<0.0020	
BED1-DUP	12/2/2020	<0.0020	<0.0020	<0.0020	
PT	8/26/2020	0.065	0.0034	0.015	
BED1	8/26/2020	<0.0020	<0.0020	<0.0020	
BED1-DUP	8/26/2020	<0.0020	<0.0020	<0.0020	

Concentrations are in micrograms per liter (ug/L). Concentrations are rounded by the laboratory and reported to two significant figures. For samples collected prior to 10/1/2013, results for PFOA are reported under the following protocol: ND < LOD < NQ < LOQ where ND = Not Detected, NQ = Not Quantifiable, LOD = Limit of Detection, LOQ = Limit of Quantitation; the LOD/LOQ may have varied by instrument and quarter. For samples collected after 10/1/2013, samples are reported to a reporting limit (RL) of 0.0050 ug/L for PFOA. For samples collected after 6/30/2016, each target compound RL is 0.0020 ug/L. J = Analyte present, reported value may not be accurate or precise; UJ = Not detected, reporting limit may not be accurate or precise; B = Not detected substantially above the level reported in the laboratory or field blanks. Samples identified as BED1 were collected after the first carbon bed. Samples identified as BED2 were collected after the second carbon bed and represent the treated water. All other samples collected were prior to Chemours treatment. Samples identified with -D or -DUP are duplicate samples. Starting with the 3Q20 samples, the samples are analyzed by USEPA Method 537.1. Prior to 3Q20, the samples were analyzed by a modified method 537. QREP = Qualification Re-Evaluation Program. OMM = Operation, Maintenance, and Monitoring. PWS = Public Water Service. NJDEP = New Jersey Department of Environmental Protection.

**Table 2. Residential Granular Activated Carbon (GAC) Treatment System Results –
Chemours Chambers Works, Deepwater, New Jersey**

Field Sample ID	Date	PFOA	PFOS	PFNA	Comments
BED1	6/9/2020	<0.0020	<0.0020	<0.0020	
BED1	1/30/2020	<0.0020	<0.0020	<0.0020	
BED1-DUP	1/30/2020	<0.0020	<0.0020	<0.0020	
BED1	10/22/2019	<0.0020	<0.0020	<0.0020	
PT	8/2/2019	0.079	0.0035	0.015	
BED1	8/2/2019	<0.0020	<0.0020	<0.0020	
BED1	4/25/2019	<0.0020	0.0022	<0.0020	
BED1	2/18/2019	<0.0020	0.0034	<0.0020	
BED1	11/27/2018	<0.0020	<0.0020	<0.0020	
PT	8/1/2018	0.076	0.0027	0.013	
BED1	8/1/2018	<0.0020	<0.0020	<0.0020	
	11/30/2017	0.077	0.0031	0.012	GAC installed 05/24/2018.
Location: 247					
BED1	11/2/2023	<0.0020	<0.0020	<0.0020	
PT	7/14/2023	0.044	0.0035	0.0026	
BED1	7/14/2023	<0.0020	<0.0020	<0.0020	
BED1	4/18/2023	<0.0020 UJ	<0.0020 UJ	<0.0020 UJ	Carbon Changeout 04/18/2023 - 5yr.
BED1	2/9/2023	<0.0020	<0.0020	<0.0020	

Concentrations are in micrograms per liter (ug/L). Concentrations are rounded by the laboratory and reported to two significant figures. For samples collected prior to 10/1/2013, results for PFOA are reported under the following protocol: ND < LOD < NQ < LOQ where ND = Not Detected, NQ = Not Quantifiable, LOD = Limit of Detection, LOQ = Limit of Quantitation; the LOD/LOQ may have varied by instrument and quarter. For samples collected after 10/1/2013, samples are reported to a reporting limit (RL) of 0.0050 ug/L for PFOA. For samples collected after 6/30/2016, each target compound RL is 0.0020 ug/L. J = Analyte present, reported value may not be accurate or precise; UJ = Not detected, reporting limit may not be accurate or precise; B = Not detected substantially above the level reported in the laboratory or field blanks. Samples identified as BED1 were collected after the first carbon bed. Samples identified as BED2 were collected after the second carbon bed and represent the treated water. All other samples collected were prior to Chemours treatment. Samples identified with -D or -DUP are duplicate samples. Starting with the 3Q20 samples, the samples are analyzed by USEPA Method 537.1. Prior to 3Q20, the samples were analyzed by a modified method 537. QREP = Qualification Re-Evaluation Program. OMM = Operation, Maintenance, and Monitoring. PWS = Public Water Service. NJDEP = New Jersey Department of Environmental Protection.

**Table 2. Residential Granular Activated Carbon (GAC) Treatment System Results –
Chemours Chambers Works, Deepwater, New Jersey**

Field Sample ID	Date	PFOA	PFOS	PFNA	Comments
BED1	10/26/2022	<0.0020	<0.0020	<0.0020	
BED1-DUP	10/26/2022	<0.0020	<0.0020	<0.0020	
PT	8/23/2022	0.048	0.0037	0.0028	
BED1	8/23/2022	<0.0020	<0.0020	<0.0020	
BED1-DUP	8/23/2022	<0.0020	<0.0020	<0.0020	
BED1	5/23/2022	<0.0020	<0.0020	<0.0020	
BED1-DUP	5/23/2022	<0.0020	<0.0020	<0.0020	
BED1	2/10/2022	<0.0020	<0.0020	<0.0020	
BED1	10/25/2021	<0.0020	<0.0020	<0.0020	
BED1-DUP	10/25/2021	<0.0020	<0.0020	<0.0020	
PT	8/17/2021	0.054	0.0047	0.0030	
BED1	8/17/2021	<0.0020	<0.0020	<0.0020	
BED1-DUP	8/17/2021	<0.0020	<0.0020	<0.0020	
BED1	5/25/2021	<0.0020	<0.0020	<0.0020	
BED1	2/15/2021	<0.0020	<0.0020	<0.0020	
BED1	12/1/2020	<0.0020	<0.0020	<0.0020	
PT	8/25/2020	0.037	0.0036	<0.0020	
BED1	8/25/2020	<0.0020	<0.0020	<0.0020	

Concentrations are in micrograms per liter (ug/L). Concentrations are rounded by the laboratory and reported to two significant figures. For samples collected prior to 10/1/2013, results for PFOA are reported under the following protocol: ND < LOD < NQ < LOQ where ND = Not Detected, NQ = Not Quantifiable, LOD = Limit of Detection, LOQ = Limit of Quantitation; the LOD/LOQ may have varied by instrument and quarter. For samples collected after 10/1/2013, samples are reported to a reporting limit (RL) of 0.0050 ug/L for PFOA. For samples collected after 6/30/2016, each target compound RL is 0.0020 ug/L. J = Analyte present, reported value may not be accurate or precise; UJ = Not detected, reporting limit may not be accurate or precise; B = Not detected substantially above the level reported in the laboratory or field blanks. Samples identified as BED1 were collected after the first carbon bed. Samples identified as BED2 were collected after the second carbon bed and represent the treated water. All other samples collected were prior to Chemours treatment. Samples identified with -D or -DUP are duplicate samples. Starting with the 3Q20 samples, the samples are analyzed by USEPA Method 537.1. Prior to 3Q20, the samples were analyzed by a modified method 537. QREP = Qualification Re-Evaluation Program. OMM = Operation, Maintenance, and Monitoring. PWS = Public Water Service. NJDEP = New Jersey Department of Environmental Protection.

**Table 2. Residential Granular Activated Carbon (GAC) Treatment System Results –
Chemours Chambers Works, Deepwater, New Jersey**

Field Sample ID	Date	PFOA	PFOS	PFNA	Comments
BED1	6/16/2020	<0.0020	<0.0020	<0.0020	
BED1	2/20/2020	<0.0020	<0.0020	<0.0020	
BED1	11/13/2019	<0.0020	<0.0020	<0.0020	
PT	9/12/2019	0.059	0.011	0.0062	
BED1	9/12/2019	<0.0020	<0.0020	<0.0020	
BED1	4/12/2019	<0.0020	<0.0020	<0.0020	
BED1	1/23/2019	<0.0020	<0.0020	<0.0020	
BED1	11/2/2018	<0.0020	<0.0020	<0.0020	
PT	7/19/2018	0.036	0.0036	<0.0020	
BED1	7/19/2018	<0.0020	<0.0020	<0.0020	
BED1	4/16/2018	<0.0020	<0.0020	<0.0020	
	11/30/2017	0.034	0.0034	<0.0020	GAC installed 02/20/2018.
Location: 248					
BED1	11/2/2023	<0.0020	<0.0020	<0.0020	
PT	8/9/2023	0.054	0.0042	0.018	
BED1	8/9/2023	<0.0020	<0.0020	<0.0020	
BED1-DUP	8/9/2023	<0.0020	<0.0020	<0.0020	
BED1	6/27/2023	<0.0020 UJ	<0.0020 UJ	<0.0020 UJ	Carbon Changeout 06/27/2023 - 5yr.

Concentrations are in micrograms per liter (ug/L). Concentrations are rounded by the laboratory and reported to two significant figures. For samples collected prior to 10/1/2013, results for PFOA are reported under the following protocol: ND < LOD < NQ < LOQ where ND = Not Detected, NQ = Not Quantifiable, LOD = Limit of Detection, LOQ = Limit of Quantitation; the LOD/LOQ may have varied by instrument and quarter. For samples collected after 10/1/2013, samples are reported to a reporting limit (RL) of 0.0050 ug/L for PFOA. For samples collected after 6/30/2016, each target compound RL is 0.0020 ug/L. J = Analyte present, reported value may not be accurate or precise; UJ = Not detected, reporting limit may not be accurate or precise; B = Not detected substantially above the level reported in the laboratory or field blanks. Samples identified as BED1 were collected after the first carbon bed. Samples identified as BED2 were collected after the second carbon bed and represent the treated water. All other samples collected were prior to Chemours treatment. Samples identified with -D or -DUP are duplicate samples. Starting with the 3Q20 samples, the samples are analyzed by USEPA Method 537.1. Prior to 3Q20, the samples were analyzed by a modified method 537. QREP = Qualification Re-Evaluation Program. OMM = Operation, Maintenance, and Monitoring. PWS = Public Water Service. NJDEP = New Jersey Department of Environmental Protection.

**Table 2. Residential Granular Activated Carbon (GAC) Treatment System Results –
Chemours Chambers Works, Deepwater, New Jersey**

Field Sample ID	Date	PFOA	PFOS	PFNA	Comments
BED1	3/9/2023	<0.0020	<0.0020	<0.0020	
BED1-DUP	3/9/2023	<0.0020	<0.0020	<0.0020	
BED1	12/7/2022	<0.0020	<0.0020	<0.0020	
BED1-DUP	12/7/2022	<0.0020	<0.0020	<0.0020	
PT	9/19/2022	0.057	0.0037	0.015	
BED1	9/19/2022	<0.0020	<0.0020	<0.0020	
BED1	5/25/2022	<0.0020	<0.0020	<0.0020	
BED1	3/1/2022	<0.0020	<0.0020	<0.0020	
BED1	11/18/2021	<0.0020	<0.0020	<0.0020	
PT	8/19/2021	0.060	0.0043	0.017	
BED1	8/19/2021	<0.0020	<0.0020	<0.0020	
BED1-DUP	8/19/2021	<0.0020	<0.0020	<0.0020	
BED1	4/20/2021	<0.0020	<0.0020	<0.0020	
BED1	1/21/2021	<0.0020	<0.0020	<0.0020	
PT	9/14/2020	0.044	0.0026 J	0.012	
BED1	9/14/2020	<0.0020	<0.0020	<0.0020	
BED1	6/24/2020	<0.0020	<0.0020	<0.0020	
BED1	2/27/2020	<0.0020	<0.0020	<0.0020	

Concentrations are in micrograms per liter (ug/L). Concentrations are rounded by the laboratory and reported to two significant figures. For samples collected prior to 10/1/2013, results for PFOA are reported under the following protocol: ND < LOD < NQ < LOQ where ND = Not Detected, NQ = Not Quantifiable, LOD = Limit of Detection, LOQ = Limit of Quantitation; the LOD/LOQ may have varied by instrument and quarter. For samples collected after 10/1/2013, samples are reported to a reporting limit (RL) of 0.0050 ug/L for PFOA. For samples collected after 6/30/2016, each target compound RL is 0.0020 ug/L. J = Analyte present, reported value may not be accurate or precise; UJ = Not detected, reporting limit may not be accurate or precise; B = Not detected substantially above the level reported in the laboratory or field blanks. Samples identified as BED1 were collected after the first carbon bed. Samples identified as BED2 were collected after the second carbon bed and represent the treated water. All other samples collected were prior to Chemours treatment. Samples identified with -D or -DUP are duplicate samples. Starting with the 3Q20 samples, the samples are analyzed by USEPA Method 537.1. Prior to 3Q20, the samples were analyzed by a modified method 537. QREP = Qualification Re-Evaluation Program. OMM = Operation, Maintenance, and Monitoring. PWS = Public Water Service. NJDEP = New Jersey Department of Environmental Protection.

**Table 2. Residential Granular Activated Carbon (GAC) Treatment System Results –
Chemours Chambers Works, Deepwater, New Jersey**

Field Sample ID	Date	PFOA	PFOS	PFNA	Comments
BED1	11/25/2019	<0.0020	<0.0020	<0.0020	
PT	9/25/2019	0.067	0.0035	0.016	
BED1	9/25/2019	<0.0020	<0.0020	<0.0020	
BED1-DUP	9/25/2019	<0.0020	<0.0020	<0.0020	
BED1	5/20/2019	<0.0020	<0.0020	<0.0020	
BED1	3/7/2019	<0.0020	<0.0020	<0.0020	
BED1	11/28/2018	<0.0020	<0.0020	<0.0020	
PT	8/7/2018	0.079	0.0039	0.016	
BED1	8/7/2018	<0.0020	<0.0020	<0.0020	
BED1	5/3/2018	<0.0020	<0.0020	<0.0020	
	11/30/2017	0.072	0.0043	0.017	GAC installed 02/16/2018.
-DUP	11/30/2017	0.076	0.0046	0.017	GAC installed 02/16/2018.
Location: 249					
BED1	11/30/2023	<0.0020	<0.0020	<0.0020	
BED1-DUP	11/30/2023	<0.0020	<0.0020	<0.0020	
PT	9/6/2023	0.066	0.011	0.0081	
BED1	9/6/2023	<0.0020	<0.0020	<0.0020	
BED1-DUP	9/6/2023	<0.0020	<0.0020	<0.0020	

Concentrations are in micrograms per liter (ug/L). Concentrations are rounded by the laboratory and reported to two significant figures. For samples collected prior to 10/1/2013, results for PFOA are reported under the following protocol: ND < LOD < NQ < LOQ where ND = Not Detected, NQ = Not Quantifiable, LOD = Limit of Detection, LOQ = Limit of Quantitation; the LOD/LOQ may have varied by instrument and quarter. For samples collected after 10/1/2013, samples are reported to a reporting limit (RL) of 0.0050 ug/L for PFOA. For samples collected after 6/30/2016, each target compound RL is 0.0020 ug/L. J = Analyte present, reported value may not be accurate or precise; UJ = Not detected, reporting limit may not be accurate or precise; B = Not detected substantially above the level reported in the laboratory or field blanks. Samples identified as BED1 were collected after the first carbon bed. Samples identified as BED2 were collected after the second carbon bed and represent the treated water. All other samples collected were prior to Chemours treatment. Samples identified with -D or -DUP are duplicate samples. Starting with the 3Q20 samples, the samples are analyzed by USEPA Method 537.1. Prior to 3Q20, the samples were analyzed by a modified method 537. QREP = Qualification Re-Evaluation Program. OMM = Operation, Maintenance, and Monitoring. PWS = Public Water Service. NJDEP = New Jersey Department of Environmental Protection.

**Table 2. Residential Granular Activated Carbon (GAC) Treatment System Results –
Chemours Chambers Works, Deepwater, New Jersey**

Field Sample ID	Date	PFOA	PFOS	PFNA	Comments
BED1	6/26/2023	<0.0020	<0.0020	<0.0020	
BED1-DUP	6/26/2023	<0.0020	<0.0020	<0.0020	
BED1	3/6/2023	<0.0020	<0.0020	<0.0020	
BED1-DUP	3/6/2023	<0.0020	<0.0020	<0.0020	
BED1	11/30/2022	<0.0020	<0.0020	<0.0020	
BED1-DUP	11/30/2022	<0.0020	<0.0020	<0.0020	
PT	9/6/2022	0.065	0.0099	0.0069	
BED1	9/6/2022	<0.0020	<0.0020	<0.0020	
BED1-DUP	9/6/2022	<0.0020	<0.0020	<0.0020	
BED1	6/6/2022	<0.0020	<0.0020	<0.0020	
BED1	3/7/2022	<0.0020	<0.0020	<0.0020	
BED1-DUP	3/7/2022	<0.0020	<0.0020	<0.0020	
BED1	12/29/2021	<0.0020	<0.0020	<0.0020	
BED1-DUP	12/29/2021	<0.0020	<0.0020	<0.0020	
PT	9/17/2021	0.064	0.0098	0.0074	
BED1	9/17/2021	<0.0020	<0.0020	<0.0020	
BED1	6/17/2021	<0.0020	<0.0020	<0.0020	
BED1	2/12/2021	<0.0020	<0.0020	<0.0020	

Concentrations are in micrograms per liter (ug/L). Concentrations are rounded by the laboratory and reported to two significant figures. For samples collected prior to 10/1/2013, results for PFOA are reported under the following protocol: ND < LOD < NQ < LOQ where ND = Not Detected, NQ = Not Quantifiable, LOD = Limit of Detection, LOQ = Limit of Quantitation; the LOD/LOQ may have varied by instrument and quarter. For samples collected after 10/1/2013, samples are reported to a reporting limit (RL) of 0.0050 ug/L for PFOA. For samples collected after 6/30/2016, each target compound RL is 0.0020 ug/L. J = Analyte present, reported value may not be accurate or precise; UJ = Not detected, reporting limit may not be accurate or precise; B = Not detected substantially above the level reported in the laboratory or field blanks. Samples identified as BED1 were collected after the first carbon bed. Samples identified as BED2 were collected after the second carbon bed and represent the treated water. All other samples collected were prior to Chemours treatment. Samples identified with -D or -DUP are duplicate samples. Starting with the 3Q20 samples, the samples are analyzed by USEPA Method 537.1. Prior to 3Q20, the samples were analyzed by a modified method 537. QREP = Qualification Re-Evaluation Program. OMM = Operation, Maintenance, and Monitoring. PWS = Public Water Service. NJDEP = New Jersey Department of Environmental Protection.

**Table 2. Residential Granular Activated Carbon (GAC) Treatment System Results –
Chemours Chambers Works, Deepwater, New Jersey**

Field Sample ID	Date	PFOA	PFOS	PFNA	Comments
BED1	11/17/2020	<0.0020	<0.0020	<0.0020	
PT	9/16/2020	0.064	0.010	0.0061	
BED1	9/16/2020	<0.0020	<0.0020	<0.0020	
BED1	6/24/2020	<0.0020	<0.0020	<0.0020	
BED1-DUP	6/24/2020	<0.0020	<0.0020	<0.0020	
BED1	2/20/2020	<0.0020	<0.0020	<0.0020	
BED1	11/18/2019	<0.0020	<0.0020	<0.0020	
PT	9/12/2019	0.058	0.010	0.0058	
BED1	9/12/2019	<0.0020	<0.0020	<0.0020	
BED1	5/30/2019	<0.0020	<0.0020	<0.0020	
BED1-DUP	5/30/2019	<0.0020	<0.0020	<0.0020	
PT	1/17/2019	0.068	0.013	0.0065	
BED1	1/17/2019	<0.0020	<0.0020	<0.0020	
BED1	10/22/2018	<0.0020	<0.0020	<0.0020	
	11/30/2017	0.053	0.01	0.0048	GAC installed 09/28/2018.
Location: 250					
BED1	11/8/2023	0.0024	<0.0020	<0.0020	
BED1-DUP	11/8/2023	0.0027	<0.0020	<0.0020	

Concentrations are in micrograms per liter (ug/L). Concentrations are rounded by the laboratory and reported to two significant figures. For samples collected prior to 10/1/2013, results for PFOA are reported under the following protocol: ND < LOD < NQ < LOQ where ND = Not Detected, NQ = Not Quantifiable, LOD = Limit of Detection, LOQ = Limit of Quantitation; the LOD/LOQ may have varied by instrument and quarter. For samples collected after 10/1/2013, samples are reported to a reporting limit (RL) of 0.0050 ug/L for PFOA. For samples collected after 6/30/2016, each target compound RL is 0.0020 ug/L. J = Analyte present, reported value may not be accurate or precise; UJ = Not detected, reporting limit may not be accurate or precise; B = Not detected substantially above the level reported in the laboratory or field blanks. Samples identified as BED1 were collected after the first carbon bed. Samples identified as BED2 were collected after the second carbon bed and represent the treated water. All other samples collected were prior to Chemours treatment. Samples identified with -D or -DUP are duplicate samples. Starting with the 3Q20 samples, the samples are analyzed by USEPA Method 537.1. Prior to 3Q20, the samples were analyzed by a modified method 537. QREP = Qualification Re-Evaluation Program. OMM = Operation, Maintenance, and Monitoring. PWS = Public Water Service. NJDEP = New Jersey Department of Environmental Protection.

**Table 2. Residential Granular Activated Carbon (GAC) Treatment System Results –
Chemours Chambers Works, Deepwater, New Jersey**

Field Sample ID	Date	PFOA	PFOS	PFNA	Comments
BED2	11/8/2023	<0.0020	<0.0020	<0.0020	
PT	8/16/2023	0.069	0.0098	0.0085	
BED1	8/16/2023	0.0028	<0.0020	<0.0020	
BED1-DUP	8/16/2023	0.0029	<0.0020	<0.0020	
BED2	8/16/2023	<0.0020	<0.0020	<0.0020	
BED1	4/19/2023	<0.0020	<0.0020	<0.0020	
BED1	2/6/2023	<0.0020	<0.0020	<0.0020	
BED1	11/14/2022	<0.0020	<0.0020	<0.0020	
PT	9/12/2022	0.086	0.011	0.0095	
BED1	9/12/2022	<0.0020	<0.0020	<0.0020	
BED1	6/21/2022	<0.0020	<0.0020	<0.0020	
BED1-DUP	6/21/2022	<0.0020	<0.0020	<0.0020	
BED1	3/7/2022	<0.0020	<0.0020	<0.0020	
PT	9/16/2021	0.070	0.011	0.0086	
BED1	9/16/2021	<0.0020	<0.0020	<0.0020	
BED1-DUP	9/16/2021	<0.0020	<0.0020	<0.0020	
BED1	6/9/2021	<0.0020	<0.0020	<0.0020	
BED1-DUP	6/9/2021	<0.0020	<0.0020	<0.0020	

Concentrations are in micrograms per liter (ug/L). Concentrations are rounded by the laboratory and reported to two significant figures. For samples collected prior to 10/1/2013, results for PFOA are reported under the following protocol: ND < LOD < NQ < LOQ where ND = Not Detected, NQ = Not Quantifiable, LOD = Limit of Detection, LOQ = Limit of Quantitation; the LOD/LOQ may have varied by instrument and quarter. For samples collected after 10/1/2013, samples are reported to a reporting limit (RL) of 0.0050 ug/L for PFOA. For samples collected after 6/30/2016, each target compound RL is 0.0020 ug/L. J = Analyte present, reported value may not be accurate or precise; UJ = Not detected, reporting limit may not be accurate or precise; B = Not detected substantially above the level reported in the laboratory or field blanks. Samples identified as BED1 were collected after the first carbon bed. Samples identified as BED2 were collected after the second carbon bed and represent the treated water. All other samples collected were prior to Chemours treatment. Samples identified with -D or -DUP are duplicate samples. Starting with the 3Q20 samples, the samples are analyzed by USEPA Method 537.1. Prior to 3Q20, the samples were analyzed by a modified method 537. QREP = Qualification Re-Evaluation Program. OMM = Operation, Maintenance, and Monitoring. PWS = Public Water Service. NJDEP = New Jersey Department of Environmental Protection.

**Table 2. Residential Granular Activated Carbon (GAC) Treatment System Results –
Chemours Chambers Works, Deepwater, New Jersey**

Field Sample ID	Date	PFOA	PFOS	PFNA	Comments
BED1	2/17/2021	<0.0020	<0.0020	<0.0020	
BED1-DUP	2/17/2021	<0.0020	<0.0020	<0.0020	
PT	9/16/2020	0.075	0.0089	0.0076	
BED1	9/16/2020	<0.0020	<0.0020	<0.0020	
BED1	6/26/2020	<0.0020	<0.0020	<0.0020	
BED1	11/27/2019	<0.0020	<0.0020	<0.0020	
PT	9/25/2019	0.077	0.0094	0.0083	
BED1	9/25/2019	<0.0020	<0.0020	<0.0020	
BED1	5/17/2019	<0.0020	<0.0020	<0.0020	
BED1	3/18/2019	<0.0020	<0.0020	<0.0020	
PT	12/21/2018	0.081	0.0086	0.0058	
BED1	12/21/2018	<0.0020	<0.0020	<0.0020	
	11/30/2017	0.069	0.0092	0.0062	GAC installed 09/19/2018.
Location: 251					
BED1	10/25/2023	<0.0020	<0.0020	<0.0020	
PT	8/1/2023	0.053	0.0059	0.0062	
BED1	8/1/2023	<0.0020	<0.0020	<0.0020	
BED1-DUP	8/1/2023	<0.0020	<0.0020	<0.0020	

Concentrations are in micrograms per liter (ug/L). Concentrations are rounded by the laboratory and reported to two significant figures. For samples collected prior to 10/1/2013, results for PFOA are reported under the following protocol: ND < LOD < NQ < LOQ where ND = Not Detected, NQ = Not Quantifiable, LOD = Limit of Detection, LOQ = Limit of Quantitation; the LOD/LOQ may have varied by instrument and quarter. For samples collected after 10/1/2013, samples are reported to a reporting limit (RL) of 0.0050 ug/L for PFOA. For samples collected after 6/30/2016, each target compound RL is 0.0020 ug/L. J = Analyte present, reported value may not be accurate or precise; UJ = Not detected, reporting limit may not be accurate or precise; B = Not detected substantially above the level reported in the laboratory or field blanks. Samples identified as BED1 were collected after the first carbon bed. Samples identified as BED2 were collected after the second carbon bed and represent the treated water. All other samples collected were prior to Chemours treatment. Samples identified with -D or -DUP are duplicate samples. Starting with the 3Q20 samples, the samples are analyzed by USEPA Method 537.1. Prior to 3Q20, the samples were analyzed by a modified method 537. QREP = Qualification Re-Evaluation Program. OMM = Operation, Maintenance, and Monitoring. PWS = Public Water Service. NJDEP = New Jersey Department of Environmental Protection.

**Table 2. Residential Granular Activated Carbon (GAC) Treatment System Results –
Chemours Chambers Works, Deepwater, New Jersey**

Field Sample ID	Date	PFOA	PFOS	PFNA	Comments
BED1	4/19/2023	<0.0020	<0.0020	<0.0020	
BED1	2/9/2023	<0.0020	<0.0020	<0.0020	
BED1	11/7/2022	<0.0020	<0.0020	<0.0020	
PT	9/15/2022	0.058	0.0057	0.0058	
BED1	9/15/2022	<0.0020	<0.0020	<0.0020	
BED1	5/26/2022	<0.0020	<0.0020	<0.0020	
BED1	2/21/2022	<0.0020	<0.0020	<0.0020	
BED1-DUP	2/21/2022	<0.0020	<0.0020	<0.0020	
BED1	11/17/2021	<0.0020	<0.0020	<0.0020	
PT	9/10/2021	0.062	0.0065	0.0062	
BED1	9/10/2021	<0.0020	<0.0020	<0.0020	
BED1-DUP	9/10/2021	<0.0020	<0.0020	<0.0020	
BED1	6/10/2021	<0.0020	<0.0020	<0.0020	
BED1	3/8/2021	<0.0020	<0.0020	<0.0020	
PT	9/28/2020	0.067	0.017	0.0082	
BED1	9/28/2020	<0.0020	<0.0020	<0.0020	
BED1-DUP	9/28/2020	<0.0020 UJ	<0.0020 UJ	<0.0020 UJ	
BED1	6/18/2020	<0.0020	<0.0020	<0.0020	

Concentrations are in micrograms per liter (ug/L). Concentrations are rounded by the laboratory and reported to two significant figures. For samples collected prior to 10/1/2013, results for PFOA are reported under the following protocol: ND < LOD < NQ < LOQ where ND = Not Detected, NQ = Not Quantifiable, LOD = Limit of Detection, LOQ = Limit of Quantitation; the LOD/LOQ may have varied by instrument and quarter. For samples collected after 10/1/2013, samples are reported to a reporting limit (RL) of 0.0050 ug/L for PFOA. For samples collected after 6/30/2016, each target compound RL is 0.0020 ug/L. J = Analyte present, reported value may not be accurate or precise; UJ = Not detected, reporting limit may not be accurate or precise; B = Not detected substantially above the level reported in the laboratory or field blanks. Samples identified as BED1 were collected after the first carbon bed. Samples identified as BED2 were collected after the second carbon bed and represent the treated water. All other samples collected were prior to Chemours treatment. Samples identified with -D or -DUP are duplicate samples. Starting with the 3Q20 samples, the samples are analyzed by USEPA Method 537.1. Prior to 3Q20, the samples were analyzed by a modified method 537. QREP = Qualification Re-Evaluation Program. OMM = Operation, Maintenance, and Monitoring. PWS = Public Water Service. NJDEP = New Jersey Department of Environmental Protection.

**Table 2. Residential Granular Activated Carbon (GAC) Treatment System Results –
Chemours Chambers Works, Deepwater, New Jersey**

Field Sample ID	Date	PFOA	PFOS	PFNA	Comments
BED1	1/29/2020	<0.0020	<0.0020	<0.0020	
	11/30/2017	0.062	0.0059	0.0043	GAC installed 11/05/2019.
Location: 255					
BED1	10/31/2023	<0.0020	<0.0020	<0.0020	
PT	7/13/2023	0.053	0.0081	0.0050	
BED1	7/13/2023	<0.0020	<0.0020	<0.0020	
BED1	4/11/2023	<0.0020	<0.0020	<0.0020	Carbon Changeout 04/11/2023 - 5yr.
BED1	2/13/2023	<0.0020	<0.0020	<0.0020	
BED1-DUP	2/13/2023	<0.0020	<0.0020	<0.0020	
BED1	11/8/2022	<0.0020	<0.0020	<0.0020	
PT	9/6/2022	0.061	0.0093	0.0051	
BED1	9/6/2022	<0.0020	<0.0020	<0.0020	
BED1	5/4/2022	<0.0020	<0.0020	<0.0020	
BED1-DUP	5/4/2022	<0.0020	<0.0020	<0.0020	
BED1	2/7/2022	<0.0020 UJ	<0.0020 UJ	<0.0020 UJ	
BED1-DUP	2/7/2022	<0.0020	<0.0020	<0.0020	
BED1	10/19/2021	<0.0020	<0.0020	<0.0020	
PT	7/23/2021	0.051	0.0078	0.0040	

Concentrations are in micrograms per liter (ug/L). Concentrations are rounded by the laboratory and reported to two significant figures. For samples collected prior to 10/1/2013, results for PFOA are reported under the following protocol: ND < LOD < NQ < LOQ where ND = Not Detected, NQ = Not Quantifiable, LOD = Limit of Detection, LOQ = Limit of Quantitation; the LOD/LOQ may have varied by instrument and quarter. For samples collected after 10/1/2013, samples are reported to a reporting limit (RL) of 0.0050 ug/L for PFOA. For samples collected after 6/30/2016, each target compound RL is 0.0020 ug/L. J = Analyte present, reported value may not be accurate or precise; UJ = Not detected, reporting limit may not be accurate or precise; B = Not detected substantially above the level reported in the laboratory or field blanks. Samples identified as BED1 were collected after the first carbon bed. Samples identified as BED2 were collected after the second carbon bed and represent the treated water. All other samples collected were prior to Chemours treatment. Samples identified with -D or -DUP are duplicate samples. Starting with the 3Q20 samples, the samples are analyzed by USEPA Method 537.1. Prior to 3Q20, the samples were analyzed by a modified method 537. QREP = Qualification Re-Evaluation Program. OMM = Operation, Maintenance, and Monitoring. PWS = Public Water Service. NJDEP = New Jersey Department of Environmental Protection.

**Table 2. Residential Granular Activated Carbon (GAC) Treatment System Results –
Chemours Chambers Works, Deepwater, New Jersey**

Field Sample ID	Date	PFOA	PFOS	PFNA	Comments
BED1	7/23/2021	<0.0020	<0.0020	<0.0020	
BED1	5/10/2021	<0.0020	<0.0020	<0.0020	
BED1-DUP	5/10/2021	<0.0020	<0.0020	<0.0020	
BED1	2/15/2021	<0.0020	<0.0020	<0.0020	
BED1	11/18/2020	<0.0020	<0.0020	<0.0020	
BED1-DUP	11/18/2020	<0.0020	<0.0020	<0.0020	
PT	9/28/2020	0.049	0.0094	0.0036	
BED1	9/28/2020	<0.0020	<0.0020	<0.0020	
BED1	6/4/2020	<0.0020	<0.0020	<0.0020	
BED1	2/19/2020	<0.0020	<0.0020	<0.0020	
BED1	11/14/2019	<0.0020	<0.0020	<0.0020	
PT	9/13/2019	0.056	0.0092	0.0038	
BED1	9/13/2019	<0.0020	<0.0020	<0.0020	
BED1	5/1/2019	<0.0020	<0.0020	<0.0020	
BED1	2/18/2019	<0.0020	<0.0020	<0.0020	
BED1	11/27/2018	<0.0020	<0.0020	<0.0020	
PT	7/20/2018	0.045	0.0086	0.0028	
BED1	7/20/2018	<0.0020	<0.0020	<0.0020	

Concentrations are in micrograms per liter (ug/L). Concentrations are rounded by the laboratory and reported to two significant figures. For samples collected prior to 10/1/2013, results for PFOA are reported under the following protocol: ND < LOD < NQ < LOQ where ND = Not Detected, NQ = Not Quantifiable, LOD = Limit of Detection, LOQ = Limit of Quantitation; the LOD/LOQ may have varied by instrument and quarter. For samples collected after 10/1/2013, samples are reported to a reporting limit (RL) of 0.0050 ug/L for PFOA. For samples collected after 6/30/2016, each target compound RL is 0.0020 ug/L. J = Analyte present, reported value may not be accurate or precise; UJ = Not detected, reporting limit may not be accurate or precise; B = Not detected substantially above the level reported in the laboratory or field blanks. Samples identified as BED1 were collected after the first carbon bed. Samples identified as BED2 were collected after the second carbon bed and represent the treated water. All other samples collected were prior to Chemours treatment. Samples identified with -D or -DUP are duplicate samples. Starting with the 3Q20 samples, the samples are analyzed by USEPA Method 537.1. Prior to 3Q20, the samples were analyzed by a modified method 537. QREP = Qualification Re-Evaluation Program. OMM = Operation, Maintenance, and Monitoring. PWS = Public Water Service. NJDEP = New Jersey Department of Environmental Protection.

**Table 2. Residential Granular Activated Carbon (GAC) Treatment System Results –
Chemours Chambers Works, Deepwater, New Jersey**

Field Sample ID	Date	PFOA	PFOS	PFNA	Comments
BED1	5/15/2018	<0.0020	<0.0020	<0.0020	
	12/7/2017	0.047	0.01	0.0033	GAC installed 02/22/2018.
Location: 256					
BED1	10/9/2023	<0.0020	<0.0020	<0.0020	
BED1-DUP	10/9/2023	<0.0020	<0.0020	<0.0020	
PT	7/13/2023	0.10	0.020	0.017	
BED1	7/13/2023	<0.0020	<0.0020	<0.0020	
BED1	4/11/2023	<0.0020 UJ	<0.0020 UJ	<0.0020 UJ	Carbon Changeout 04/11/2023 - 5yr.
BED1	1/24/2023	<0.0020	<0.0020	<0.0020	
BED1-DUP	1/24/2023	<0.0020	<0.0020	<0.0020	
BED1	10/18/2022	<0.0020	<0.0020	<0.0020	
PT	7/27/2022	0.067	0.0087	0.0089	
BED1	7/27/2022	<0.0020	<0.0020	<0.0020	
BED1-DUP	7/27/2022	<0.0020	<0.0020	<0.0020	
BED1	4/26/2022	<0.0020	<0.0020	<0.0020	
BED1	2/2/2022	<0.0020	<0.0020	<0.0020	
BED1	11/15/2021	<0.0020	<0.0020	<0.0020	
PT	8/23/2021	0.065	0.011	0.010	

Concentrations are in micrograms per liter (ug/L). Concentrations are rounded by the laboratory and reported to two significant figures. For samples collected prior to 10/1/2013, results for PFOA are reported under the following protocol: ND < LOD < NQ < LOQ where ND = Not Detected, NQ = Not Quantifiable, LOD = Limit of Detection, LOQ = Limit of Quantitation; the LOD/LOQ may have varied by instrument and quarter. For samples collected after 10/1/2013, samples are reported to a reporting limit (RL) of 0.0050 ug/L for PFOA. For samples collected after 6/30/2016, each target compound RL is 0.0020 ug/L. J = Analyte present, reported value may not be accurate or precise; UJ = Not detected, reporting limit may not be accurate or precise; B = Not detected substantially above the level reported in the laboratory or field blanks. Samples identified as BED1 were collected after the first carbon bed. Samples identified as BED2 were collected after the second carbon bed and represent the treated water. All other samples collected were prior to Chemours treatment. Samples identified with -D or -DUP are duplicate samples. Starting with the 3Q20 samples, the samples are analyzed by USEPA Method 537.1. Prior to 3Q20, the samples were analyzed by a modified method 537. QREP = Qualification Re-Evaluation Program. OMM = Operation, Maintenance, and Monitoring. PWS = Public Water Service. NJDEP = New Jersey Department of Environmental Protection.

**Table 2. Residential Granular Activated Carbon (GAC) Treatment System Results –
Chemours Chambers Works, Deepwater, New Jersey**

Field Sample ID	Date	PFOA	PFOS	PFNA	Comments
BED1	8/23/2021	<0.0020	<0.0020	<0.0020	
BED1	5/24/2021	<0.0020	<0.0020	<0.0020	
BED1-DUP	5/24/2021	<0.0020	<0.0020	<0.0020	
BED1	3/5/2021	<0.0020	<0.0020	<0.0020	
BED1	10/13/2020	<0.0020	<0.0020	<0.0020	
PT	7/23/2020	0.069	0.010	0.0080	
BED1	7/23/2020	<0.0020	<0.0020	<0.0020	
BED1-DUP	7/23/2020	<0.0020	<0.0020	<0.0020	
BED1	6/1/2020	<0.0020	<0.0020	<0.0020	
BED1	2/18/2020	<0.0020	<0.0020	<0.0020	
BED1	11/12/2019	<0.0020	<0.0020	<0.0020	
PT	9/10/2019	0.079	0.0099	0.0090	
BED1	9/10/2019	<0.0020	<0.0020	<0.0020	
BED1	5/20/2019	<0.0020	<0.0020	<0.0020	
BED1	3/20/2019	<0.0020	<0.0020	<0.0020	
BED1	10/31/2018	<0.0020	0.0023	<0.0020	
PT	7/24/2018	0.073	0.010	0.0072	
BED1	7/24/2018	<0.0020	<0.0020	<0.0020	

Concentrations are in micrograms per liter (ug/L). Concentrations are rounded by the laboratory and reported to two significant figures. For samples collected prior to 10/1/2013, results for PFOA are reported under the following protocol: ND < LOD < NQ < LOQ where ND = Not Detected, NQ = Not Quantifiable, LOD = Limit of Detection, LOQ = Limit of Quantitation; the LOD/LOQ may have varied by instrument and quarter. For samples collected after 10/1/2013, samples are reported to a reporting limit (RL) of 0.0050 ug/L for PFOA. For samples collected after 6/30/2016, each target compound RL is 0.0020 ug/L. J = Analyte present, reported value may not be accurate or precise; UJ = Not detected, reporting limit may not be accurate or precise; B = Not detected substantially above the level reported in the laboratory or field blanks. Samples identified as BED1 were collected after the first carbon bed. Samples identified as BED2 were collected after the second carbon bed and represent the treated water. All other samples collected were prior to Chemours treatment. Samples identified with -D or -DUP are duplicate samples. Starting with the 3Q20 samples, the samples are analyzed by USEPA Method 537.1. Prior to 3Q20, the samples were analyzed by a modified method 537. QREP = Qualification Re-Evaluation Program. OMM = Operation, Maintenance, and Monitoring. PWS = Public Water Service. NJDEP = New Jersey Department of Environmental Protection.

**Table 2. Residential Granular Activated Carbon (GAC) Treatment System Results –
Chemours Chambers Works, Deepwater, New Jersey**

Field Sample ID	Date	PFOA	PFOS	PFNA	Comments
BED1	4/19/2018	<0.0020	<0.0020	<0.0020	
-DUP	12/7/2017	0.065	0.011	0.0061	GAC installed 03/13/2018.
	12/7/2017	0.063	0.012	0.0063	GAC installed 03/13/2018.
Location: 257					
BED1	12/1/2023	<0.0020	<0.0020	<0.0020	Carbon Changeout 12/01/2023 - 5yr.
PT	8/28/2023	0.068	0.0066	0.0074	
BED1	8/28/2023	<0.0020	<0.0020	<0.0020	
BED1-DUP	8/28/2023	<0.0020	<0.0020	<0.0020	
BED1	6/5/2023	<0.0020	<0.0020	<0.0020	
BED1-DUP	6/5/2023	<0.0020	<0.0020	<0.0020	
BED1	3/6/2023	<0.0020	<0.0020	<0.0020	
BED1	11/14/2022	<0.0020	<0.0020	<0.0020	
BED1-DUP	11/14/2022	<0.0020	<0.0020	<0.0020	
PT	9/12/2022	0.083	0.0068	0.0064	
BED1	9/12/2022	<0.0020	<0.0020	<0.0020	
BED1-DUP	9/12/2022	<0.0020	<0.0020	<0.0020	
BED1	6/7/2022	<0.0020	<0.0020	<0.0020	
BED1	3/8/2022	<0.0020	<0.0020	<0.0020	

Concentrations are in micrograms per liter (ug/L). Concentrations are rounded by the laboratory and reported to two significant figures. For samples collected prior to 10/1/2013, results for PFOA are reported under the following protocol: ND < LOD < NQ < LOQ where ND = Not Detected, NQ = Not Quantifiable, LOD = Limit of Detection, LOQ = Limit of Quantitation; the LOD/LOQ may have varied by instrument and quarter. For samples collected after 10/1/2013, samples are reported to a reporting limit (RL) of 0.0050 ug/L for PFOA. For samples collected after 6/30/2016, each target compound RL is 0.0020 ug/L. J = Analyte present, reported value may not be accurate or precise; UJ = Not detected, reporting limit may not be accurate or precise; B = Not detected substantially above the level reported in the laboratory or field blanks. Samples identified as BED1 were collected after the first carbon bed. Samples identified as BED2 were collected after the second carbon bed and represent the treated water. All other samples collected were prior to Chemours treatment. Samples identified with -D or -DUP are duplicate samples. Starting with the 3Q20 samples, the samples are analyzed by USEPA Method 537.1. Prior to 3Q20, the samples were analyzed by a modified method 537. QREP = Qualification Re-Evaluation Program. OMM = Operation, Maintenance, and Monitoring. PWS = Public Water Service. NJDEP = New Jersey Department of Environmental Protection.

**Table 2. Residential Granular Activated Carbon (GAC) Treatment System Results –
Chemours Chambers Works, Deepwater, New Jersey**

Field Sample ID	Date	PFOA	PFOS	PFNA	Comments
BED1	11/29/2021	<0.0020	<0.0020	<0.0020	
PT	9/7/2021	0.080	0.0075	0.0069	
BED1	9/7/2021	<0.0020	<0.0020	<0.0020	
BED1	6/11/2021	<0.0020	<0.0020	<0.0020	
BED1	2/11/2021	<0.0020	<0.0020	<0.0020	
BED1	11/16/2020	<0.0020	<0.0020	<0.0020	
BED1-DUP	11/16/2020	<0.0020	<0.0020	<0.0020	
PT	9/14/2020	0.075	0.0088 J	0.0066	
BED1	9/14/2020	<0.0020	<0.0020	<0.0020	
BED1	6/30/2020	<0.0020	<0.0020	<0.0020	
BED1	11/18/2019	<0.0020	<0.0020	<0.0020	
PT	9/6/2019	0.073	0.0085	0.0073	
BED1	9/6/2019	<0.0020	<0.0020	<0.0020	
BED1	6/25/2019	<0.0020	<0.0020	<0.0020	
BED1	3/26/2019	<0.0020	<0.0020	<0.0020	
BED1	11/9/2018	<0.0020	<0.0020	<0.0020	
PT	8/6/2018	0.086	0.0071	0.0061	
BED1	8/6/2018	<0.0020	<0.0020	<0.0020	

Concentrations are in micrograms per liter (ug/L). Concentrations are rounded by the laboratory and reported to two significant figures. For samples collected prior to 10/1/2013, results for PFOA are reported under the following protocol: ND < LOD < NQ < LOQ where ND = Not Detected, NQ = Not Quantifiable, LOD = Limit of Detection, LOQ = Limit of Quantitation; the LOD/LOQ may have varied by instrument and quarter. For samples collected after 10/1/2013, samples are reported to a reporting limit (RL) of 0.0050 ug/L for PFOA. For samples collected after 6/30/2016, each target compound RL is 0.0020 ug/L. J = Analyte present, reported value may not be accurate or precise; UJ = Not detected, reporting limit may not be accurate or precise; B = Not detected substantially above the level reported in the laboratory or field blanks. Samples identified as BED1 were collected after the first carbon bed. Samples identified as BED2 were collected after the second carbon bed and represent the treated water. All other samples collected were prior to Chemours treatment. Samples identified with -D or -DUP are duplicate samples. Starting with the 3Q20 samples, the samples are analyzed by USEPA Method 537.1. Prior to 3Q20, the samples were analyzed by a modified method 537. QREP = Qualification Re-Evaluation Program. OMM = Operation, Maintenance, and Monitoring. PWS = Public Water Service. NJDEP = New Jersey Department of Environmental Protection.

**Table 2. Residential Granular Activated Carbon (GAC) Treatment System Results –
Chemours Chambers Works, Deepwater, New Jersey**

Field Sample ID	Date	PFOA	PFOS	PFNA	Comments
	12/7/2017	0.082	0.0067	0.0052	GAC installed 05/04/2018.
Location: 258					
BED1	12/15/2023	<0.0020	<0.0020	<0.0020	
PT	9/18/2023	0.056	0.0081	0.0080	
BED1	9/18/2023	<0.0020	<0.0020	<0.0020	
BED1-DUP	9/18/2023	<0.0020	<0.0020	<0.0020	
BED1	6/8/2023	<0.0020	<0.0020	<0.0020	Carbon Changeout 06/08/2023 - 5yr.
BED1	2/6/2023	0.0043	<0.0020	<0.0020	
BED1-DUP	2/6/2023	0.0036	<0.0020	<0.0020	
BED2	2/6/2023	<0.0020	<0.0020	<0.0020	
BED1	10/31/2022	0.0041	<0.0020	<0.0020	
BED1-DUP	10/31/2022	0.0044	<0.0020	<0.0020	
BED2	10/31/2022	<0.0020	<0.0020	<0.0020	
PT	8/9/2022	0.052	0.0057 J	0.0054	
BED1	8/9/2022	0.0036	<0.0020	<0.0020	
BED2	8/9/2022	<0.0020	<0.0020	<0.0020	
BED1	5/2/2022	0.0035	<0.0020	<0.0020	
BED1-DUP	5/2/2022	0.0035	<0.0020	<0.0020	

Concentrations are in micrograms per liter (ug/L). Concentrations are rounded by the laboratory and reported to two significant figures. For samples collected prior to 10/1/2013, results for PFOA are reported under the following protocol: ND < LOD < NQ < LOQ where ND = Not Detected, NQ = Not Quantifiable, LOD = Limit of Detection, LOQ = Limit of Quantitation; the LOD/LOQ may have varied by instrument and quarter. For samples collected after 10/1/2013, samples are reported to a reporting limit (RL) of 0.0050 ug/L for PFOA. For samples collected after 6/30/2016, each target compound RL is 0.0020 ug/L. J = Analyte present, reported value may not be accurate or precise; UJ = Not detected, reporting limit may not be accurate or precise; B = Not detected substantially above the level reported in the laboratory or field blanks. Samples identified as BED1 were collected after the first carbon bed. Samples identified as BED2 were collected after the second carbon bed and represent the treated water. All other samples collected were prior to Chemours treatment. Samples identified with -D or -DUP are duplicate samples. Starting with the 3Q20 samples, the samples are analyzed by USEPA Method 537.1. Prior to 3Q20, the samples were analyzed by a modified method 537. QREP = Qualification Re-Evaluation Program. OMM = Operation, Maintenance, and Monitoring. PWS = Public Water Service. NJDEP = New Jersey Department of Environmental Protection.

**Table 2. Residential Granular Activated Carbon (GAC) Treatment System Results –
Chemours Chambers Works, Deepwater, New Jersey**

Field Sample ID	Date	PFOA	PFOS	PFNA	Comments
BED2	5/2/2022	<0.0020	<0.0020	<0.0020	
BED1	1/31/2022	0.0030	<0.0020	<0.0020	
BED1-DUP	1/31/2022	0.0027	<0.0020	<0.0020	
BED2	1/31/2022	<0.0020	<0.0020	<0.0020	
BED1	10/15/2021	0.0022	<0.0020	<0.0020	
BED1-DUP	10/15/2021	0.0023	<0.0020	<0.0020	
BED2	10/15/2021	<0.0020	<0.0020	<0.0020	
PT	7/7/2021	0.061	0.0056	0.0055	
BED1	7/7/2021	0.0033	<0.0020	<0.0020	
BED2	7/7/2021	<0.0020	<0.0020	<0.0020	
BED1	4/6/2021	<0.0020	<0.0020	<0.0020	
BED1	1/14/2021	<0.0020	<0.0020	<0.0020	
BED1	12/10/2020	<0.0020	<0.0020	<0.0020	
BED1-DUP	12/10/2020	<0.0020	<0.0020	<0.0020	
PT	9/8/2020	0.065	0.0070	0.0060	
BED1	9/8/2020	<0.0020	<0.0020	<0.0020	
BED1	6/23/2020	0.0041	<0.0020	<0.0020	
BED1	2/20/2020	<0.0020	<0.0020	<0.0020	

Concentrations are in micrograms per liter (ug/L). Concentrations are rounded by the laboratory and reported to two significant figures. For samples collected prior to 10/1/2013, results for PFOA are reported under the following protocol: ND < LOD < NQ < LOQ where ND = Not Detected, NQ = Not Quantifiable, LOD = Limit of Detection, LOQ = Limit of Quantitation; the LOD/LOQ may have varied by instrument and quarter. For samples collected after 10/1/2013, samples are reported to a reporting limit (RL) of 0.0050 ug/L for PFOA. For samples collected after 6/30/2016, each target compound RL is 0.0020 ug/L. J = Analyte present, reported value may not be accurate or precise; UJ = Not detected, reporting limit may not be accurate or precise; B = Not detected substantially above the level reported in the laboratory or field blanks. Samples identified as BED1 were collected after the first carbon bed. Samples identified as BED2 were collected after the second carbon bed and represent the treated water. All other samples collected were prior to Chemours treatment. Samples identified with -D or -DUP are duplicate samples. Starting with the 3Q20 samples, the samples are analyzed by USEPA Method 537.1. Prior to 3Q20, the samples were analyzed by a modified method 537. QREP = Qualification Re-Evaluation Program. OMM = Operation, Maintenance, and Monitoring. PWS = Public Water Service. NJDEP = New Jersey Department of Environmental Protection.

**Table 2. Residential Granular Activated Carbon (GAC) Treatment System Results –
Chemours Chambers Works, Deepwater, New Jersey**

Field Sample ID	Date	PFOA	PFOS	PFNA	Comments
BED1	11/18/2019	<0.0020	<0.0020	<0.0020	
PT	8/28/2019	0.068	0.0078	0.0057	
BED1	8/28/2019	<0.0020	<0.0020	<0.0020	
BED1-DUP	8/28/2019	<0.0020	<0.0020	<0.0020	
BED1	5/20/2019	<0.0020	<0.0020	<0.0020	
BED1	2/15/2019	<0.0020	<0.0020	<0.0020	
BED1	11/12/2018	<0.0020	<0.0020	<0.0020	
PT	8/20/2018	0.066	0.0064	0.0041	
BED1	8/20/2018	<0.0020	<0.0020	<0.0020	
BED1	4/30/2018	<0.0020	<0.0020	<0.0020	
	12/7/2017	0.064	0.0065	0.0042	GAC installed 03/14/2018.
Location: 259					
BED1	11/16/2023	<0.0020	<0.0020	<0.0020	
BED1-DUP	11/16/2023	<0.0020	<0.0020	<0.0020	
PT	8/15/2023	0.066	0.0070	0.0099	
BED1	8/15/2023	<0.0020	<0.0020	<0.0020	
BED1-DUP	8/15/2023	<0.0020	<0.0020	<0.0020	
BED1	5/30/2023	<0.0020	<0.0020	<0.0020	Carbon Changeout 05/30/2023 - 5yr.

Concentrations are in micrograms per liter (ug/L). Concentrations are rounded by the laboratory and reported to two significant figures. For samples collected prior to 10/1/2013, results for PFOA are reported under the following protocol: ND < LOD < NQ < LOQ where ND = Not Detected, NQ = Not Quantifiable, LOD = Limit of Detection, LOQ = Limit of Quantitation; the LOD/LOQ may have varied by instrument and quarter. For samples collected after 10/1/2013, samples are reported to a reporting limit (RL) of 0.0050 ug/L for PFOA. For samples collected after 6/30/2016, each target compound RL is 0.0020 ug/L. J = Analyte present, reported value may not be accurate or precise; UJ = Not detected, reporting limit may not be accurate or precise; B = Not detected substantially above the level reported in the laboratory or field blanks. Samples identified as BED1 were collected after the first carbon bed. Samples identified as BED2 were collected after the second carbon bed and represent the treated water. All other samples collected were prior to Chemours treatment. Samples identified with -D or -DUP are duplicate samples. Starting with the 3Q20 samples, the samples are analyzed by USEPA Method 537.1. Prior to 3Q20, the samples were analyzed by a modified method 537. QREP = Qualification Re-Evaluation Program. OMM = Operation, Maintenance, and Monitoring. PWS = Public Water Service. NJDEP = New Jersey Department of Environmental Protection.

**Table 2. Residential Granular Activated Carbon (GAC) Treatment System Results –
Chemours Chambers Works, Deepwater, New Jersey**

Field Sample ID	Date	PFOA	PFOS	PFNA	Comments
BED1	2/22/2023	<0.0020	<0.0020	<0.0020	
BED1-DUP	2/22/2023	<0.0020	<0.0020	<0.0020	
BED1	12/6/2022	<0.0020	<0.0020	<0.0020	
BED1-DUP	12/6/2022	<0.0020	<0.0020	<0.0020	
PT	9/27/2022	0.054	0.0057	0.0072	
BED1	9/27/2022	<0.0020	<0.0020	<0.0020	
BED1	5/31/2022	<0.0020	<0.0020	<0.0020	
BED1	2/24/2022	<0.0020	<0.0020	<0.0020	
BED1	11/23/2021	<0.0020	<0.0020	<0.0020	
PT	9/21/2021	0.059	0.0053	0.0065	
BED1	9/21/2021	<0.0020	<0.0020	<0.0020	
BED1	6/24/2021	<0.0020	<0.0020	<0.0020	
BED1	11/17/2020	<0.0020	<0.0020	<0.0020	
PT	9/16/2020	0.071	0.0073	0.0079	
BED1	9/16/2020	<0.0020	<0.0020	<0.0020	
BED1	6/25/2020	<0.0020	<0.0020	<0.0020	
BED1	12/11/2019	<0.0020	<0.0020	<0.0020	
PT	9/26/2019	0.070	0.0061	0.0073	

Concentrations are in micrograms per liter (ug/L). Concentrations are rounded by the laboratory and reported to two significant figures. For samples collected prior to 10/1/2013, results for PFOA are reported under the following protocol: ND < LOD < NQ < LOQ where ND = Not Detected, NQ = Not Quantifiable, LOD = Limit of Detection, LOQ = Limit of Quantitation; the LOD/LOQ may have varied by instrument and quarter. For samples collected after 10/1/2013, samples are reported to a reporting limit (RL) of 0.0050 ug/L for PFOA. For samples collected after 6/30/2016, each target compound RL is 0.0020 ug/L. J = Analyte present, reported value may not be accurate or precise; UJ = Not detected, reporting limit may not be accurate or precise; B = Not detected substantially above the level reported in the laboratory or field blanks. Samples identified as BED1 were collected after the first carbon bed. Samples identified as BED2 were collected after the second carbon bed and represent the treated water. All other samples collected were prior to Chemours treatment. Samples identified with -D or -DUP are duplicate samples. Starting with the 3Q20 samples, the samples are analyzed by USEPA Method 537.1. Prior to 3Q20, the samples were analyzed by a modified method 537. QREP = Qualification Re-Evaluation Program. OMM = Operation, Maintenance, and Monitoring. PWS = Public Water Service. NJDEP = New Jersey Department of Environmental Protection.

**Table 2. Residential Granular Activated Carbon (GAC) Treatment System Results –
Chemours Chambers Works, Deepwater, New Jersey**

Field Sample ID	Date	PFOA	PFOS	PFNA	Comments
BED1	9/26/2019	<0.0020	<0.0020	<0.0020	
BED1	6/3/2019	<0.0020	<0.0020	<0.0020	
BED1	1/14/2019	<0.0020	<0.0020	<0.0020	
BED1	10/30/2018	<0.0020	<0.0020	<0.0020	
PT	7/18/2018	0.072	0.0054	0.0051	
BED1	7/18/2018	<0.0020	<0.0020	<0.0020	
BED1	4/23/2018	<0.0020	<0.0020	<0.0020	
	12/7/2017	0.07	0.0058	0.0053	GAC installed 03/20/2018.
Location: 260					
BED1	10/9/2023	<0.0020	<0.0020	<0.0020	
PT	7/24/2023	0.054	0.0047	0.0052	
BED1	7/24/2023	<0.0020	<0.0020	<0.0020	
BED1-DUP	7/24/2023	<0.0020	<0.0020	<0.0020	
BED1	4/25/2023	<0.0020 UJ	<0.0020 UJ	<0.0020 UJ	Carbon Changeout 04/25/2023 - 5yr.
BED1	2/9/2023	<0.0020	<0.0020	<0.0020	
BED1	11/28/2022	<0.0020	<0.0020	<0.0020	
BED1-DUP	11/28/2022	<0.0020	<0.0020	<0.0020	
PT	9/21/2022	0.053	0.0051	0.0040	

Concentrations are in micrograms per liter (ug/L). Concentrations are rounded by the laboratory and reported to two significant figures. For samples collected prior to 10/1/2013, results for PFOA are reported under the following protocol: ND < LOD < NQ < LOQ where ND = Not Detected, NQ = Not Quantifiable, LOD = Limit of Detection, LOQ = Limit of Quantitation; the LOD/LOQ may have varied by instrument and quarter. For samples collected after 10/1/2013, samples are reported to a reporting limit (RL) of 0.0050 ug/L for PFOA. For samples collected after 6/30/2016, each target compound RL is 0.0020 ug/L. J = Analyte present, reported value may not be accurate or precise; UJ = Not detected, reporting limit may not be accurate or precise; B = Not detected substantially above the level reported in the laboratory or field blanks. Samples identified as BED1 were collected after the first carbon bed. Samples identified as BED2 were collected after the second carbon bed and represent the treated water. All other samples collected were prior to Chemours treatment. Samples identified with -D or -DUP are duplicate samples. Starting with the 3Q20 samples, the samples are analyzed by USEPA Method 537.1. Prior to 3Q20, the samples were analyzed by a modified method 537. QREP = Qualification Re-Evaluation Program. OMM = Operation, Maintenance, and Monitoring. PWS = Public Water Service. NJDEP = New Jersey Department of Environmental Protection.

**Table 2. Residential Granular Activated Carbon (GAC) Treatment System Results –
Chemours Chambers Works, Deepwater, New Jersey**

Field Sample ID	Date	PFOA	PFOS	PFNA	Comments
BED1	9/21/2022	<0.0020	<0.0020	<0.0020	
BED1	5/24/2022	<0.0020	<0.0020	<0.0020	
BED1	3/2/2022	<0.0020	<0.0020	<0.0020	
BED1-DUP	3/2/2022	<0.0020	<0.0020	<0.0020	
BED1	11/18/2021	<0.0020	<0.0020	<0.0020	
PT	8/30/2021	0.078	0.0061	0.0050	
BED1	8/30/2021	<0.0020	<0.0020	<0.0020	
BED1-DUP	8/30/2021	<0.0020	<0.0020	<0.0020	
BED1	6/11/2021	<0.0020	<0.0020	<0.0020	
BED1	2/24/2021	<0.0020	<0.0020	<0.0020	
PT	9/29/2020	0.069	0.0064	0.0043	
BED1	9/29/2020	<0.0020	<0.0020	<0.0020	
BED1	6/23/2020	<0.0020	<0.0020	<0.0020	
BED1	3/12/2020	<0.0020	<0.0020	<0.0020	
BED1	12/4/2019	<0.0020	<0.0020	<0.0020	
PT	7/31/2019	0.066	0.0058	0.0040	
BED1	7/31/2019	<0.0020	<0.0020	<0.0020	
BED1	4/24/2019	<0.0020	<0.0020	<0.0020	

Concentrations are in micrograms per liter (ug/L). Concentrations are rounded by the laboratory and reported to two significant figures. For samples collected prior to 10/1/2013, results for PFOA are reported under the following protocol: ND < LOD < NQ < LOQ where ND = Not Detected, NQ = Not Quantifiable, LOD = Limit of Detection, LOQ = Limit of Quantitation; the LOD/LOQ may have varied by instrument and quarter. For samples collected after 10/1/2013, samples are reported to a reporting limit (RL) of 0.0050 ug/L for PFOA. For samples collected after 6/30/2016, each target compound RL is 0.0020 ug/L. J = Analyte present, reported value may not be accurate or precise; UJ = Not detected, reporting limit may not be accurate or precise; B = Not detected substantially above the level reported in the laboratory or field blanks. Samples identified as BED1 were collected after the first carbon bed. Samples identified as BED2 were collected after the second carbon bed and represent the treated water. All other samples collected were prior to Chemours treatment. Samples identified with -D or -DUP are duplicate samples. Starting with the 3Q20 samples, the samples are analyzed by USEPA Method 537.1. Prior to 3Q20, the samples were analyzed by a modified method 537. QREP = Qualification Re-Evaluation Program. OMM = Operation, Maintenance, and Monitoring. PWS = Public Water Service. NJDEP = New Jersey Department of Environmental Protection.

**Table 2. Residential Granular Activated Carbon (GAC) Treatment System Results –
Chemours Chambers Works, Deepwater, New Jersey**

Field Sample ID	Date	PFOA	PFOS	PFNA	Comments
BED1	2/19/2019	<0.0020	<0.0020	<0.0020	
BED1	11/28/2018	<0.0020	<0.0020	<0.0020	
PT	8/16/2018	0.057	0.0064	0.0033	
BED1	8/16/2018	<0.0020	<0.0020	<0.0020	
BED1	5/1/2018	<0.0020	<0.0020	<0.0020	
	12/7/2017	0.054	0.0058	0.0031	GAC installed 03/20/2018.
Location: 261					
BED1	11/10/2023	<0.0020	<0.0020	<0.0020	
PT	8/7/2023	0.017	<0.0020	<0.0020	
BED1	8/7/2023	<0.0020	<0.0020	<0.0020	
BED1	5/9/2023	<0.0020	<0.0020	<0.0020	Carbon Changeout 05/09/2023 - 5yr.
BED1	1/26/2023	<0.0020	<0.0020	<0.0020	
BED1	10/17/2022	<0.0020	<0.0020	<0.0020	
PT	8/8/2022	0.011	<0.0020	<0.0020	
BED1	8/8/2022	<0.0020	<0.0020	<0.0020	
BED1	5/5/2022	<0.0020	<0.0020	<0.0020	
BED1	2/2/2022	<0.0020	<0.0020	<0.0020	
BED1	11/3/2021	<0.0020	<0.0020	<0.0020	

Concentrations are in micrograms per liter (ug/L). Concentrations are rounded by the laboratory and reported to two significant figures. For samples collected prior to 10/1/2013, results for PFOA are reported under the following protocol: ND < LOD < NQ < LOQ where ND = Not Detected, NQ = Not Quantifiable, LOD = Limit of Detection, LOQ = Limit of Quantitation; the LOD/LOQ may have varied by instrument and quarter. For samples collected after 10/1/2013, samples are reported to a reporting limit (RL) of 0.0050 ug/L for PFOA. For samples collected after 6/30/2016, each target compound RL is 0.0020 ug/L. J = Analyte present, reported value may not be accurate or precise; UJ = Not detected, reporting limit may not be accurate or precise; B = Not detected substantially above the level reported in the laboratory or field blanks. Samples identified as BED1 were collected after the first carbon bed. Samples identified as BED2 were collected after the second carbon bed and represent the treated water. All other samples collected were prior to Chemours treatment. Samples identified with -D or -DUP are duplicate samples. Starting with the 3Q20 samples, the samples are analyzed by USEPA Method 537.1. Prior to 3Q20, the samples were analyzed by a modified method 537. QREP = Qualification Re-Evaluation Program. OMM = Operation, Maintenance, and Monitoring. PWS = Public Water Service. NJDEP = New Jersey Department of Environmental Protection.

**Table 2. Residential Granular Activated Carbon (GAC) Treatment System Results –
Chemours Chambers Works, Deepwater, New Jersey**

Field Sample ID	Date	PFOA	PFOS	PFNA	Comments
BED1-DUP	11/3/2021	<0.0020	<0.0020	<0.0020	
PT	8/16/2021	0.0028	<0.0020	<0.0020	
BED1	8/16/2021	<0.0020	<0.0020	<0.0020	
BED1	5/18/2021	<0.0020	<0.0020	<0.0020	
BED1	2/25/2021	<0.0020	<0.0020	<0.0020	
BED1	10/15/2020	<0.0020	<0.0020	<0.0020	
PT	8/11/2020	0.0049	<0.0020	<0.0020	
PT	8/11/2020	0.0054	<0.0020	<0.0020	Split sampling for method comparison.
BED1	8/11/2020	<0.0020	<0.0020	<0.0020	
BED1	8/11/2020	<0.0020	<0.0020	<0.0020	Split sampling for method comparison.
BED1	6/24/2020	<0.0020	<0.0020	<0.0020	
BED1	3/6/2020	<0.0020	<0.0020	<0.0020	
BED1	11/1/2019	<0.0020	<0.0020	<0.0020	
PT	7/30/2019	<0.0020	<0.0020	<0.0020	
BED1	7/30/2019	<0.0020	<0.0020	<0.0020	
BED1	4/9/2019	<0.0020	<0.0020	<0.0020	
BED1	1/22/2019	<0.0020	<0.0020	<0.0020	
BED1-DUP	1/22/2019	<0.0020	<0.0020	<0.0020	

Concentrations are in micrograms per liter (ug/L). Concentrations are rounded by the laboratory and reported to two significant figures. For samples collected prior to 10/1/2013, results for PFOA are reported under the following protocol: ND < LOD < NQ < LOQ where ND = Not Detected, NQ = Not Quantifiable, LOD = Limit of Detection, LOQ = Limit of Quantitation; the LOD/LOQ may have varied by instrument and quarter. For samples collected after 10/1/2013, samples are reported to a reporting limit (RL) of 0.0050 ug/L for PFOA. For samples collected after 6/30/2016, each target compound RL is 0.0020 ug/L. J = Analyte present, reported value may not be accurate or precise; UJ = Not detected, reporting limit may not be accurate or precise; B = Not detected substantially above the level reported in the laboratory or field blanks. Samples identified as BED1 were collected after the first carbon bed. Samples identified as BED2 were collected after the second carbon bed and represent the treated water. All other samples collected were prior to Chemours treatment. Samples identified with -D or -DUP are duplicate samples. Starting with the 3Q20 samples, the samples are analyzed by USEPA Method 537.1. Prior to 3Q20, the samples were analyzed by a modified method 537. QREP = Qualification Re-Evaluation Program. OMM = Operation, Maintenance, and Monitoring. PWS = Public Water Service. NJDEP = New Jersey Department of Environmental Protection.

**Table 2. Residential Granular Activated Carbon (GAC) Treatment System Results –
Chemours Chambers Works, Deepwater, New Jersey**

Field Sample ID	Date	PFOA	PFOS	PFNA	Comments
BED1	10/31/2018	<0.0020	<0.0020	<0.0020	
BED1-DUP	10/31/2018	<0.0020	<0.0020	<0.0020	
PT	7/19/2018	0.021	0.0026	<0.0020	
BED1	7/19/2018	<0.0020	<0.0020	<0.0020	
BED1-DUP	7/19/2018	<0.0020	<0.0020	<0.0020	
BED1	4/23/2018	<0.0020	<0.0020	<0.0020	
BED1-DUP	4/23/2018	<0.0020	<0.0020	<0.0020	
	12/7/2017	0.016	0.0021	<0.0020	GAC installed 03/14/2018.
Location: 265					
BED1	10/3/2023	<0.0020	<0.0020	<0.0020	Carbon Changeout 10/03/2023 - 5yr.
PT	7/13/2023	0.044	<0.0020	<0.0020	
BED1	7/13/2023	<0.0020	<0.0020	<0.0020	
BED1-DUP	7/13/2023	<0.0020	<0.0020	<0.0020	
BED1	4/19/2023	<0.0020	<0.0020	<0.0020	
BED1	1/26/2023	<0.0020	<0.0020	<0.0020	
BED1	10/24/2022	<0.0020	<0.0020	<0.0020	
BED1-DUP	10/24/2022	<0.0020	<0.0020	<0.0020	
PT	7/27/2022	0.047	<0.0020	<0.0020	

Concentrations are in micrograms per liter (ug/L). Concentrations are rounded by the laboratory and reported to two significant figures. For samples collected prior to 10/1/2013, results for PFOA are reported under the following protocol: ND < LOD < NQ < LOQ where ND = Not Detected, NQ = Not Quantifiable, LOD = Limit of Detection, LOQ = Limit of Quantitation; the LOD/LOQ may have varied by instrument and quarter. For samples collected after 10/1/2013, samples are reported to a reporting limit (RL) of 0.0050 ug/L for PFOA. For samples collected after 6/30/2016, each target compound RL is 0.0020 ug/L. J = Analyte present, reported value may not be accurate or precise; UJ = Not detected, reporting limit may not be accurate or precise; B = Not detected substantially above the level reported in the laboratory or field blanks. Samples identified as BED1 were collected after the first carbon bed. Samples identified as BED2 were collected after the second carbon bed and represent the treated water. All other samples collected were prior to Chemours treatment. Samples identified with -D or -DUP are duplicate samples. Starting with the 3Q20 samples, the samples are analyzed by USEPA Method 537.1. Prior to 3Q20, the samples were analyzed by a modified method 537. QREP = Qualification Re-Evaluation Program. OMM = Operation, Maintenance, and Monitoring. PWS = Public Water Service. NJDEP = New Jersey Department of Environmental Protection.

**Table 2. Residential Granular Activated Carbon (GAC) Treatment System Results –
Chemours Chambers Works, Deepwater, New Jersey**

Field Sample ID	Date	PFOA	PFOS	PFNA	Comments
BED1	7/27/2022	<0.0020	<0.0020	<0.0020	
BED1	4/28/2022	<0.0020	<0.0020	<0.0020	
BED1	2/2/2022	<0.0020	<0.0020	<0.0020	
BED1-DUP	2/2/2022	<0.0020	<0.0020	<0.0020	
BED1	11/5/2021	<0.0020	<0.0020	<0.0020	
PT	8/23/2021	0.050	<0.0020	<0.0020	
BED1	8/23/2021	<0.0020	<0.0020	<0.0020	
BED1	5/19/2021	<0.0020	<0.0020	<0.0020	
BED1	2/25/2021	<0.0020	<0.0020	<0.0020	
BED1	10/15/2020	<0.0020	<0.0020	<0.0020	
PT	7/23/2020	0.042	<0.0020	<0.0020	
BED1	7/23/2020	<0.0020	<0.0020	<0.0020	
BED1	6/2/2020	<0.0020	<0.0020	<0.0020	
BED1	1/20/2020	<0.0020	<0.0020	<0.0020	
BED1	10/2/2019	<0.0020	<0.0020	<0.0020	
PT	7/9/2019	0.10	<0.0020	0.0026	
BED1	7/9/2019	<0.0020	<0.0020	<0.0020	
BED1	4/5/2019	<0.0020	<0.0020	<0.0020	

Concentrations are in micrograms per liter (ug/L). Concentrations are rounded by the laboratory and reported to two significant figures. For samples collected prior to 10/1/2013, results for PFOA are reported under the following protocol: ND < LOD < NQ < LOQ where ND = Not Detected, NQ = Not Quantifiable, LOD = Limit of Detection, LOQ = Limit of Quantitation; the LOD/LOQ may have varied by instrument and quarter. For samples collected after 10/1/2013, samples are reported to a reporting limit (RL) of 0.0050 ug/L for PFOA. For samples collected after 6/30/2016, each target compound RL is 0.0020 ug/L. J = Analyte present, reported value may not be accurate or precise; UJ = Not detected, reporting limit may not be accurate or precise; B = Not detected substantially above the level reported in the laboratory or field blanks. Samples identified as BED1 were collected after the first carbon bed. Samples identified as BED2 were collected after the second carbon bed and represent the treated water. All other samples collected were prior to Chemours treatment. Samples identified with -D or -DUP are duplicate samples. Starting with the 3Q20 samples, the samples are analyzed by USEPA Method 537.1. Prior to 3Q20, the samples were analyzed by a modified method 537. QREP = Qualification Re-Evaluation Program. OMM = Operation, Maintenance, and Monitoring. PWS = Public Water Service. NJDEP = New Jersey Department of Environmental Protection.

**Table 2. Residential Granular Activated Carbon (GAC) Treatment System Results –
Chemours Chambers Works, Deepwater, New Jersey**

Field Sample ID	Date	PFOA	PFOS	PFNA	Comments
BED1	1/7/2019	<0.0020	<0.0020	<0.0020	
BED1	10/22/2018	<0.0020	<0.0020	<0.0020	
PT	7/9/2018	0.029	<0.0020	<0.0020	
BED1	7/9/2018	<0.0020	<0.0020	<0.0020	
	12/13/2017	0.015	<0.0020	<0.0020	GAC installed 04/17/2018.
Location: 266					
BED1	12/12/2023	<0.0020	<0.0020	<0.0020	
BED1-DUP	12/12/2023	<0.0020	<0.0020	<0.0020	
PT	9/13/2023	0.058	0.0052	0.0052	Carbon Changeout 09/13/2023 - 5yr.
BED1	9/13/2023	<0.0020	<0.0020	<0.0020	Carbon Changeout 09/13/2023 - 5yr.
BED1	5/23/2023	<0.0020	<0.0020	<0.0020	
BED1-DUP	5/23/2023	<0.0020	<0.0020	<0.0020	
BED1	3/13/2023	<0.0020	<0.0020	<0.0020	
BED1	11/3/2022	<0.0020	<0.0020	<0.0020	
PT	8/31/2022	0.064	0.0068	0.0052	
BED1	8/31/2022	<0.0020	<0.0020	<0.0020	
BED1-DUP	8/31/2022	<0.0020	<0.0020	<0.0020	
BED1	5/31/2022	<0.0020	<0.0020	<0.0020	

Concentrations are in micrograms per liter (ug/L). Concentrations are rounded by the laboratory and reported to two significant figures. For samples collected prior to 10/1/2013, results for PFOA are reported under the following protocol: ND < LOD < NQ < LOQ where ND = Not Detected, NQ = Not Quantifiable, LOD = Limit of Detection, LOQ = Limit of Quantitation; the LOD/LOQ may have varied by instrument and quarter. For samples collected after 10/1/2013, samples are reported to a reporting limit (RL) of 0.0050 ug/L for PFOA. For samples collected after 6/30/2016, each target compound RL is 0.0020 ug/L. J = Analyte present, reported value may not be accurate or precise; UJ = Not detected, reporting limit may not be accurate or precise; B = Not detected substantially above the level reported in the laboratory or field blanks. Samples identified as BED1 were collected after the first carbon bed. Samples identified as BED2 were collected after the second carbon bed and represent the treated water. All other samples collected were prior to Chemours treatment. Samples identified with -D or -DUP are duplicate samples. Starting with the 3Q20 samples, the samples are analyzed by USEPA Method 537.1. Prior to 3Q20, the samples were analyzed by a modified method 537. QREP = Qualification Re-Evaluation Program. OMM = Operation, Maintenance, and Monitoring. PWS = Public Water Service. NJDEP = New Jersey Department of Environmental Protection.

**Table 2. Residential Granular Activated Carbon (GAC) Treatment System Results –
Chemours Chambers Works, Deepwater, New Jersey**

Field Sample ID	Date	PFOA	PFOS	PFNA	Comments
BED1-DUP	5/31/2022	<0.0020	<0.0020	<0.0020	
BED1	2/23/2022	<0.0020	<0.0020	<0.0020	
BED1-DUP	2/23/2022	<0.0020	<0.0020	<0.0020	
BED1	11/29/2021	<0.0020	<0.0020	<0.0020	
BED1-DUP	11/29/2021	<0.0020	<0.0020	<0.0020	
PT	9/1/2021	0.077	0.0076 J	0.0058	
BED1	9/1/2021	<0.0020	<0.0020	<0.0020	
BED1	5/17/2021	<0.0020	<0.0020	<0.0020	
BED1	2/24/2021	<0.0020	<0.0020	<0.0020	
BED1-DUP	2/24/2021	<0.0020	<0.0020	<0.0020	
BED1	11/10/2020	<0.0020	<0.0020	<0.0020	
PT	9/10/2020	0.066	0.0073	0.0050	
BED1	9/10/2020	<0.0020	<0.0020	<0.0020	
BED1	6/22/2020	<0.0020	<0.0020	<0.0020	
BED1	3/17/2020	<0.0020	<0.0020	<0.0020	
BED1	10/3/2019	<0.0020	<0.0020	<0.0020	
PT	7/9/2019	0.069	0.0071	0.0043	
BED1	7/9/2019	<0.0020	<0.0020	<0.0020	

Concentrations are in micrograms per liter (ug/L). Concentrations are rounded by the laboratory and reported to two significant figures. For samples collected prior to 10/1/2013, results for PFOA are reported under the following protocol: ND < LOD < NQ < LOQ where ND = Not Detected, NQ = Not Quantifiable, LOD = Limit of Detection, LOQ = Limit of Quantitation; the LOD/LOQ may have varied by instrument and quarter. For samples collected after 10/1/2013, samples are reported to a reporting limit (RL) of 0.0050 ug/L for PFOA. For samples collected after 6/30/2016, each target compound RL is 0.0020 ug/L. J = Analyte present, reported value may not be accurate or precise; UJ = Not detected, reporting limit may not be accurate or precise; B = Not detected substantially above the level reported in the laboratory or field blanks. Samples identified as BED1 were collected after the first carbon bed. Samples identified as BED2 were collected after the second carbon bed and represent the treated water. All other samples collected were prior to Chemours treatment. Samples identified with -D or -DUP are duplicate samples. Starting with the 3Q20 samples, the samples are analyzed by USEPA Method 537.1. Prior to 3Q20, the samples were analyzed by a modified method 537. QREP = Qualification Re-Evaluation Program. OMM = Operation, Maintenance, and Monitoring. PWS = Public Water Service. NJDEP = New Jersey Department of Environmental Protection.

**Table 2. Residential Granular Activated Carbon (GAC) Treatment System Results –
Chemours Chambers Works, Deepwater, New Jersey**

Field Sample ID	Date	PFOA	PFOS	PFNA	Comments
BED1	4/5/2019	<0.0020	<0.0020	<0.0020	
BED1	1/10/2019	<0.0020	<0.0020	<0.0020	
BED1-DUP	1/10/2019	<0.0020	<0.0020	<0.0020	
BED1	10/25/2018	<0.0020	<0.0020	<0.0020	
PT	7/11/2018	0.062	0.0075	0.0041	
BED1	7/11/2018	<0.0020	<0.0020	<0.0020	
BED1-DUP	7/11/2018	<0.0020	<0.0020	<0.0020	
	12/13/2017	0.058	0.0079	0.0038	GAC installed 04/19/2018.
Location: 267					
BED1	11/15/2023	<0.0020	<0.0020	<0.0020	
PT	9/5/2023	0.027	<0.0020	<0.0020	
BED1	9/5/2023	<0.0020	<0.0020	<0.0020	
BED1	6/1/2023	<0.0020	<0.0020	<0.0020	
BED1	2/20/2023	<0.0020	<0.0020	<0.0020	
BED1	10/10/2022	<0.0020	<0.0020	<0.0020	
	5/23/2022	0.023	<0.0020	<0.0020	GAC installed 08/10/2022.
	4/27/2021	0.0089	<0.0020	<0.0020	
	8/9/2019	0.0026	<0.0020	<0.0020	

Concentrations are in micrograms per liter (ug/L). Concentrations are rounded by the laboratory and reported to two significant figures. For samples collected prior to 10/1/2013, results for PFOA are reported under the following protocol: ND < LOD < NQ < LOQ where ND = Not Detected, NQ = Not Quantifiable, LOD = Limit of Detection, LOQ = Limit of Quantitation; the LOD/LOQ may have varied by instrument and quarter. For samples collected after 10/1/2013, samples are reported to a reporting limit (RL) of 0.0050 ug/L for PFOA. For samples collected after 6/30/2016, each target compound RL is 0.0020 ug/L. J = Analyte present, reported value may not be accurate or precise; UJ = Not detected, reporting limit may not be accurate or precise; B = Not detected substantially above the level reported in the laboratory or field blanks. Samples identified as BED1 were collected after the first carbon bed. Samples identified as BED2 were collected after the second carbon bed and represent the treated water. All other samples collected were prior to Chemours treatment. Samples identified with -D or -DUP are duplicate samples. Starting with the 3Q20 samples, the samples are analyzed by USEPA Method 537.1. Prior to 3Q20, the samples were analyzed by a modified method 537. QREP = Qualification Re-Evaluation Program. OMM = Operation, Maintenance, and Monitoring. PWS = Public Water Service. NJDEP = New Jersey Department of Environmental Protection.

**Table 2. Residential Granular Activated Carbon (GAC) Treatment System Results –
Chemours Chambers Works, Deepwater, New Jersey**

Field Sample ID	Date	PFOA	PFOS	PFNA	Comments
-DUP	8/8/2018	0.0047	<0.0020	<0.0020	
	8/8/2018	0.0047	<0.0020	<0.0020	
	12/14/2017	<0.0020	<0.0020	<0.0020	
Location: 268					
BED1	11/10/2023	<0.0020	<0.0020	<0.0020	
PT	7/6/2023	0.063	0.0025	<0.0020	Carbon Changeout 07/06/2023 - 5yr.
BED1	7/6/2023	<0.0020	<0.0020	<0.0020	Carbon Changeout 07/06/2023 - 5yr.
BED1	6/14/2023	<0.0020	<0.0020	<0.0020	
BED1-DUP	6/14/2023	<0.0020	<0.0020	<0.0020	
BED1	2/13/2023	<0.0020	<0.0020	<0.0020	
BED1	11/10/2022	<0.0020	<0.0020	<0.0020	
PT	8/25/2022	0.053	0.0022	<0.0020	
BED1	8/25/2022	<0.0020	<0.0020	<0.0020	
BED1	5/9/2022	<0.0020	<0.0020	<0.0020	
BED1	2/8/2022	<0.0020	<0.0020	<0.0020	
BED1	11/16/2021	<0.0020	<0.0020	<0.0020	
PT	8/31/2021	0.065	0.0025 J	<0.0020	
BED1	8/31/2021	<0.0020	<0.0020	<0.0020	

Concentrations are in micrograms per liter (ug/L). Concentrations are rounded by the laboratory and reported to two significant figures. For samples collected prior to 10/1/2013, results for PFOA are reported under the following protocol: ND < LOD < NQ < LOQ where ND = Not Detected, NQ = Not Quantifiable, LOD = Limit of Detection, LOQ = Limit of Quantitation; the LOD/LOQ may have varied by instrument and quarter. For samples collected after 10/1/2013, samples are reported to a reporting limit (RL) of 0.0050 ug/L for PFOA. For samples collected after 6/30/2016, each target compound RL is 0.0020 ug/L. J = Analyte present, reported value may not be accurate or precise; UJ = Not detected, reporting limit may not be accurate or precise; B = Not detected substantially above the level reported in the laboratory or field blanks. Samples identified as BED1 were collected after the first carbon bed. Samples identified as BED2 were collected after the second carbon bed and represent the treated water. All other samples collected were prior to Chemours treatment. Samples identified with -D or -DUP are duplicate samples. Starting with the 3Q20 samples, the samples are analyzed by USEPA Method 537.1. Prior to 3Q20, the samples were analyzed by a modified method 537. QREP = Qualification Re-Evaluation Program. OMM = Operation, Maintenance, and Monitoring. PWS = Public Water Service. NJDEP = New Jersey Department of Environmental Protection.

**Table 2. Residential Granular Activated Carbon (GAC) Treatment System Results –
Chemours Chambers Works, Deepwater, New Jersey**

Field Sample ID	Date	PFOA	PFOS	PFNA	Comments
BED1-DUP	8/31/2021	<0.0020	<0.0020	<0.0020	
BED1	3/5/2021	<0.0020	<0.0020	<0.0020	
BED1	10/8/2020	<0.0020	<0.0020	<0.0020	
BED1	6/30/2020	<0.0020	<0.0020	<0.0020	
BED1	1/23/2020	<0.0020	<0.0020	<0.0020	
PT	8/30/2019	0.052	0.0023	<0.0020	
BED1	8/30/2019	<0.0020	<0.0020	<0.0020	
BED1	5/31/2019	<0.0020	<0.0020	<0.0020	
BED1	2/22/2019	<0.0020	<0.0020	<0.0020	
BED1-DUP	2/22/2019	<0.0020	<0.0020	<0.0020	
BED1	11/13/2018	<0.0020	<0.0020	<0.0020	
BED1-DUP	11/13/2018	<0.0020	<0.0020	<0.0020	
PT	9/12/2018	0.049	<0.0020	<0.0020	
BED1	9/12/2018	<0.0020	<0.0020	<0.0020	
BED1-DUP	9/12/2018	<0.0020	<0.0020	<0.0020	
BED1	6/7/2018	<0.0020	<0.0020	<0.0020	
BED1-DUP	6/7/2018	<0.0020	<0.0020	<0.0020	
	12/14/2017	0.041	<0.0020	<0.0020	GAC installed 03/28/2018.

Concentrations are in micrograms per liter (ug/L). Concentrations are rounded by the laboratory and reported to two significant figures. For samples collected prior to 10/1/2013, results for PFOA are reported under the following protocol: ND < LOD < NQ < LOQ where ND = Not Detected, NQ = Not Quantifiable, LOD = Limit of Detection, LOQ = Limit of Quantitation; the LOD/LOQ may have varied by instrument and quarter. For samples collected after 10/1/2013, samples are reported to a reporting limit (RL) of 0.0050 ug/L for PFOA. For samples collected after 6/30/2016, each target compound RL is 0.0020 ug/L. J = Analyte present, reported value may not be accurate or precise; UJ = Not detected, reporting limit may not be accurate or precise; B = Not detected substantially above the level reported in the laboratory or field blanks. Samples identified as BED1 were collected after the first carbon bed. Samples identified as BED2 were collected after the second carbon bed and represent the treated water. All other samples collected were prior to Chemours treatment. Samples identified with -D or -DUP are duplicate samples. Starting with the 3Q20 samples, the samples are analyzed by USEPA Method 537.1. Prior to 3Q20, the samples were analyzed by a modified method 537. QREP = Qualification Re-Evaluation Program. OMM = Operation, Maintenance, and Monitoring. PWS = Public Water Service. NJDEP = New Jersey Department of Environmental Protection.

**Table 2. Residential Granular Activated Carbon (GAC) Treatment System Results –
Chemours Chambers Works, Deepwater, New Jersey**

Field Sample ID	Date	PFOA	PFOS	PFNA	Comments
Location: 269					
BED1	10/23/2023	<0.0020	<0.0020	<0.0020	
PT	8/9/2023	0.11	0.0038	0.014	
BED1	8/9/2023	<0.0020	<0.0020	<0.0020	
BED1	5/18/2023	<0.0020	<0.0020	<0.0020	
BED1-DUP	5/18/2023	<0.0020	<0.0020	<0.0020	
BED1	3/1/2023	<0.0020	<0.0020	<0.0020	
BED1-DUP	3/1/2023	<0.0020	<0.0020	<0.0020	
BED1	12/1/2022	<0.0020	<0.0020	<0.0020	
PT	9/20/2022	0.11	0.0036	0.014	
BED1	9/20/2022	<0.0020	<0.0020	<0.0020	
BED1	6/2/2022	<0.0020	<0.0020	<0.0020	
BED1	2/16/2022	<0.0020	<0.0020	<0.0020	Carbon Changeout 12/09/2021 - Pressure.
BED1	11/5/2021	<0.0020	<0.0020	<0.0020	
PT	8/18/2021	0.11	0.0047	0.018	
BED1	8/18/2021	<0.0020	<0.0020	<0.0020	
BED1	6/4/2021	<0.0020	<0.0020	<0.0020	
BED1-DUP	6/4/2021	<0.0020	<0.0020	<0.0020	

Concentrations are in micrograms per liter (ug/L). Concentrations are rounded by the laboratory and reported to two significant figures. For samples collected prior to 10/1/2013, results for PFOA are reported under the following protocol: ND < LOD < NQ < LOQ where ND = Not Detected, NQ = Not Quantifiable, LOD = Limit of Detection, LOQ = Limit of Quantitation; the LOD/LOQ may have varied by instrument and quarter. For samples collected after 10/1/2013, samples are reported to a reporting limit (RL) of 0.0050 ug/L for PFOA. For samples collected after 6/30/2016, each target compound RL is 0.0020 ug/L. J = Analyte present, reported value may not be accurate or precise; UJ = Not detected, reporting limit may not be accurate or precise; B = Not detected substantially above the level reported in the laboratory or field blanks. Samples identified as BED1 were collected after the first carbon bed. Samples identified as BED2 were collected after the second carbon bed and represent the treated water. All other samples collected were prior to Chemours treatment. Samples identified with -D or -DUP are duplicate samples. Starting with the 3Q20 samples, the samples are analyzed by USEPA Method 537.1. Prior to 3Q20, the samples were analyzed by a modified method 537. QREP = Qualification Re-Evaluation Program. OMM = Operation, Maintenance, and Monitoring. PWS = Public Water Service. NJDEP = New Jersey Department of Environmental Protection.

**Table 2. Residential Granular Activated Carbon (GAC) Treatment System Results –
Chemours Chambers Works, Deepwater, New Jersey**

Field Sample ID	Date	PFOA	PFOS	PFNA	Comments
BED1	3/12/2021	<0.0020	<0.0020	<0.0020	
BED1-DUP	3/12/2021	<0.0020	<0.0020	<0.0020	
BED1	11/9/2020	<0.0020	<0.0020	<0.0020	
PT	9/9/2020	0.095	0.0048	0.014	
BED1	9/9/2020	<0.0020	<0.0020	<0.0020	
BED1	6/24/2020	<0.0020	<0.0020	<0.0020	
BED1	2/11/2020	<0.0020	<0.0020	<0.0020	
BED1	11/8/2019	<0.0020	<0.0020	<0.0020	
PT	8/30/2019	0.11	0.0054	0.016	
BED1	8/30/2019	<0.0020	<0.0020	<0.0020	
BED1	5/10/2019	<0.0020	<0.0020	<0.0020	
BED1	3/15/2019	<0.0020	<0.0020	<0.0020	
BED1-DUP	3/15/2019	<0.0020	<0.0020	<0.0020	
BED1	12/3/2018	<0.0020	<0.0020	<0.0020	
BED1-DUP	12/3/2018	<0.0020	<0.0020	<0.0020	
PT	8/27/2018	0.097	0.0048	0.015	
BED1	8/27/2018	<0.0020	<0.0020	<0.0020	
BED1-DUP	8/27/2018	<0.0020	<0.0020	<0.0020	

Concentrations are in micrograms per liter (ug/L). Concentrations are rounded by the laboratory and reported to two significant figures. For samples collected prior to 10/1/2013, results for PFOA are reported under the following protocol: ND < LOD < NQ < LOQ where ND = Not Detected, NQ = Not Quantifiable, LOD = Limit of Detection, LOQ = Limit of Quantitation; the LOD/LOQ may have varied by instrument and quarter. For samples collected after 10/1/2013, samples are reported to a reporting limit (RL) of 0.0050 ug/L for PFOA. For samples collected after 6/30/2016, each target compound RL is 0.0020 ug/L. J = Analyte present, reported value may not be accurate or precise; UJ = Not detected, reporting limit may not be accurate or precise; B = Not detected substantially above the level reported in the laboratory or field blanks. Samples identified as BED1 were collected after the first carbon bed. Samples identified as BED2 were collected after the second carbon bed and represent the treated water. All other samples collected were prior to Chemours treatment. Samples identified with -D or -DUP are duplicate samples. Starting with the 3Q20 samples, the samples are analyzed by USEPA Method 537.1. Prior to 3Q20, the samples were analyzed by a modified method 537. QREP = Qualification Re-Evaluation Program. OMM = Operation, Maintenance, and Monitoring. PWS = Public Water Service. NJDEP = New Jersey Department of Environmental Protection.

**Table 2. Residential Granular Activated Carbon (GAC) Treatment System Results –
Chemours Chambers Works, Deepwater, New Jersey**

Field Sample ID	Date	PFOA	PFOS	PFNA	Comments
BED1	4/18/2018	<0.0020	<0.0020	<0.0020	
BED1-DUP	4/18/2018	<0.0020	<0.0020	<0.0020	
	12/14/2017	0.087	0.0041	0.011	GAC installed 02/27/2018.
Location: 270					
BED1	10/27/2023	<0.0020	<0.0020	<0.0020	
BED1-DUP	10/27/2023	<0.0020	<0.0020	<0.0020	
PT	8/15/2023	0.072	0.0065	0.0041	Carbon Changeout 08/15/2023 - 5yr.
BED1	8/15/2023	<0.0020	<0.0020	<0.0020	Carbon Changeout 08/15/2023 - 5yr.
BED1	5/9/2023	<0.0020	<0.0020	<0.0020	Carbon Changeout 08/15/2023 - 5yr.
BED1	1/26/2023	<0.0020	<0.0020	<0.0020	
BED1	11/1/2022	<0.0020	<0.0020	<0.0020	
PT	8/11/2022	0.056	0.0049	0.0033	
BED1	8/11/2022	<0.0020	<0.0020	<0.0020	
BED1-DUP	8/11/2022	<0.0020	<0.0020	<0.0020	
BED1	5/9/2022	<0.0020	<0.0020	<0.0020	
BED1	2/8/2022	<0.0020	<0.0020	<0.0020	
BED1	11/18/2021	<0.0020	<0.0020	<0.0020	
PT	8/23/2021	0.066	0.0058	0.0033	

Concentrations are in micrograms per liter (ug/L). Concentrations are rounded by the laboratory and reported to two significant figures. For samples collected prior to 10/1/2013, results for PFOA are reported under the following protocol: ND < LOD < NQ < LOQ where ND = Not Detected, NQ = Not Quantifiable, LOD = Limit of Detection, LOQ = Limit of Quantitation; the LOD/LOQ may have varied by instrument and quarter. For samples collected after 10/1/2013, samples are reported to a reporting limit (RL) of 0.0050 ug/L for PFOA. For samples collected after 6/30/2016, each target compound RL is 0.0020 ug/L. J = Analyte present, reported value may not be accurate or precise; UJ = Not detected, reporting limit may not be accurate or precise; B = Not detected substantially above the level reported in the laboratory or field blanks. Samples identified as BED1 were collected after the first carbon bed. Samples identified as BED2 were collected after the second carbon bed and represent the treated water. All other samples collected were prior to Chemours treatment. Samples identified with -D or -DUP are duplicate samples. Starting with the 3Q20 samples, the samples are analyzed by USEPA Method 537.1. Prior to 3Q20, the samples were analyzed by a modified method 537. QREP = Qualification Re-Evaluation Program. OMM = Operation, Maintenance, and Monitoring. PWS = Public Water Service. NJDEP = New Jersey Department of Environmental Protection.

**Table 2. Residential Granular Activated Carbon (GAC) Treatment System Results –
Chemours Chambers Works, Deepwater, New Jersey**

Field Sample ID	Date	PFOA	PFOS	PFNA	Comments
BED1	8/23/2021	<0.0020	<0.0020	<0.0020	
BED1	6/9/2021	<0.0020	<0.0020	<0.0020	
BED1	2/15/2021	<0.0020	<0.0020	<0.0020	
BED1	12/1/2020	<0.0020	<0.0020	<0.0020	
PT	8/25/2020	0.051	0.0047	0.0022	
BED1	8/25/2020	<0.0020	<0.0020	<0.0020	
BED1	6/12/2020	<0.0020	<0.0020	<0.0020	
BED1	2/18/2020	<0.0020	<0.0020	<0.0020	
BED1	11/15/2019	<0.0020	<0.0020	<0.0020	
BED1-DUP	11/15/2019	<0.0020	<0.0020	<0.0020	
PT	9/10/2019	0.056	0.0057	0.0028	
BED1	9/10/2019	<0.0020	<0.0020	<0.0020	
BED1	5/9/2019	<0.0020	<0.0020	<0.0020	
BED1	3/12/2019	<0.0020	<0.0020	<0.0020	
BED1	11/13/2018	<0.0020	<0.0020	<0.0020	
PT	9/12/2018	0.057	0.0058	0.0027	
BED1	9/12/2018	<0.0020	<0.0020	<0.0020	
	12/15/2017	0.045	0.0047	0.0021	GAC installed 05/03/2018.

Concentrations are in micrograms per liter (ug/L). Concentrations are rounded by the laboratory and reported to two significant figures. For samples collected prior to 10/1/2013, results for PFOA are reported under the following protocol: ND < LOD < NQ < LOQ where ND = Not Detected, NQ = Not Quantifiable, LOD = Limit of Detection, LOQ = Limit of Quantitation; the LOD/LOQ may have varied by instrument and quarter. For samples collected after 10/1/2013, samples are reported to a reporting limit (RL) of 0.0050 ug/L for PFOA. For samples collected after 6/30/2016, each target compound RL is 0.0020 ug/L. J = Analyte present, reported value may not be accurate or precise; UJ = Not detected, reporting limit may not be accurate or precise; B = Not detected substantially above the level reported in the laboratory or field blanks. Samples identified as BED1 were collected after the first carbon bed. Samples identified as BED2 were collected after the second carbon bed and represent the treated water. All other samples collected were prior to Chemours treatment. Samples identified with -D or -DUP are duplicate samples. Starting with the 3Q20 samples, the samples are analyzed by USEPA Method 537.1. Prior to 3Q20, the samples were analyzed by a modified method 537. QREP = Qualification Re-Evaluation Program. OMM = Operation, Maintenance, and Monitoring. PWS = Public Water Service. NJDEP = New Jersey Department of Environmental Protection.

**Table 2. Residential Granular Activated Carbon (GAC) Treatment System Results –
Chemours Chambers Works, Deepwater, New Jersey**

Field Sample ID	Date	PFOA	PFOS	PFNA	Comments
Location: 271					
BED1	11/3/2023	<0.0020	<0.0020	<0.0020	
BED1-DUP	11/3/2023	<0.0020	<0.0020	<0.0020	
PT	8/21/2023	0.066	0.0083	0.0075	
BED1	8/21/2023	<0.0020	<0.0020	<0.0020	
BED1	5/26/2023	<0.0020	<0.0020	<0.0020	Carbon Changeout 05/26/2023 - 5yr.
BED1	1/30/2023	0.0022	<0.0020	<0.0020	
BED2	1/30/2023	<0.0020	<0.0020	<0.0020	
BED1	10/21/2022	0.0023	<0.0020	<0.0020	
BED2	10/21/2022	<0.0020	<0.0020	<0.0020	
PT	8/11/2022	0.060	0.0069	0.0058	
BED1	8/11/2022	<0.0020	<0.0020	<0.0020	
BED1	5/9/2022	0.0023	<0.0020	<0.0020	
BED2	5/9/2022	<0.0020	<0.0020	<0.0020	
BED1	2/7/2022	0.0023	<0.0020	<0.0020	
BED2	2/7/2022	<0.0020 UJ	<0.0020 UJ	<0.0020 UJ	
BED1	11/12/2021	<0.0020	<0.0020	<0.0020	
BED1-DUP	11/12/2021	<0.0020	<0.0020	<0.0020	

Concentrations are in micrograms per liter (ug/L). Concentrations are rounded by the laboratory and reported to two significant figures. For samples collected prior to 10/1/2013, results for PFOA are reported under the following protocol: ND < LOD < NQ < LOQ where ND = Not Detected, NQ = Not Quantifiable, LOD = Limit of Detection, LOQ = Limit of Quantitation; the LOD/LOQ may have varied by instrument and quarter. For samples collected after 10/1/2013, samples are reported to a reporting limit (RL) of 0.0050 ug/L for PFOA. For samples collected after 6/30/2016, each target compound RL is 0.0020 ug/L. J = Analyte present, reported value may not be accurate or precise; UJ = Not detected, reporting limit may not be accurate or precise; B = Not detected substantially above the level reported in the laboratory or field blanks. Samples identified as BED1 were collected after the first carbon bed. Samples identified as BED2 were collected after the second carbon bed and represent the treated water. All other samples collected were prior to Chemours treatment. Samples identified with -D or -DUP are duplicate samples. Starting with the 3Q20 samples, the samples are analyzed by USEPA Method 537.1. Prior to 3Q20, the samples were analyzed by a modified method 537. QREP = Qualification Re-Evaluation Program. OMM = Operation, Maintenance, and Monitoring. PWS = Public Water Service. NJDEP = New Jersey Department of Environmental Protection.

**Table 2. Residential Granular Activated Carbon (GAC) Treatment System Results –
Chemours Chambers Works, Deepwater, New Jersey**

Field Sample ID	Date	PFOA	PFOS	PFNA	Comments
PT	8/27/2021	0.063	0.0081	0.0065	
BED1	8/27/2021	<0.0020	<0.0020	<0.0020	
BED1	5/26/2021	<0.0020	<0.0020	<0.0020	
BED1-DUP	5/26/2021	<0.0020	<0.0020	<0.0020	
BED1	2/15/2021	<0.0020	<0.0020	<0.0020	
BED1-DUP	2/15/2021	<0.0020	<0.0020	<0.0020	
BED1	10/28/2020	<0.0020	<0.0020	<0.0020	
PT	8/25/2020	0.063	0.0068	0.0056	
BED1	8/25/2020	<0.0020	<0.0020	<0.0020	
BED1	6/17/2020	<0.0020	<0.0020	<0.0020	
BED1	2/6/2020	<0.0020	<0.0020	<0.0020	
BED1	10/24/2019	<0.0020	<0.0020	<0.0020	
PT	8/2/2019	0.074	0.0067	0.0047	
BED1	8/2/2019	<0.0020	<0.0020	<0.0020	
BED1	4/18/2019	<0.0020	<0.0020	<0.0020	
BED1	1/24/2019	<0.0020	<0.0020	<0.0020	
BED1	11/2/2018	<0.0020	<0.0020	<0.0020	
PT	7/19/2018	0.065	0.0070	0.0037	

Concentrations are in micrograms per liter (ug/L). Concentrations are rounded by the laboratory and reported to two significant figures. For samples collected prior to 10/1/2013, results for PFOA are reported under the following protocol: ND < LOD < NQ < LOQ where ND = Not Detected, NQ = Not Quantifiable, LOD = Limit of Detection, LOQ = Limit of Quantitation; the LOD/LOQ may have varied by instrument and quarter. For samples collected after 10/1/2013, samples are reported to a reporting limit (RL) of 0.0050 ug/L for PFOA. For samples collected after 6/30/2016, each target compound RL is 0.0020 ug/L. J = Analyte present, reported value may not be accurate or precise; UJ = Not detected, reporting limit may not be accurate or precise; B = Not detected substantially above the level reported in the laboratory or field blanks. Samples identified as BED1 were collected after the first carbon bed. Samples identified as BED2 were collected after the second carbon bed and represent the treated water. All other samples collected were prior to Chemours treatment. Samples identified with -D or -DUP are duplicate samples. Starting with the 3Q20 samples, the samples are analyzed by USEPA Method 537.1. Prior to 3Q20, the samples were analyzed by a modified method 537. QREP = Qualification Re-Evaluation Program. OMM = Operation, Maintenance, and Monitoring. PWS = Public Water Service. NJDEP = New Jersey Department of Environmental Protection.

**Table 2. Residential Granular Activated Carbon (GAC) Treatment System Results –
Chemours Chambers Works, Deepwater, New Jersey**

Field Sample ID	Date	PFOA	PFOS	PFNA	Comments
BED1	7/19/2018	<0.0020	<0.0020	<0.0020	
BED1	4/26/2018	<0.0020	<0.0020	<0.0020	
	12/22/2017	0.068	0.0081	0.0042	GAC installed 03/23/2018.
Location: 272					
BED1	12/15/2023	<0.0020	<0.0020	<0.0020	
PT	9/26/2023	0.049	0.0031	<0.0020	Carbon Changeout 09/26/2023 - 5yr.
BED1	9/26/2023	<0.0020	<0.0020	<0.0020	Carbon Changeout 09/26/2023 - 5yr.
BED1	5/16/2023	<0.0020	<0.0020	<0.0020	
BED1	2/21/2023	<0.0020	<0.0020	<0.0020	
BED1	11/17/2022	<0.0020	<0.0020	<0.0020	
PT	9/12/2022	0.053	0.0031	<0.0020	
BED1	9/12/2022	<0.0020	<0.0020	<0.0020	
BED1	6/29/2022	<0.0020	<0.0020	<0.0020	
BED1-DUP	6/29/2022	<0.0020	<0.0020	<0.0020	
BED1	2/8/2022	<0.0020	<0.0020	<0.0020	
BED1	11/17/2021	<0.0020	<0.0020	<0.0020	
PT	9/3/2021	0.043	0.0040	<0.0020	
BED1	9/3/2021	<0.0020 UJ	<0.0020	<0.0020 UJ	

Concentrations are in micrograms per liter (ug/L). Concentrations are rounded by the laboratory and reported to two significant figures. For samples collected prior to 10/1/2013, results for PFOA are reported under the following protocol: ND < LOD < NQ < LOQ where ND = Not Detected, NQ = Not Quantifiable, LOD = Limit of Detection, LOQ = Limit of Quantitation; the LOD/LOQ may have varied by instrument and quarter. For samples collected after 10/1/2013, samples are reported to a reporting limit (RL) of 0.0050 ug/L for PFOA. For samples collected after 6/30/2016, each target compound RL is 0.0020 ug/L. J = Analyte present, reported value may not be accurate or precise; UJ = Not detected, reporting limit may not be accurate or precise; B = Not detected substantially above the level reported in the laboratory or field blanks. Samples identified as BED1 were collected after the first carbon bed. Samples identified as BED2 were collected after the second carbon bed and represent the treated water. All other samples collected were prior to Chemours treatment. Samples identified with -D or -DUP are duplicate samples. Starting with the 3Q20 samples, the samples are analyzed by USEPA Method 537.1. Prior to 3Q20, the samples were analyzed by a modified method 537. QREP = Qualification Re-Evaluation Program. OMM = Operation, Maintenance, and Monitoring. PWS = Public Water Service. NJDEP = New Jersey Department of Environmental Protection.

**Table 2. Residential Granular Activated Carbon (GAC) Treatment System Results –
Chemours Chambers Works, Deepwater, New Jersey**

Field Sample ID	Date	PFOA	PFOS	PFNA	Comments
BED1	5/21/2021	<0.0020	<0.0020	<0.0020	
BED1-DUP	5/21/2021	<0.0020	<0.0020	<0.0020	
BED1	2/26/2021	<0.0020	<0.0020	<0.0020	
BED1	11/9/2020	<0.0020	<0.0020	<0.0020	
PT	9/9/2020	0.037	0.0026	<0.0020	
BED1	9/9/2020	<0.0020	<0.0020	<0.0020	
BED1-DUP	9/9/2020	<0.0020	<0.0020	<0.0020	
BED1	6/25/2020	<0.0020	<0.0020	<0.0020	
BED1	3/6/2020	<0.0020	<0.0020	<0.0020	
BED1	12/13/2019	<0.0020	<0.0020	<0.0020	
PT	9/23/2019	0.028	0.0026	<0.0020	
BED1	9/23/2019	<0.0020	<0.0020	<0.0020	
BED1	6/25/2019	<0.0020	<0.0020	<0.0020	
BED1	2/26/2019	<0.0020	<0.0020	<0.0020	
BED1	10/26/2018	<0.0020	<0.0020	<0.0020	
PT	7/9/2018	0.029	0.0026	<0.0020	
BED1	7/9/2018	<0.0020	<0.0020	<0.0020	
	12/22/2017	0.017	0.0028	<0.0020	GAC installed 04/24/2018.

Concentrations are in micrograms per liter (ug/L). Concentrations are rounded by the laboratory and reported to two significant figures. For samples collected prior to 10/1/2013, results for PFOA are reported under the following protocol: ND < LOD < NQ < LOQ where ND = Not Detected, NQ = Not Quantifiable, LOD = Limit of Detection, LOQ = Limit of Quantitation; the LOD/LOQ may have varied by instrument and quarter. For samples collected after 10/1/2013, samples are reported to a reporting limit (RL) of 0.0050 ug/L for PFOA. For samples collected after 6/30/2016, each target compound RL is 0.0020 ug/L. J = Analyte present, reported value may not be accurate or precise; UJ = Not detected, reporting limit may not be accurate or precise; B = Not detected substantially above the level reported in the laboratory or field blanks. Samples identified as BED1 were collected after the first carbon bed. Samples identified as BED2 were collected after the second carbon bed and represent the treated water. All other samples collected were prior to Chemours treatment. Samples identified with -D or -DUP are duplicate samples. Starting with the 3Q20 samples, the samples are analyzed by USEPA Method 537.1. Prior to 3Q20, the samples were analyzed by a modified method 537. QREP = Qualification Re-Evaluation Program. OMM = Operation, Maintenance, and Monitoring. PWS = Public Water Service. NJDEP = New Jersey Department of Environmental Protection.

**Table 2. Residential Granular Activated Carbon (GAC) Treatment System Results –
Chemours Chambers Works, Deepwater, New Jersey**

Field Sample ID	Date	PFOA	PFOS	PFNA	Comments
Location: 274					
BED1	11/14/2023	<0.0020	<0.0020	<0.0020	
BED1-DUP	11/14/2023	<0.0020	<0.0020	<0.0020	
PT	7/28/2023	0.033	0.0029	0.0021	
BED1	7/28/2023	<0.0020	<0.0020	<0.0020	
BED1	4/25/2023	<0.0020 UJ	<0.0020 UJ	<0.0020 UJ	Carbon Changeout 04/25/2023 - 5yr.
BED1	3/21/2023	<0.0020	<0.0020	<0.0020	
BED1-DUP	3/21/2023	<0.0020	<0.0020	<0.0020	
BED1	12/27/2022	<0.0020	<0.0020	<0.0020	
BED1-DUP	12/27/2022	<0.0020	<0.0020	<0.0020	
PT	9/14/2022	0.037	0.0036	0.0022	
BED1	9/14/2022	<0.0020	<0.0020	<0.0020	
BED1-DUP	9/14/2022	<0.0020	<0.0020	<0.0020	
BED1	6/8/2022	<0.0020	<0.0020	<0.0020	
BED1-DUP	6/8/2022	<0.0020	<0.0020	<0.0020	
BED1	3/3/2022	<0.0020	<0.0020	<0.0020	
BED1	12/6/2021	<0.0020	<0.0020	<0.0020	
BED1-DUP	12/6/2021	<0.0020	<0.0020	<0.0020	

Concentrations are in micrograms per liter (ug/L). Concentrations are rounded by the laboratory and reported to two significant figures. For samples collected prior to 10/1/2013, results for PFOA are reported under the following protocol: ND < LOD < NQ < LOQ where ND = Not Detected, NQ = Not Quantifiable, LOD = Limit of Detection, LOQ = Limit of Quantitation; the LOD/LOQ may have varied by instrument and quarter. For samples collected after 10/1/2013, samples are reported to a reporting limit (RL) of 0.0050 ug/L for PFOA. For samples collected after 6/30/2016, each target compound RL is 0.0020 ug/L. J = Analyte present, reported value may not be accurate or precise; UJ = Not detected, reporting limit may not be accurate or precise; B = Not detected substantially above the level reported in the laboratory or field blanks. Samples identified as BED1 were collected after the first carbon bed. Samples identified as BED2 were collected after the second carbon bed and represent the treated water. All other samples collected were prior to Chemours treatment. Samples identified with -D or -DUP are duplicate samples. Starting with the 3Q20 samples, the samples are analyzed by USEPA Method 537.1. Prior to 3Q20, the samples were analyzed by a modified method 537. QREP = Qualification Re-Evaluation Program. OMM = Operation, Maintenance, and Monitoring. PWS = Public Water Service. NJDEP = New Jersey Department of Environmental Protection.

**Table 2. Residential Granular Activated Carbon (GAC) Treatment System Results –
Chemours Chambers Works, Deepwater, New Jersey**

Field Sample ID	Date	PFOA	PFOS	PFNA	Comments
PT	9/9/2021	0.047	0.0045	0.0032	
BED1	9/9/2021	<0.0020	<0.0020	<0.0020	
BED1	5/21/2021	<0.0020	<0.0020	<0.0020	
BED1	2/26/2021	<0.0020	<0.0020	<0.0020	
BED1	12/8/2020	<0.0020	<0.0020	<0.0020	
PT	9/22/2020	0.019	0.0024	<0.0020	
BED1	9/22/2020	<0.0020	<0.0020	<0.0020	
BED1	6/2/2020	<0.0020	<0.0020	<0.0020	
PT	9/13/2019	0.045	0.012	0.0026	
BED1	9/13/2019	<0.0020	<0.0020	<0.0020	
BED1	4/30/2019	<0.0020	<0.0020	<0.0020	
BED1	3/1/2019	<0.0020	<0.0020	<0.0020	
PT	9/25/2018	0.032	0.0040	<0.0020	
BED1	9/25/2018	<0.0020	<0.0020	<0.0020	
BED1	6/1/2018	<0.0020	<0.0020	<0.0020	
	12/28/2017	0.03	0.004	<0.0020	GAC installed 03/28/2018.
Location: 278					
BED1	11/30/2023	<0.0020	<0.0020	<0.0020	Carbon Changeout 11/30/2023 - 5yr.

Concentrations are in micrograms per liter (ug/L). Concentrations are rounded by the laboratory and reported to two significant figures. For samples collected prior to 10/1/2013, results for PFOA are reported under the following protocol: ND < LOD < NQ < LOQ where ND = Not Detected, NQ = Not Quantifiable, LOD = Limit of Detection, LOQ = Limit of Quantitation; the LOD/LOQ may have varied by instrument and quarter. For samples collected after 10/1/2013, samples are reported to a reporting limit (RL) of 0.0050 ug/L for PFOA. For samples collected after 6/30/2016, each target compound RL is 0.0020 ug/L. J = Analyte present, reported value may not be accurate or precise; UJ = Not detected, reporting limit may not be accurate or precise; B = Not detected substantially above the level reported in the laboratory or field blanks. Samples identified as BED1 were collected after the first carbon bed. Samples identified as BED2 were collected after the second carbon bed and represent the treated water. All other samples collected were prior to Chemours treatment. Samples identified with -D or -DUP are duplicate samples. Starting with the 3Q20 samples, the samples are analyzed by USEPA Method 537.1. Prior to 3Q20, the samples were analyzed by a modified method 537. QREP = Qualification Re-Evaluation Program. OMM = Operation, Maintenance, and Monitoring. PWS = Public Water Service. NJDEP = New Jersey Department of Environmental Protection.

**Table 2. Residential Granular Activated Carbon (GAC) Treatment System Results –
Chemours Chambers Works, Deepwater, New Jersey**

Field Sample ID	Date	PFOA	PFOS	PFNA	Comments
PT	8/21/2023	<0.0020	<0.0020	<0.0020	
BED1	8/21/2023	<0.0020	<0.0020	<0.0020	
BED1	6/1/2023	<0.0020	<0.0020	<0.0020	
BED1	3/16/2023	<0.0020	<0.0020	<0.0020	
BED1	12/7/2022	<0.0020	<0.0020	<0.0020	
PT	9/28/2022	0.071	0.0020	<0.0020	
BED1	9/28/2022	<0.0020	<0.0020	<0.0020	
BED1	6/22/2022	<0.0020	<0.0020	<0.0020	
BED1-DUP	6/22/2022	<0.0020	<0.0020	<0.0020	
BED1	3/16/2022	<0.0020	<0.0020	<0.0020	
BED1-DUP	3/16/2022	<0.0020	<0.0020	<0.0020	
BED1	12/1/2021	<0.0020	<0.0020	<0.0020	
BED1-DUP	12/1/2021	<0.0020	<0.0020	<0.0020	
PT	9/22/2021	0.064	<0.0020	<0.0020	
BED1	9/22/2021	<0.0020	<0.0020	<0.0020	
BED1-DUP	9/22/2021	<0.0020	<0.0020	<0.0020	
BED1	6/23/2021	<0.0020	<0.0020	<0.0020	
BED1-DUP	6/23/2021	<0.0020	<0.0020	<0.0020	

Concentrations are in micrograms per liter (ug/L). Concentrations are rounded by the laboratory and reported to two significant figures. For samples collected prior to 10/1/2013, results for PFOA are reported under the following protocol: ND < LOD < NQ < LOQ where ND = Not Detected, NQ = Not Quantifiable, LOD = Limit of Detection, LOQ = Limit of Quantitation; the LOD/LOQ may have varied by instrument and quarter. For samples collected after 10/1/2013, samples are reported to a reporting limit (RL) of 0.0050 ug/L for PFOA. For samples collected after 6/30/2016, each target compound RL is 0.0020 ug/L. J = Analyte present, reported value may not be accurate or precise; UJ = Not detected, reporting limit may not be accurate or precise; B = Not detected substantially above the level reported in the laboratory or field blanks. Samples identified as BED1 were collected after the first carbon bed. Samples identified as BED2 were collected after the second carbon bed and represent the treated water. All other samples collected were prior to Chemours treatment. Samples identified with -D or -DUP are duplicate samples. Starting with the 3Q20 samples, the samples are analyzed by USEPA Method 537.1. Prior to 3Q20, the samples were analyzed by a modified method 537. QREP = Qualification Re-Evaluation Program. OMM = Operation, Maintenance, and Monitoring. PWS = Public Water Service. NJDEP = New Jersey Department of Environmental Protection.

**Table 2. Residential Granular Activated Carbon (GAC) Treatment System Results –
Chemours Chambers Works, Deepwater, New Jersey**

Field Sample ID	Date	PFOA	PFOS	PFNA	Comments
BED1	3/5/2021	<0.0020	<0.0020	<0.0020	
BED1-DUP	3/5/2021	<0.0020	<0.0020	<0.0020	
BED1	12/15/2020	<0.0020	<0.0020	<0.0020	
PT	8/3/2020	0.1	<0.002	<0.002	
BED1	8/3/2020	<0.002	<0.002	<0.002	
BED1-DUP	8/3/2020	<0.002	<0.002	<0.002	
BED1	3/13/2020	<0.0020	<0.0020	<0.0020	
BED1	11/19/2019	<0.0020	<0.0020	<0.0020	
PT	9/4/2019	0.076	0.002	<0.0020	
BED1	9/4/2019	<0.0020	<0.0020	<0.0020	
BED1	6/4/2019	<0.0020	<0.0020	<0.0020	
BED1	3/29/2019	<0.0020	<0.0020	<0.0020	
BED1	11/28/2018	<0.0020	<0.0020	<0.0020	
PT	8/3/2018	0.081	<0.0020	<0.0020	
BED1	8/3/2018	<0.0020	<0.0020	<0.0020	
	1/3/2018	0.037	<0.0020	<0.0020	GAC installed 05/30/2018.
-DUP	1/3/2018	0.037	<0.0020	<0.0020	GAC installed 05/30/2018.

Concentrations are in micrograms per liter (ug/L). Concentrations are rounded by the laboratory and reported to two significant figures. For samples collected prior to 10/1/2013, results for PFOA are reported under the following protocol: ND < LOD < NQ < LOQ where ND = Not Detected, NQ = Not Quantifiable, LOD = Limit of Detection, LOQ = Limit of Quantitation; the LOD/LOQ may have varied by instrument and quarter. For samples collected after 10/1/2013, samples are reported to a reporting limit (RL) of 0.0050 ug/L for PFOA. For samples collected after 6/30/2016, each target compound RL is 0.0020 ug/L. J = Analyte present, reported value may not be accurate or precise; UJ = Not detected, reporting limit may not be accurate or precise; B = Not detected substantially above the level reported in the laboratory or field blanks. Samples identified as BED1 were collected after the first carbon bed. Samples identified as BED2 were collected after the second carbon bed and represent the treated water. All other samples collected were prior to Chemours treatment. Samples identified with -D or -DUP are duplicate samples. Starting with the 3Q20 samples, the samples are analyzed by USEPA Method 537.1. Prior to 3Q20, the samples were analyzed by a modified method 537. QREP = Qualification Re-Evaluation Program. OMM = Operation, Maintenance, and Monitoring. PWS = Public Water Service. NJDEP = New Jersey Department of Environmental Protection.

**Table 2. Residential Granular Activated Carbon (GAC) Treatment System Results –
Chemours Chambers Works, Deepwater, New Jersey**

Field Sample ID	Date	PFOA	PFOS	PFNA	Comments
Location: 279					
BED1	10/11/2023	<0.0020	<0.0020	<0.0020	
BED1-DUP	10/11/2023	<0.0020	<0.0020	<0.0020	
PT	7/28/2023	0.012	<0.0020	<0.0020	
BED1	7/28/2023	<0.0020	<0.0020	<0.0020	
BED1-DUP	7/28/2023	<0.0020	<0.0020	<0.0020	
BED1	4/6/2023	<0.0020	<0.0020	<0.0020	
BED1-DUP	4/6/2023	<0.0020	<0.0020	<0.0020	
BED1	1/18/2023	<0.0020	<0.0020	<0.0020	
BED1	10/18/2022	<0.0020	<0.0020	<0.0020	
PT	7/25/2022	0.0099	<0.0020	<0.0020	
BED1	7/25/2022	<0.0020	<0.0020	<0.0020	
PRE	3/14/2022	0.052	0.0021 J	0.0077	GAC installed 04/26/2022.
POST	3/14/2022	0.0088	<0.0020	<0.0020	GAC installed 04/26/2022.
	7/22/2019	0.0077	<0.0020	<0.0020	
	1/8/2018	<0.0020	<0.0020	<0.0020	
Location: 280					
BED1	10/4/2023	<0.0020	<0.0020	<0.0020	Carbon Changeout 10/04/2023 - 5yr.

Concentrations are in micrograms per liter (ug/L). Concentrations are rounded by the laboratory and reported to two significant figures. For samples collected prior to 10/1/2013, results for PFOA are reported under the following protocol: ND < LOD < NQ < LOQ where ND = Not Detected, NQ = Not Quantifiable, LOD = Limit of Detection, LOQ = Limit of Quantitation; the LOD/LOQ may have varied by instrument and quarter. For samples collected after 10/1/2013, samples are reported to a reporting limit (RL) of 0.0050 ug/L for PFOA. For samples collected after 6/30/2016, each target compound RL is 0.0020 ug/L. J = Analyte present, reported value may not be accurate or precise; UJ = Not detected, reporting limit may not be accurate or precise; B = Not detected substantially above the level reported in the laboratory or field blanks. Samples identified as BED1 were collected after the first carbon bed. Samples identified as BED2 were collected after the second carbon bed and represent the treated water. All other samples collected were prior to Chemours treatment. Samples identified with -D or -DUP are duplicate samples. Starting with the 3Q20 samples, the samples are analyzed by USEPA Method 537.1. Prior to 3Q20, the samples were analyzed by a modified method 537. QREP = Qualification Re-Evaluation Program. OMM = Operation, Maintenance, and Monitoring. PWS = Public Water Service. NJDEP = New Jersey Department of Environmental Protection.

**Table 2. Residential Granular Activated Carbon (GAC) Treatment System Results –
Chemours Chambers Works, Deepwater, New Jersey**

Field Sample ID	Date	PFOA	PFOS	PFNA	Comments
PT	7/14/2023	0.056	0.0091	0.0069	
BED1	7/14/2023	<0.0020	<0.0020	<0.0020	
BED1	4/19/2023	<0.0020	<0.0020	<0.0020	
BED1-DUP	4/19/2023	<0.0020	<0.0020	<0.0020	
BED1	1/31/2023	<0.0020	<0.0020	<0.0020	
BED1	10/21/2022	<0.0020	<0.0020	<0.0020	
BED1-DUP	10/21/2022	<0.0020	<0.0020	<0.0020	
PT	8/16/2022	0.060	0.0090	0.0063	
BED1	8/16/2022	<0.0020	<0.0020	<0.0020	
BED1-DUP	8/16/2022	<0.0020	<0.0020	<0.0020	
BED1	4/27/2022	<0.0020	<0.0020	<0.0020	
BED1	1/26/2022	<0.0020	<0.0020	<0.0020	
BED1	10/26/2021	<0.0020	<0.0020	<0.0020	
PT	8/2/2021	0.064	0.012	0.0076	
BED1	8/2/2021	<0.0020	<0.0020	<0.0020	
BED1	4/30/2021	<0.0020	<0.0020	<0.0020	
BED1-DUP	4/30/2021	<0.0020	<0.0020	<0.0020	
BED1	2/10/2021	<0.0020	<0.0020	<0.0020	

Concentrations are in micrograms per liter (ug/L). Concentrations are rounded by the laboratory and reported to two significant figures. For samples collected prior to 10/1/2013, results for PFOA are reported under the following protocol: ND < LOD < NQ < LOQ where ND = Not Detected, NQ = Not Quantifiable, LOD = Limit of Detection, LOQ = Limit of Quantitation; the LOD/LOQ may have varied by instrument and quarter. For samples collected after 10/1/2013, samples are reported to a reporting limit (RL) of 0.0050 ug/L for PFOA. For samples collected after 6/30/2016, each target compound RL is 0.0020 ug/L. J = Analyte present, reported value may not be accurate or precise; UJ = Not detected, reporting limit may not be accurate or precise; B = Not detected substantially above the level reported in the laboratory or field blanks. Samples identified as BED1 were collected after the first carbon bed. Samples identified as BED2 were collected after the second carbon bed and represent the treated water. All other samples collected were prior to Chemours treatment. Samples identified with -D or -DUP are duplicate samples. Starting with the 3Q20 samples, the samples are analyzed by USEPA Method 537.1. Prior to 3Q20, the samples were analyzed by a modified method 537. QREP = Qualification Re-Evaluation Program. OMM = Operation, Maintenance, and Monitoring. PWS = Public Water Service. NJDEP = New Jersey Department of Environmental Protection.

**Table 2. Residential Granular Activated Carbon (GAC) Treatment System Results –
Chemours Chambers Works, Deepwater, New Jersey**

Field Sample ID	Date	PFOA	PFOS	PFNA	Comments
BED1-DUP	2/10/2021	<0.0020	<0.0020	<0.0020	
BED1	10/29/2020	<0.0020	<0.0020	<0.0020	
PT	9/1/2020	0.054	0.010	0.0054	
BED1	9/1/2020	<0.0020	<0.0020	<0.0020	
BED1	6/17/2020	<0.0020	<0.0020	<0.0020	
BED1	2/7/2020	<0.0020	<0.0020	<0.0020	
PT	9/13/2019	0.067	0.0097	0.0051	
BED1	9/13/2019	<0.0020	<0.0020	<0.0020	
BED1	5/24/2019	<0.0020	<0.0020	<0.0020	
BED1-DUP	5/24/2019	<0.0020	<0.0020	<0.0020	
BED1	3/8/2019	<0.0020	<0.0020	<0.0020	
BED1	10/26/2018	<0.0020	<0.0020	<0.0020	
PT	7/16/2018	0.060	0.011	0.0046	
BED1	7/16/2018	<0.0020	<0.0020	<0.0020	
BED1-DUP	7/16/2018	<0.0020	<0.0020	<0.0020	
	1/8/2018	0.049	0.0091	0.004	GAC installed 04/17/2018.
Location: 281					
BED1	10/10/2023	<0.0020	<0.0020	<0.0020	

Concentrations are in micrograms per liter (ug/L). Concentrations are rounded by the laboratory and reported to two significant figures. For samples collected prior to 10/1/2013, results for PFOA are reported under the following protocol: ND < LOD < NQ < LOQ where ND = Not Detected, NQ = Not Quantifiable, LOD = Limit of Detection, LOQ = Limit of Quantitation; the LOD/LOQ may have varied by instrument and quarter. For samples collected after 10/1/2013, samples are reported to a reporting limit (RL) of 0.0050 ug/L for PFOA. For samples collected after 6/30/2016, each target compound RL is 0.0020 ug/L. J = Analyte present, reported value may not be accurate or precise; UJ = Not detected, reporting limit may not be accurate or precise; B = Not detected substantially above the level reported in the laboratory or field blanks. Samples identified as BED1 were collected after the first carbon bed. Samples identified as BED2 were collected after the second carbon bed and represent the treated water. All other samples collected were prior to Chemours treatment. Samples identified with -D or -DUP are duplicate samples. Starting with the 3Q20 samples, the samples are analyzed by USEPA Method 537.1. Prior to 3Q20, the samples were analyzed by a modified method 537. QREP = Qualification Re-Evaluation Program. OMM = Operation, Maintenance, and Monitoring. PWS = Public Water Service. NJDEP = New Jersey Department of Environmental Protection.

**Table 2. Residential Granular Activated Carbon (GAC) Treatment System Results –
Chemours Chambers Works, Deepwater, New Jersey**

Field Sample ID	Date	PFOA	PFOS	PFNA	Comments
PT	7/5/2023	0.15	<0.0020	<0.0020	
BED1	7/5/2023	<0.0020	<0.0020	<0.0020	
BED1	11/15/2022	<0.0020	<0.0020	<0.0020	
PT	9/7/2022	0.082	<0.0020	<0.0020	
BED1	9/7/2022	<0.0020	<0.0020	<0.0020	
BED1	5/31/2022	<0.0020	<0.0020	<0.0020	
BED1	3/9/2022	<0.0020	<0.0020	<0.0020	
BED1-DUP	3/9/2022	<0.0020	<0.0020	<0.0020	
BED1	12/1/2021	<0.0020	<0.0020	<0.0020	
BED1	6/30/2021	<0.0020	<0.0020	<0.0020	
BED1-DUP	6/30/2021	<0.0020	<0.0020	<0.0020	
BED1	2/17/2021	<0.0020	<0.0020	<0.0020	
PT	9/8/2020	0.080	<0.0020	<0.0020	
BED1	9/8/2020	<0.0020	<0.0020	<0.0020	
BED1	6/23/2020	<0.0020	<0.0020	<0.0020	
BED1	2/18/2020	<0.0020	<0.0020	<0.0020	
PT	9/19/2019	0.075	<0.0020	<0.0020	
BED1	9/19/2019	<0.0020	<0.0020	<0.0020	

Concentrations are in micrograms per liter (ug/L). Concentrations are rounded by the laboratory and reported to two significant figures. For samples collected prior to 10/1/2013, results for PFOA are reported under the following protocol: ND < LOD < NQ < LOQ where ND = Not Detected, NQ = Not Quantifiable, LOD = Limit of Detection, LOQ = Limit of Quantitation; the LOD/LOQ may have varied by instrument and quarter. For samples collected after 10/1/2013, samples are reported to a reporting limit (RL) of 0.0050 ug/L for PFOA. For samples collected after 6/30/2016, each target compound RL is 0.0020 ug/L. J = Analyte present, reported value may not be accurate or precise; UJ = Not detected, reporting limit may not be accurate or precise; B = Not detected substantially above the level reported in the laboratory or field blanks. Samples identified as BED1 were collected after the first carbon bed. Samples identified as BED2 were collected after the second carbon bed and represent the treated water. All other samples collected were prior to Chemours treatment. Samples identified with -D or -DUP are duplicate samples. Starting with the 3Q20 samples, the samples are analyzed by USEPA Method 537.1. Prior to 3Q20, the samples were analyzed by a modified method 537. QREP = Qualification Re-Evaluation Program. OMM = Operation, Maintenance, and Monitoring. PWS = Public Water Service. NJDEP = New Jersey Department of Environmental Protection.

**Table 2. Residential Granular Activated Carbon (GAC) Treatment System Results –
Chemours Chambers Works, Deepwater, New Jersey**

Field Sample ID	Date	PFOA	PFOS	PFNA	Comments
	1/9/2018	0.07	<0.0020	<0.0020	GAC installed 05/14/2019.
Location: 284					
BED1	11/30/2023	<0.0020	<0.0020	<0.0020	
PT	9/11/2023	0.082	0.0069	0.0031	
BED1	9/11/2023	<0.0020	<0.0020	<0.0020	
BED1	6/7/2023	<0.0020	<0.0020	<0.0020	Carbon Changeout 06/07/2023 - 5yr.
BED1	2/7/2023	<0.0020	<0.0020	<0.0020	
BED1	11/9/2022	<0.0020	<0.0020	<0.0020	
PT	8/31/2022	0.065	0.0052	0.0025	
BED1	8/31/2022	<0.0020	<0.0020	<0.0020	
BED1	5/23/2022	<0.0020	<0.0020	<0.0020	
BED1	2/16/2022	<0.0020	<0.0020	<0.0020	
BED1	11/16/2021	<0.0020	<0.0020	<0.0020	
PT	9/8/2021	0.065	0.0052	0.0037	
BED1	9/8/2021	<0.0020	<0.0020	<0.0020	
BED1	6/3/2021	<0.0020	<0.0020	<0.0020	
BED1	2/16/2021	<0.0020	<0.0020	<0.0020	
BED1	12/3/2020	<0.0020	<0.0020	<0.0020	

Concentrations are in micrograms per liter (ug/L). Concentrations are rounded by the laboratory and reported to two significant figures. For samples collected prior to 10/1/2013, results for PFOA are reported under the following protocol: ND < LOD < NQ < LOQ where ND = Not Detected, NQ = Not Quantifiable, LOD = Limit of Detection, LOQ = Limit of Quantitation; the LOD/LOQ may have varied by instrument and quarter. For samples collected after 10/1/2013, samples are reported to a reporting limit (RL) of 0.0050 ug/L for PFOA. For samples collected after 6/30/2016, each target compound RL is 0.0020 ug/L. J = Analyte present, reported value may not be accurate or precise; UJ = Not detected, reporting limit may not be accurate or precise; B = Not detected substantially above the level reported in the laboratory or field blanks. Samples identified as BED1 were collected after the first carbon bed. Samples identified as BED2 were collected after the second carbon bed and represent the treated water. All other samples collected were prior to Chemours treatment. Samples identified with -D or -DUP are duplicate samples. Starting with the 3Q20 samples, the samples are analyzed by USEPA Method 537.1. Prior to 3Q20, the samples were analyzed by a modified method 537. QREP = Qualification Re-Evaluation Program. OMM = Operation, Maintenance, and Monitoring. PWS = Public Water Service. NJDEP = New Jersey Department of Environmental Protection.

**Table 2. Residential Granular Activated Carbon (GAC) Treatment System Results –
Chemours Chambers Works, Deepwater, New Jersey**

Field Sample ID	Date	PFOA	PFOS	PFNA	Comments
PT	9/16/2020	0.067	0.0065	0.0038	
BED1	9/16/2020	<0.0020	<0.0020	<0.0020	
BED1	6/24/2020	<0.0020	<0.0020	<0.0020	
BED1	3/4/2020	<0.0020	<0.0020	<0.0020	
BED1	12/12/2019	<0.0020	<0.0020	<0.0020	
PT	9/30/2019	0.064	0.0034	0.0035	
BED1	9/30/2019	<0.0020	<0.0020	<0.0020	
BED1	5/1/2019	<0.0020	<0.0020	<0.0020	
BED1	3/8/2019	<0.0020	<0.0020	<0.0020	
BED1	11/5/2018	<0.0020	<0.0020	<0.0020	
PT	8/1/2018	0.074	0.0048 B	0.0032	
BED1	8/1/2018	<0.0020	<0.0020	<0.0020	
BED1	4/20/2018	<0.0020	<0.0020	<0.0020	
	2/9/2018	0.19 J	0.0054	0.0027	GAC installed 03/23/2018.
Location: 285					
BED1	11/15/2023	<0.0020	<0.0020	<0.0020	Carbon Changeout 11/15/2023 - 5yr.
PT	7/14/2023	0.040	0.0032	0.0027	
BED1	7/14/2023	<0.0020	<0.0020	<0.0020	

Concentrations are in micrograms per liter (ug/L). Concentrations are rounded by the laboratory and reported to two significant figures. For samples collected prior to 10/1/2013, results for PFOA are reported under the following protocol: ND < LOD < NQ < LOQ where ND = Not Detected, NQ = Not Quantifiable, LOD = Limit of Detection, LOQ = Limit of Quantitation; the LOD/LOQ may have varied by instrument and quarter. For samples collected after 10/1/2013, samples are reported to a reporting limit (RL) of 0.0050 ug/L for PFOA. For samples collected after 6/30/2016, each target compound RL is 0.0020 ug/L. J = Analyte present, reported value may not be accurate or precise; UJ = Not detected, reporting limit may not be accurate or precise; B = Not detected substantially above the level reported in the laboratory or field blanks. Samples identified as BED1 were collected after the first carbon bed. Samples identified as BED2 were collected after the second carbon bed and represent the treated water. All other samples collected were prior to Chemours treatment. Samples identified with -D or -DUP are duplicate samples. Starting with the 3Q20 samples, the samples are analyzed by USEPA Method 537.1. Prior to 3Q20, the samples were analyzed by a modified method 537. QREP = Qualification Re-Evaluation Program. OMM = Operation, Maintenance, and Monitoring. PWS = Public Water Service. NJDEP = New Jersey Department of Environmental Protection.

**Table 2. Residential Granular Activated Carbon (GAC) Treatment System Results –
Chemours Chambers Works, Deepwater, New Jersey**

Field Sample ID	Date	PFOA	PFOS	PFNA	Comments
BED1	4/11/2023	<0.0020	<0.0020	<0.0020	
BED1	1/12/2023	<0.0020	<0.0020	<0.0020	
BED1	10/6/2022	<0.0020	<0.0020	<0.0020	
PT	7/11/2022	0.046	0.0034	0.0025	
BED1	7/11/2022	<0.0020	<0.0020	<0.0020	
BED1	4/7/2022	<0.0020	<0.0020	<0.0020	
BED1	1/6/2022	<0.0020	<0.0020	<0.0020	
BED1	10/8/2021	<0.0020	<0.0020	<0.0020	
PT	7/14/2021	0.053	0.0041	0.0035	
BED1	7/14/2021	<0.0020	<0.0020	<0.0020	
BED1	4/13/2021	<0.0020	<0.0020	<0.0020	
BED1-DUP	4/13/2021	<0.0020	<0.0020	<0.0020	
BED1	11/2/2020	<0.0020	<0.0020	<0.0020	
PT	8/31/2020	0.048	0.0037	0.0034	
BED1	8/31/2020	<0.0020	<0.0020	<0.0020	
BED1-DUP	8/31/2020	<0.0020	<0.0020	<0.0020	
BED1	6/18/2020	<0.0020	<0.0020	<0.0020	
BED1	3/5/2020	<0.0020	<0.0020	<0.0020	

Concentrations are in micrograms per liter (ug/L). Concentrations are rounded by the laboratory and reported to two significant figures. For samples collected prior to 10/1/2013, results for PFOA are reported under the following protocol: ND < LOD < NQ < LOQ where ND = Not Detected, NQ = Not Quantifiable, LOD = Limit of Detection, LOQ = Limit of Quantitation; the LOD/LOQ may have varied by instrument and quarter. For samples collected after 10/1/2013, samples are reported to a reporting limit (RL) of 0.0050 ug/L for PFOA. For samples collected after 6/30/2016, each target compound RL is 0.0020 ug/L. J = Analyte present, reported value may not be accurate or precise; UJ = Not detected, reporting limit may not be accurate or precise; B = Not detected substantially above the level reported in the laboratory or field blanks. Samples identified as BED1 were collected after the first carbon bed. Samples identified as BED2 were collected after the second carbon bed and represent the treated water. All other samples collected were prior to Chemours treatment. Samples identified with -D or -DUP are duplicate samples. Starting with the 3Q20 samples, the samples are analyzed by USEPA Method 537.1. Prior to 3Q20, the samples were analyzed by a modified method 537. QREP = Qualification Re-Evaluation Program. OMM = Operation, Maintenance, and Monitoring. PWS = Public Water Service. NJDEP = New Jersey Department of Environmental Protection.

**Table 2. Residential Granular Activated Carbon (GAC) Treatment System Results –
Chemours Chambers Works, Deepwater, New Jersey**

Field Sample ID	Date	PFOA	PFOS	PFNA	Comments
BED1	11/8/2019	<0.0020	<0.0020	<0.0020	
PT	8/27/2019	0.038	0.0026	0.0021	
BED1	8/27/2019	<0.0020	<0.0020	<0.0020	
BED1	5/9/2019	<0.0020	<0.0020	<0.0020	
BED1	3/11/2019	<0.0020	0.0044	<0.0020	
BED1	11/14/2018	<0.0020	<0.0020	<0.0020	
PT	8/23/2018	0.037	0.0034	0.0027	
BED1	8/23/2018	<0.0020	<0.0020	<0.0020	
	2/16/2018	0.03	0.003	<0.0020	GAC installed 04/18/2018.
-DUP	2/16/2018	0.031	0.003	<0.0020	GAC installed 04/18/2018.
Location: 286					
BED1	12/12/2023	<0.0020 UJ	<0.0020 UJ	<0.0020 UJ	Carbon Changeout 12/12/2023 - 5yr.
PT	9/11/2023	0.067	0.0041	0.012	
BED1	9/11/2023	0.0041	<0.0020	<0.0020	
BED1-DUP	9/11/2023	0.0037	<0.0020	<0.0020	
BED2	9/11/2023	<0.0020	<0.0020	<0.0020	
BED1	6/21/2023	<0.0020	<0.0020	<0.0020	
BED1-DUP	6/21/2023	<0.0020	<0.0020	<0.0020	

Concentrations are in micrograms per liter (ug/L). Concentrations are rounded by the laboratory and reported to two significant figures. For samples collected prior to 10/1/2013, results for PFOA are reported under the following protocol: ND < LOD < NQ < LOQ where ND = Not Detected, NQ = Not Quantifiable, LOD = Limit of Detection, LOQ = Limit of Quantitation; the LOD/LOQ may have varied by instrument and quarter. For samples collected after 10/1/2013, samples are reported to a reporting limit (RL) of 0.0050 ug/L for PFOA. For samples collected after 6/30/2016, each target compound RL is 0.0020 ug/L. J = Analyte present, reported value may not be accurate or precise; UJ = Not detected, reporting limit may not be accurate or precise; B = Not detected substantially above the level reported in the laboratory or field blanks. Samples identified as BED1 were collected after the first carbon bed. Samples identified as BED2 were collected after the second carbon bed and represent the treated water. All other samples collected were prior to Chemours treatment. Samples identified with -D or -DUP are duplicate samples. Starting with the 3Q20 samples, the samples are analyzed by USEPA Method 537.1. Prior to 3Q20, the samples were analyzed by a modified method 537. QREP = Qualification Re-Evaluation Program. OMM = Operation, Maintenance, and Monitoring. PWS = Public Water Service. NJDEP = New Jersey Department of Environmental Protection.

**Table 2. Residential Granular Activated Carbon (GAC) Treatment System Results –
Chemours Chambers Works, Deepwater, New Jersey**

Field Sample ID	Date	PFOA	PFOS	PFNA	Comments
BED1	3/13/2023	<0.0020	<0.0020	<0.0020	
BED1-DUP	3/13/2023	<0.0020	<0.0020	<0.0020	
BED1	12/19/2022	<0.0020	<0.0020	<0.0020	
BED1-DUP	12/19/2022	<0.0020	<0.0020	<0.0020	
PT	7/25/2022	0.077	0.0037	0.012	
BED1	7/25/2022	<0.0020	<0.0020	<0.0020	
BED1	3/23/2022	<0.0020	<0.0020	<0.0020	
BED1	12/7/2021	<0.0020	<0.0020	<0.0020	
BED1-DUP	12/7/2021	<0.0020	<0.0020	<0.0020	
PT	9/1/2021	0.092	0.0051 J	0.015	
BED1	9/1/2021	<0.0020	<0.0020	<0.0020	
BED1-DUP	9/1/2021	<0.0020	<0.0020	<0.0020	
BED1	6/28/2021	<0.0020	<0.0020	<0.0020	
BED1	10/5/2020	<0.0020	<0.0020	<0.0020	
BED1	6/30/2020	<0.0020	<0.0020	<0.0020	
PT	9/20/2019	0.072	0.0037	0.011	
BED1	9/20/2019	<0.0020	<0.0020	<0.0020	
BED1-DUP	9/20/2019	<0.0020	<0.0020	<0.0020	

Concentrations are in micrograms per liter (ug/L). Concentrations are rounded by the laboratory and reported to two significant figures. For samples collected prior to 10/1/2013, results for PFOA are reported under the following protocol: ND < LOD < NQ < LOQ where ND = Not Detected, NQ = Not Quantifiable, LOD = Limit of Detection, LOQ = Limit of Quantitation; the LOD/LOQ may have varied by instrument and quarter. For samples collected after 10/1/2013, samples are reported to a reporting limit (RL) of 0.0050 ug/L for PFOA. For samples collected after 6/30/2016, each target compound RL is 0.0020 ug/L. J = Analyte present, reported value may not be accurate or precise; UJ = Not detected, reporting limit may not be accurate or precise; B = Not detected substantially above the level reported in the laboratory or field blanks. Samples identified as BED1 were collected after the first carbon bed. Samples identified as BED2 were collected after the second carbon bed and represent the treated water. All other samples collected were prior to Chemours treatment. Samples identified with -D or -DUP are duplicate samples. Starting with the 3Q20 samples, the samples are analyzed by USEPA Method 537.1. Prior to 3Q20, the samples were analyzed by a modified method 537. QREP = Qualification Re-Evaluation Program. OMM = Operation, Maintenance, and Monitoring. PWS = Public Water Service. NJDEP = New Jersey Department of Environmental Protection.

**Table 2. Residential Granular Activated Carbon (GAC) Treatment System Results –
Chemours Chambers Works, Deepwater, New Jersey**

Field Sample ID	Date	PFOA	PFOS	PFNA	Comments
BED1	3/29/2019	<0.0020	<0.0020	<0.0020	
PT	12/14/2018	0.078	0.0041	0.0096	
BED1	12/14/2018	<0.0020	<0.0020	<0.0020	
	2/16/2018	0.074	0.0038	0.0086	GAC installed 06/15/2018.
Location: 288					
BED1	11/27/2023	<0.0020	<0.0020	<0.0020	
BED1-DUP	11/27/2023	<0.0020	<0.0020	<0.0020	
PT	8/29/2023	0.039	0.013	0.0085	Carbon Changeout 08/29/2023 - 5yr.
BED1	8/29/2023	<0.0020	<0.0020	<0.0020	Carbon Changeout 08/29/2023 - 5yr.
BED1	5/2/2023	<0.0020	<0.0020	<0.0020	
BED1	1/31/2023	<0.0020	<0.0020	<0.0020	
BED1	10/25/2022	<0.0020	<0.0020	<0.0020	
PT	8/2/2022	0.037 J	0.014 J	0.0089 J	
BED1	8/2/2022	<0.0020 UJ	<0.0020 UJ	<0.0020 UJ	
BED1	4/21/2022	<0.0020	<0.0020	<0.0020	
BED1	1/24/2022	<0.0020	<0.0020	<0.0020	
BED1	10/18/2021	<0.0020	<0.0020	<0.0020	
PT	8/2/2021	0.047	0.018	0.0091	

Concentrations are in micrograms per liter (ug/L). Concentrations are rounded by the laboratory and reported to two significant figures. For samples collected prior to 10/1/2013, results for PFOA are reported under the following protocol: ND < LOD < NQ < LOQ where ND = Not Detected, NQ = Not Quantifiable, LOD = Limit of Detection, LOQ = Limit of Quantitation; the LOD/LOQ may have varied by instrument and quarter. For samples collected after 10/1/2013, samples are reported to a reporting limit (RL) of 0.0050 ug/L for PFOA. For samples collected after 6/30/2016, each target compound RL is 0.0020 ug/L. J = Analyte present, reported value may not be accurate or precise; UJ = Not detected, reporting limit may not be accurate or precise; B = Not detected substantially above the level reported in the laboratory or field blanks. Samples identified as BED1 were collected after the first carbon bed. Samples identified as BED2 were collected after the second carbon bed and represent the treated water. All other samples collected were prior to Chemours treatment. Samples identified with -D or -DUP are duplicate samples. Starting with the 3Q20 samples, the samples are analyzed by USEPA Method 537.1. Prior to 3Q20, the samples were analyzed by a modified method 537. QREP = Qualification Re-Evaluation Program. OMM = Operation, Maintenance, and Monitoring. PWS = Public Water Service. NJDEP = New Jersey Department of Environmental Protection.

**Table 2. Residential Granular Activated Carbon (GAC) Treatment System Results –
Chemours Chambers Works, Deepwater, New Jersey**

Field Sample ID	Date	PFOA	PFOS	PFNA	Comments
BED1	8/2/2021	<0.0020	<0.0020	<0.0020	
BED1	4/22/2021	<0.0020	<0.0020	<0.0020	
BED1-DUP	4/22/2021	<0.0020	<0.0020	<0.0020	
BED1	1/22/2021	<0.0020	<0.0020	<0.0020	
BED1	10/15/2020	<0.0020	<0.0020	<0.0020	
PT	8/12/2020	0.044	0.016	0.010	
BED1	8/12/2020	<0.0020	<0.0020	<0.0020	
BED1	6/10/2020	<0.0020	<0.0020	<0.0020	
BED1-DUP	6/10/2020	<0.0020	<0.0020	<0.0020	
BED1	1/29/2020	<0.0020	<0.0020	<0.0020	
BED1	10/16/2019	<0.0020	<0.0020	<0.0020	
PT	7/26/2019	0.061	0.024	0.0096	
BED1	7/26/2019	<0.0020	<0.0020	<0.0020	
BED1	4/17/2019	<0.0020	<0.0020	<0.0020	
BED1	2/5/2019	<0.0020	<0.0020	<0.0020	
BED1	11/8/2018	<0.0020	<0.0020	<0.0020	
PT	8/2/2018	0.046	0.013	0.0077	
BED1	8/2/2018	<0.0020	<0.0020	<0.0020	

Concentrations are in micrograms per liter (ug/L). Concentrations are rounded by the laboratory and reported to two significant figures. For samples collected prior to 10/1/2013, results for PFOA are reported under the following protocol: ND < LOD < NQ < LOQ where ND = Not Detected, NQ = Not Quantifiable, LOD = Limit of Detection, LOQ = Limit of Quantitation; the LOD/LOQ may have varied by instrument and quarter. For samples collected after 10/1/2013, samples are reported to a reporting limit (RL) of 0.0050 ug/L for PFOA. For samples collected after 6/30/2016, each target compound RL is 0.0020 ug/L. J = Analyte present, reported value may not be accurate or precise; UJ = Not detected, reporting limit may not be accurate or precise; B = Not detected substantially above the level reported in the laboratory or field blanks. Samples identified as BED1 were collected after the first carbon bed. Samples identified as BED2 were collected after the second carbon bed and represent the treated water. All other samples collected were prior to Chemours treatment. Samples identified with -D or -DUP are duplicate samples. Starting with the 3Q20 samples, the samples are analyzed by USEPA Method 537.1. Prior to 3Q20, the samples were analyzed by a modified method 537. QREP = Qualification Re-Evaluation Program. OMM = Operation, Maintenance, and Monitoring. PWS = Public Water Service. NJDEP = New Jersey Department of Environmental Protection.

**Table 2. Residential Granular Activated Carbon (GAC) Treatment System Results –
Chemours Chambers Works, Deepwater, New Jersey**

Field Sample ID	Date	PFOA	PFOS	PFNA	Comments
	3/9/2018	0.068	0.02	0.013	GAC installed 04/18/2018.
Location: 289					
BED1	10/9/2023	<0.0020	<0.0020	<0.0020	
PT	7/26/2023	0.0022	0.0032	<0.0020	
BED1	7/26/2023	<0.0020	<0.0020	<0.0020	
BED1	4/5/2023	<0.0020	<0.0020	<0.0020	
BED1	1/4/2023	<0.0020	<0.0020	<0.0020	
BED1	10/3/2022	<0.0020	<0.0020	<0.0020	
PT	7/6/2022	<0.0020	<0.0020	<0.0020	
BED1	7/6/2022	<0.0020	<0.0020	<0.0020	
BED1	4/5/2022	<0.0020	<0.0020	<0.0020	
BED1	1/5/2022	<0.0020	<0.0020	<0.0020	
BED1	10/12/2021	<0.0020	<0.0020	<0.0020	
BED1-DUP	10/12/2021	<0.0020	<0.0020	<0.0020	
PT	7/21/2021	<0.0020	<0.0020	<0.0020	
BED1	7/21/2021	<0.0020	<0.0020	<0.0020	
BED1-DUP	7/21/2021	<0.0020	<0.0020	<0.0020	
BED1	4/28/2021	<0.0020	<0.0020	<0.0020	

Concentrations are in micrograms per liter (ug/L). Concentrations are rounded by the laboratory and reported to two significant figures. For samples collected prior to 10/1/2013, results for PFOA are reported under the following protocol: ND < LOD < NQ < LOQ where ND = Not Detected, NQ = Not Quantifiable, LOD = Limit of Detection, LOQ = Limit of Quantitation; the LOD/LOQ may have varied by instrument and quarter. For samples collected after 10/1/2013, samples are reported to a reporting limit (RL) of 0.0050 ug/L for PFOA. For samples collected after 6/30/2016, each target compound RL is 0.0020 ug/L. J = Analyte present, reported value may not be accurate or precise; UJ = Not detected, reporting limit may not be accurate or precise; B = Not detected substantially above the level reported in the laboratory or field blanks. Samples identified as BED1 were collected after the first carbon bed. Samples identified as BED2 were collected after the second carbon bed and represent the treated water. All other samples collected were prior to Chemours treatment. Samples identified with -D or -DUP are duplicate samples. Starting with the 3Q20 samples, the samples are analyzed by USEPA Method 537.1. Prior to 3Q20, the samples were analyzed by a modified method 537. QREP = Qualification Re-Evaluation Program. OMM = Operation, Maintenance, and Monitoring. PWS = Public Water Service. NJDEP = New Jersey Department of Environmental Protection.

**Table 2. Residential Granular Activated Carbon (GAC) Treatment System Results –
Chemours Chambers Works, Deepwater, New Jersey**

Field Sample ID	Date	PFOA	PFOS	PFNA	Comments
BED1-DUP	4/28/2021	<0.0020	<0.0020	<0.0020	
BED1	2/5/2021	<0.0020	<0.0020	<0.0020	
BED1-DUP	2/5/2021	<0.0020	<0.0020	<0.0020	
BED1	10/22/2020	<0.0020	<0.0020	<0.0020	
PT	8/25/2020	<0.0020	<0.0020	<0.0020	
BED1	8/25/2020	<0.0020	<0.0020	<0.0020	
BED1-DUP	8/25/2020	<0.0020	<0.0020	<0.0020	
BED1	6/11/2020	<0.0020	<0.0020	<0.0020	
BED1	3/3/2020	<0.0020	<0.0020	<0.0020	
BED1	10/23/2019	<0.0020	<0.0020	<0.0020	
PT	8/2/2019	<0.0020	<0.0020	<0.0020	
BED1	8/2/2019	<0.0020	<0.0020	<0.0020	
BED1	4/26/2019	<0.0020	<0.0020	<0.0020	
BED1-DUP	4/26/2019	<0.0020	<0.0020	<0.0020	
BED1	2/21/2019	<0.0020	<0.0020	<0.0020	
BED1	11/27/2018	<0.0020	<0.0020	<0.0020	
PT	9/28/2018	0.0050	0.010	0.0042	
BED1	9/28/2018	<0.0020	<0.0020	<0.0020	

Concentrations are in micrograms per liter (ug/L). Concentrations are rounded by the laboratory and reported to two significant figures. For samples collected prior to 10/1/2013, results for PFOA are reported under the following protocol: ND < LOD < NQ < LOQ where ND = Not Detected, NQ = Not Quantifiable, LOD = Limit of Detection, LOQ = Limit of Quantitation; the LOD/LOQ may have varied by instrument and quarter. For samples collected after 10/1/2013, samples are reported to a reporting limit (RL) of 0.0050 ug/L for PFOA. For samples collected after 6/30/2016, each target compound RL is 0.0020 ug/L. J = Analyte present, reported value may not be accurate or precise; UJ = Not detected, reporting limit may not be accurate or precise; B = Not detected substantially above the level reported in the laboratory or field blanks. Samples identified as BED1 were collected after the first carbon bed. Samples identified as BED2 were collected after the second carbon bed and represent the treated water. All other samples collected were prior to Chemours treatment. Samples identified with -D or -DUP are duplicate samples. Starting with the 3Q20 samples, the samples are analyzed by USEPA Method 537.1. Prior to 3Q20, the samples were analyzed by a modified method 537. QREP = Qualification Re-Evaluation Program. OMM = Operation, Maintenance, and Monitoring. PWS = Public Water Service. NJDEP = New Jersey Department of Environmental Protection.

**Table 2. Residential Granular Activated Carbon (GAC) Treatment System Results –
Chemours Chambers Works, Deepwater, New Jersey**

Field Sample ID	Date	PFOA	PFOS	PFNA	Comments
	3/9/2018	0.02	0.023	0.014	GAC installed 06/22/2018.
Location: 290					
BED1	10/13/2023	0.0083	<0.0020	<0.0020	
BED2	10/13/2023	<0.0020	<0.0020	<0.0020	
PT	8/2/2023	0.043	0.0047	0.0071	
BED1	8/2/2023	0.0071	<0.0020	<0.0020	
BED2	8/2/2023	<0.0020	<0.0020	<0.0020	
BED1	5/2/2023	0.0045	<0.0020	<0.0020	
BED2	5/2/2023	<0.0020	<0.0020	<0.0020	
BED1	2/7/2023	0.0042	<0.0020	<0.0020	
BED2	2/7/2023	<0.0020	<0.0020	<0.0020	
BED1	11/14/2022	0.0035	<0.0020	<0.0020	
BED2	11/14/2022	<0.0020	<0.0020	<0.0020	
PT	9/6/2022	0.054	0.0053	0.0069	
BED1	9/6/2022	0.0066	<0.0020	<0.0020	
BED2	9/6/2022	<0.0020	<0.0020	<0.0020	
BED1	6/1/2022	0.0064	<0.0020	<0.0020	
BED2	6/1/2022	<0.0020	<0.0020	<0.0020	

Concentrations are in micrograms per liter (ug/L). Concentrations are rounded by the laboratory and reported to two significant figures. For samples collected prior to 10/1/2013, results for PFOA are reported under the following protocol: ND < LOD < NQ < LOQ where ND = Not Detected, NQ = Not Quantifiable, LOD = Limit of Detection, LOQ = Limit of Quantitation; the LOD/LOQ may have varied by instrument and quarter. For samples collected after 10/1/2013, samples are reported to a reporting limit (RL) of 0.0050 ug/L for PFOA. For samples collected after 6/30/2016, each target compound RL is 0.0020 ug/L. J = Analyte present, reported value may not be accurate or precise; UJ = Not detected, reporting limit may not be accurate or precise; B = Not detected substantially above the level reported in the laboratory or field blanks. Samples identified as BED1 were collected after the first carbon bed. Samples identified as BED2 were collected after the second carbon bed and represent the treated water. All other samples collected were prior to Chemours treatment. Samples identified with -D or -DUP are duplicate samples. Starting with the 3Q20 samples, the samples are analyzed by USEPA Method 537.1. Prior to 3Q20, the samples were analyzed by a modified method 537. QREP = Qualification Re-Evaluation Program. OMM = Operation, Maintenance, and Monitoring. PWS = Public Water Service. NJDEP = New Jersey Department of Environmental Protection.

**Table 2. Residential Granular Activated Carbon (GAC) Treatment System Results –
Chemours Chambers Works, Deepwater, New Jersey**

Field Sample ID	Date	PFOA	PFOS	PFNA	Comments
BED1	2/23/2022	0.0025	<0.0020	<0.0020	
BED2	2/23/2022	<0.0020	<0.0020	<0.0020	
BED1	3/2/2021	0.0027	<0.0020	<0.0020	
BED2	3/2/2021	<0.0020	<0.0020	<0.0020	
BED1	10/21/2020	0.0032	<0.0020	<0.0020	
PT	8/17/2020	0.054	0.0057	0.0051	
BED1	8/17/2020	0.0047	<0.0020	<0.0020	
BED1	6/26/2020	0.0036	<0.0020	<0.0020	
PT	9/13/2019	0.061	0.0071	0.0053	
BED1	9/13/2019	<0.0020	<0.0020	<0.0020	
BED1	6/28/2019	<0.0020	<0.0020	<0.0020	
BED1	3/28/2019	<0.0020	<0.0020	<0.0020	
PT	12/13/2018	0.050	0.0068	0.0034	
BED1	12/13/2018	<0.0020	<0.0020	<0.0020	
	3/9/2018	0.045	0.0068	0.0034	GAC installed 09/18/2018.
-DUP	3/9/2018	0.047	0.0066	0.0034	GAC installed 09/18/2018.
Location: 295					
BED1	10/10/2023	<0.0020	<0.0020	<0.0020	Carbon Changeout 10/10/2023 - 5yr.

Concentrations are in micrograms per liter (ug/L). Concentrations are rounded by the laboratory and reported to two significant figures. For samples collected prior to 10/1/2013, results for PFOA are reported under the following protocol: ND < LOD < NQ < LOQ where ND = Not Detected, NQ = Not Quantifiable, LOD = Limit of Detection, LOQ = Limit of Quantitation; the LOD/LOQ may have varied by instrument and quarter. For samples collected after 10/1/2013, samples are reported to a reporting limit (RL) of 0.0050 ug/L for PFOA. For samples collected after 6/30/2016, each target compound RL is 0.0020 ug/L. J = Analyte present, reported value may not be accurate or precise; UJ = Not detected, reporting limit may not be accurate or precise; B = Not detected substantially above the level reported in the laboratory or field blanks. Samples identified as BED1 were collected after the first carbon bed. Samples identified as BED2 were collected after the second carbon bed and represent the treated water. All other samples collected were prior to Chemours treatment. Samples identified with -D or -DUP are duplicate samples. Starting with the 3Q20 samples, the samples are analyzed by USEPA Method 537.1. Prior to 3Q20, the samples were analyzed by a modified method 537. QREP = Qualification Re-Evaluation Program. OMM = Operation, Maintenance, and Monitoring. PWS = Public Water Service. NJDEP = New Jersey Department of Environmental Protection.

**Table 2. Residential Granular Activated Carbon (GAC) Treatment System Results –
Chemours Chambers Works, Deepwater, New Jersey**

Field Sample ID	Date	PFOA	PFOS	PFNA	Comments
PT	7/11/2023	0.037	0.0026	<0.0020	
BED1	7/11/2023	<0.0020	<0.0020	<0.0020	
BED1	4/6/2023	<0.0020	<0.0020	<0.0020	
BED1	1/26/2023	<0.0020	<0.0020	<0.0020	
BED1-DUP	1/26/2023	<0.0020	<0.0020	<0.0020	
BED1	10/25/2022	<0.0020	<0.0020	<0.0020	
PT	8/4/2022	0.040	0.0029	<0.0020	
BED1	8/4/2022	<0.0020	<0.0020	<0.0020	
BED1	4/19/2022	<0.0020	<0.0020	<0.0020	
BED1	1/24/2022	<0.0020	<0.0020	<0.0020	
BED1	10/25/2021	<0.0020	<0.0020	<0.0020	
PT	8/3/2021	0.037	0.0031	<0.0020	
BED1	8/3/2021	<0.0020	<0.0020	<0.0020	
BED1-DUP	8/3/2021	<0.0020	<0.0020	<0.0020	
BED1	4/28/2021	<0.0020	<0.0020	<0.0020	
BED1	2/3/2021	<0.0020	<0.0020	<0.0020	
PT	9/14/2020	0.031	0.0029 J	<0.0020	
BED1	9/14/2020	<0.0020	<0.0020	<0.0020	

Concentrations are in micrograms per liter (ug/L). Concentrations are rounded by the laboratory and reported to two significant figures. For samples collected prior to 10/1/2013, results for PFOA are reported under the following protocol: ND < LOD < NQ < LOQ where ND = Not Detected, NQ = Not Quantifiable, LOD = Limit of Detection, LOQ = Limit of Quantitation; the LOD/LOQ may have varied by instrument and quarter. For samples collected after 10/1/2013, samples are reported to a reporting limit (RL) of 0.0050 ug/L for PFOA. For samples collected after 6/30/2016, each target compound RL is 0.0020 ug/L. J = Analyte present, reported value may not be accurate or precise; UJ = Not detected, reporting limit may not be accurate or precise; B = Not detected substantially above the level reported in the laboratory or field blanks. Samples identified as BED1 were collected after the first carbon bed. Samples identified as BED2 were collected after the second carbon bed and represent the treated water. All other samples collected were prior to Chemours treatment. Samples identified with -D or -DUP are duplicate samples. Starting with the 3Q20 samples, the samples are analyzed by USEPA Method 537.1. Prior to 3Q20, the samples were analyzed by a modified method 537. QREP = Qualification Re-Evaluation Program. OMM = Operation, Maintenance, and Monitoring. PWS = Public Water Service. NJDEP = New Jersey Department of Environmental Protection.

**Table 2. Residential Granular Activated Carbon (GAC) Treatment System Results –
Chemours Chambers Works, Deepwater, New Jersey**

Field Sample ID	Date	PFOA	PFOS	PFNA	Comments
BED1	6/24/2020	<0.0020	<0.0020	<0.0020	
BED1	12/19/2019	<0.0020	<0.0020	<0.0020	
PT	9/13/2019	0.028	0.0027	<0.0020	
BED1	9/13/2019	<0.0020	<0.0020	<0.0020	
BED1	5/17/2019	<0.0020	<0.0020	<0.0020	
BED1-DUP	5/17/2019	<0.0020	<0.0020	<0.0020	
BED1	3/22/2019	<0.0020	<0.0020	<0.0020	
BED1	12/14/2018	<0.0020	<0.0020	<0.0020	
PT	9/28/2018	0.021	0.0026	<0.0020	
BED1	9/28/2018	<0.0020	<0.0020	<0.0020	
	3/26/2018	0.024	0.0029	<0.0020	GAC installed 06/15/2018.
Location: 297					
BED1	10/18/2023	<0.0020	<0.0020	<0.0020	Carbon Changeout 10/18/2023 - 5yr.
PT	7/28/2023	0.0053	<0.0020	<0.0020	
BED1	7/28/2023	<0.0020	<0.0020	<0.0020	
BED1	4/18/2023	<0.0020	<0.0020	<0.0020	
BED1	1/16/2023	<0.0020	<0.0020	<0.0020	
BED1	10/11/2022	<0.0020	<0.0020	<0.0020	

Concentrations are in micrograms per liter (ug/L). Concentrations are rounded by the laboratory and reported to two significant figures. For samples collected prior to 10/1/2013, results for PFOA are reported under the following protocol: ND < LOD < NQ < LOQ where ND = Not Detected, NQ = Not Quantifiable, LOD = Limit of Detection, LOQ = Limit of Quantitation; the LOD/LOQ may have varied by instrument and quarter. For samples collected after 10/1/2013, samples are reported to a reporting limit (RL) of 0.0050 ug/L for PFOA. For samples collected after 6/30/2016, each target compound RL is 0.0020 ug/L. J = Analyte present, reported value may not be accurate or precise; UJ = Not detected, reporting limit may not be accurate or precise; B = Not detected substantially above the level reported in the laboratory or field blanks. Samples identified as BED1 were collected after the first carbon bed. Samples identified as BED2 were collected after the second carbon bed and represent the treated water. All other samples collected were prior to Chemours treatment. Samples identified with -D or -DUP are duplicate samples. Starting with the 3Q20 samples, the samples are analyzed by USEPA Method 537.1. Prior to 3Q20, the samples were analyzed by a modified method 537. QREP = Qualification Re-Evaluation Program. OMM = Operation, Maintenance, and Monitoring. PWS = Public Water Service. NJDEP = New Jersey Department of Environmental Protection.

**Table 2. Residential Granular Activated Carbon (GAC) Treatment System Results –
Chemours Chambers Works, Deepwater, New Jersey**

Field Sample ID	Date	PFOA	PFOS	PFNA	Comments
PT	7/19/2022	0.029	<0.0020	0.0065	
BED1	7/19/2022	<0.0020	<0.0020	<0.0020	
BED1	4/18/2022	<0.0020	<0.0020	<0.0020	
BED1	1/26/2022	<0.0020	<0.0020	<0.0020	
BED1	11/1/2021	<0.0020	<0.0020	<0.0020	
PT	8/19/2021	0.0040	<0.0020	<0.0020	
BED1	8/19/2021	<0.0020	<0.0020	<0.0020	
BED1	4/13/2021	<0.0020	<0.0020	<0.0020	
BED1	1/21/2021	<0.0020	<0.0020	<0.0020	
BED1-DUP	1/21/2021	<0.0020	<0.0020	<0.0020	
BED1	10/13/2020	<0.0020	<0.0020	<0.0020	
PT	8/10/2020	0.0031	<0.0020	<0.0020	Split sampling for method comparison.
PT	8/10/2020	0.0038	<0.0020	<0.0020	
BED1	8/10/2020	<0.0020	<0.0020	<0.0020	Split sampling for method comparison.
BED1	8/10/2020	<0.0020	<0.0020	<0.0020	
BED1-DUP	8/10/2020	<0.0020	<0.0020	<0.0020	
BED1	6/8/2020	<0.0020	<0.0020	<0.0020	
BED1	1/27/2020	<0.0020	<0.0020	<0.0020	

Concentrations are in micrograms per liter (ug/L). Concentrations are rounded by the laboratory and reported to two significant figures. For samples collected prior to 10/1/2013, results for PFOA are reported under the following protocol: ND < LOD < NQ < LOQ where ND = Not Detected, NQ = Not Quantifiable, LOD = Limit of Detection, LOQ = Limit of Quantitation; the LOD/LOQ may have varied by instrument and quarter. For samples collected after 10/1/2013, samples are reported to a reporting limit (RL) of 0.0050 ug/L for PFOA. For samples collected after 6/30/2016, each target compound RL is 0.0020 ug/L. J = Analyte present, reported value may not be accurate or precise; UJ = Not detected, reporting limit may not be accurate or precise; B = Not detected substantially above the level reported in the laboratory or field blanks. Samples identified as BED1 were collected after the first carbon bed. Samples identified as BED2 were collected after the second carbon bed and represent the treated water. All other samples collected were prior to Chemours treatment. Samples identified with -D or -DUP are duplicate samples. Starting with the 3Q20 samples, the samples are analyzed by USEPA Method 537.1. Prior to 3Q20, the samples were analyzed by a modified method 537. QREP = Qualification Re-Evaluation Program. OMM = Operation, Maintenance, and Monitoring. PWS = Public Water Service. NJDEP = New Jersey Department of Environmental Protection.

**Table 2. Residential Granular Activated Carbon (GAC) Treatment System Results –
Chemours Chambers Works, Deepwater, New Jersey**

Field Sample ID	Date	PFOA	PFOS	PFNA	Comments
BED1	10/11/2019	<0.0020	<0.0020	<0.0020	
PT	7/22/2019	0.0038	<0.0020	<0.0020	
BED1	7/22/2019	<0.0020	<0.0020	<0.0020	
BED1	4/16/2019	<0.0020	<0.0020	<0.0020	
BED1	1/30/2019	<0.0020	<0.0020	<0.0020	
BED1	11/7/2018	<0.0020	<0.0020	<0.0020	
PT	8/3/2018	0.0049	<0.0020	<0.0020	
BED1	8/3/2018	<0.0020	<0.0020	<0.0020	
	4/19/2018	0.039	0.0042	0.0077	NJDEP sampled, added their data to EIM, exceeds criteria, GAC installed by Chemours 05/23/2018.
Location: 301					
BED1	10/20/2023	<0.0020	<0.0020	<0.0020	
PT	7/19/2023	0.033	0.0058	0.0049	
BED1	7/19/2023	<0.0020	<0.0020	<0.0020	
BED1	4/20/2023	<0.0020	<0.0020	<0.0020	
BED1	1/25/2023	<0.0020	<0.0020	<0.0020	
BED1	10/31/2022	<0.0020	<0.0020	<0.0020	
PT	8/18/2022	0.052	0.0041	0.0043	
BED1	8/18/2022	<0.0020	<0.0020	<0.0020	

Concentrations are in micrograms per liter (ug/L). Concentrations are rounded by the laboratory and reported to two significant figures. For samples collected prior to 10/1/2013, results for PFOA are reported under the following protocol: ND < LOD < NQ < LOQ where ND = Not Detected, NQ = Not Quantifiable, LOD = Limit of Detection, LOQ = Limit of Quantitation; the LOD/LOQ may have varied by instrument and quarter. For samples collected after 10/1/2013, samples are reported to a reporting limit (RL) of 0.0050 ug/L for PFOA. For samples collected after 6/30/2016, each target compound RL is 0.0020 ug/L. J = Analyte present, reported value may not be accurate or precise; UJ = Not detected, reporting limit may not be accurate or precise; B = Not detected substantially above the level reported in the laboratory or field blanks. Samples identified as BED1 were collected after the first carbon bed. Samples identified as BED2 were collected after the second carbon bed and represent the treated water. All other samples collected were prior to Chemours treatment. Samples identified with -D or -DUP are duplicate samples. Starting with the 3Q20 samples, the samples are analyzed by USEPA Method 537.1. Prior to 3Q20, the samples were analyzed by a modified method 537. QREP = Qualification Re-Evaluation Program. OMM = Operation, Maintenance, and Monitoring. PWS = Public Water Service. NJDEP = New Jersey Department of Environmental Protection.

**Table 2. Residential Granular Activated Carbon (GAC) Treatment System Results –
Chemours Chambers Works, Deepwater, New Jersey**

Field Sample ID	Date	PFOA	PFOS	PFNA	Comments
BED1	5/23/2022	<0.0020	<0.0020	<0.0020	
BED1	2/22/2022	<0.0020	<0.0020	<0.0020	
BED1	11/29/2021	<0.0020	<0.0020	<0.0020	
PT	8/30/2021	0.059	0.0049 J	0.0035	
BED1	8/30/2021	<0.0020	<0.0020	<0.0020	
BED1	6/15/2021	<0.0020	<0.0020	<0.0020	
BED1	1/20/2021	<0.0020	<0.0020	<0.0020	
BED1	10/7/2020	<0.0020	<0.0020	<0.0020	
PT	7/23/2020	0.044	0.0037	0.0050	
BED1	7/23/2020	<0.0020	<0.0020	<0.0020	
BED1	6/2/2020	<0.0020	<0.0020	<0.0020	
BED1	1/16/2020	<0.0020	<0.0020	<0.0020	
BED1	10/1/2019	<0.0020	<0.0020	<0.0020	
PT	7/8/2019	0.046	0.0032	0.0029	
BED1	7/8/2019	<0.0020	<0.0020	<0.0020	
BED1	4/3/2019	<0.0020	<0.0020	<0.0020	
BED1	1/9/2019	<0.0020	<0.0020	<0.0020	
	4/23/2018	0.051	<0.0020	0.0038	GAC installed 10/17/2018.

Concentrations are in micrograms per liter (ug/L). Concentrations are rounded by the laboratory and reported to two significant figures. For samples collected prior to 10/1/2013, results for PFOA are reported under the following protocol: ND < LOD < NQ < LOQ where ND = Not Detected, NQ = Not Quantifiable, LOD = Limit of Detection, LOQ = Limit of Quantitation; the LOD/LOQ may have varied by instrument and quarter. For samples collected after 10/1/2013, samples are reported to a reporting limit (RL) of 0.0050 ug/L for PFOA. For samples collected after 6/30/2016, each target compound RL is 0.0020 ug/L. J = Analyte present, reported value may not be accurate or precise; UJ = Not detected, reporting limit may not be accurate or precise; B = Not detected substantially above the level reported in the laboratory or field blanks. Samples identified as BED1 were collected after the first carbon bed. Samples identified as BED2 were collected after the second carbon bed and represent the treated water. All other samples collected were prior to Chemours treatment. Samples identified with -D or -DUP are duplicate samples. Starting with the 3Q20 samples, the samples are analyzed by USEPA Method 537.1. Prior to 3Q20, the samples were analyzed by a modified method 537. QREP = Qualification Re-Evaluation Program. OMM = Operation, Maintenance, and Monitoring. PWS = Public Water Service. NJDEP = New Jersey Department of Environmental Protection.

**Table 2. Residential Granular Activated Carbon (GAC) Treatment System Results –
Chemours Chambers Works, Deepwater, New Jersey**

Field Sample ID	Date	PFOA	PFOS	PFNA	Comments
Location: 309					
BED1	11/13/2023	<0.0020	<0.0020	<0.0020	
PT	8/17/2023	0.060	0.0056	0.016	
BED1	8/17/2023	<0.0020	<0.0020	<0.0020	
BED1	5/31/2023	<0.0020	<0.0020	<0.0020	
BED1-DUP	5/31/2023	<0.0020	<0.0020	<0.0020	
BED1	3/14/2023	<0.0020	<0.0020	<0.0020	
BED1	11/22/2022	<0.0020	<0.0020	<0.0020	
PT	9/13/2022	0.068	0.0038	0.013	
BED1	9/13/2022	<0.0020	<0.0020	<0.0020	
BED1	5/25/2022	<0.0020	<0.0020	<0.0020	
BED1	2/23/2022	<0.0020	<0.0020	<0.0020	
BED1	11/30/2021	<0.0020	<0.0020	<0.0020	
PT	9/7/2021	0.066	0.0022	0.0066	
BED1	9/7/2021	<0.0020	<0.0020	<0.0020	
BED1	6/21/2021	<0.0020	<0.0020	<0.0020	
BED1	2/25/2021	<0.0020	<0.0020	<0.0020	
BED1	10/8/2020	<0.0020	<0.0020	<0.0020	

Concentrations are in micrograms per liter (ug/L). Concentrations are rounded by the laboratory and reported to two significant figures. For samples collected prior to 10/1/2013, results for PFOA are reported under the following protocol: ND < LOD < NQ < LOQ where ND = Not Detected, NQ = Not Quantifiable, LOD = Limit of Detection, LOQ = Limit of Quantitation; the LOD/LOQ may have varied by instrument and quarter. For samples collected after 10/1/2013, samples are reported to a reporting limit (RL) of 0.0050 ug/L for PFOA. For samples collected after 6/30/2016, each target compound RL is 0.0020 ug/L. J = Analyte present, reported value may not be accurate or precise; UJ = Not detected, reporting limit may not be accurate or precise; B = Not detected substantially above the level reported in the laboratory or field blanks. Samples identified as BED1 were collected after the first carbon bed. Samples identified as BED2 were collected after the second carbon bed and represent the treated water. All other samples collected were prior to Chemours treatment. Samples identified with -D or -DUP are duplicate samples. Starting with the 3Q20 samples, the samples are analyzed by USEPA Method 537.1. Prior to 3Q20, the samples were analyzed by a modified method 537. QREP = Qualification Re-Evaluation Program. OMM = Operation, Maintenance, and Monitoring. PWS = Public Water Service. NJDEP = New Jersey Department of Environmental Protection.

**Table 2. Residential Granular Activated Carbon (GAC) Treatment System Results –
Chemours Chambers Works, Deepwater, New Jersey**

Field Sample ID	Date	PFOA	PFOS	PFNA	Comments
PT	7/28/2020	0.069	0.0020	0.0071	
BED1	7/28/2020	<0.0020	<0.0020	<0.0020	
BED1	6/5/2020	<0.0020	<0.0020	<0.0020	
BED1	1/31/2020	<0.0020	<0.0020	<0.0020	
BED1	10/15/2019	<0.0020	<0.0020	<0.0020	
PT	7/19/2019	0.057	<0.0020	0.0032	
BED1	7/19/2019	<0.0020	<0.0020	<0.0020	
BED1	4/8/2019	<0.0020	<0.0020	<0.0020	
PT	1/23/2019	0.066	<0.0020	0.0030	
BED1	1/23/2019	<0.0020	<0.0020	<0.0020	
BED1	10/30/2018	<0.0020	<0.0020	<0.0020	
	5/4/2018	0.069	<0.0020	0.0031	GAC installed 09/27/2018.
Location: 310					
BED1	10/4/2023	<0.0020	<0.0020	<0.0020	
PT	7/21/2023	0.056	0.018	0.010	
BED1	7/21/2023	<0.0020	<0.0020	<0.0020	
BED1	4/19/2023	<0.0020	<0.0020	<0.0020	
BED1	1/26/2023	<0.0020	<0.0020	<0.0020	

Concentrations are in micrograms per liter (ug/L). Concentrations are rounded by the laboratory and reported to two significant figures. For samples collected prior to 10/1/2013, results for PFOA are reported under the following protocol: ND < LOD < NQ < LOQ where ND = Not Detected, NQ = Not Quantifiable, LOD = Limit of Detection, LOQ = Limit of Quantitation; the LOD/LOQ may have varied by instrument and quarter. For samples collected after 10/1/2013, samples are reported to a reporting limit (RL) of 0.0050 ug/L for PFOA. For samples collected after 6/30/2016, each target compound RL is 0.0020 ug/L. J = Analyte present, reported value may not be accurate or precise; UJ = Not detected, reporting limit may not be accurate or precise; B = Not detected substantially above the level reported in the laboratory or field blanks. Samples identified as BED1 were collected after the first carbon bed. Samples identified as BED2 were collected after the second carbon bed and represent the treated water. All other samples collected were prior to Chemours treatment. Samples identified with -D or -DUP are duplicate samples. Starting with the 3Q20 samples, the samples are analyzed by USEPA Method 537.1. Prior to 3Q20, the samples were analyzed by a modified method 537. QREP = Qualification Re-Evaluation Program. OMM = Operation, Maintenance, and Monitoring. PWS = Public Water Service. NJDEP = New Jersey Department of Environmental Protection.

**Table 2. Residential Granular Activated Carbon (GAC) Treatment System Results –
Chemours Chambers Works, Deepwater, New Jersey**

Field Sample ID	Date	PFOA	PFOS	PFNA	Comments
BED1	10/28/2022	<0.0020	<0.0020	<0.0020	
PT	8/17/2022	0.059	0.022	0.011	
BED1	8/17/2022	<0.0020	<0.0020	<0.0020	
BED1	5/18/2022	<0.0020	<0.0020	<0.0020	
BED1	2/7/2022	<0.0020	<0.0020	<0.0020	
PT	10/21/2021	0.045	0.014	0.0085	
BED1	10/21/2021	<0.0020	<0.0020	<0.0020	
BED1	5/14/2021	<0.0020	<0.0020	<0.0020	
BED1	2/16/2021	<0.0020	<0.0020	<0.0020	
BED1	12/10/2020	<0.0020	<0.0020	<0.0020	
PT	9/14/2020	0.024	0.0071 J	0.0042	
BED1	9/14/2020	<0.0020	<0.0020	<0.0020	
BED1-DUP	9/14/2020	<0.0020	<0.0020	<0.0020	
BED1	6/29/2020	<0.0020	<0.0020	<0.0020	
BED1	3/4/2020	<0.0020	<0.0020	<0.0020	
BED1	5/24/2019	<0.0020	<0.0020	<0.0020	
PT	3/28/2019	0.027	0.0089	0.0044	
BED1	3/28/2019	<0.0020	0.0026	<0.0020	

Concentrations are in micrograms per liter (ug/L). Concentrations are rounded by the laboratory and reported to two significant figures. For samples collected prior to 10/1/2013, results for PFOA are reported under the following protocol: ND < LOD < NQ < LOQ where ND = Not Detected, NQ = Not Quantifiable, LOD = Limit of Detection, LOQ = Limit of Quantitation; the LOD/LOQ may have varied by instrument and quarter. For samples collected after 10/1/2013, samples are reported to a reporting limit (RL) of 0.0050 ug/L for PFOA. For samples collected after 6/30/2016, each target compound RL is 0.0020 ug/L. J = Analyte present, reported value may not be accurate or precise; UJ = Not detected, reporting limit may not be accurate or precise; B = Not detected substantially above the level reported in the laboratory or field blanks. Samples identified as BED1 were collected after the first carbon bed. Samples identified as BED2 were collected after the second carbon bed and represent the treated water. All other samples collected were prior to Chemours treatment. Samples identified with -D or -DUP are duplicate samples. Starting with the 3Q20 samples, the samples are analyzed by USEPA Method 537.1. Prior to 3Q20, the samples were analyzed by a modified method 537. QREP = Qualification Re-Evaluation Program. OMM = Operation, Maintenance, and Monitoring. PWS = Public Water Service. NJDEP = New Jersey Department of Environmental Protection.

**Table 2. Residential Granular Activated Carbon (GAC) Treatment System Results –
Chemours Chambers Works, Deepwater, New Jersey**

Field Sample ID	Date	PFOA	PFOS	PFNA	Comments
	5/4/2018	0.039	0.01	0.0062	GAC installed 09/04/2018.
Location: 320					
BED1	10/12/2023	<0.0020	<0.0020	<0.0020	
PT	7/17/2023	0.060	0.0039	0.0033	
BED1	7/17/2023	<0.0020	<0.0020	<0.0020	
BED1	4/13/2023	<0.0020	<0.0020	<0.0020	
BED1	1/12/2023	<0.0020	<0.0020	<0.0020	
BED1	10/5/2022	<0.0020	<0.0020	<0.0020	
PT	7/11/2022	0.056	0.0031	0.0031	
BED1	7/11/2022	<0.0020	<0.0020	<0.0020	
BED1	4/12/2022	<0.0020	<0.0020	<0.0020	
BED1-DUP	4/12/2022	<0.0020	<0.0020	<0.0020	
BED1	1/19/2022	<0.0020	<0.0020	<0.0020	
BED1-DUP	1/19/2022	<0.0020	<0.0020	<0.0020	
BED1	10/8/2021	<0.0020	<0.0020	<0.0020	
PT	7/14/2021	0.068	0.0040	0.0049	
BED1	7/14/2021	<0.0020	<0.0020	<0.0020	
BED1	4/1/2021	<0.0020	<0.0020	<0.0020	

Concentrations are in micrograms per liter (ug/L). Concentrations are rounded by the laboratory and reported to two significant figures. For samples collected prior to 10/1/2013, results for PFOA are reported under the following protocol: ND < LOD < NQ < LOQ where ND = Not Detected, NQ = Not Quantifiable, LOD = Limit of Detection, LOQ = Limit of Quantitation; the LOD/LOQ may have varied by instrument and quarter. For samples collected after 10/1/2013, samples are reported to a reporting limit (RL) of 0.0050 ug/L for PFOA. For samples collected after 6/30/2016, each target compound RL is 0.0020 ug/L. J = Analyte present, reported value may not be accurate or precise; UJ = Not detected, reporting limit may not be accurate or precise; B = Not detected substantially above the level reported in the laboratory or field blanks. Samples identified as BED1 were collected after the first carbon bed. Samples identified as BED2 were collected after the second carbon bed and represent the treated water. All other samples collected were prior to Chemours treatment. Samples identified with -D or -DUP are duplicate samples. Starting with the 3Q20 samples, the samples are analyzed by USEPA Method 537.1. Prior to 3Q20, the samples were analyzed by a modified method 537. QREP = Qualification Re-Evaluation Program. OMM = Operation, Maintenance, and Monitoring. PWS = Public Water Service. NJDEP = New Jersey Department of Environmental Protection.

**Table 2. Residential Granular Activated Carbon (GAC) Treatment System Results –
Chemours Chambers Works, Deepwater, New Jersey**

Field Sample ID	Date	PFOA	PFOS	PFNA	Comments
BED1	1/11/2021	<0.0020	<0.0020	<0.0020	
BED1	10/1/2020	<0.0020	<0.0020	<0.0020	
PT	7/23/2020	0.057	0.0024	0.0026	
BED1	7/23/2020	<0.0020	<0.0020	<0.0020	
BED1	6/2/2020	<0.0020	<0.0020	<0.0020	
BED1	1/16/2020	<0.0020	<0.0020	<0.0020	
BED1	10/2/2019	<0.0020	<0.0020	<0.0020	
PT	7/1/2019	0.062	0.0037	0.0040	
BED1	7/1/2019	<0.0020	<0.0020	<0.0020	
BED1	4/2/2019	<0.0020	<0.0020	<0.0020	
BED1	1/7/2019	<0.0020	<0.0020	<0.0020	
	8/20/2018	0.075	0.003	0.0024	GAC installed 10/16/2018.
Location: 324					
BED1	12/18/2023	<0.0020	<0.0020	<0.0020	
PT	8/23/2023	0.087	0.0057	<0.0020	
BED1	8/23/2023	<0.0020	<0.0020	<0.0020	
BED1	5/2/2023	<0.0020	<0.0020	<0.0020	
BED1	1/11/2023	<0.0020	<0.0020	<0.0020	

Concentrations are in micrograms per liter (ug/L). Concentrations are rounded by the laboratory and reported to two significant figures. For samples collected prior to 10/1/2013, results for PFOA are reported under the following protocol: ND < LOD < NQ < LOQ where ND = Not Detected, NQ = Not Quantifiable, LOD = Limit of Detection, LOQ = Limit of Quantitation; the LOD/LOQ may have varied by instrument and quarter. For samples collected after 10/1/2013, samples are reported to a reporting limit (RL) of 0.0050 ug/L for PFOA. For samples collected after 6/30/2016, each target compound RL is 0.0020 ug/L. J = Analyte present, reported value may not be accurate or precise; UJ = Not detected, reporting limit may not be accurate or precise; B = Not detected substantially above the level reported in the laboratory or field blanks. Samples identified as BED1 were collected after the first carbon bed. Samples identified as BED2 were collected after the second carbon bed and represent the treated water. All other samples collected were prior to Chemours treatment. Samples identified with -D or -DUP are duplicate samples. Starting with the 3Q20 samples, the samples are analyzed by USEPA Method 537.1. Prior to 3Q20, the samples were analyzed by a modified method 537. QREP = Qualification Re-Evaluation Program. OMM = Operation, Maintenance, and Monitoring. PWS = Public Water Service. NJDEP = New Jersey Department of Environmental Protection.

**Table 2. Residential Granular Activated Carbon (GAC) Treatment System Results –
Chemours Chambers Works, Deepwater, New Jersey**

Field Sample ID	Date	PFOA	PFOS	PFNA	Comments
BED1	10/10/2022	<0.0020	<0.0020	<0.0020	
PT	7/14/2022	0.078	0.0046	<0.0020	
BED1	7/14/2022	<0.0020	<0.0020	<0.0020	
BED1	4/5/2022	<0.0020	<0.0020	<0.0020	
BED1	1/5/2022	<0.0020	<0.0020	<0.0020	
BED1	10/7/2021	<0.0020	<0.0020	<0.0020	
PT	7/13/2021	0.061	0.0031	<0.0020	
BED1	7/13/2021	<0.0020	<0.0020	<0.0020	
BED1	4/1/2021	<0.0020	<0.0020	<0.0020	
BED1	1/11/2021	<0.0020	<0.0020	<0.0020	
BED1	10/5/2020	<0.0020	<0.0020	<0.0020	
PT	7/28/2020	0.090	0.0026	<0.0020	
BED1	7/28/2020	<0.0020	<0.0020	<0.0020	
BED1-DUP	7/28/2020	<0.0020	<0.0020	<0.0020	
BED1	6/2/2020	<0.0020	<0.0020	<0.0020	
BED1	1/17/2020	<0.0020	<0.0020	<0.0020	
BED1	10/1/2019	<0.0020	<0.0020	<0.0020	
PT	7/8/2019	0.083	<0.0020	<0.0020	

Concentrations are in micrograms per liter (ug/L). Concentrations are rounded by the laboratory and reported to two significant figures. For samples collected prior to 10/1/2013, results for PFOA are reported under the following protocol: ND < LOD < NQ < LOQ where ND = Not Detected, NQ = Not Quantifiable, LOD = Limit of Detection, LOQ = Limit of Quantitation; the LOD/LOQ may have varied by instrument and quarter. For samples collected after 10/1/2013, samples are reported to a reporting limit (RL) of 0.0050 ug/L for PFOA. For samples collected after 6/30/2016, each target compound RL is 0.0020 ug/L. J = Analyte present, reported value may not be accurate or precise; UJ = Not detected, reporting limit may not be accurate or precise; B = Not detected substantially above the level reported in the laboratory or field blanks. Samples identified as BED1 were collected after the first carbon bed. Samples identified as BED2 were collected after the second carbon bed and represent the treated water. All other samples collected were prior to Chemours treatment. Samples identified with -D or -DUP are duplicate samples. Starting with the 3Q20 samples, the samples are analyzed by USEPA Method 537.1. Prior to 3Q20, the samples were analyzed by a modified method 537. QREP = Qualification Re-Evaluation Program. OMM = Operation, Maintenance, and Monitoring. PWS = Public Water Service. NJDEP = New Jersey Department of Environmental Protection.

**Table 2. Residential Granular Activated Carbon (GAC) Treatment System Results –
Chemours Chambers Works, Deepwater, New Jersey**

Field Sample ID	Date	PFOA	PFOS	PFNA	Comments
BED1	7/8/2019	<0.0020	<0.0020	<0.0020	
BED1	4/5/2019	<0.0020	<0.0020	<0.0020	
BED1	1/9/2019	<0.0020	<0.0020	<0.0020	
	9/12/2018	0.081	<0.0020	<0.0020	GAC installed 11/06/2018.
Location: 327					
BED1	11/20/2023	<0.0020	<0.0020	<0.0020	
PT	8/21/2023	0.028	<0.0020	<0.0020	
BED1	8/21/2023	<0.0020	<0.0020	<0.0020	
BED1	5/31/2023	<0.0020	<0.0020	<0.0020	
BED1	11/17/2022	<0.0020	<0.0020	<0.0020	
PT	7/21/2022	0.012	0.0022	<0.0020	
BED1	7/21/2022	<0.0020	<0.0020	<0.0020	
BED1	5/10/2022	<0.0020	<0.0020	<0.0020	
BED1	3/1/2022	<0.0020	<0.0020	<0.0020	
BED1	12/9/2021	<0.0020	<0.0020	<0.0020	
PT	9/15/2021	0.012	0.0036	<0.0020	
BED1	9/15/2021	<0.0020	<0.0020	<0.0020	
BED1	5/27/2021	<0.0020	<0.0020	<0.0020	

Concentrations are in micrograms per liter (ug/L). Concentrations are rounded by the laboratory and reported to two significant figures. For samples collected prior to 10/1/2013, results for PFOA are reported under the following protocol: ND < LOD < NQ < LOQ where ND = Not Detected, NQ = Not Quantifiable, LOD = Limit of Detection, LOQ = Limit of Quantitation; the LOD/LOQ may have varied by instrument and quarter. For samples collected after 10/1/2013, samples are reported to a reporting limit (RL) of 0.0050 ug/L for PFOA. For samples collected after 6/30/2016, each target compound RL is 0.0020 ug/L. J = Analyte present, reported value may not be accurate or precise; UJ = Not detected, reporting limit may not be accurate or precise; B = Not detected substantially above the level reported in the laboratory or field blanks. Samples identified as BED1 were collected after the first carbon bed. Samples identified as BED2 were collected after the second carbon bed and represent the treated water. All other samples collected were prior to Chemours treatment. Samples identified with -D or -DUP are duplicate samples. Starting with the 3Q20 samples, the samples are analyzed by USEPA Method 537.1. Prior to 3Q20, the samples were analyzed by a modified method 537. QREP = Qualification Re-Evaluation Program. OMM = Operation, Maintenance, and Monitoring. PWS = Public Water Service. NJDEP = New Jersey Department of Environmental Protection.

**Table 2. Residential Granular Activated Carbon (GAC) Treatment System Results –
Chemours Chambers Works, Deepwater, New Jersey**

Field Sample ID	Date	PFOA	PFOS	PFNA	Comments
BED1	3/11/2021	<0.0020	<0.0020	<0.0020	
BED1	11/2/2020	<0.0020	<0.0020	<0.0020	
PT	8/31/2020	0.0061	<0.0020	<0.0020	
BED1	8/31/2020	<0.0020	<0.0020	<0.0020	
BED1	6/30/2020	<0.0020	<0.0020	<0.0020	
BED1	2/19/2020	<0.0020	<0.0020	<0.0020	
BED1	11/13/2019	<0.0020	<0.0020	<0.0020	
PT	9/10/2019	0.010	0.0020	<0.0020	
BED1	9/10/2019	<0.0020	<0.0020	<0.0020	
BED1	5/15/2019	<0.0020	<0.0020	<0.0020	
BED1	1/7/2019	<0.0020	<0.0020	<0.0020	
	9/26/2018	0.015	<0.0020	<0.0020	GAC installed 12/18/2018.
Location: 328					
BED1	12/7/2023	<0.0020	<0.0020	<0.0020	
PT	8/31/2023	0.027	<0.0020	0.0094	
BED1	8/31/2023	<0.0020	<0.0020	<0.0020	
BED1	5/1/2023	<0.0020	<0.0020	<0.0020	
BED1	3/15/2023	<0.0020	<0.0020	<0.0020	

Concentrations are in micrograms per liter (ug/L). Concentrations are rounded by the laboratory and reported to two significant figures. For samples collected prior to 10/1/2013, results for PFOA are reported under the following protocol: ND < LOD < NQ < LOQ where ND = Not Detected, NQ = Not Quantifiable, LOD = Limit of Detection, LOQ = Limit of Quantitation; the LOD/LOQ may have varied by instrument and quarter. For samples collected after 10/1/2013, samples are reported to a reporting limit (RL) of 0.0050 ug/L for PFOA. For samples collected after 6/30/2016, each target compound RL is 0.0020 ug/L. J = Analyte present, reported value may not be accurate or precise; UJ = Not detected, reporting limit may not be accurate or precise; B = Not detected substantially above the level reported in the laboratory or field blanks. Samples identified as BED1 were collected after the first carbon bed. Samples identified as BED2 were collected after the second carbon bed and represent the treated water. All other samples collected were prior to Chemours treatment. Samples identified with -D or -DUP are duplicate samples. Starting with the 3Q20 samples, the samples are analyzed by USEPA Method 537.1. Prior to 3Q20, the samples were analyzed by a modified method 537. QREP = Qualification Re-Evaluation Program. OMM = Operation, Maintenance, and Monitoring. PWS = Public Water Service. NJDEP = New Jersey Department of Environmental Protection.

**Table 2. Residential Granular Activated Carbon (GAC) Treatment System Results –
Chemours Chambers Works, Deepwater, New Jersey**

Field Sample ID	Date	PFOA	PFOS	PFNA	Comments
BED1	11/21/2022	<0.0020	<0.0020	<0.0020	
PT	7/7/2022	0.031	<0.0020	0.0061	
BED1	7/7/2022	<0.0020	<0.0020	<0.0020	
BED1	4/14/2022	<0.0020	<0.0020	<0.0020	
BED1	1/26/2022	<0.0020	<0.0020	<0.0020	
BED1	11/1/2021	<0.0020	<0.0020	<0.0020	
PT	8/18/2021	0.043	0.0020	0.0094	
BED1	8/18/2021	<0.0020	<0.0020	<0.0020	
BED1	6/4/2021	<0.0020	<0.0020	<0.0020	
BED1	3/17/2021	<0.0020	<0.0020	<0.0020	
BED1	10/19/2020	<0.0020	<0.0020	<0.0020	
PT	8/3/2020	0.026	<0.002	0.0046	
BED1	8/3/2020	<0.002	<0.002	<0.002	
BED1	6/3/2020	<0.0020	<0.0020	<0.0020	
BED1	1/23/2020	<0.0020	<0.0020	<0.0020	
BED1	10/4/2019	<0.0020	<0.0020	<0.0020	
-DUP	10/3/2018	0.046	<0.0020	0.0047	GAC installed 08/08/2019.
	10/3/2018	0.045	<0.0020	0.0049	GAC installed 08/08/2019.

Concentrations are in micrograms per liter (ug/L). Concentrations are rounded by the laboratory and reported to two significant figures. For samples collected prior to 10/1/2013, results for PFOA are reported under the following protocol: ND < LOD < NQ < LOQ where ND = Not Detected, NQ = Not Quantifiable, LOD = Limit of Detection, LOQ = Limit of Quantitation; the LOD/LOQ may have varied by instrument and quarter. For samples collected after 10/1/2013, samples are reported to a reporting limit (RL) of 0.0050 ug/L for PFOA. For samples collected after 6/30/2016, each target compound RL is 0.0020 ug/L. J = Analyte present, reported value may not be accurate or precise; UJ = Not detected, reporting limit may not be accurate or precise; B = Not detected substantially above the level reported in the laboratory or field blanks. Samples identified as BED1 were collected after the first carbon bed. Samples identified as BED2 were collected after the second carbon bed and represent the treated water. All other samples collected were prior to Chemours treatment. Samples identified with -D or -DUP are duplicate samples. Starting with the 3Q20 samples, the samples are analyzed by USEPA Method 537.1. Prior to 3Q20, the samples were analyzed by a modified method 537. QREP = Qualification Re-Evaluation Program. OMM = Operation, Maintenance, and Monitoring. PWS = Public Water Service. NJDEP = New Jersey Department of Environmental Protection.

**Table 2. Residential Granular Activated Carbon (GAC) Treatment System Results –
Chemours Chambers Works, Deepwater, New Jersey**

Field Sample ID	Date	PFOA	PFOS	PFNA	Comments
Location: 330					
BED1	10/17/2023	<0.0020	<0.0020	<0.0020	
PT	7/10/2023	0.39	0.016 J	0.063	
BED1	7/10/2023	<0.0020	<0.0020	<0.0020	
BED1	4/3/2023	<0.0020	<0.0020	<0.0020	
BED1	1/10/2023	<0.0020	<0.0020	<0.0020	
PT	10/24/2022	0.31	0.018 J	0.054	
BED1	10/24/2022	<0.0020	<0.0020	<0.0020	
BED1	6/9/2022	0.0035	<0.0020	<0.0020	
BED2	6/9/2022	<0.0020	<0.0020	<0.0020	
BED1	3/14/2022	<0.0020	<0.0020	<0.0020	
BED1	12/6/2021	<0.0020	<0.0020 UJ	<0.0020	
PT	8/4/2021	0.46	0.027	0.083	
BED1	8/4/2021	<0.0020	<0.0020	<0.0020	
BED1-DUP	8/4/2021	<0.0020	<0.0020	<0.0020	
BED1	5/12/2021	<0.0020	<0.0020 UJ	<0.0020	
PT	9/6/2019	0.50 J	0.024 J	0.091 J	
BED1	9/6/2019	0.0030	<0.0020	<0.0020	

Concentrations are in micrograms per liter (ug/L). Concentrations are rounded by the laboratory and reported to two significant figures. For samples collected prior to 10/1/2013, results for PFOA are reported under the following protocol: ND < LOD < NQ < LOQ where ND = Not Detected, NQ = Not Quantifiable, LOD = Limit of Detection, LOQ = Limit of Quantitation; the LOD/LOQ may have varied by instrument and quarter. For samples collected after 10/1/2013, samples are reported to a reporting limit (RL) of 0.0050 ug/L for PFOA. For samples collected after 6/30/2016, each target compound RL is 0.0020 ug/L. J = Analyte present, reported value may not be accurate or precise; UJ = Not detected, reporting limit may not be accurate or precise; B = Not detected substantially above the level reported in the laboratory or field blanks. Samples identified as BED1 were collected after the first carbon bed. Samples identified as BED2 were collected after the second carbon bed and represent the treated water. All other samples collected were prior to Chemours treatment. Samples identified with -D or -DUP are duplicate samples. Starting with the 3Q20 samples, the samples are analyzed by USEPA Method 537.1. Prior to 3Q20, the samples were analyzed by a modified method 537. QREP = Qualification Re-Evaluation Program. OMM = Operation, Maintenance, and Monitoring. PWS = Public Water Service. NJDEP = New Jersey Department of Environmental Protection.

**Table 2. Residential Granular Activated Carbon (GAC) Treatment System Results –
Chemours Chambers Works, Deepwater, New Jersey**

Field Sample ID	Date	PFOA	PFOS	PFNA	Comments
BED1	6/25/2019	0.015	<0.0020	<0.0020	
BED2	6/25/2019	<0.0020	<0.0020	<0.0020	
	10/11/2018	0.41	0.021	0.078	GAC installed 12/12/2018.
Location: 337					
BED1	10/12/2023	<0.0020	<0.0020	<0.0020	
PT	7/24/2023	0.041	0.015	0.017	
BED1	7/24/2023	<0.0020	<0.0020	<0.0020	
BED1	4/26/2023	<0.0020	<0.0020	<0.0020	
BED1	2/13/2023	<0.0020	<0.0020	<0.0020	
BED1	11/29/2022	<0.0020	<0.0020	<0.0020	
PT	9/20/2022	0.033	0.013	0.013	
BED1	9/20/2022	<0.0020	<0.0020	<0.0020	
BED1	5/11/2022	<0.0020	<0.0020	<0.0020	
BED1	2/9/2022	<0.0020	<0.0020	<0.0020	
BED1	11/9/2021	<0.0020	<0.0020	<0.0020	
BED1-DUP	11/9/2021	<0.0020	<0.0020	<0.0020	
PT	8/30/2021	0.048	0.020 J	0.024	
BED1	8/30/2021	<0.0020	<0.0020	<0.0020	

Concentrations are in micrograms per liter (ug/L). Concentrations are rounded by the laboratory and reported to two significant figures. For samples collected prior to 10/1/2013, results for PFOA are reported under the following protocol: ND < LOD < NQ < LOQ where ND = Not Detected, NQ = Not Quantifiable, LOD = Limit of Detection, LOQ = Limit of Quantitation; the LOD/LOQ may have varied by instrument and quarter. For samples collected after 10/1/2013, samples are reported to a reporting limit (RL) of 0.0050 ug/L for PFOA. For samples collected after 6/30/2016, each target compound RL is 0.0020 ug/L. J = Analyte present, reported value may not be accurate or precise; UJ = Not detected, reporting limit may not be accurate or precise; B = Not detected substantially above the level reported in the laboratory or field blanks. Samples identified as BED1 were collected after the first carbon bed. Samples identified as BED2 were collected after the second carbon bed and represent the treated water. All other samples collected were prior to Chemours treatment. Samples identified with -D or -DUP are duplicate samples. Starting with the 3Q20 samples, the samples are analyzed by USEPA Method 537.1. Prior to 3Q20, the samples were analyzed by a modified method 537. QREP = Qualification Re-Evaluation Program. OMM = Operation, Maintenance, and Monitoring. PWS = Public Water Service. NJDEP = New Jersey Department of Environmental Protection.

**Table 2. Residential Granular Activated Carbon (GAC) Treatment System Results –
Chemours Chambers Works, Deepwater, New Jersey**

Field Sample ID	Date	PFOA	PFOS	PFNA	Comments
BED1	5/11/2021	<0.0020	<0.0020	<0.0020	
BED1	2/3/2021	<0.0020	<0.0020	<0.0020	
BED1-DUP	2/3/2021	<0.0020	<0.0020	<0.0020	
BED1	10/22/2020	<0.0020	<0.0020	<0.0020	
PT	8/19/2020	0.035	0.011	0.016	
BED1	8/19/2020	<0.0020	<0.0020	<0.0020	
BED1	6/11/2020	<0.0020	<0.0020	<0.0020	
BED1	1/16/2020	<0.0020	<0.0020	<0.0020	
BED1	10/1/2019	<0.0020	<0.0020	<0.0020	
PT	7/1/2019	0.037	0.0097	0.011	
BED1	7/1/2019	<0.0020	<0.0020	<0.0020	
BED1	4/2/2019	<0.0020	<0.0020	<0.0020	
	12/3/2018	0.039	0.0093	0.0087	GAC installed 02/19/2019.
	12/3/2018	0.037	0.0091	0.0089	GAC installed 02/19/2019.
Location: 343					
BED1	11/15/2023	<0.0020	<0.0020	<0.0020	
PT	8/29/2023	0.011	<0.0020	<0.0020	
BED1	8/29/2023	<0.0020	<0.0020	<0.0020	

Concentrations are in micrograms per liter (ug/L). Concentrations are rounded by the laboratory and reported to two significant figures. For samples collected prior to 10/1/2013, results for PFOA are reported under the following protocol: ND < LOD < NQ < LOQ where ND = Not Detected, NQ = Not Quantifiable, LOD = Limit of Detection, LOQ = Limit of Quantitation; the LOD/LOQ may have varied by instrument and quarter. For samples collected after 10/1/2013, samples are reported to a reporting limit (RL) of 0.0050 ug/L for PFOA. For samples collected after 6/30/2016, each target compound RL is 0.0020 ug/L. J = Analyte present, reported value may not be accurate or precise; UJ = Not detected, reporting limit may not be accurate or precise; B = Not detected substantially above the level reported in the laboratory or field blanks. Samples identified as BED1 were collected after the first carbon bed. Samples identified as BED2 were collected after the second carbon bed and represent the treated water. All other samples collected were prior to Chemours treatment. Samples identified with -D or -DUP are duplicate samples. Starting with the 3Q20 samples, the samples are analyzed by USEPA Method 537.1. Prior to 3Q20, the samples were analyzed by a modified method 537. QREP = Qualification Re-Evaluation Program. OMM = Operation, Maintenance, and Monitoring. PWS = Public Water Service. NJDEP = New Jersey Department of Environmental Protection.

**Table 2. Residential Granular Activated Carbon (GAC) Treatment System Results –
Chemours Chambers Works, Deepwater, New Jersey**

Field Sample ID	Date	PFOA	PFOS	PFNA	Comments
BED1	5/18/2023	<0.0020	<0.0020	<0.0020	
BED1	2/13/2023	<0.0020	<0.0020	<0.0020	
BED1	10/31/2022	<0.0020	<0.0020	<0.0020	
PT	8/22/2022	0.012	<0.0020	<0.0020	
BED1	8/22/2022	<0.0020	<0.0020	<0.0020	
BED1	5/19/2022	<0.0020	<0.0020	<0.0020	
BED1	2/17/2022	<0.0020	<0.0020	<0.0020	
BED1	10/21/2021	<0.0020	<0.0020	<0.0020	
	5/3/2021	0.014	<0.0020	<0.0020	GAC installed 07/06/2021.
PRE	12/5/2018	0.011	<0.0020	<0.0020	
POST	12/5/2018	<0.0020	<0.0020	<0.0020	
Location: 356					
BED1	10/23/2023	<0.0020	<0.0020	<0.0020	
PT	7/18/2023	0.015	<0.0020	<0.0020	
BED1	7/18/2023	<0.0020	<0.0020	<0.0020	
BED1	4/17/2023	<0.0020	<0.0020	<0.0020	
BED1	1/17/2023	<0.0020	<0.0020	<0.0020	
BED1	10/18/2022	<0.0020	<0.0020	<0.0020	

Concentrations are in micrograms per liter (ug/L). Concentrations are rounded by the laboratory and reported to two significant figures. For samples collected prior to 10/1/2013, results for PFOA are reported under the following protocol: ND < LOD < NQ < LOQ where ND = Not Detected, NQ = Not Quantifiable, LOD = Limit of Detection, LOQ = Limit of Quantitation; the LOD/LOQ may have varied by instrument and quarter. For samples collected after 10/1/2013, samples are reported to a reporting limit (RL) of 0.0050 ug/L for PFOA. For samples collected after 6/30/2016, each target compound RL is 0.0020 ug/L. J = Analyte present, reported value may not be accurate or precise; UJ = Not detected, reporting limit may not be accurate or precise; B = Not detected substantially above the level reported in the laboratory or field blanks. Samples identified as BED1 were collected after the first carbon bed. Samples identified as BED2 were collected after the second carbon bed and represent the treated water. All other samples collected were prior to Chemours treatment. Samples identified with -D or -DUP are duplicate samples. Starting with the 3Q20 samples, the samples are analyzed by USEPA Method 537.1. Prior to 3Q20, the samples were analyzed by a modified method 537. QREP = Qualification Re-Evaluation Program. OMM = Operation, Maintenance, and Monitoring. PWS = Public Water Service. NJDEP = New Jersey Department of Environmental Protection.

**Table 2. Residential Granular Activated Carbon (GAC) Treatment System Results –
Chemours Chambers Works, Deepwater, New Jersey**

Field Sample ID	Date	PFOA	PFOS	PFNA	Comments
	5/25/2022	0.014	<0.0020	<0.0020	GAC installed 08/16/2022.
-DUP	5/25/2022	0.014	<0.0020	<0.0020	GAC installed 08/16/2022.
	4/21/2021	0.0053	<0.0020	<0.0020	
	12/11/2018	0.004	<0.0020	<0.0020	
Location: 358					
BED1	10/23/2023	<0.0020	<0.0020	<0.0020	
PT	7/24/2023	0.031 J	0.0033 J	0.0029 J	
BED1	7/24/2023	<0.0020	<0.0020	<0.0020	
BED1	4/25/2023	<0.0020	<0.0020	<0.0020	
BED1	2/2/2023	<0.0020	<0.0020	<0.0020	
PT	10/14/2022	0.037	0.0038	0.0042	
BED1	10/14/2022	<0.0020	<0.0020	<0.0020	
BED1	5/25/2021	<0.0020	<0.0020	<0.0020	
BED1	2/1/2021	<0.0020	<0.0020	<0.0020	
BED1	10/22/2020	<0.0020	<0.0020	<0.0020	
PT	8/19/2020	0.029	0.0044	0.0026	
BED1	8/19/2020	<0.0020	<0.0020	<0.0020	
BED1	6/12/2020	<0.0020	<0.0020	<0.0020	

Concentrations are in micrograms per liter (ug/L). Concentrations are rounded by the laboratory and reported to two significant figures. For samples collected prior to 10/1/2013, results for PFOA are reported under the following protocol: ND < LOD < NQ < LOQ where ND = Not Detected, NQ = Not Quantifiable, LOD = Limit of Detection, LOQ = Limit of Quantitation; the LOD/LOQ may have varied by instrument and quarter. For samples collected after 10/1/2013, samples are reported to a reporting limit (RL) of 0.0050 ug/L for PFOA. For samples collected after 6/30/2016, each target compound RL is 0.0020 ug/L. J = Analyte present, reported value may not be accurate or precise; UJ = Not detected, reporting limit may not be accurate or precise; B = Not detected substantially above the level reported in the laboratory or field blanks. Samples identified as BED1 were collected after the first carbon bed. Samples identified as BED2 were collected after the second carbon bed and represent the treated water. All other samples collected were prior to Chemours treatment. Samples identified with -D or -DUP are duplicate samples. Starting with the 3Q20 samples, the samples are analyzed by USEPA Method 537.1. Prior to 3Q20, the samples were analyzed by a modified method 537. QREP = Qualification Re-Evaluation Program. OMM = Operation, Maintenance, and Monitoring. PWS = Public Water Service. NJDEP = New Jersey Department of Environmental Protection.

**Table 2. Residential Granular Activated Carbon (GAC) Treatment System Results –
Chemours Chambers Works, Deepwater, New Jersey**

Field Sample ID	Date	PFOA	PFOS	PFNA	Comments
BED1	1/17/2020	<0.0020	<0.0020	<0.0020	
BED1	10/3/2019	<0.0020	<0.0020	<0.0020	
PT	7/8/2019	0.040	0.0033	0.0034	
BED1	7/8/2019	<0.0020	<0.0020	<0.0020	
BED1	4/2/2019	<0.0020	<0.0020	<0.0020	
	12/11/2018	0.018	0.0027	<0.0020	GAC installed 03/13/2019.
Location: 361					
BED1	11/29/2023	<0.0020	<0.0020	<0.0020	
PT	9/13/2023	0.046	0.047	0.039	
BED1	9/13/2023	<0.0020	<0.0020	<0.0020	
BED1	6/15/2023	<0.0020	<0.0020	<0.0020	
BED1	3/20/2023	<0.0020	<0.0020	<0.0020	
BED1	11/8/2022	<0.0020	<0.0020	<0.0020	
PT	9/7/2022	0.047	0.035	0.035	
BED1	9/7/2022	<0.0020	<0.0020	<0.0020	
BED1	6/14/2022	<0.0020	<0.0020	<0.0020	
BED1	11/30/2021	<0.0020	<0.0020	<0.0020	
PT	9/1/2021	0.10	0.037	0.044	

Concentrations are in micrograms per liter (ug/L). Concentrations are rounded by the laboratory and reported to two significant figures. For samples collected prior to 10/1/2013, results for PFOA are reported under the following protocol: ND < LOD < NQ < LOQ where ND = Not Detected, NQ = Not Quantifiable, LOD = Limit of Detection, LOQ = Limit of Quantitation; the LOD/LOQ may have varied by instrument and quarter. For samples collected after 10/1/2013, samples are reported to a reporting limit (RL) of 0.0050 ug/L for PFOA. For samples collected after 6/30/2016, each target compound RL is 0.0020 ug/L. J = Analyte present, reported value may not be accurate or precise; UJ = Not detected, reporting limit may not be accurate or precise; B = Not detected substantially above the level reported in the laboratory or field blanks. Samples identified as BED1 were collected after the first carbon bed. Samples identified as BED2 were collected after the second carbon bed and represent the treated water. All other samples collected were prior to Chemours treatment. Samples identified with -D or -DUP are duplicate samples. Starting with the 3Q20 samples, the samples are analyzed by USEPA Method 537.1. Prior to 3Q20, the samples were analyzed by a modified method 537. QREP = Qualification Re-Evaluation Program. OMM = Operation, Maintenance, and Monitoring. PWS = Public Water Service. NJDEP = New Jersey Department of Environmental Protection.

**Table 2. Residential Granular Activated Carbon (GAC) Treatment System Results –
Chemours Chambers Works, Deepwater, New Jersey**

Field Sample ID	Date	PFOA	PFOS	PFNA	Comments
BED1	9/1/2021	<0.0020	<0.0020	<0.0020	
BED1	6/11/2021	<0.0020	<0.0020	<0.0020	
BED1	2/1/2021	<0.0020	<0.0020	<0.0020	
BED1	10/7/2020	<0.0020	<0.0020	<0.0020	
PT	8/4/2020	0.062 J	0.031 J	0.022 J	
BED1	8/4/2020	<0.002	<0.002	<0.002	
BED1	1/20/2020	<0.0020	<0.0020	<0.0020	
BED1	10/7/2019	<0.0020	<0.0020	<0.0020	
	12/13/2018	0.08	0.047	0.038	GAC installed 08/05/2019.
Location: 369					
BED1	10/3/2023	<0.0020	<0.0020	<0.0020	
PT	7/5/2023	0.0041	0.0047	0.0025	
BED1	7/5/2023	<0.0020	<0.0020	<0.0020	
BED1	4/3/2023	<0.0020	<0.0020	<0.0020	
BED1	1/4/2023	<0.0020	<0.0020	<0.0020	
BED1	10/6/2022	<0.0020	<0.0020	<0.0020	
PT	7/6/2022	<0.0020	<0.0020	<0.0020	
BED1	7/6/2022	<0.0020	<0.0020	<0.0020	

Concentrations are in micrograms per liter (ug/L). Concentrations are rounded by the laboratory and reported to two significant figures. For samples collected prior to 10/1/2013, results for PFOA are reported under the following protocol: ND < LOD < NQ < LOQ where ND = Not Detected, NQ = Not Quantifiable, LOD = Limit of Detection, LOQ = Limit of Quantitation; the LOD/LOQ may have varied by instrument and quarter. For samples collected after 10/1/2013, samples are reported to a reporting limit (RL) of 0.0050 ug/L for PFOA. For samples collected after 6/30/2016, each target compound RL is 0.0020 ug/L. J = Analyte present, reported value may not be accurate or precise; UJ = Not detected, reporting limit may not be accurate or precise; B = Not detected substantially above the level reported in the laboratory or field blanks. Samples identified as BED1 were collected after the first carbon bed. Samples identified as BED2 were collected after the second carbon bed and represent the treated water. All other samples collected were prior to Chemours treatment. Samples identified with -D or -DUP are duplicate samples. Starting with the 3Q20 samples, the samples are analyzed by USEPA Method 537.1. Prior to 3Q20, the samples were analyzed by a modified method 537. QREP = Qualification Re-Evaluation Program. OMM = Operation, Maintenance, and Monitoring. PWS = Public Water Service. NJDEP = New Jersey Department of Environmental Protection.

**Table 2. Residential Granular Activated Carbon (GAC) Treatment System Results –
Chemours Chambers Works, Deepwater, New Jersey**

Field Sample ID	Date	PFOA	PFOS	PFNA	Comments
BED1	4/5/2022	<0.0020	<0.0020	<0.0020	
BED1	1/3/2022	<0.0020	<0.0020	<0.0020	
BED1	10/1/2021	<0.0020	<0.0020	<0.0020	
BED1-DUP	10/1/2021	<0.0020	<0.0020	<0.0020	
PT	7/6/2021	0.0038 J	0.0026	<0.0020 UJ	
BED1	7/6/2021	<0.0020	<0.0020	<0.0020	
BED1	4/5/2021	<0.0020	<0.0020	<0.0020	
BED1	1/21/2021	<0.0020	<0.0020	<0.0020	
BED1	10/5/2020	<0.0020	<0.0020	<0.0020	
PT	7/28/2020	<0.0020	<0.0020	<0.0020	
BED1	7/28/2020	<0.0020	<0.0020	<0.0020	
BED1	6/3/2020	<0.0020	<0.0020	<0.0020	
BED1	1/20/2020	<0.0020	<0.0020	<0.0020	
BED1	10/1/2019	<0.0020	<0.0020	<0.0020	
PT	7/1/2019	<0.0020	<0.0020	<0.0020	
BED1	7/1/2019	<0.0020	<0.0020	<0.0020	
	1/11/2019	0.06	0.028	0.018	GAC installed 05/22/2019.

Concentrations are in micrograms per liter (ug/L). Concentrations are rounded by the laboratory and reported to two significant figures. For samples collected prior to 10/1/2013, results for PFOA are reported under the following protocol: ND < LOD < NQ < LOQ where ND = Not Detected, NQ = Not Quantifiable, LOD = Limit of Detection, LOQ = Limit of Quantitation; the LOD/LOQ may have varied by instrument and quarter. For samples collected after 10/1/2013, samples are reported to a reporting limit (RL) of 0.0050 ug/L for PFOA. For samples collected after 6/30/2016, each target compound RL is 0.0020 ug/L. J = Analyte present, reported value may not be accurate or precise; UJ = Not detected, reporting limit may not be accurate or precise; B = Not detected substantially above the level reported in the laboratory or field blanks. Samples identified as BED1 were collected after the first carbon bed. Samples identified as BED2 were collected after the second carbon bed and represent the treated water. All other samples collected were prior to Chemours treatment. Samples identified with -D or -DUP are duplicate samples. Starting with the 3Q20 samples, the samples are analyzed by USEPA Method 537.1. Prior to 3Q20, the samples were analyzed by a modified method 537. QREP = Qualification Re-Evaluation Program. OMM = Operation, Maintenance, and Monitoring. PWS = Public Water Service. NJDEP = New Jersey Department of Environmental Protection.

**Table 2. Residential Granular Activated Carbon (GAC) Treatment System Results –
Chemours Chambers Works, Deepwater, New Jersey**

Field Sample ID	Date	PFOA	PFOS	PFNA	Comments
Location: 378					
BED1	11/29/2023	<0.0020	<0.0020	<0.0020	
PT	9/6/2023	0.10	0.018	0.039	
BED1	9/6/2023	<0.0020	<0.0020	<0.0020	
BED1	5/25/2023	<0.0020	<0.0020	<0.0020	
BED1-DUP	5/25/2023	<0.0020 UJ	<0.0020 UJ	<0.0020 UJ	
BED1	2/16/2023	<0.0020	<0.0020	<0.0020	
BED1	10/24/2022	<0.0020	<0.0020	<0.0020	
PT	7/25/2022	0.064	0.011	0.037	
BED1	7/25/2022	<0.0020	<0.0020	<0.0020	
BED1	4/20/2022	<0.0020	<0.0020	<0.0020	
BED1	1/3/2022	<0.0020	<0.0020	<0.0020	
BED1	10/4/2021	<0.0020	<0.0020	<0.0020	
PT	7/7/2021	0.060	0.0083	0.033	
BED1	7/7/2021	<0.0020	<0.0020	<0.0020	
BED1	4/7/2021	<0.0020	<0.0020	<0.0020	
BED1-DUP	4/7/2021	<0.0020	<0.0020	<0.0020	
BED1	1/12/2021	<0.0020	<0.0020	<0.0020	

Concentrations are in micrograms per liter (ug/L). Concentrations are rounded by the laboratory and reported to two significant figures. For samples collected prior to 10/1/2013, results for PFOA are reported under the following protocol: ND < LOD < NQ < LOQ where ND = Not Detected, NQ = Not Quantifiable, LOD = Limit of Detection, LOQ = Limit of Quantitation; the LOD/LOQ may have varied by instrument and quarter. For samples collected after 10/1/2013, samples are reported to a reporting limit (RL) of 0.0050 ug/L for PFOA. For samples collected after 6/30/2016, each target compound RL is 0.0020 ug/L. J = Analyte present, reported value may not be accurate or precise; UJ = Not detected, reporting limit may not be accurate or precise; B = Not detected substantially above the level reported in the laboratory or field blanks. Samples identified as BED1 were collected after the first carbon bed. Samples identified as BED2 were collected after the second carbon bed and represent the treated water. All other samples collected were prior to Chemours treatment. Samples identified with -D or -DUP are duplicate samples. Starting with the 3Q20 samples, the samples are analyzed by USEPA Method 537.1. Prior to 3Q20, the samples were analyzed by a modified method 537. QREP = Qualification Re-Evaluation Program. OMM = Operation, Maintenance, and Monitoring. PWS = Public Water Service. NJDEP = New Jersey Department of Environmental Protection.

**Table 2. Residential Granular Activated Carbon (GAC) Treatment System Results –
Chemours Chambers Works, Deepwater, New Jersey**

Field Sample ID	Date	PFOA	PFOS	PFNA	Comments
BED1	10/5/2020	<0.0020	<0.0020	<0.0020	
PT	7/28/2020	0.046	0.0065	0.018	
BED1	7/28/2020	<0.0020	<0.0020	<0.0020	
BED1	6/3/2020	<0.0020	<0.0020	<0.0020	
BED1	2/11/2020	<0.0020	<0.0020	<0.0020	
BED1	11/8/2019	<0.0020	<0.0020	<0.0020	
PT	9/3/2019	0.081	0.016	0.044	
BED1	9/3/2019	<0.0020	<0.0020	<0.0020	
	2/7/2019	0.22	0.013	0.057	GAC installed 04/26/2019.
Location: 379					
BED1	10/17/2023	<0.0020	<0.0020	<0.0020	
PT	8/1/2023	<0.0020	<0.0020	<0.0020	
BED1	8/1/2023	<0.0020	<0.0020	<0.0020	
BED1	4/25/2023	<0.0020	<0.0020	<0.0020	
BED1	1/31/2023	<0.0020	<0.0020	<0.0020	
BED1	10/24/2022	<0.0020	<0.0020	<0.0020	
PT	8/3/2022	0.0022	<0.0020	<0.0020	
BED1	8/3/2022	<0.0020	<0.0020	<0.0020	

Concentrations are in micrograms per liter (ug/L). Concentrations are rounded by the laboratory and reported to two significant figures. For samples collected prior to 10/1/2013, results for PFOA are reported under the following protocol: ND < LOD < NQ < LOQ where ND = Not Detected, NQ = Not Quantifiable, LOD = Limit of Detection, LOQ = Limit of Quantitation; the LOD/LOQ may have varied by instrument and quarter. For samples collected after 10/1/2013, samples are reported to a reporting limit (RL) of 0.0050 ug/L for PFOA. For samples collected after 6/30/2016, each target compound RL is 0.0020 ug/L. J = Analyte present, reported value may not be accurate or precise; UJ = Not detected, reporting limit may not be accurate or precise; B = Not detected substantially above the level reported in the laboratory or field blanks. Samples identified as BED1 were collected after the first carbon bed. Samples identified as BED2 were collected after the second carbon bed and represent the treated water. All other samples collected were prior to Chemours treatment. Samples identified with -D or -DUP are duplicate samples. Starting with the 3Q20 samples, the samples are analyzed by USEPA Method 537.1. Prior to 3Q20, the samples were analyzed by a modified method 537. QREP = Qualification Re-Evaluation Program. OMM = Operation, Maintenance, and Monitoring. PWS = Public Water Service. NJDEP = New Jersey Department of Environmental Protection.

**Table 2. Residential Granular Activated Carbon (GAC) Treatment System Results –
Chemours Chambers Works, Deepwater, New Jersey**

Field Sample ID	Date	PFOA	PFOS	PFNA	Comments
BED1	4/19/2022	<0.0020	<0.0020	<0.0020	
BED1	1/19/2022	<0.0020	<0.0020	<0.0020	
BED1	10/15/2021	<0.0020	<0.0020	<0.0020	
PT	7/20/2021	0.0064	<0.0020	<0.0020	
BED1	7/20/2021	<0.0020	<0.0020	<0.0020	
BED1	4/23/2021	<0.0020	<0.0020	<0.0020	
BED1	2/1/2021	<0.0020	<0.0020	<0.0020	
BED1	10/20/2020	<0.0020	<0.0020	<0.0020	
PT	8/19/2020	0.0099	<0.0020	<0.0020	
BED1	8/19/2020	<0.0020	<0.0020	<0.0020	
BED1	6/12/2020	<0.0020	<0.0020	<0.0020	
BED1	3/4/2020	<0.0020	<0.0020	<0.0020	
PT	7/3/2019	0.0026	<0.0020	<0.0020	
BED1	7/3/2019	<0.0020	<0.0020	<0.0020	
	2/7/2019	0.014	<0.0020	0.0031	GAC installed 05/01/2019.
Location: 380					
BED1	11/8/2023	<0.0020	<0.0020	<0.0020	
PT	7/24/2023	0.036	0.0020	0.0021	

Concentrations are in micrograms per liter (ug/L). Concentrations are rounded by the laboratory and reported to two significant figures. For samples collected prior to 10/1/2013, results for PFOA are reported under the following protocol: ND < LOD < NQ < LOQ where ND = Not Detected, NQ = Not Quantifiable, LOD = Limit of Detection, LOQ = Limit of Quantitation; the LOD/LOQ may have varied by instrument and quarter. For samples collected after 10/1/2013, samples are reported to a reporting limit (RL) of 0.0050 ug/L for PFOA. For samples collected after 6/30/2016, each target compound RL is 0.0020 ug/L. J = Analyte present, reported value may not be accurate or precise; UJ = Not detected, reporting limit may not be accurate or precise; B = Not detected substantially above the level reported in the laboratory or field blanks. Samples identified as BED1 were collected after the first carbon bed. Samples identified as BED2 were collected after the second carbon bed and represent the treated water. All other samples collected were prior to Chemours treatment. Samples identified with -D or -DUP are duplicate samples. Starting with the 3Q20 samples, the samples are analyzed by USEPA Method 537.1. Prior to 3Q20, the samples were analyzed by a modified method 537. QREP = Qualification Re-Evaluation Program. OMM = Operation, Maintenance, and Monitoring. PWS = Public Water Service. NJDEP = New Jersey Department of Environmental Protection.

**Table 2. Residential Granular Activated Carbon (GAC) Treatment System Results –
Chemours Chambers Works, Deepwater, New Jersey**

Field Sample ID	Date	PFOA	PFOS	PFNA	Comments
BED1	7/24/2023	<0.0020	<0.0020	<0.0020	
BED1	4/26/2023	<0.0020	<0.0020	<0.0020	
BED1	2/13/2023	<0.0020	<0.0020	<0.0020	
BED1	11/7/2022	<0.0020	<0.0020	<0.0020	
PT	8/29/2022	0.045	0.0026	<0.0020	
BED1	8/29/2022	<0.0020	<0.0020	<0.0020	
BED1	5/11/2022	<0.0020	<0.0020	<0.0020	
BED1	2/14/2022	<0.0020	<0.0020	<0.0020	
BED1	11/15/2021	<0.0020	<0.0020	<0.0020	
PT	9/2/2021	0.058	0.0033 J	0.0035	
BED1	9/2/2021	<0.0020	<0.0020	<0.0020	
BED1	6/21/2021	<0.0020	<0.0020	<0.0020	
BED1	3/17/2021	<0.0020	<0.0020	<0.0020	
BED1	11/4/2020	<0.0020	<0.0020	<0.0020	
PT	8/26/2020	0.057	0.0028	0.0021	
BED1	8/26/2020	<0.0020	<0.0020	<0.0020	
BED1	6/10/2020	<0.0020	<0.0020	<0.0020	
BED1	1/30/2020	<0.0020	<0.0020	<0.0020	

Concentrations are in micrograms per liter (ug/L). Concentrations are rounded by the laboratory and reported to two significant figures. For samples collected prior to 10/1/2013, results for PFOA are reported under the following protocol: ND < LOD < NQ < LOQ where ND = Not Detected, NQ = Not Quantifiable, LOD = Limit of Detection, LOQ = Limit of Quantitation; the LOD/LOQ may have varied by instrument and quarter. For samples collected after 10/1/2013, samples are reported to a reporting limit (RL) of 0.0050 ug/L for PFOA. For samples collected after 6/30/2016, each target compound RL is 0.0020 ug/L. J = Analyte present, reported value may not be accurate or precise; UJ = Not detected, reporting limit may not be accurate or precise; B = Not detected substantially above the level reported in the laboratory or field blanks. Samples identified as BED1 were collected after the first carbon bed. Samples identified as BED2 were collected after the second carbon bed and represent the treated water. All other samples collected were prior to Chemours treatment. Samples identified with -D or -DUP are duplicate samples. Starting with the 3Q20 samples, the samples are analyzed by USEPA Method 537.1. Prior to 3Q20, the samples were analyzed by a modified method 537. QREP = Qualification Re-Evaluation Program. OMM = Operation, Maintenance, and Monitoring. PWS = Public Water Service. NJDEP = New Jersey Department of Environmental Protection.

**Table 2. Residential Granular Activated Carbon (GAC) Treatment System Results –
Chemours Chambers Works, Deepwater, New Jersey**

Field Sample ID	Date	PFOA	PFOS	PFNA	Comments
BED1	10/16/2019	<0.0020	<0.0020	<0.0020	
PT	7/22/2019	0.062	0.0030	0.0033	
BED1	7/22/2019	<0.0020	<0.0020	<0.0020	
BED1	4/9/2019	<0.0020	<0.0020	<0.0020	
POST	2/7/2019	0.067	0.0029	0.0034	GAC installed 03/27/2019.
PRE	2/7/2019	0.072	0.0029	0.0036	GAC installed 03/27/2019.
Location: 384					
BED1	11/28/2023	<0.0020	<0.0020	<0.0020	
BED1-DUP	11/28/2023	<0.0020	<0.0020	<0.0020	
PT	9/6/2023	0.046	0.0032	0.0062	
BED1	9/6/2023	<0.0020	<0.0020	<0.0020	
BED1	6/8/2023	<0.0020	<0.0020	<0.0020	
BED1	3/8/2023	<0.0020	<0.0020	<0.0020	
BED1	12/22/2022	<0.0020	<0.0020	<0.0020	
PT	9/13/2022	0.047	0.0021	0.0058	
BED1	9/13/2022	<0.0020	<0.0020	<0.0020	
BED1	4/19/2022	<0.0020	<0.0020	<0.0020	
	2/15/2019	0.061	0.004	0.005	GAC installed 01/06/2022.

Concentrations are in micrograms per liter (ug/L). Concentrations are rounded by the laboratory and reported to two significant figures. For samples collected prior to 10/1/2013, results for PFOA are reported under the following protocol: ND < LOD < NQ < LOQ where ND = Not Detected, NQ = Not Quantifiable, LOD = Limit of Detection, LOQ = Limit of Quantitation; the LOD/LOQ may have varied by instrument and quarter. For samples collected after 10/1/2013, samples are reported to a reporting limit (RL) of 0.0050 ug/L for PFOA. For samples collected after 6/30/2016, each target compound RL is 0.0020 ug/L. J = Analyte present, reported value may not be accurate or precise; UJ = Not detected, reporting limit may not be accurate or precise; B = Not detected substantially above the level reported in the laboratory or field blanks. Samples identified as BED1 were collected after the first carbon bed. Samples identified as BED2 were collected after the second carbon bed and represent the treated water. All other samples collected were prior to Chemours treatment. Samples identified with -D or -DUP are duplicate samples. Starting with the 3Q20 samples, the samples are analyzed by USEPA Method 537.1. Prior to 3Q20, the samples were analyzed by a modified method 537. QREP = Qualification Re-Evaluation Program. OMM = Operation, Maintenance, and Monitoring. PWS = Public Water Service. NJDEP = New Jersey Department of Environmental Protection.

**Table 2. Residential Granular Activated Carbon (GAC) Treatment System Results –
Chemours Chambers Works, Deepwater, New Jersey**

Field Sample ID	Date	PFOA	PFOS	PFNA	Comments
Location: 388					
BED1	11/1/2023	<0.0020	<0.0020	<0.0020	
PT	8/21/2023	0.047	0.0094	0.0074	
BED1	8/21/2023	<0.0020	<0.0020	<0.0020	
BED1	5/31/2023	<0.0020	<0.0020	<0.0020	
BED1	3/8/2023	<0.0020	<0.0020	<0.0020	
BED1	12/21/2022	<0.0020	<0.0020	<0.0020	
PT	9/14/2022	0.037	0.023	0.0040	
BED1	9/14/2022	<0.0020	<0.0020	<0.0020	
BED1	6/15/2022	<0.0020	<0.0020	<0.0020	
BED1	3/9/2022	<0.0020	<0.0020	<0.0020	
BED1	11/11/2021	<0.0020	<0.0020	<0.0020	
PT	7/21/2021	0.039	0.0053	0.0055	
BED1	7/21/2021	<0.0020	<0.0020	<0.0020	
BED1	4/22/2021	<0.0020	<0.0020	<0.0020	
BED1	1/11/2021	<0.0020	<0.0020	<0.0020	
PT	8/26/2020	0.062	0.035	0.0080	
BED1	8/26/2020	<0.0020	<0.0020	<0.0020	

Concentrations are in micrograms per liter (ug/L). Concentrations are rounded by the laboratory and reported to two significant figures. For samples collected prior to 10/1/2013, results for PFOA are reported under the following protocol: ND < LOD < NQ < LOQ where ND = Not Detected, NQ = Not Quantifiable, LOD = Limit of Detection, LOQ = Limit of Quantitation; the LOD/LOQ may have varied by instrument and quarter. For samples collected after 10/1/2013, samples are reported to a reporting limit (RL) of 0.0050 ug/L for PFOA. For samples collected after 6/30/2016, each target compound RL is 0.0020 ug/L. J = Analyte present, reported value may not be accurate or precise; UJ = Not detected, reporting limit may not be accurate or precise; B = Not detected substantially above the level reported in the laboratory or field blanks. Samples identified as BED1 were collected after the first carbon bed. Samples identified as BED2 were collected after the second carbon bed and represent the treated water. All other samples collected were prior to Chemours treatment. Samples identified with -D or -DUP are duplicate samples. Starting with the 3Q20 samples, the samples are analyzed by USEPA Method 537.1. Prior to 3Q20, the samples were analyzed by a modified method 537. QREP = Qualification Re-Evaluation Program. OMM = Operation, Maintenance, and Monitoring. PWS = Public Water Service. NJDEP = New Jersey Department of Environmental Protection.

**Table 2. Residential Granular Activated Carbon (GAC) Treatment System Results –
Chemours Chambers Works, Deepwater, New Jersey**

Field Sample ID	Date	PFOA	PFOS	PFNA	Comments
BED1	6/3/2020	<0.0020	<0.0020	<0.0020	
BED1	1/21/2020	<0.0020	<0.0020	<0.0020	
BED1	10/2/2019	<0.0020	<0.0020	<0.0020	
PT	7/3/2019	0.056	0.011	0.0041	
BED1	7/3/2019	<0.0020	<0.0020	<0.0020	
	2/26/2019	0.073	0.013	0.0074	GAC installed 05/08/2019.
Location: 390					
BED1	11/6/2023	<0.0020	<0.0020	<0.0020	
PT	7/18/2023	0.078	<0.0020	0.0086	
BED1	7/18/2023	<0.0020	<0.0020	<0.0020	
BED1	4/13/2023	<0.0020	<0.0020	<0.0020	
BED1	1/9/2023	<0.0020	<0.0020	<0.0020	
BED1	10/11/2022	<0.0020	<0.0020	<0.0020	
PT	7/20/2022	0.078	<0.0020	0.0074	
BED1	7/20/2022	<0.0020	<0.0020	<0.0020	
BED1-DUP	7/20/2022	<0.0020	<0.0020	<0.0020	
BED1	4/12/2022	<0.0020	<0.0020	<0.0020	
BED1	1/19/2022	<0.0020	<0.0020	<0.0020	

Concentrations are in micrograms per liter (ug/L). Concentrations are rounded by the laboratory and reported to two significant figures. For samples collected prior to 10/1/2013, results for PFOA are reported under the following protocol: ND < LOD < NQ < LOQ where ND = Not Detected, NQ = Not Quantifiable, LOD = Limit of Detection, LOQ = Limit of Quantitation; the LOD/LOQ may have varied by instrument and quarter. For samples collected after 10/1/2013, samples are reported to a reporting limit (RL) of 0.0050 ug/L for PFOA. For samples collected after 6/30/2016, each target compound RL is 0.0020 ug/L. J = Analyte present, reported value may not be accurate or precise; UJ = Not detected, reporting limit may not be accurate or precise; B = Not detected substantially above the level reported in the laboratory or field blanks. Samples identified as BED1 were collected after the first carbon bed. Samples identified as BED2 were collected after the second carbon bed and represent the treated water. All other samples collected were prior to Chemours treatment. Samples identified with -D or -DUP are duplicate samples. Starting with the 3Q20 samples, the samples are analyzed by USEPA Method 537.1. Prior to 3Q20, the samples were analyzed by a modified method 537. QREP = Qualification Re-Evaluation Program. OMM = Operation, Maintenance, and Monitoring. PWS = Public Water Service. NJDEP = New Jersey Department of Environmental Protection.

**Table 2. Residential Granular Activated Carbon (GAC) Treatment System Results –
Chemours Chambers Works, Deepwater, New Jersey**

Field Sample ID	Date	PFOA	PFOS	PFNA	Comments
BED1	10/19/2021	<0.0020	<0.0020	<0.0020	
PT	8/2/2021	0.10	<0.0020	0.0070	
BED1	8/2/2021	<0.0020	<0.0020	<0.0020	
BED1	5/5/2021	<0.0020	<0.0020	<0.0020	
BED1-DUP	5/5/2021	<0.0020	<0.0020	<0.0020	
BED1	2/11/2021	<0.0020	<0.0020	<0.0020	
BED1	11/9/2020	<0.0020	<0.0020	<0.0020	
PT	9/9/2020	0.082	<0.0020	0.0087	
BED1	9/9/2020	<0.0020	<0.0020	<0.0020	
BED1	6/19/2020	<0.0020	<0.0020	<0.0020	
BED1	2/26/2020	<0.0020	<0.0020	<0.0020	
BED1	11/20/2019	<0.0020	<0.0020	<0.0020	
PT	9/19/2019	0.094	<0.0020	0.0066	
BED1	9/19/2019	<0.0020	<0.0020	<0.0020	
	3/6/2019	0.13	0.0023	0.017	GAC installed 04/23/2019.
Location: 391					
BED1	12/5/2023	<0.0020	<0.0020	<0.0020	
PT	9/13/2023	0.049	0.0058	0.013	

Concentrations are in micrograms per liter (ug/L). Concentrations are rounded by the laboratory and reported to two significant figures. For samples collected prior to 10/1/2013, results for PFOA are reported under the following protocol: ND < LOD < NQ < LOQ where ND = Not Detected, NQ = Not Quantifiable, LOD = Limit of Detection, LOQ = Limit of Quantitation; the LOD/LOQ may have varied by instrument and quarter. For samples collected after 10/1/2013, samples are reported to a reporting limit (RL) of 0.0050 ug/L for PFOA. For samples collected after 6/30/2016, each target compound RL is 0.0020 ug/L. J = Analyte present, reported value may not be accurate or precise; UJ = Not detected, reporting limit may not be accurate or precise; B = Not detected substantially above the level reported in the laboratory or field blanks. Samples identified as BED1 were collected after the first carbon bed. Samples identified as BED2 were collected after the second carbon bed and represent the treated water. All other samples collected were prior to Chemours treatment. Samples identified with -D or -DUP are duplicate samples. Starting with the 3Q20 samples, the samples are analyzed by USEPA Method 537.1. Prior to 3Q20, the samples were analyzed by a modified method 537. QREP = Qualification Re-Evaluation Program. OMM = Operation, Maintenance, and Monitoring. PWS = Public Water Service. NJDEP = New Jersey Department of Environmental Protection.

**Table 2. Residential Granular Activated Carbon (GAC) Treatment System Results –
Chemours Chambers Works, Deepwater, New Jersey**

Field Sample ID	Date	PFOA	PFOS	PFNA	Comments
BED1	9/13/2023	<0.0020	<0.0020	<0.0020	
BED1	6/20/2023	<0.0020 UJ	<0.0020 UJ	<0.0020 UJ	
BED1	3/16/2023	<0.0020	<0.0020	<0.0020	
BED1	10/5/2022	<0.0020 UJ	<0.0020	<0.0020 UJ	
PT	7/6/2022	0.055	0.0045 J	0.012	
BED1	7/6/2022	<0.0020	<0.0020	<0.0020	
BED1	3/9/2022	<0.0020	<0.0020	<0.0020	
BED1	11/16/2021	<0.0020	<0.0020	<0.0020	
PT	9/9/2021	0.070	0.0050	0.012	
BED1	9/9/2021	<0.0020	<0.0020	<0.0020	
BED1	5/26/2021	<0.0020	<0.0020	<0.0020	
BED1	11/17/2020	<0.0020	<0.0020	<0.0020	
PT	9/22/2020	0.071	0.0059	0.014	
BED1	9/22/2020	<0.0020	<0.0020	<0.0020	
BED1	6/30/2020	<0.0020	<0.0020	<0.0020	
BED1	3/13/2020	<0.0020	<0.0020	<0.0020	
PT	7/1/2019	0.10	0.0058	0.0073	
BED1	7/1/2019	<0.0020	<0.0020	<0.0020	

Concentrations are in micrograms per liter (ug/L). Concentrations are rounded by the laboratory and reported to two significant figures. For samples collected prior to 10/1/2013, results for PFOA are reported under the following protocol: ND < LOD < NQ < LOQ where ND = Not Detected, NQ = Not Quantifiable, LOD = Limit of Detection, LOQ = Limit of Quantitation; the LOD/LOQ may have varied by instrument and quarter. For samples collected after 10/1/2013, samples are reported to a reporting limit (RL) of 0.0050 ug/L for PFOA. For samples collected after 6/30/2016, each target compound RL is 0.0020 ug/L. J = Analyte present, reported value may not be accurate or precise; UJ = Not detected, reporting limit may not be accurate or precise; B = Not detected substantially above the level reported in the laboratory or field blanks. Samples identified as BED1 were collected after the first carbon bed. Samples identified as BED2 were collected after the second carbon bed and represent the treated water. All other samples collected were prior to Chemours treatment. Samples identified with -D or -DUP are duplicate samples. Starting with the 3Q20 samples, the samples are analyzed by USEPA Method 537.1. Prior to 3Q20, the samples were analyzed by a modified method 537. QREP = Qualification Re-Evaluation Program. OMM = Operation, Maintenance, and Monitoring. PWS = Public Water Service. NJDEP = New Jersey Department of Environmental Protection.

**Table 2. Residential Granular Activated Carbon (GAC) Treatment System Results –
Chemours Chambers Works, Deepwater, New Jersey**

Field Sample ID	Date	PFOA	PFOS	PFNA	Comments
	3/8/2019	0.099	0.014	0.011	GAC installed 05/17/2019.
Location: 393					
BED1	10/16/2023	<0.0020	<0.0020	<0.0020	
PT	7/31/2023	0.045	<0.0020	<0.0020	
BED1	7/31/2023	<0.0020	<0.0020	<0.0020	
BED1	4/26/2023	<0.0020	<0.0020	<0.0020	
BED1	1/30/2023	<0.0020	<0.0020	<0.0020	
BED1	10/24/2022	<0.0020	<0.0020	<0.0020	
PT	8/15/2022	0.043	<0.0020	<0.0020	
BED1	8/15/2022	<0.0020	<0.0020	<0.0020	
BED1	5/11/2022	<0.0020	<0.0020	<0.0020	
BED1	2/14/2022	<0.0020	<0.0020	<0.0020	
BED1	11/15/2021	<0.0020	<0.0020	<0.0020	
PT	9/1/2021	0.047	<0.0020	<0.0020	
BED1	9/1/2021	<0.0020	<0.0020	<0.0020	
BED1	6/14/2021	<0.0020	<0.0020	<0.0020	
BED1	3/17/2021	<0.0020	<0.0020	<0.0020	
BED1	11/30/2020	<0.0020	<0.0020	<0.0020	

Concentrations are in micrograms per liter (ug/L). Concentrations are rounded by the laboratory and reported to two significant figures. For samples collected prior to 10/1/2013, results for PFOA are reported under the following protocol: ND < LOD < NQ < LOQ where ND = Not Detected, NQ = Not Quantifiable, LOD = Limit of Detection, LOQ = Limit of Quantitation; the LOD/LOQ may have varied by instrument and quarter. For samples collected after 10/1/2013, samples are reported to a reporting limit (RL) of 0.0050 ug/L for PFOA. For samples collected after 6/30/2016, each target compound RL is 0.0020 ug/L. J = Analyte present, reported value may not be accurate or precise; UJ = Not detected, reporting limit may not be accurate or precise; B = Not detected substantially above the level reported in the laboratory or field blanks. Samples identified as BED1 were collected after the first carbon bed. Samples identified as BED2 were collected after the second carbon bed and represent the treated water. All other samples collected were prior to Chemours treatment. Samples identified with -D or -DUP are duplicate samples. Starting with the 3Q20 samples, the samples are analyzed by USEPA Method 537.1. Prior to 3Q20, the samples were analyzed by a modified method 537. QREP = Qualification Re-Evaluation Program. OMM = Operation, Maintenance, and Monitoring. PWS = Public Water Service. NJDEP = New Jersey Department of Environmental Protection.

**Table 2. Residential Granular Activated Carbon (GAC) Treatment System Results –
Chemours Chambers Works, Deepwater, New Jersey**

Field Sample ID	Date	PFOA	PFOS	PFNA	Comments
PT	9/14/2020	0.039	<0.0020	<0.0020	
BED1	9/14/2020	<0.0020	<0.0020	<0.0020	
BED1	6/24/2020	<0.0020	<0.0020	<0.0020	
BED1	3/6/2020	<0.0020	<0.0020	<0.0020	
BED1	12/12/2019	<0.0020	<0.0020	<0.0020	
	4/16/2019	0.032	<0.0020	<0.0020	GAC installed 06/20/2019.
Location: 398					
BED1	12/6/2023	<0.0020	<0.0020	<0.0020	
PT	9/11/2023	0.083	0.0024	<0.0020	
BED1	9/11/2023	<0.0020	<0.0020	<0.0020	
BED1	6/12/2023	<0.0020	<0.0020	<0.0020	
BED1	3/20/2023	<0.0020	<0.0020	<0.0020	
BED1	10/31/2022	<0.0020	<0.0020	<0.0020	
PT	8/25/2022	0.074	<0.0020	<0.0020	
BED1	8/25/2022	<0.0020	<0.0020	<0.0020	
BED1	4/13/2022	<0.0020 UJ	<0.0020 UJ	<0.0020 UJ	
BED1	1/24/2022	<0.0020	<0.0020	<0.0020	
BED1	10/25/2021	<0.0020	<0.0020	<0.0020	

Concentrations are in micrograms per liter (ug/L). Concentrations are rounded by the laboratory and reported to two significant figures. For samples collected prior to 10/1/2013, results for PFOA are reported under the following protocol: ND < LOD < NQ < LOQ where ND = Not Detected, NQ = Not Quantifiable, LOD = Limit of Detection, LOQ = Limit of Quantitation; the LOD/LOQ may have varied by instrument and quarter. For samples collected after 10/1/2013, samples are reported to a reporting limit (RL) of 0.0050 ug/L for PFOA. For samples collected after 6/30/2016, each target compound RL is 0.0020 ug/L. J = Analyte present, reported value may not be accurate or precise; UJ = Not detected, reporting limit may not be accurate or precise; B = Not detected substantially above the level reported in the laboratory or field blanks. Samples identified as BED1 were collected after the first carbon bed. Samples identified as BED2 were collected after the second carbon bed and represent the treated water. All other samples collected were prior to Chemours treatment. Samples identified with -D or -DUP are duplicate samples. Starting with the 3Q20 samples, the samples are analyzed by USEPA Method 537.1. Prior to 3Q20, the samples were analyzed by a modified method 537. QREP = Qualification Re-Evaluation Program. OMM = Operation, Maintenance, and Monitoring. PWS = Public Water Service. NJDEP = New Jersey Department of Environmental Protection.

**Table 2. Residential Granular Activated Carbon (GAC) Treatment System Results –
Chemours Chambers Works, Deepwater, New Jersey**

Field Sample ID	Date	PFOA	PFOS	PFNA	Comments
PT	8/16/2021	0.084	0.0026	<0.0020	
BED1	8/16/2021	<0.0020	<0.0020	<0.0020	
BED1	5/17/2021	<0.0020	<0.0020	<0.0020	
BED1-DUP	5/17/2021	<0.0020	<0.0020	<0.0020	
BED1	2/24/2021	<0.0020	<0.0020	<0.0020	
BED1	10/5/2020	<0.0020	<0.0020	<0.0020	
BED1-DUP	10/5/2020	<0.0020	<0.0020	<0.0020	
PT	7/23/2020	0.11	0.0022	<0.0020	
BED1	7/23/2020	<0.0020	<0.0020	<0.0020	
BED1	6/2/2020	<0.0020	<0.0020	<0.0020	
BED1	1/16/2020	<0.0020	<0.0020	<0.0020	
BED1	10/2/2019	0.0028	<0.0020	<0.0020	
-DUP	5/16/2019	0.087	<0.0020	<0.0020	GAC installed 07/29/2019.
	5/16/2019	0.089	<0.0020	<0.0020	GAC installed 07/29/2019.
Location: 403					
BED1	11/15/2023	<0.0020	<0.0020	<0.0020	
PT	8/2/2023	0.26	0.020	0.025	
BED1	8/2/2023	<0.0020	<0.0020	<0.0020	

Concentrations are in micrograms per liter (ug/L). Concentrations are rounded by the laboratory and reported to two significant figures. For samples collected prior to 10/1/2013, results for PFOA are reported under the following protocol: ND < LOD < NQ < LOQ where ND = Not Detected, NQ = Not Quantifiable, LOD = Limit of Detection, LOQ = Limit of Quantitation; the LOD/LOQ may have varied by instrument and quarter. For samples collected after 10/1/2013, samples are reported to a reporting limit (RL) of 0.0050 ug/L for PFOA. For samples collected after 6/30/2016, each target compound RL is 0.0020 ug/L. J = Analyte present, reported value may not be accurate or precise; UJ = Not detected, reporting limit may not be accurate or precise; B = Not detected substantially above the level reported in the laboratory or field blanks. Samples identified as BED1 were collected after the first carbon bed. Samples identified as BED2 were collected after the second carbon bed and represent the treated water. All other samples collected were prior to Chemours treatment. Samples identified with -D or -DUP are duplicate samples. Starting with the 3Q20 samples, the samples are analyzed by USEPA Method 537.1. Prior to 3Q20, the samples were analyzed by a modified method 537. QREP = Qualification Re-Evaluation Program. OMM = Operation, Maintenance, and Monitoring. PWS = Public Water Service. NJDEP = New Jersey Department of Environmental Protection.

**Table 2. Residential Granular Activated Carbon (GAC) Treatment System Results –
Chemours Chambers Works, Deepwater, New Jersey**

Field Sample ID	Date	PFOA	PFOS	PFNA	Comments
BED1	5/3/2023	<0.0020	<0.0020	<0.0020	
BED1-DUP	5/3/2023	<0.0020	<0.0020	<0.0020	
BED1	1/9/2023	<0.0020	<0.0020	<0.0020	
BED1	10/10/2022	<0.0020	<0.0020	<0.0020	
BED1-DUP	10/10/2022	<0.0020	<0.0020	<0.0020	
PT	8/2/2022	0.26 J	0.022 J	0.023 J	
BED1	8/2/2022	<0.0020 UJ	<0.0020 UJ	<0.0020 UJ	
BED1-DUP	8/2/2022	<0.0020 UJ	<0.0020 UJ	<0.0020 UJ	
BED1	4/25/2022	<0.0020	<0.0020	<0.0020	
BED1	2/1/2022	<0.0020	<0.0020	<0.0020	
BED1	11/4/2021	<0.0020	<0.0020	<0.0020	
PT	8/17/2021	0.28	0.025	0.024	
BED1	8/17/2021	<0.0020	<0.0020	<0.0020	
BED1	5/19/2021	<0.0020	<0.0020	<0.0020	
BED1	2/25/2021	<0.0020	<0.0020	<0.0020	
BED1-DUP	2/25/2021	<0.0020	<0.0020	<0.0020	
BED1	10/13/2020	<0.0020	<0.0020	<0.0020	
PT	8/6/2020	0.33	0.082	0.035	

Concentrations are in micrograms per liter (ug/L). Concentrations are rounded by the laboratory and reported to two significant figures. For samples collected prior to 10/1/2013, results for PFOA are reported under the following protocol: ND < LOD < NQ < LOQ where ND = Not Detected, NQ = Not Quantifiable, LOD = Limit of Detection, LOQ = Limit of Quantitation; the LOD/LOQ may have varied by instrument and quarter. For samples collected after 10/1/2013, samples are reported to a reporting limit (RL) of 0.0050 ug/L for PFOA. For samples collected after 6/30/2016, each target compound RL is 0.0020 ug/L. J = Analyte present, reported value may not be accurate or precise; UJ = Not detected, reporting limit may not be accurate or precise; B = Not detected substantially above the level reported in the laboratory or field blanks. Samples identified as BED1 were collected after the first carbon bed. Samples identified as BED2 were collected after the second carbon bed and represent the treated water. All other samples collected were prior to Chemours treatment. Samples identified with -D or -DUP are duplicate samples. Starting with the 3Q20 samples, the samples are analyzed by USEPA Method 537.1. Prior to 3Q20, the samples were analyzed by a modified method 537. QREP = Qualification Re-Evaluation Program. OMM = Operation, Maintenance, and Monitoring. PWS = Public Water Service. NJDEP = New Jersey Department of Environmental Protection.

**Table 2. Residential Granular Activated Carbon (GAC) Treatment System Results –
Chemours Chambers Works, Deepwater, New Jersey**

Field Sample ID	Date	PFOA	PFOS	PFNA	Comments
BED1	8/6/2020	<0.0020	<0.0020	<0.0020	
BED1	6/9/2020	<0.0020	<0.0020	<0.0020	
BED1	1/17/2020	<0.0020	<0.0020	<0.0020	
BED1-DUP	1/17/2020	<0.0020	<0.0020	<0.0020	
	7/31/2019	0.24	0.021	0.018	GAC installed 10/25/2019.
Location: 404					
BED1	10/9/2023	<0.0020	<0.0020	<0.0020	
PT	7/26/2023	0.048	0.0029	0.0051	
BED1	7/26/2023	<0.0020	<0.0020	<0.0020	
BED1	5/3/2023	<0.0020	<0.0020	<0.0020	
BED1	2/15/2023	<0.0020	<0.0020	<0.0020	
BED1	11/3/2022	<0.0020	<0.0020	<0.0020	
PT	8/29/2022	0.047	0.0031	0.0049	
BED1	8/29/2022	<0.0020	<0.0020	<0.0020	
BED1	5/17/2022	<0.0020	<0.0020	<0.0020	
BED1	2/21/2022	<0.0020	<0.0020	<0.0020	
BED1	11/22/2021	<0.0020	<0.0020	<0.0020	
PT	9/16/2021	0.050	0.0021	0.0042	

Concentrations are in micrograms per liter (ug/L). Concentrations are rounded by the laboratory and reported to two significant figures. For samples collected prior to 10/1/2013, results for PFOA are reported under the following protocol: ND < LOD < NQ < LOQ where ND = Not Detected, NQ = Not Quantifiable, LOD = Limit of Detection, LOQ = Limit of Quantitation; the LOD/LOQ may have varied by instrument and quarter. For samples collected after 10/1/2013, samples are reported to a reporting limit (RL) of 0.0050 ug/L for PFOA. For samples collected after 6/30/2016, each target compound RL is 0.0020 ug/L. J = Analyte present, reported value may not be accurate or precise; UJ = Not detected, reporting limit may not be accurate or precise; B = Not detected substantially above the level reported in the laboratory or field blanks. Samples identified as BED1 were collected after the first carbon bed. Samples identified as BED2 were collected after the second carbon bed and represent the treated water. All other samples collected were prior to Chemours treatment. Samples identified with -D or -DUP are duplicate samples. Starting with the 3Q20 samples, the samples are analyzed by USEPA Method 537.1. Prior to 3Q20, the samples were analyzed by a modified method 537. QREP = Qualification Re-Evaluation Program. OMM = Operation, Maintenance, and Monitoring. PWS = Public Water Service. NJDEP = New Jersey Department of Environmental Protection.

**Table 2. Residential Granular Activated Carbon (GAC) Treatment System Results –
Chemours Chambers Works, Deepwater, New Jersey**

Field Sample ID	Date	PFOA	PFOS	PFNA	Comments
BED1	9/16/2021	<0.0020	<0.0020	<0.0020	
	8/8/2019	0.059	0.0029	0.0042	GAC installed 06/03/2021.
Location: 419					
BED1	10/2/2023	0.0078	<0.0020	<0.0020	
BED2	10/2/2023	<0.0020	<0.0020	<0.0020	
PT	7/10/2023	0.033 J	<0.0020	<0.0020	
BED1	7/10/2023	0.0080	<0.0020	<0.0020	
BED2	7/10/2023	<0.0020	<0.0020	<0.0020	
BED1	4/5/2023	0.0075	<0.0020	<0.0020	
BED2	4/5/2023	<0.0020	<0.0020	<0.0020	
BED1	1/4/2023	0.0050	<0.0020	<0.0020	
BED2	1/4/2023	<0.0020	<0.0020	<0.0020	
BED1	10/4/2022	<0.0020	<0.0020	<0.0020	
PT	7/12/2022	0.033 J	<0.0020	<0.0020	
BED1	7/12/2022	0.0027	<0.0020	<0.0020	
BED2	7/12/2022	<0.0020	<0.0020	<0.0020	
BED1	4/7/2022	<0.0020	<0.0020	<0.0020	
BED1	1/6/2022	<0.0020	<0.0020	<0.0020	

Concentrations are in micrograms per liter (ug/L). Concentrations are rounded by the laboratory and reported to two significant figures. For samples collected prior to 10/1/2013, results for PFOA are reported under the following protocol: ND < LOD < NQ < LOQ where ND = Not Detected, NQ = Not Quantifiable, LOD = Limit of Detection, LOQ = Limit of Quantitation; the LOD/LOQ may have varied by instrument and quarter. For samples collected after 10/1/2013, samples are reported to a reporting limit (RL) of 0.0050 ug/L for PFOA. For samples collected after 6/30/2016, each target compound RL is 0.0020 ug/L. J = Analyte present, reported value may not be accurate or precise; UJ = Not detected, reporting limit may not be accurate or precise; B = Not detected substantially above the level reported in the laboratory or field blanks. Samples identified as BED1 were collected after the first carbon bed. Samples identified as BED2 were collected after the second carbon bed and represent the treated water. All other samples collected were prior to Chemours treatment. Samples identified with -D or -DUP are duplicate samples. Starting with the 3Q20 samples, the samples are analyzed by USEPA Method 537.1. Prior to 3Q20, the samples were analyzed by a modified method 537. QREP = Qualification Re-Evaluation Program. OMM = Operation, Maintenance, and Monitoring. PWS = Public Water Service. NJDEP = New Jersey Department of Environmental Protection.

**Table 2. Residential Granular Activated Carbon (GAC) Treatment System Results –
Chemours Chambers Works, Deepwater, New Jersey**

Field Sample ID	Date	PFOA	PFOS	PFNA	Comments
BED1	10/20/2021	<0.0020	<0.0020	<0.0020	
PT	8/3/2021	0.028	<0.0020	<0.0020	
BED1	8/3/2021	<0.0020	<0.0020	<0.0020	
BED1	4/30/2021	<0.0020	<0.0020	<0.0020	
BED1	2/4/2021	<0.0020	<0.0020	<0.0020	
BED1	10/22/2020	<0.0020	<0.0020	<0.0020	
	11/20/2019	0.029	<0.0020	<0.0020	GAC installed 09/15/2020.
Location: 421					
BED1	11/17/2023	<0.0020	<0.0020	<0.0020	
BED1-DUP	11/17/2023	<0.0020	<0.0020	<0.0020	
PT	9/6/2023	0.064	<0.0020	0.0051	
BED1	9/6/2023	<0.0020	<0.0020	<0.0020	
BED1	6/21/2023	<0.0020	<0.0020	<0.0020	
BED1	3/13/2023	<0.0020	<0.0020	<0.0020	
BED1	10/17/2022	<0.0020	<0.0020	<0.0020	
PT	8/8/2022	0.057	<0.0020	0.0042	
BED1	8/8/2022	<0.0020	<0.0020	<0.0020	
BED1	4/25/2022	<0.0020	<0.0020	<0.0020	

Concentrations are in micrograms per liter (ug/L). Concentrations are rounded by the laboratory and reported to two significant figures. For samples collected prior to 10/1/2013, results for PFOA are reported under the following protocol: ND < LOD < NQ < LOQ where ND = Not Detected, NQ = Not Quantifiable, LOD = Limit of Detection, LOQ = Limit of Quantitation; the LOD/LOQ may have varied by instrument and quarter. For samples collected after 10/1/2013, samples are reported to a reporting limit (RL) of 0.0050 ug/L for PFOA. For samples collected after 6/30/2016, each target compound RL is 0.0020 ug/L. J = Analyte present, reported value may not be accurate or precise; UJ = Not detected, reporting limit may not be accurate or precise; B = Not detected substantially above the level reported in the laboratory or field blanks. Samples identified as BED1 were collected after the first carbon bed. Samples identified as BED2 were collected after the second carbon bed and represent the treated water. All other samples collected were prior to Chemours treatment. Samples identified with -D or -DUP are duplicate samples. Starting with the 3Q20 samples, the samples are analyzed by USEPA Method 537.1. Prior to 3Q20, the samples were analyzed by a modified method 537. QREP = Qualification Re-Evaluation Program. OMM = Operation, Maintenance, and Monitoring. PWS = Public Water Service. NJDEP = New Jersey Department of Environmental Protection.

**Table 2. Residential Granular Activated Carbon (GAC) Treatment System Results –
Chemours Chambers Works, Deepwater, New Jersey**

Field Sample ID	Date	PFOA	PFOS	PFNA	Comments
BED1	2/7/2022	<0.0020 UJ	<0.0020 UJ	<0.0020 UJ	
BED1	11/22/2021	<0.0020	<0.0020	<0.0020	
PT	9/13/2021	0.061	<0.0020	0.0033	
BED1	9/13/2021	<0.0020	<0.0020	<0.0020	
	2/28/2020	0.057	<0.0020	0.0023	GAC installed 06/15/2021.
Location: 423					
BED1	10/20/2023	<0.0020	<0.0020	<0.0020	
PT	7/27/2023	0.043	0.0054	0.0072	
BED1	7/27/2023	<0.0020	<0.0020	<0.0020	
BED1-DUP	7/27/2023	<0.0020	<0.0020	<0.0020	
BED1	4/24/2023	<0.0020	<0.0020	<0.0020	
BED1	2/2/2023	<0.0020	<0.0020	<0.0020	
BED1-DUP	2/2/2023	<0.0020	<0.0020	<0.0020	
BED1	11/3/2022	<0.0020	<0.0020	<0.0020	
PT	8/25/2022	0.048	0.0049	0.0063	
BED1	8/25/2022	<0.0020	<0.0020	<0.0020	
BED1-DUP	8/25/2022	<0.0020	<0.0020	<0.0020	
BED1	5/23/2022	<0.0020	<0.0020	<0.0020	

Concentrations are in micrograms per liter (ug/L). Concentrations are rounded by the laboratory and reported to two significant figures. For samples collected prior to 10/1/2013, results for PFOA are reported under the following protocol: ND < LOD < NQ < LOQ where ND = Not Detected, NQ = Not Quantifiable, LOD = Limit of Detection, LOQ = Limit of Quantitation; the LOD/LOQ may have varied by instrument and quarter. For samples collected after 10/1/2013, samples are reported to a reporting limit (RL) of 0.0050 ug/L for PFOA. For samples collected after 6/30/2016, each target compound RL is 0.0020 ug/L. J = Analyte present, reported value may not be accurate or precise; UJ = Not detected, reporting limit may not be accurate or precise; B = Not detected substantially above the level reported in the laboratory or field blanks. Samples identified as BED1 were collected after the first carbon bed. Samples identified as BED2 were collected after the second carbon bed and represent the treated water. All other samples collected were prior to Chemours treatment. Samples identified with -D or -DUP are duplicate samples. Starting with the 3Q20 samples, the samples are analyzed by USEPA Method 537.1. Prior to 3Q20, the samples were analyzed by a modified method 537. QREP = Qualification Re-Evaluation Program. OMM = Operation, Maintenance, and Monitoring. PWS = Public Water Service. NJDEP = New Jersey Department of Environmental Protection.

**Table 2. Residential Granular Activated Carbon (GAC) Treatment System Results –
Chemours Chambers Works, Deepwater, New Jersey**

Field Sample ID	Date	PFOA	PFOS	PFNA	Comments
BED1	2/21/2022	<0.0020	<0.0020	<0.0020	
BED1	11/8/2021	<0.0020	<0.0020	<0.0020	
PT	8/23/2021	0.069	0.0071	0.0076	
BED1	8/23/2021	<0.0020	<0.0020	<0.0020	
BED1	4/15/2021	<0.0020	<0.0020	<0.0020	
BED1-DUP	4/15/2021	<0.0020	<0.0020	<0.0020	
BED1	1/20/2021	<0.0020	<0.0020	<0.0020	
BED1-DUP	1/20/2021	<0.0020	<0.0020	<0.0020	
BED1	10/6/2020	<0.0020	<0.0020	<0.0020	
BED1-DUP	10/6/2020	<0.0020	<0.0020	<0.0020	
	3/3/2020	0.031	<0.0020	0.0047	GAC installed 09/10/2020.
Location: 427					
BED1	10/20/2023	<0.0020	<0.0020	<0.0020	
PT	7/31/2023	0.026	<0.0020	0.0028	
BED1	7/31/2023	<0.0020	<0.0020	<0.0020	
BED1	5/3/2023	<0.0020	<0.0020	<0.0020	
BED1	2/14/2023	<0.0020	<0.0020	<0.0020	
BED1	11/17/2022	<0.0020	<0.0020	<0.0020	

Concentrations are in micrograms per liter (ug/L). Concentrations are rounded by the laboratory and reported to two significant figures. For samples collected prior to 10/1/2013, results for PFOA are reported under the following protocol: ND < LOD < NQ < LOQ where ND = Not Detected, NQ = Not Quantifiable, LOD = Limit of Detection, LOQ = Limit of Quantitation; the LOD/LOQ may have varied by instrument and quarter. For samples collected after 10/1/2013, samples are reported to a reporting limit (RL) of 0.0050 ug/L for PFOA. For samples collected after 6/30/2016, each target compound RL is 0.0020 ug/L. J = Analyte present, reported value may not be accurate or precise; UJ = Not detected, reporting limit may not be accurate or precise; B = Not detected substantially above the level reported in the laboratory or field blanks. Samples identified as BED1 were collected after the first carbon bed. Samples identified as BED2 were collected after the second carbon bed and represent the treated water. All other samples collected were prior to Chemours treatment. Samples identified with -D or -DUP are duplicate samples. Starting with the 3Q20 samples, the samples are analyzed by USEPA Method 537.1. Prior to 3Q20, the samples were analyzed by a modified method 537. QREP = Qualification Re-Evaluation Program. OMM = Operation, Maintenance, and Monitoring. PWS = Public Water Service. NJDEP = New Jersey Department of Environmental Protection.

**Table 2. Residential Granular Activated Carbon (GAC) Treatment System Results –
Chemours Chambers Works, Deepwater, New Jersey**

Field Sample ID	Date	PFOA	PFOS	PFNA	Comments
PT	9/6/2022	0.041	<0.0020	0.0049	
BED1	9/6/2022	<0.0020	<0.0020	<0.0020	
BED1	5/31/2022	<0.0020	<0.0020	<0.0020	
BED1	3/1/2022	<0.0020	<0.0020	<0.0020	
BED1	12/7/2021	<0.0020	<0.0020	<0.0020	
PT	8/30/2021	0.058	0.0067 J	0.0082	
BED1	8/30/2021	<0.0020	<0.0020	<0.0020	
BED1	6/17/2021	<0.0020	<0.0020	<0.0020	
BED1	1/12/2021	<0.0020	<0.0020	<0.0020	
BED1	10/1/2020	<0.0020	<0.0020	<0.0020	
BED1-DUP	10/1/2020	<0.0020	<0.0020	<0.0020	
	3/5/2020	0.028	<0.0020	0.0031	GAC installed 08/27/2020.
Location: 428					
BED1	10/5/2023	<0.0020	<0.0020	<0.0020	Carbon Changeout 10/05/2023 - results driven.
PT	7/5/2023	0.026	<0.0020	<0.0020	
BED1	7/5/2023	0.0049 J	<0.0020	<0.0020	
BED1-DUP	7/5/2023	<0.0020	<0.0020	<0.0020	
BED2	7/5/2023	0.0034	<0.0020	<0.0020	

Concentrations are in micrograms per liter (ug/L). Concentrations are rounded by the laboratory and reported to two significant figures. For samples collected prior to 10/1/2013, results for PFOA are reported under the following protocol: ND < LOD < NQ < LOQ where ND = Not Detected, NQ = Not Quantifiable, LOD = Limit of Detection, LOQ = Limit of Quantitation; the LOD/LOQ may have varied by instrument and quarter. For samples collected after 10/1/2013, samples are reported to a reporting limit (RL) of 0.0050 ug/L for PFOA. For samples collected after 6/30/2016, each target compound RL is 0.0020 ug/L. J = Analyte present, reported value may not be accurate or precise; UJ = Not detected, reporting limit may not be accurate or precise; B = Not detected substantially above the level reported in the laboratory or field blanks. Samples identified as BED1 were collected after the first carbon bed. Samples identified as BED2 were collected after the second carbon bed and represent the treated water. All other samples collected were prior to Chemours treatment. Samples identified with -D or -DUP are duplicate samples. Starting with the 3Q20 samples, the samples are analyzed by USEPA Method 537.1. Prior to 3Q20, the samples were analyzed by a modified method 537. QREP = Qualification Re-Evaluation Program. OMM = Operation, Maintenance, and Monitoring. PWS = Public Water Service. NJDEP = New Jersey Department of Environmental Protection.

**Table 2. Residential Granular Activated Carbon (GAC) Treatment System Results –
Chemours Chambers Works, Deepwater, New Jersey**

Field Sample ID	Date	PFOA	PFOS	PFNA	Comments
BED1	4/4/2023	<0.0020	<0.0020	<0.0020	
BED1	1/23/2023	0.0021	<0.0020	<0.0020	
BED2	1/23/2023	<0.0020	<0.0020	<0.0020	
BED1	11/2/2022	<0.0020	<0.0020	<0.0020	
PT	8/17/2022	0.022	<0.0020	<0.0020	
BED1	8/17/2022	<0.0020	<0.0020	<0.0020	
BED1-DUP	8/17/2022	<0.0020	<0.0020	<0.0020	
BED1	5/17/2022	<0.0020	<0.0020	<0.0020	
BED1	2/23/2022	<0.0020	<0.0020	<0.0020	
BED1	11/10/2021	<0.0020	<0.0020	<0.0020	
	3/5/2020	0.022	<0.0020	<0.0020	GAC installed 08/26/2021.
Location: 434					
BED1	11/1/2022	<0.0020	<0.0020	<0.0020	
PT	8/24/2022	0.0075	0.0058	0.0032	
BED1	8/24/2022	<0.0020	<0.0020	<0.0020	
BED1	5/4/2022	<0.0020	<0.0020	<0.0020	
BED1	3/22/2022	<0.0020	<0.0020	<0.0020	
BED1	12/6/2021	<0.0020	<0.0020	<0.0020	

Concentrations are in micrograms per liter (ug/L). Concentrations are rounded by the laboratory and reported to two significant figures. For samples collected prior to 10/1/2013, results for PFOA are reported under the following protocol: ND < LOD < NQ < LOQ where ND = Not Detected, NQ = Not Quantifiable, LOD = Limit of Detection, LOQ = Limit of Quantitation; the LOD/LOQ may have varied by instrument and quarter. For samples collected after 10/1/2013, samples are reported to a reporting limit (RL) of 0.0050 ug/L for PFOA. For samples collected after 6/30/2016, each target compound RL is 0.0020 ug/L. J = Analyte present, reported value may not be accurate or precise; UJ = Not detected, reporting limit may not be accurate or precise; B = Not detected substantially above the level reported in the laboratory or field blanks. Samples identified as BED1 were collected after the first carbon bed. Samples identified as BED2 were collected after the second carbon bed and represent the treated water. All other samples collected were prior to Chemours treatment. Samples identified with -D or -DUP are duplicate samples. Starting with the 3Q20 samples, the samples are analyzed by USEPA Method 537.1. Prior to 3Q20, the samples were analyzed by a modified method 537. QREP = Qualification Re-Evaluation Program. OMM = Operation, Maintenance, and Monitoring. PWS = Public Water Service. NJDEP = New Jersey Department of Environmental Protection.

**Table 2. Residential Granular Activated Carbon (GAC) Treatment System Results –
Chemours Chambers Works, Deepwater, New Jersey**

Field Sample ID	Date	PFOA	PFOS	PFNA	Comments
PT	7/6/2021	0.043	0.026	0.021	
BED1	7/6/2021	<0.0020	<0.0020	<0.0020	
BED1	4/6/2021	<0.0020	<0.0020	<0.0020	
BED1	1/12/2021	<0.0020	<0.0020	<0.0020	
BED1	10/1/2020	<0.0020	<0.0020	<0.0020	
	3/9/2020	0.025	0.016	0.0099	GAC installed 09/01/2020.
Location: 435					
BED1	11/13/2023	<0.0020	<0.0020	<0.0020	
PT	9/12/2023	0.059	0.0037	0.014	
BED1	9/12/2023	<0.0020	<0.0020	<0.0020	
BED1	6/1/2023	<0.0020	<0.0020	<0.0020	
BED1	3/20/2023	<0.0020	<0.0020	<0.0020	
BED1	11/21/2022	<0.0020	<0.0020	<0.0020	
PT	9/27/2022	0.040	<0.0020	0.0074	
BED1	9/27/2022	<0.0020	<0.0020	<0.0020	
BED1	6/22/2022	<0.0020	<0.0020	<0.0020	
BED1	1/6/2022	<0.0020	<0.0020	<0.0020	
BED1	10/6/2021	<0.0020	<0.0020	<0.0020	

Concentrations are in micrograms per liter (ug/L). Concentrations are rounded by the laboratory and reported to two significant figures. For samples collected prior to 10/1/2013, results for PFOA are reported under the following protocol: ND < LOD < NQ < LOQ where ND = Not Detected, NQ = Not Quantifiable, LOD = Limit of Detection, LOQ = Limit of Quantitation; the LOD/LOQ may have varied by instrument and quarter. For samples collected after 10/1/2013, samples are reported to a reporting limit (RL) of 0.0050 ug/L for PFOA. For samples collected after 6/30/2016, each target compound RL is 0.0020 ug/L. J = Analyte present, reported value may not be accurate or precise; UJ = Not detected, reporting limit may not be accurate or precise; B = Not detected substantially above the level reported in the laboratory or field blanks. Samples identified as BED1 were collected after the first carbon bed. Samples identified as BED2 were collected after the second carbon bed and represent the treated water. All other samples collected were prior to Chemours treatment. Samples identified with -D or -DUP are duplicate samples. Starting with the 3Q20 samples, the samples are analyzed by USEPA Method 537.1. Prior to 3Q20, the samples were analyzed by a modified method 537. QREP = Qualification Re-Evaluation Program. OMM = Operation, Maintenance, and Monitoring. PWS = Public Water Service. NJDEP = New Jersey Department of Environmental Protection.

**Table 2. Residential Granular Activated Carbon (GAC) Treatment System Results –
Chemours Chambers Works, Deepwater, New Jersey**

Field Sample ID	Date	PFOA	PFOS	PFNA	Comments
PT	7/16/2021	0.050	<0.0020	0.0077	
BED1	7/16/2021	<0.0020	<0.0020	<0.0020	
	3/10/2020	0.069	0.0044	0.014	GAC installed 06/30/2021.
Location: 436					
BED1	12/11/2023	<0.0020	<0.0020	<0.0020	
PT	9/19/2023	0.043	<0.0020	0.0050	
BED1	9/19/2023	<0.0020	<0.0020	<0.0020	
BED1	4/25/2023	<0.0020	<0.0020	<0.0020	
BED1	1/31/2023	<0.0020	<0.0020	<0.0020	
BED1	10/19/2022	<0.0020	<0.0020	<0.0020	
PT	8/9/2022	0.038	<0.0020	0.0020	
BED1	8/9/2022	<0.0020	<0.0020	<0.0020	
BED1	5/2/2022	<0.0020	<0.0020	<0.0020	
BED1	12/8/2021	<0.0020	<0.0020	<0.0020	
PT	8/30/2021	0.052	<0.0020	<0.0020	
BED1	8/30/2021	<0.0020	<0.0020	<0.0020	
BED1	6/16/2021	<0.0020	<0.0020	<0.0020	
BED1	3/5/2021	<0.0020	<0.0020	<0.0020	

Concentrations are in micrograms per liter (ug/L). Concentrations are rounded by the laboratory and reported to two significant figures. For samples collected prior to 10/1/2013, results for PFOA are reported under the following protocol: ND < LOD < NQ < LOQ where ND = Not Detected, NQ = Not Quantifiable, LOD = Limit of Detection, LOQ = Limit of Quantitation; the LOD/LOQ may have varied by instrument and quarter. For samples collected after 10/1/2013, samples are reported to a reporting limit (RL) of 0.0050 ug/L for PFOA. For samples collected after 6/30/2016, each target compound RL is 0.0020 ug/L. J = Analyte present, reported value may not be accurate or precise; UJ = Not detected, reporting limit may not be accurate or precise; B = Not detected substantially above the level reported in the laboratory or field blanks. Samples identified as BED1 were collected after the first carbon bed. Samples identified as BED2 were collected after the second carbon bed and represent the treated water. All other samples collected were prior to Chemours treatment. Samples identified with -D or -DUP are duplicate samples. Starting with the 3Q20 samples, the samples are analyzed by USEPA Method 537.1. Prior to 3Q20, the samples were analyzed by a modified method 537. QREP = Qualification Re-Evaluation Program. OMM = Operation, Maintenance, and Monitoring. PWS = Public Water Service. NJDEP = New Jersey Department of Environmental Protection.

**Table 2. Residential Granular Activated Carbon (GAC) Treatment System Results –
Chemours Chambers Works, Deepwater, New Jersey**

Field Sample ID	Date	PFOA	PFOS	PFNA	Comments
	3/10/2020	0.051	<0.0020	<0.0020	GAC installed 11/06/2020.
Location: 439					
BED1	10/3/2023	<0.0020	<0.0020	<0.0020	
PT	7/5/2023	0.033	<0.0020	0.011	
BED1	7/5/2023	<0.0020	<0.0020	<0.0020	
BED1	4/10/2023	<0.0020	<0.0020	<0.0020	
BED1	1/19/2023	<0.0020	<0.0020	<0.0020	
BED1	10/13/2022	<0.0020	<0.0020	<0.0020	
PT	7/25/2022	0.037	<0.0020	0.012	
BED1	7/25/2022	<0.0020	<0.0020	<0.0020	
BED1	4/18/2022	<0.0020	<0.0020	<0.0020	
BED1	1/26/2022	<0.0020	<0.0020	<0.0020	
BED1	10/29/2021	<0.0020	<0.0020	<0.0020	
PT	8/18/2021	0.041	<0.0020	0.013	
BED1	8/18/2021	<0.0020	<0.0020	<0.0020	
BED1-DUP	8/18/2021	<0.0020	<0.0020	<0.0020	
BED1	5/13/2021	<0.0020	<0.0020	<0.0020	
BED1	2/15/2021	<0.0020	<0.0020	<0.0020	

Concentrations are in micrograms per liter (ug/L). Concentrations are rounded by the laboratory and reported to two significant figures. For samples collected prior to 10/1/2013, results for PFOA are reported under the following protocol: ND < LOD < NQ < LOQ where ND = Not Detected, NQ = Not Quantifiable, LOD = Limit of Detection, LOQ = Limit of Quantitation; the LOD/LOQ may have varied by instrument and quarter. For samples collected after 10/1/2013, samples are reported to a reporting limit (RL) of 0.0050 ug/L for PFOA. For samples collected after 6/30/2016, each target compound RL is 0.0020 ug/L. J = Analyte present, reported value may not be accurate or precise; UJ = Not detected, reporting limit may not be accurate or precise; B = Not detected substantially above the level reported in the laboratory or field blanks. Samples identified as BED1 were collected after the first carbon bed. Samples identified as BED2 were collected after the second carbon bed and represent the treated water. All other samples collected were prior to Chemours treatment. Samples identified with -D or -DUP are duplicate samples. Starting with the 3Q20 samples, the samples are analyzed by USEPA Method 537.1. Prior to 3Q20, the samples were analyzed by a modified method 537. QREP = Qualification Re-Evaluation Program. OMM = Operation, Maintenance, and Monitoring. PWS = Public Water Service. NJDEP = New Jersey Department of Environmental Protection.

**Table 2. Residential Granular Activated Carbon (GAC) Treatment System Results –
Chemours Chambers Works, Deepwater, New Jersey**

Field Sample ID	Date	PFOA	PFOS	PFNA	Comments
BED1	12/3/2020	<0.0020	<0.0020	<0.0020	
	3/20/2020	0.039	<0.0020	0.0080	GAC installed 09/08/2020.
Location: 441					
BED1	10/11/2023	<0.0020	<0.0020	<0.0020	
PT	7/18/2023	0.098	0.14	0.013	
BED1	7/18/2023	<0.0020	<0.0020	<0.0020	
BED1	4/18/2023	<0.0020	<0.0020	<0.0020	
BED1	2/2/2023	<0.0020	<0.0020	<0.0020	
BED1	10/25/2022	<0.0020	<0.0020	<0.0020	
PT	8/17/2022	0.11	0.19	0.012	
BED1	8/17/2022	<0.0020	<0.0020	<0.0020	
BED1	5/4/2022	<0.0020	<0.0020	<0.0020	
BED1	1/20/2022	<0.0020	<0.0020	<0.0020	
BED1	10/13/2021	<0.0020	<0.0020	<0.0020	
PT	7/20/2021	0.12	0.16	0.013	
BED1	7/20/2021	<0.0020	<0.0020	<0.0020	
BED1	4/15/2021	<0.0020	<0.0020	<0.0020	
BED1	1/22/2021	<0.0020	<0.0020	<0.0020	

Concentrations are in micrograms per liter (ug/L). Concentrations are rounded by the laboratory and reported to two significant figures. For samples collected prior to 10/1/2013, results for PFOA are reported under the following protocol: ND < LOD < NQ < LOQ where ND = Not Detected, NQ = Not Quantifiable, LOD = Limit of Detection, LOQ = Limit of Quantitation; the LOD/LOQ may have varied by instrument and quarter. For samples collected after 10/1/2013, samples are reported to a reporting limit (RL) of 0.0050 ug/L for PFOA. For samples collected after 6/30/2016, each target compound RL is 0.0020 ug/L. J = Analyte present, reported value may not be accurate or precise; UJ = Not detected, reporting limit may not be accurate or precise; B = Not detected substantially above the level reported in the laboratory or field blanks. Samples identified as BED1 were collected after the first carbon bed. Samples identified as BED2 were collected after the second carbon bed and represent the treated water. All other samples collected were prior to Chemours treatment. Samples identified with -D or -DUP are duplicate samples. Starting with the 3Q20 samples, the samples are analyzed by USEPA Method 537.1. Prior to 3Q20, the samples were analyzed by a modified method 537. QREP = Qualification Re-Evaluation Program. OMM = Operation, Maintenance, and Monitoring. PWS = Public Water Service. NJDEP = New Jersey Department of Environmental Protection.

**Table 2. Residential Granular Activated Carbon (GAC) Treatment System Results –
Chemours Chambers Works, Deepwater, New Jersey**

Field Sample ID	Date	PFOA	PFOS	PFNA	Comments
	3/23/2020	0.11	0.11 J	0.0098	GAC installed 12/10/2020.
Location: 443					
PT	7/25/2022	0.052 J	<0.0020 UJ	0.0033 J	
BED1	7/25/2022	<0.0020	<0.0020	<0.0020	
BED1	1/18/2022	<0.0020	<0.0020	<0.0020	
BED1	10/13/2021	<0.0020	<0.0020	<0.0020	
PT	7/7/2021	0.049	<0.0020	<0.0020	
BED1	7/7/2021	<0.0020	<0.0020	<0.0020	
BED1	4/9/2021	<0.0020	<0.0020	<0.0020	
BED1-DUP	4/9/2021	<0.0020	<0.0020	<0.0020	
BED1	1/21/2021	<0.0020	<0.0020	<0.0020	
	2/6/2020	0.0311	<0.0014	<0.00093	Veolia sampled, added their data to EIM with branched and linear summed. GAC installed by Chemours 11/13/2020.
-DUP	2/6/2020	0.0330	<0.0014	0.0011	Veolia sampled, added their data to EIM with branched and linear summed. GAC installed by Chemours 11/13/2020.
Location: 457					
BED1	11/27/2023	<0.0020	<0.0020	<0.0020	
PT	7/31/2023	0.033	0.0045	<0.0020	
BED1	7/31/2023	<0.0020	<0.0020	<0.0020	

Concentrations are in micrograms per liter (ug/L). Concentrations are rounded by the laboratory and reported to two significant figures. For samples collected prior to 10/1/2013, results for PFOA are reported under the following protocol: ND < LOD < NQ < LOQ where ND = Not Detected, NQ = Not Quantifiable, LOD = Limit of Detection, LOQ = Limit of Quantitation; the LOD/LOQ may have varied by instrument and quarter. For samples collected after 10/1/2013, samples are reported to a reporting limit (RL) of 0.0050 ug/L for PFOA. For samples collected after 6/30/2016, each target compound RL is 0.0020 ug/L. J = Analyte present, reported value may not be accurate or precise; UJ = Not detected, reporting limit may not be accurate or precise; B = Not detected substantially above the level reported in the laboratory or field blanks. Samples identified as BED1 were collected after the first carbon bed. Samples identified as BED2 were collected after the second carbon bed and represent the treated water. All other samples collected were prior to Chemours treatment. Samples identified with -D or -DUP are duplicate samples. Starting with the 3Q20 samples, the samples are analyzed by USEPA Method 537.1. Prior to 3Q20, the samples were analyzed by a modified method 537. QREP = Qualification Re-Evaluation Program. OMM = Operation, Maintenance, and Monitoring. PWS = Public Water Service. NJDEP = New Jersey Department of Environmental Protection.

**Table 2. Residential Granular Activated Carbon (GAC) Treatment System Results –
Chemours Chambers Works, Deepwater, New Jersey**

Field Sample ID	Date	PFOA	PFOS	PFNA	Comments
BED1	5/15/2023	<0.0020	<0.0020	<0.0020	
BED1	2/20/2023	<0.0020	<0.0020	<0.0020	
BED1	11/30/2022	<0.0020	<0.0020	<0.0020	
PT	9/7/2022	0.031	0.0046	<0.0020	
BED1	9/7/2022	<0.0020	<0.0020	<0.0020	
BED1	5/24/2022	<0.0020	<0.0020	<0.0020	
BED1	3/1/2022	<0.0020	<0.0020	<0.0020	
BED1	11/15/2021	<0.0020	<0.0020	<0.0020	
PT	9/14/2021	0.025	0.0041	<0.0020	
BED1	9/14/2021	<0.0020	<0.0020	<0.0020	
BED1	6/11/2021	<0.0020	<0.0020	<0.0020	
BED1-DUP	6/11/2021	<0.0020	<0.0020	<0.0020	
	9/3/2020	0.024	0.0042 J	<0.0020	GAC installed 02/05/2021.
Location: 464					
BED1	11/7/2023	<0.0020	<0.0020	<0.0020	
PT	8/3/2023	0.0089	0.0033	0.0068	
BED1	8/3/2023	<0.0020	<0.0020	<0.0020	
BED1	4/6/2023	<0.0020	<0.0020	<0.0020	

Concentrations are in micrograms per liter (ug/L). Concentrations are rounded by the laboratory and reported to two significant figures. For samples collected prior to 10/1/2013, results for PFOA are reported under the following protocol: ND < LOD < NQ < LOQ where ND = Not Detected, NQ = Not Quantifiable, LOD = Limit of Detection, LOQ = Limit of Quantitation; the LOD/LOQ may have varied by instrument and quarter. For samples collected after 10/1/2013, samples are reported to a reporting limit (RL) of 0.0050 ug/L for PFOA. For samples collected after 6/30/2016, each target compound RL is 0.0020 ug/L. J = Analyte present, reported value may not be accurate or precise; UJ = Not detected, reporting limit may not be accurate or precise; B = Not detected substantially above the level reported in the laboratory or field blanks. Samples identified as BED1 were collected after the first carbon bed. Samples identified as BED2 were collected after the second carbon bed and represent the treated water. All other samples collected were prior to Chemours treatment. Samples identified with -D or -DUP are duplicate samples. Starting with the 3Q20 samples, the samples are analyzed by USEPA Method 537.1. Prior to 3Q20, the samples were analyzed by a modified method 537. QREP = Qualification Re-Evaluation Program. OMM = Operation, Maintenance, and Monitoring. PWS = Public Water Service. NJDEP = New Jersey Department of Environmental Protection.

**Table 2. Residential Granular Activated Carbon (GAC) Treatment System Results –
Chemours Chambers Works, Deepwater, New Jersey**

Field Sample ID	Date	PFOA	PFOS	PFNA	Comments
BED1	2/22/2023	<0.0020	<0.0020	<0.0020	
BED1	10/12/2022	<0.0020	<0.0020	<0.0020	
PT	9/19/2022	0.011	0.0041	0.0087	
BED1	9/19/2022	<0.0020	<0.0020	<0.0020	
BED1	5/10/2022	<0.0020	<0.0020	<0.0020	
BED1	2/14/2022	<0.0020	<0.0020	<0.0020	
BED1	11/22/2021	<0.0020	<0.0020	<0.0020	
PT	8/31/2021	0.013	0.0057	0.012	
BED1	8/31/2021	<0.0020	<0.0020	<0.0020	
BED1	6/4/2021	<0.0020	<0.0020	<0.0020	
BED1	3/10/2021	<0.0020	<0.0020	<0.0020	Carbon Changeout 02/19/2021 - Fe.
BED1	11/30/2020	<0.0020	<0.0020	<0.0020	
PT	9/16/2020	0.016	0.0058	0.014	GAC installed by NJDEP 12/07/2016.
BED1	9/16/2020	<0.0020	<0.0020	<0.0020	
Location: 465					
BED1	10/17/2023	<0.0020	<0.0020	<0.0020	Carbon Changeout 10/17/2023 - results driven.
PT	8/30/2023	0.069 J	0.0082 J	0.0083 J	
BED1	8/30/2023	0.031 J	<0.0020 UJ	<0.0020 UJ	

Concentrations are in micrograms per liter (ug/L). Concentrations are rounded by the laboratory and reported to two significant figures. For samples collected prior to 10/1/2013, results for PFOA are reported under the following protocol: ND < LOD < NQ < LOQ where ND = Not Detected, NQ = Not Quantifiable, LOD = Limit of Detection, LOQ = Limit of Quantitation; the LOD/LOQ may have varied by instrument and quarter. For samples collected after 10/1/2013, samples are reported to a reporting limit (RL) of 0.0050 ug/L for PFOA. For samples collected after 6/30/2016, each target compound RL is 0.0020 ug/L. J = Analyte present, reported value may not be accurate or precise; UJ = Not detected, reporting limit may not be accurate or precise; B = Not detected substantially above the level reported in the laboratory or field blanks. Samples identified as BED1 were collected after the first carbon bed. Samples identified as BED2 were collected after the second carbon bed and represent the treated water. All other samples collected were prior to Chemours treatment. Samples identified with -D or -DUP are duplicate samples. Starting with the 3Q20 samples, the samples are analyzed by USEPA Method 537.1. Prior to 3Q20, the samples were analyzed by a modified method 537. QREP = Qualification Re-Evaluation Program. OMM = Operation, Maintenance, and Monitoring. PWS = Public Water Service. NJDEP = New Jersey Department of Environmental Protection.

**Table 2. Residential Granular Activated Carbon (GAC) Treatment System Results –
Chemours Chambers Works, Deepwater, New Jersey**

Field Sample ID	Date	PFOA	PFOS	PFNA	Comments
BED2	8/30/2023	0.0027	<0.0020	<0.0020	
BED1	4/5/2023	0.022	<0.0020	<0.0020	
BED2	4/5/2023	<0.0020	<0.0020	<0.0020	
BED1	1/4/2023	0.017	<0.0020	<0.0020	
BED2	1/4/2023	<0.0020	<0.0020	<0.0020	
BED1	10/5/2022	0.013	<0.0020	<0.0020	
BED2	10/5/2022	<0.0020	<0.0020	<0.0020	
PT	7/12/2022	0.057 J	0.0068 J	0.0071 J	
BED1	7/12/2022	0.0064	<0.0020	<0.0020	
BED2	7/12/2022	<0.0020	<0.0020	<0.0020	
BED1	4/13/2022	0.024	0.0022	<0.0020	
BED2	4/13/2022	<0.0020	<0.0020	<0.0020	
BED1	1/25/2022	0.021	<0.0020	<0.0020	
BED2	1/25/2022	<0.0020	<0.0020	<0.0020	
BED1	11/11/2021	0.0032	<0.0020	<0.0020	
BED2	11/11/2021	<0.0020	<0.0020	<0.0020	
PT	7/23/2021	0.028	0.0028	0.0022	
BED1	7/23/2021	<0.0020	<0.0020	<0.0020	

Concentrations are in micrograms per liter (ug/L). Concentrations are rounded by the laboratory and reported to two significant figures. For samples collected prior to 10/1/2013, results for PFOA are reported under the following protocol: ND < LOD < NQ < LOQ where ND = Not Detected, NQ = Not Quantifiable, LOD = Limit of Detection, LOQ = Limit of Quantitation; the LOD/LOQ may have varied by instrument and quarter. For samples collected after 10/1/2013, samples are reported to a reporting limit (RL) of 0.0050 ug/L for PFOA. For samples collected after 6/30/2016, each target compound RL is 0.0020 ug/L. J = Analyte present, reported value may not be accurate or precise; UJ = Not detected, reporting limit may not be accurate or precise; B = Not detected substantially above the level reported in the laboratory or field blanks. Samples identified as BED1 were collected after the first carbon bed. Samples identified as BED2 were collected after the second carbon bed and represent the treated water. All other samples collected were prior to Chemours treatment. Samples identified with -D or -DUP are duplicate samples. Starting with the 3Q20 samples, the samples are analyzed by USEPA Method 537.1. Prior to 3Q20, the samples were analyzed by a modified method 537. QREP = Qualification Re-Evaluation Program. OMM = Operation, Maintenance, and Monitoring. PWS = Public Water Service. NJDEP = New Jersey Department of Environmental Protection.

**Table 2. Residential Granular Activated Carbon (GAC) Treatment System Results –
Chemours Chambers Works, Deepwater, New Jersey**

Field Sample ID	Date	PFOA	PFOS	PFNA	Comments
BED1-DUP	7/23/2021	<0.0020	<0.0020	<0.0020	
BED1	4/23/2021	<0.0020	<0.0020	<0.0020	
BED1	11/11/2020	<0.0020	<0.0020	<0.0020	Carbon Changeout 10/29/2020 - results driven.
PT	9/14/2020	0.056 J	0.0073 J	0.0059 J	GAC installed by NJDEP 11/29/2017.
BED1	9/14/2020	0.040 J	0.0047 J	0.0037 J	
BED2	9/14/2020	0.012 J	<0.0020 UJ	<0.0020 UJ	
Location: 467					
BED1	10/3/2023	<0.0020	<0.0020	<0.0020	
PT	7/5/2023	0.033	<0.0020	0.0024	
BED1	7/5/2023	<0.0020	<0.0020	<0.0020	
BED1	4/3/2023	<0.0020	<0.0020	<0.0020	Carbon Changeout 03/02/2023 - 5yr.
BED1	1/3/2023	<0.0020	<0.0020	<0.0020	
BED1	10/3/2022	<0.0020	<0.0020	<0.0020	
PT	7/11/2022	0.037	<0.0020	0.0024	
BED1	7/11/2022	<0.0020	<0.0020	<0.0020	
BED1	6/2/2022	<0.0020	<0.0020	<0.0020	
BED1	3/9/2022	<0.0020	<0.0020	<0.0020	
PT	11/17/2021	0.031	<0.0020	0.0020	

Concentrations are in micrograms per liter (ug/L). Concentrations are rounded by the laboratory and reported to two significant figures. For samples collected prior to 10/1/2013, results for PFOA are reported under the following protocol: ND < LOD < NQ < LOQ where ND = Not Detected, NQ = Not Quantifiable, LOD = Limit of Detection, LOQ = Limit of Quantitation; the LOD/LOQ may have varied by instrument and quarter. For samples collected after 10/1/2013, samples are reported to a reporting limit (RL) of 0.0050 ug/L for PFOA. For samples collected after 6/30/2016, each target compound RL is 0.0020 ug/L. J = Analyte present, reported value may not be accurate or precise; UJ = Not detected, reporting limit may not be accurate or precise; B = Not detected substantially above the level reported in the laboratory or field blanks. Samples identified as BED1 were collected after the first carbon bed. Samples identified as BED2 were collected after the second carbon bed and represent the treated water. All other samples collected were prior to Chemours treatment. Samples identified with -D or -DUP are duplicate samples. Starting with the 3Q20 samples, the samples are analyzed by USEPA Method 537.1. Prior to 3Q20, the samples were analyzed by a modified method 537. QREP = Qualification Re-Evaluation Program. OMM = Operation, Maintenance, and Monitoring. PWS = Public Water Service. NJDEP = New Jersey Department of Environmental Protection.

**Table 2. Residential Granular Activated Carbon (GAC) Treatment System Results –
Chemours Chambers Works, Deepwater, New Jersey**

Field Sample ID	Date	PFOA	PFOS	PFNA	Comments
BED1	11/17/2021	<0.0020	<0.0020	<0.0020	
BED1	6/28/2021	<0.0020	<0.0020	<0.0020	
BED1	3/9/2021	<0.0020	<0.0020	<0.0020	
BED1	12/8/2020	<0.0020	<0.0020	<0.0020	
PT	9/29/2020	0.042	<0.0020	0.0024	GAC installed by NJDEP 11/30/2017.
BED1	9/29/2020	<0.0020	<0.0020	<0.0020	
Location: 468					
BED1	10/10/2023	<0.0020	<0.0020	<0.0020	
PT	7/17/2023	0.020	<0.0020	0.0038	
BED1	7/17/2023	<0.0020	<0.0020	<0.0020	
BED1-DUP	7/17/2023	<0.0020	<0.0020	<0.0020	
BED1	4/4/2023	<0.0020	<0.0020	<0.0020	
BED1	1/5/2023	<0.0020	<0.0020	<0.0020	
BED1-DUP	1/5/2023	<0.0020	<0.0020	<0.0020	
BED1	10/7/2022	<0.0020	<0.0020	<0.0020	Carbon Changeout 08/11/2022 - 5yr.
PT	7/13/2022	0.022	<0.0020	0.0042	
BED1	7/13/2022	<0.0020	<0.0020	<0.0020	
BED1	4/13/2022	<0.0020 UJ	<0.0020 UJ	<0.0020 UJ	

Concentrations are in micrograms per liter (ug/L). Concentrations are rounded by the laboratory and reported to two significant figures. For samples collected prior to 10/1/2013, results for PFOA are reported under the following protocol: ND < LOD < NQ < LOQ where ND = Not Detected, NQ = Not Quantifiable, LOD = Limit of Detection, LOQ = Limit of Quantitation; the LOD/LOQ may have varied by instrument and quarter. For samples collected after 10/1/2013, samples are reported to a reporting limit (RL) of 0.0050 ug/L for PFOA. For samples collected after 6/30/2016, each target compound RL is 0.0020 ug/L. J = Analyte present, reported value may not be accurate or precise; UJ = Not detected, reporting limit may not be accurate or precise; B = Not detected substantially above the level reported in the laboratory or field blanks. Samples identified as BED1 were collected after the first carbon bed. Samples identified as BED2 were collected after the second carbon bed and represent the treated water. All other samples collected were prior to Chemours treatment. Samples identified with -D or -DUP are duplicate samples. Starting with the 3Q20 samples, the samples are analyzed by USEPA Method 537.1. Prior to 3Q20, the samples were analyzed by a modified method 537. QREP = Qualification Re-Evaluation Program. OMM = Operation, Maintenance, and Monitoring. PWS = Public Water Service. NJDEP = New Jersey Department of Environmental Protection.

**Table 2. Residential Granular Activated Carbon (GAC) Treatment System Results –
Chemours Chambers Works, Deepwater, New Jersey**

Field Sample ID	Date	PFOA	PFOS	PFNA	Comments
BED1	1/20/2022	<0.0020	<0.0020	<0.0020	
BED1	10/18/2021	<0.0020	<0.0020	<0.0020	
PT	8/2/2021	0.028	<0.0020	0.0050	
BED1	8/2/2021	<0.0020	<0.0020	<0.0020	
BED1-DUP	8/2/2021	<0.0020	<0.0020	<0.0020	
BED1	5/10/2021	<0.0020	<0.0020	<0.0020	
BED1	2/11/2021	<0.0020	<0.0020	<0.0020	
BED1	11/11/2020	<0.0020	<0.0020	<0.0020	
PT	9/14/2020	0.023	<0.0020	0.0043	GAC installed by NJDEP 12/11/2017.
BED1	9/14/2020	<0.0020	<0.0020	<0.0020	
Location: 469					
BED1	10/18/2023	<0.0020	<0.0020	<0.0020	
PT	7/28/2023	0.044	0.0020	0.0098	
BED1	7/28/2023	<0.0020	<0.0020	<0.0020	
BED1	5/2/2023	<0.0020 UJ	<0.0020 UJ	<0.0020 UJ	Carbon Changeout 05/02/2023 - 5yr.
BED1	1/24/2023	0.011	<0.0020	<0.0020	
BED2	1/24/2023	<0.0020	<0.0020	<0.0020	
BED1	12/22/2022	0.0089	<0.0020	<0.0020	

Concentrations are in micrograms per liter (ug/L). Concentrations are rounded by the laboratory and reported to two significant figures. For samples collected prior to 10/1/2013, results for PFOA are reported under the following protocol: ND < LOD < NQ < LOQ where ND = Not Detected, NQ = Not Quantifiable, LOD = Limit of Detection, LOQ = Limit of Quantitation; the LOD/LOQ may have varied by instrument and quarter. For samples collected after 10/1/2013, samples are reported to a reporting limit (RL) of 0.0050 ug/L for PFOA. For samples collected after 6/30/2016, each target compound RL is 0.0020 ug/L. J = Analyte present, reported value may not be accurate or precise; UJ = Not detected, reporting limit may not be accurate or precise; B = Not detected substantially above the level reported in the laboratory or field blanks. Samples identified as BED1 were collected after the first carbon bed. Samples identified as BED2 were collected after the second carbon bed and represent the treated water. All other samples collected were prior to Chemours treatment. Samples identified with -D or -DUP are duplicate samples. Starting with the 3Q20 samples, the samples are analyzed by USEPA Method 537.1. Prior to 3Q20, the samples were analyzed by a modified method 537. QREP = Qualification Re-Evaluation Program. OMM = Operation, Maintenance, and Monitoring. PWS = Public Water Service. NJDEP = New Jersey Department of Environmental Protection.

**Table 2. Residential Granular Activated Carbon (GAC) Treatment System Results –
Chemours Chambers Works, Deepwater, New Jersey**

Field Sample ID	Date	PFOA	PFOS	PFNA	Comments
BED2	12/22/2022	<0.0020	<0.0020	<0.0020	
PT	7/13/2022	0.050	<0.0020	0.0090	
BED1	7/13/2022	0.0079	<0.0020	<0.0020	
BED2	7/13/2022	<0.0020	<0.0020	<0.0020	
BED1	5/25/2022	0.0072	<0.0020	<0.0020	
BED2	5/25/2022	<0.0020	<0.0020	<0.0020	
BED1	3/2/2022	0.0075	<0.0020	<0.0020	
BED2	3/2/2022	<0.0020	<0.0020	<0.0020	
BED1	11/5/2021	0.0047	<0.0020	<0.0020	
BED1-DUP	11/5/2021	0.0060	<0.0020	<0.0020	
BED2	11/5/2021	<0.0020	<0.0020	<0.0020	
PT	8/23/2021	0.058	<0.0020	0.011	
BED1	8/23/2021	0.0044	<0.0020	<0.0020	
BED2	8/23/2021	<0.0020	<0.0020	<0.0020	
BED1	5/19/2021	0.0045	<0.0020	<0.0020	
BED2	5/19/2021	<0.0020	<0.0020	<0.0020	
BED1	2/16/2021	0.0032	<0.0020	<0.0020	
BED1-DUP	2/16/2021	0.0023	<0.0020	<0.0020	

Concentrations are in micrograms per liter (ug/L). Concentrations are rounded by the laboratory and reported to two significant figures. For samples collected prior to 10/1/2013, results for PFOA are reported under the following protocol: ND < LOD < NQ < LOQ where ND = Not Detected, NQ = Not Quantifiable, LOD = Limit of Detection, LOQ = Limit of Quantitation; the LOD/LOQ may have varied by instrument and quarter. For samples collected after 10/1/2013, samples are reported to a reporting limit (RL) of 0.0050 ug/L for PFOA. For samples collected after 6/30/2016, each target compound RL is 0.0020 ug/L. J = Analyte present, reported value may not be accurate or precise; UJ = Not detected, reporting limit may not be accurate or precise; B = Not detected substantially above the level reported in the laboratory or field blanks. Samples identified as BED1 were collected after the first carbon bed. Samples identified as BED2 were collected after the second carbon bed and represent the treated water. All other samples collected were prior to Chemours treatment. Samples identified with -D or -DUP are duplicate samples. Starting with the 3Q20 samples, the samples are analyzed by USEPA Method 537.1. Prior to 3Q20, the samples were analyzed by a modified method 537. QREP = Qualification Re-Evaluation Program. OMM = Operation, Maintenance, and Monitoring. PWS = Public Water Service. NJDEP = New Jersey Department of Environmental Protection.

**Table 2. Residential Granular Activated Carbon (GAC) Treatment System Results –
Chemours Chambers Works, Deepwater, New Jersey**

Field Sample ID	Date	PFOA	PFOS	PFNA	Comments
BED2	2/16/2021	<0.0020	<0.0020	<0.0020	
BED1	11/11/2020	0.0029 J	<0.0020	<0.0020	
BED1-DUP	11/11/2020	0.0063 J	<0.0020	<0.0020	
PT	9/16/2020	0.051	<0.0020	0.0083	GAC installed by NJDEP 04/05/2018.
BED1	9/16/2020	<0.0020	<0.0020	<0.0020	
BED1-DUP	9/16/2020	0.0021	<0.0020	<0.0020	
Location: 470					
BED1	11/28/2023	<0.0020	<0.0020	<0.0020	
PT	8/15/2023	0.031	0.0020	0.0060	
BED1	8/15/2023	<0.0020	<0.0020	<0.0020	
BED1	4/25/2023	<0.0020	<0.0020	<0.0020	Carbon Changeout 02/07/2023 - 5yr.
BED1	10/21/2022	<0.0020	<0.0020	<0.0020	
PT	7/25/2022	0.042	<0.0020	0.0058	
BED1	7/25/2022	<0.0020	<0.0020	<0.0020	
BED1	5/16/2022	<0.0020	<0.0020	<0.0020	
BED1-DUP	5/16/2022	0.0023	<0.0020	<0.0020	
BED2	5/16/2022	<0.0020	<0.0020	<0.0020	
BED1	2/15/2022	0.0022	<0.0020	<0.0020	

Concentrations are in micrograms per liter (ug/L). Concentrations are rounded by the laboratory and reported to two significant figures. For samples collected prior to 10/1/2013, results for PFOA are reported under the following protocol: ND < LOD < NQ < LOQ where ND = Not Detected, NQ = Not Quantifiable, LOD = Limit of Detection, LOQ = Limit of Quantitation; the LOD/LOQ may have varied by instrument and quarter. For samples collected after 10/1/2013, samples are reported to a reporting limit (RL) of 0.0050 ug/L for PFOA. For samples collected after 6/30/2016, each target compound RL is 0.0020 ug/L. J = Analyte present, reported value may not be accurate or precise; UJ = Not detected, reporting limit may not be accurate or precise; B = Not detected substantially above the level reported in the laboratory or field blanks. Samples identified as BED1 were collected after the first carbon bed. Samples identified as BED2 were collected after the second carbon bed and represent the treated water. All other samples collected were prior to Chemours treatment. Samples identified with -D or -DUP are duplicate samples. Starting with the 3Q20 samples, the samples are analyzed by USEPA Method 537.1. Prior to 3Q20, the samples were analyzed by a modified method 537. QREP = Qualification Re-Evaluation Program. OMM = Operation, Maintenance, and Monitoring. PWS = Public Water Service. NJDEP = New Jersey Department of Environmental Protection.

**Table 2. Residential Granular Activated Carbon (GAC) Treatment System Results –
Chemours Chambers Works, Deepwater, New Jersey**

Field Sample ID	Date	PFOA	PFOS	PFNA	Comments
BED1-DUP	2/15/2022	0.0033	<0.0020	<0.0020	
BED2	2/15/2022	<0.0020	<0.0020	<0.0020	
BED1	11/16/2021	<0.0020	<0.0020	<0.0020	
PT	8/30/2021	0.053	<0.0020	0.0045	
BED1	8/30/2021	<0.0020	<0.0020	<0.0020	
BED1	5/17/2021	<0.0020	<0.0020	<0.0020	
BED1	2/15/2021	<0.0020	<0.0020	<0.0020	
BED1	11/11/2020	<0.0020	<0.0020	<0.0020	
PT	9/15/2020	0.049	<0.0020	0.0024	GAC installed by NJDEP 03/27/2018.
BED1	9/15/2020	<0.0020	<0.0020	<0.0020	
Location: 472					
BED1	11/28/2023	<0.0020	<0.0020	<0.0020	
PT	7/26/2023	0.014	0.0038	0.0077	
BED1	7/26/2023	<0.0020	<0.0020	<0.0020	
BED1	4/18/2023	<0.0020	<0.0020	<0.0020	
BED1	1/24/2023	<0.0020	<0.0020	<0.0020	Carbon Changeout 01/24/2023 - 5yr.
BED1	10/4/2022	0.0032	<0.0020	<0.0020	
BED2	10/4/2022	<0.0020	<0.0020	<0.0020	

Concentrations are in micrograms per liter (ug/L). Concentrations are rounded by the laboratory and reported to two significant figures. For samples collected prior to 10/1/2013, results for PFOA are reported under the following protocol: ND < LOD < NQ < LOQ where ND = Not Detected, NQ = Not Quantifiable, LOD = Limit of Detection, LOQ = Limit of Quantitation; the LOD/LOQ may have varied by instrument and quarter. For samples collected after 10/1/2013, samples are reported to a reporting limit (RL) of 0.0050 ug/L for PFOA. For samples collected after 6/30/2016, each target compound RL is 0.0020 ug/L. J = Analyte present, reported value may not be accurate or precise; UJ = Not detected, reporting limit may not be accurate or precise; B = Not detected substantially above the level reported in the laboratory or field blanks. Samples identified as BED1 were collected after the first carbon bed. Samples identified as BED2 were collected after the second carbon bed and represent the treated water. All other samples collected were prior to Chemours treatment. Samples identified with -D or -DUP are duplicate samples. Starting with the 3Q20 samples, the samples are analyzed by USEPA Method 537.1. Prior to 3Q20, the samples were analyzed by a modified method 537. QREP = Qualification Re-Evaluation Program. OMM = Operation, Maintenance, and Monitoring. PWS = Public Water Service. NJDEP = New Jersey Department of Environmental Protection.

**Table 2. Residential Granular Activated Carbon (GAC) Treatment System Results –
Chemours Chambers Works, Deepwater, New Jersey**

Field Sample ID	Date	PFOA	PFOS	PFNA	Comments
PT	7/7/2022	0.019	0.0035 J	0.0076	
BED1	7/7/2022	0.0032	<0.0020	<0.0020	
BED2	7/7/2022	<0.0020	<0.0020	<0.0020	
BED1	4/12/2022	0.0038	<0.0020	<0.0020	
BED2	4/12/2022	<0.0020	<0.0020	<0.0020	
BED1	1/18/2022	0.0057	<0.0020	<0.0020	
BED2	1/18/2022	<0.0020	<0.0020	<0.0020	
BED1	10/11/2021	0.0027	<0.0020	<0.0020	
BED2	10/11/2021	<0.0020	<0.0020	<0.0020	
PT	7/21/2021	0.019	0.0034	0.0088	
BED1	7/21/2021	0.0071	<0.0020	0.0022	
BED2	7/21/2021	<0.0020	<0.0020	<0.0020	
BED1	4/22/2021	<0.0020	<0.0020	<0.0020	
BED1	2/1/2021	0.0050	<0.0020	<0.0020	
BED1-DUP	2/1/2021	0.0049	<0.0020	<0.0020	
BED2	2/1/2021	<0.0020	<0.0020	<0.0020	
PT	10/20/2020	0.036 J	0.0042 J	0.011	GAC installed by NJDEP 01/24/2018.
BED1	10/20/2020	0.0038 J	<0.0020	<0.0020	

Concentrations are in micrograms per liter (ug/L). Concentrations are rounded by the laboratory and reported to two significant figures. For samples collected prior to 10/1/2013, results for PFOA are reported under the following protocol: ND < LOD < NQ < LOQ where ND = Not Detected, NQ = Not Quantifiable, LOD = Limit of Detection, LOQ = Limit of Quantitation; the LOD/LOQ may have varied by instrument and quarter. For samples collected after 10/1/2013, samples are reported to a reporting limit (RL) of 0.0050 ug/L for PFOA. For samples collected after 6/30/2016, each target compound RL is 0.0020 ug/L. J = Analyte present, reported value may not be accurate or precise; UJ = Not detected, reporting limit may not be accurate or precise; B = Not detected substantially above the level reported in the laboratory or field blanks. Samples identified as BED1 were collected after the first carbon bed. Samples identified as BED2 were collected after the second carbon bed and represent the treated water. All other samples collected were prior to Chemours treatment. Samples identified with -D or -DUP are duplicate samples. Starting with the 3Q20 samples, the samples are analyzed by USEPA Method 537.1. Prior to 3Q20, the samples were analyzed by a modified method 537. QREP = Qualification Re-Evaluation Program. OMM = Operation, Maintenance, and Monitoring. PWS = Public Water Service. NJDEP = New Jersey Department of Environmental Protection.

**Table 2. Residential Granular Activated Carbon (GAC) Treatment System Results –
Chemours Chambers Works, Deepwater, New Jersey**

Field Sample ID	Date	PFOA	PFOS	PFNA	Comments
Location: 474					
BED1	11/9/2023	0.043	<0.0020	0.015	
BED2	11/9/2023	<0.0020	<0.0020	<0.0020	
PT	7/25/2023	0.040	0.0028	0.024	
BED1	7/25/2023	0.038	<0.0020	0.011	
BED2	7/25/2023	<0.0020	<0.0020	<0.0020	
BED1	4/19/2023	0.038	<0.0020	0.016	
BED2	4/19/2023	<0.0020	<0.0020	<0.0020	
BED1	1/10/2023	0.033	<0.0020	0.011	
BED2	1/10/2023	<0.0020	<0.0020	<0.0020	
BED1	10/5/2022	0.031	<0.0020	0.0095	
BED2	10/5/2022	<0.0020	<0.0020	<0.0020	
PT	7/5/2022	0.053	0.0029	0.028	
BED1	7/5/2022	0.045	<0.0020	0.018	
BED2	7/5/2022	<0.0020	<0.0020	<0.0020	
BED1	5/11/2022	0.037	<0.0020	0.011	
BED2	5/11/2022	<0.0020	<0.0020	<0.0020	
BED1	2/14/2022	0.030	<0.0020	0.010	

Concentrations are in micrograms per liter (ug/L). Concentrations are rounded by the laboratory and reported to two significant figures. For samples collected prior to 10/1/2013, results for PFOA are reported under the following protocol: ND < LOD < NQ < LOQ where ND = Not Detected, NQ = Not Quantifiable, LOD = Limit of Detection, LOQ = Limit of Quantitation; the LOD/LOQ may have varied by instrument and quarter. For samples collected after 10/1/2013, samples are reported to a reporting limit (RL) of 0.0050 ug/L for PFOA. For samples collected after 6/30/2016, each target compound RL is 0.0020 ug/L. J = Analyte present, reported value may not be accurate or precise; UJ = Not detected, reporting limit may not be accurate or precise; B = Not detected substantially above the level reported in the laboratory or field blanks. Samples identified as BED1 were collected after the first carbon bed. Samples identified as BED2 were collected after the second carbon bed and represent the treated water. All other samples collected were prior to Chemours treatment. Samples identified with -D or -DUP are duplicate samples. Starting with the 3Q20 samples, the samples are analyzed by USEPA Method 537.1. Prior to 3Q20, the samples were analyzed by a modified method 537. QREP = Qualification Re-Evaluation Program. OMM = Operation, Maintenance, and Monitoring. PWS = Public Water Service. NJDEP = New Jersey Department of Environmental Protection.

**Table 2. Residential Granular Activated Carbon (GAC) Treatment System Results –
Chemours Chambers Works, Deepwater, New Jersey**

Field Sample ID	Date	PFOA	PFOS	PFNA	Comments
BED2	2/14/2022	<0.0020	<0.0020	<0.0020	
BED1	11/15/2021	0.052	<0.0020	0.018	Carbon Changeout 10/19/2021 - 5yr.
BED2	11/15/2021	<0.0020	<0.0020	<0.0020	Carbon Changeout 10/19/2021 - 5yr.
PT	9/7/2021	0.061	0.0028	0.028	
BED1	9/7/2021	0.034	<0.0020	0.0093	
BED2	9/7/2021	<0.0020	<0.0020	<0.0020	
BED1	5/24/2021	0.013	<0.0020	0.0035	
BED2	5/24/2021	<0.0020	<0.0020	<0.0020	
BED1	2/26/2021	0.015	<0.0020	0.0033	
BED2	2/26/2021	<0.0020	<0.0020	<0.0020	
BED1	12/7/2020	0.011	<0.0020	0.0031	
PT	9/30/2020	0.070	0.0035	0.027	GAC installed by NJDEP 04/15/2016.
BED1	9/30/2020	0.0059 J	<0.0020	<0.0020	
BED1-DUP	9/30/2020	0.010 J	<0.0020	<0.0020	
Location: 475					
BED1	12/12/2023	<0.0020	<0.0020	<0.0020	
PT	7/25/2023	0.031	0.0031	0.020	
BED1	7/25/2023	<0.0020	<0.0020	<0.0020	

Concentrations are in micrograms per liter (ug/L). Concentrations are rounded by the laboratory and reported to two significant figures. For samples collected prior to 10/1/2013, results for PFOA are reported under the following protocol: ND < LOD < NQ < LOQ where ND = Not Detected, NQ = Not Quantifiable, LOD = Limit of Detection, LOQ = Limit of Quantitation; the LOD/LOQ may have varied by instrument and quarter. For samples collected after 10/1/2013, samples are reported to a reporting limit (RL) of 0.0050 ug/L for PFOA. For samples collected after 6/30/2016, each target compound RL is 0.0020 ug/L. J = Analyte present, reported value may not be accurate or precise; UJ = Not detected, reporting limit may not be accurate or precise; B = Not detected substantially above the level reported in the laboratory or field blanks. Samples identified as BED1 were collected after the first carbon bed. Samples identified as BED2 were collected after the second carbon bed and represent the treated water. All other samples collected were prior to Chemours treatment. Samples identified with -D or -DUP are duplicate samples. Starting with the 3Q20 samples, the samples are analyzed by USEPA Method 537.1. Prior to 3Q20, the samples were analyzed by a modified method 537. QREP = Qualification Re-Evaluation Program. OMM = Operation, Maintenance, and Monitoring. PWS = Public Water Service. NJDEP = New Jersey Department of Environmental Protection.

**Table 2. Residential Granular Activated Carbon (GAC) Treatment System Results –
Chemours Chambers Works, Deepwater, New Jersey**

Field Sample ID	Date	PFOA	PFOS	PFNA	Comments
BED1	3/9/2023	<0.0020	<0.0020	<0.0020	
BED1	10/31/2022	<0.0020	<0.0020	<0.0020	
PT	8/11/2022	0.049	0.0040	0.029	
BED1	8/11/2022	<0.0020	<0.0020	<0.0020	
BED1	6/22/2022	<0.0020 UJ	<0.0020 UJ	<0.0020 UJ	
BED1	3/9/2022	<0.0020	<0.0020	<0.0020	
BED1	12/7/2021	<0.0020	<0.0020	<0.0020	
PT	9/14/2021	0.054	0.0057	0.045	Carbon Changeout 09/14/2021 - 5yr.
BED1	9/14/2021	<0.0020	<0.0020	<0.0020	Carbon Changeout 09/14/2021 - 5yr.
BED1	6/9/2021	<0.0020	<0.0020	<0.0020	
BED1	3/23/2021	<0.0020	<0.0020	<0.0020	
PT	11/19/2020	0.064	0.0045	0.032	GAC installed by NJDEP 11/09/2015.
BED1	11/19/2020	0.0020	<0.0020	<0.0020	
Location: 480					
BED1	12/20/2022	<0.0020	<0.0020	<0.0020	
PT	8/24/2022	0.058	0.0029	0.0057	
BED1	8/24/2022	<0.0020	<0.0020	<0.0020	
BED1	5/18/2022	<0.0020	<0.0020	<0.0020	

Concentrations are in micrograms per liter (ug/L). Concentrations are rounded by the laboratory and reported to two significant figures. For samples collected prior to 10/1/2013, results for PFOA are reported under the following protocol: ND < LOD < NQ < LOQ where ND = Not Detected, NQ = Not Quantifiable, LOD = Limit of Detection, LOQ = Limit of Quantitation; the LOD/LOQ may have varied by instrument and quarter. For samples collected after 10/1/2013, samples are reported to a reporting limit (RL) of 0.0050 ug/L for PFOA. For samples collected after 6/30/2016, each target compound RL is 0.0020 ug/L. J = Analyte present, reported value may not be accurate or precise; UJ = Not detected, reporting limit may not be accurate or precise; B = Not detected substantially above the level reported in the laboratory or field blanks. Samples identified as BED1 were collected after the first carbon bed. Samples identified as BED2 were collected after the second carbon bed and represent the treated water. All other samples collected were prior to Chemours treatment. Samples identified with -D or -DUP are duplicate samples. Starting with the 3Q20 samples, the samples are analyzed by USEPA Method 537.1. Prior to 3Q20, the samples were analyzed by a modified method 537. QREP = Qualification Re-Evaluation Program. OMM = Operation, Maintenance, and Monitoring. PWS = Public Water Service. NJDEP = New Jersey Department of Environmental Protection.

**Table 2. Residential Granular Activated Carbon (GAC) Treatment System Results –
Chemours Chambers Works, Deepwater, New Jersey**

Field Sample ID	Date	PFOA	PFOS	PFNA	Comments
BED1	2/23/2022	<0.0020	<0.0020	<0.0020	
BED1	11/30/2021	<0.0020	<0.0020	<0.0020	
PT	9/1/2021	0.073	0.0033 J	0.0067	
BED1	9/1/2021	<0.0020	<0.0020	<0.0020	
BED1	5/24/2021	<0.0020	<0.0020	<0.0020	
BED1	3/5/2021	<0.0020	<0.0020	<0.0020	
	9/22/2020	0.066	0.0043	0.0055	GAC installed 11/20/2020.
Location: 484					
BED1	11/29/2023	<0.0020	<0.0020	<0.0020	
BED1-DUP	11/29/2023	<0.0020	<0.0020	<0.0020	
PT	8/22/2023	0.059	0.025	0.017	
BED1	8/22/2023	<0.0020	<0.0020	<0.0020	
BED1	5/17/2023	<0.0020	<0.0020	<0.0020	
BED1	3/2/2023	<0.0020	<0.0020	<0.0020	
BED1	12/20/2022	<0.0020	<0.0020	<0.0020	
PT	7/6/2022	0.048	0.019 J	0.014	
BED1	7/6/2022	<0.0020	<0.0020	<0.0020	
BED1	5/25/2022	<0.0020	<0.0020	<0.0020	

Concentrations are in micrograms per liter (ug/L). Concentrations are rounded by the laboratory and reported to two significant figures. For samples collected prior to 10/1/2013, results for PFOA are reported under the following protocol: ND < LOD < NQ < LOQ where ND = Not Detected, NQ = Not Quantifiable, LOD = Limit of Detection, LOQ = Limit of Quantitation; the LOD/LOQ may have varied by instrument and quarter. For samples collected after 10/1/2013, samples are reported to a reporting limit (RL) of 0.0050 ug/L for PFOA. For samples collected after 6/30/2016, each target compound RL is 0.0020 ug/L. J = Analyte present, reported value may not be accurate or precise; UJ = Not detected, reporting limit may not be accurate or precise; B = Not detected substantially above the level reported in the laboratory or field blanks. Samples identified as BED1 were collected after the first carbon bed. Samples identified as BED2 were collected after the second carbon bed and represent the treated water. All other samples collected were prior to Chemours treatment. Samples identified with -D or -DUP are duplicate samples. Starting with the 3Q20 samples, the samples are analyzed by USEPA Method 537.1. Prior to 3Q20, the samples were analyzed by a modified method 537. QREP = Qualification Re-Evaluation Program. OMM = Operation, Maintenance, and Monitoring. PWS = Public Water Service. NJDEP = New Jersey Department of Environmental Protection.

**Table 2. Residential Granular Activated Carbon (GAC) Treatment System Results –
Chemours Chambers Works, Deepwater, New Jersey**

Field Sample ID	Date	PFOA	PFOS	PFNA	Comments
BED1	2/24/2022	<0.0020	<0.0020	<0.0020	
BED1	11/23/2021	<0.0020	<0.0020	<0.0020	Carbon Changeout 11/23/2021 - results driven.
PT	9/3/2021	0.048	0.015	0.011	
BED1	9/3/2021	0.029	0.0056	0.0052	
BED1-DUP	9/3/2021	0.024	0.0048	0.0043	
BED2	9/3/2021	0.0078	<0.0020	<0.0020	
BED1	5/5/2021	<0.0020	<0.0020	<0.0020	
BED1	2/4/2021	<0.0020	<0.0020	<0.0020	
PT	11/24/2020	0.040	0.011	0.0054	GAC installed by NJDEP 12/05/2017.
BED1	10/21/2020	<0.0020	<0.0020	<0.0020	
Location: 485					
BED1	11/9/2023	<0.0020	<0.0020	<0.0020	
PT	9/18/2023	0.073	0.025	0.041	
BED1	9/18/2023	<0.0020	<0.0020	<0.0020	
BED1	6/12/2023	<0.0020	<0.0020	<0.0020	
BED1	3/22/2023	<0.0020	<0.0020	<0.0020	
BED1	12/29/2022	<0.0020	<0.0020	<0.0020	
PT	7/11/2022	0.059	0.020	0.033	

Concentrations are in micrograms per liter (ug/L). Concentrations are rounded by the laboratory and reported to two significant figures. For samples collected prior to 10/1/2013, results for PFOA are reported under the following protocol: ND < LOD < NQ < LOQ where ND = Not Detected, NQ = Not Quantifiable, LOD = Limit of Detection, LOQ = Limit of Quantitation; the LOD/LOQ may have varied by instrument and quarter. For samples collected after 10/1/2013, samples are reported to a reporting limit (RL) of 0.0050 ug/L for PFOA. For samples collected after 6/30/2016, each target compound RL is 0.0020 ug/L. J = Analyte present, reported value may not be accurate or precise; UJ = Not detected, reporting limit may not be accurate or precise; B = Not detected substantially above the level reported in the laboratory or field blanks. Samples identified as BED1 were collected after the first carbon bed. Samples identified as BED2 were collected after the second carbon bed and represent the treated water. All other samples collected were prior to Chemours treatment. Samples identified with -D or -DUP are duplicate samples. Starting with the 3Q20 samples, the samples are analyzed by USEPA Method 537.1. Prior to 3Q20, the samples were analyzed by a modified method 537. QREP = Qualification Re-Evaluation Program. OMM = Operation, Maintenance, and Monitoring. PWS = Public Water Service. NJDEP = New Jersey Department of Environmental Protection.

**Table 2. Residential Granular Activated Carbon (GAC) Treatment System Results –
Chemours Chambers Works, Deepwater, New Jersey**

Field Sample ID	Date	PFOA	PFOS	PFNA	Comments
BED1	7/11/2022	<0.0020	<0.0020	<0.0020	
BED1	6/1/2022	0.0020	<0.0020	<0.0020	
BED2	6/1/2022	<0.0020	<0.0020	<0.0020	
BED1	3/2/2022	<0.0020	<0.0020	<0.0020	
BED1	12/6/2021	0.0021	<0.0020	<0.0020	
BED2	12/6/2021	<0.0020	<0.0020	<0.0020	
PT	9/3/2021	0.083	0.016	0.031	
BED1	9/3/2021	<0.0020	<0.0020	<0.0020	
BED1	6/23/2021	<0.0020	<0.0020	<0.0020	
BED1	3/17/2021	<0.0020	<0.0020	<0.0020	Carbon Changeout 02/12/2021 - 5yr.
PT	12/7/2020	0.069	0.013 J	0.029	GAC installed by NJDEP 12/01/2015.
BED1	12/7/2020	<0.0020	<0.0020	<0.0020	
Location: 488					
BED1	11/9/2023	<0.0020	<0.0020	<0.0020	
PT	8/3/2023	0.014	0.0066	<0.0020	
BED1	8/3/2023	<0.0020	<0.0020	<0.0020	
BED1	4/19/2023	<0.0020	<0.0020	<0.0020	
BED1	1/11/2023	<0.0020	<0.0020	<0.0020	

Concentrations are in micrograms per liter (ug/L). Concentrations are rounded by the laboratory and reported to two significant figures. For samples collected prior to 10/1/2013, results for PFOA are reported under the following protocol: ND < LOD < NQ < LOQ where ND = Not Detected, NQ = Not Quantifiable, LOD = Limit of Detection, LOQ = Limit of Quantitation; the LOD/LOQ may have varied by instrument and quarter. For samples collected after 10/1/2013, samples are reported to a reporting limit (RL) of 0.0050 ug/L for PFOA. For samples collected after 6/30/2016, each target compound RL is 0.0020 ug/L. J = Analyte present, reported value may not be accurate or precise; UJ = Not detected, reporting limit may not be accurate or precise; B = Not detected substantially above the level reported in the laboratory or field blanks. Samples identified as BED1 were collected after the first carbon bed. Samples identified as BED2 were collected after the second carbon bed and represent the treated water. All other samples collected were prior to Chemours treatment. Samples identified with -D or -DUP are duplicate samples. Starting with the 3Q20 samples, the samples are analyzed by USEPA Method 537.1. Prior to 3Q20, the samples were analyzed by a modified method 537. QREP = Qualification Re-Evaluation Program. OMM = Operation, Maintenance, and Monitoring. PWS = Public Water Service. NJDEP = New Jersey Department of Environmental Protection.

**Table 2. Residential Granular Activated Carbon (GAC) Treatment System Results –
Chemours Chambers Works, Deepwater, New Jersey**

Field Sample ID	Date	PFOA	PFOS	PFNA	Comments
BED1	10/6/2022	<0.0020	<0.0020	<0.0020	Carbon Changeout 11/15/2022 - 5yr.
PT	7/12/2022	0.011	0.0046	<0.0020	
BED1	7/12/2022	<0.0020	<0.0020	<0.0020	
BED1	6/2/2022	<0.0020	<0.0020	<0.0020	
BED1	3/3/2022	<0.0020	<0.0020	<0.0020	
BED1	12/1/2021	<0.0020	<0.0020	<0.0020	
PT	9/14/2021	0.015	0.0058	<0.0020	
BED1	9/14/2021	0.0027	<0.0020	<0.0020	
BED2	9/14/2021	<0.0020	<0.0020	<0.0020	
BED1	5/27/2021	<0.0020	<0.0020	<0.0020	
BED1	3/11/2021	<0.0020	<0.0020	<0.0020	
PT	11/18/2020	0.016	0.0063	<0.0020	GAC installed by NJDEP 12/07/2017.
BED1	11/18/2020	0.0045	<0.0020	<0.0020	
Location: 489					
BED1	11/29/2023	<0.0020	<0.0020	<0.0020	
PT	7/26/2023	0.023	<0.0020	0.0064	
BED1	7/26/2023	<0.0020	<0.0020	<0.0020	
BED1	4/18/2023	<0.0020	<0.0020	<0.0020	

Concentrations are in micrograms per liter (ug/L). Concentrations are rounded by the laboratory and reported to two significant figures. For samples collected prior to 10/1/2013, results for PFOA are reported under the following protocol: ND < LOD < NQ < LOQ where ND = Not Detected, NQ = Not Quantifiable, LOD = Limit of Detection, LOQ = Limit of Quantitation; the LOD/LOQ may have varied by instrument and quarter. For samples collected after 10/1/2013, samples are reported to a reporting limit (RL) of 0.0050 ug/L for PFOA. For samples collected after 6/30/2016, each target compound RL is 0.0020 ug/L. J = Analyte present, reported value may not be accurate or precise; UJ = Not detected, reporting limit may not be accurate or precise; B = Not detected substantially above the level reported in the laboratory or field blanks. Samples identified as BED1 were collected after the first carbon bed. Samples identified as BED2 were collected after the second carbon bed and represent the treated water. All other samples collected were prior to Chemours treatment. Samples identified with -D or -DUP are duplicate samples. Starting with the 3Q20 samples, the samples are analyzed by USEPA Method 537.1. Prior to 3Q20, the samples were analyzed by a modified method 537. QREP = Qualification Re-Evaluation Program. OMM = Operation, Maintenance, and Monitoring. PWS = Public Water Service. NJDEP = New Jersey Department of Environmental Protection.

**Table 2. Residential Granular Activated Carbon (GAC) Treatment System Results –
Chemours Chambers Works, Deepwater, New Jersey**

Field Sample ID	Date	PFOA	PFOS	PFNA	Comments
BED1	1/19/2023	<0.0020	<0.0020	<0.0020	Carbon Changeout 01/19/2023 - 5yr.
BED1	10/3/2022	<0.0020	<0.0020	<0.0020	
PT	7/7/2022	0.022	<0.0020	0.0055	
BED1	7/7/2022	<0.0020	<0.0020	<0.0020	
BED1	5/2/2022	<0.0020	<0.0020	<0.0020	
BED1	2/3/2022	<0.0020	<0.0020	<0.0020	
BED1	10/11/2021	<0.0020	<0.0020	<0.0020	
PT	7/8/2021	0.011	<0.0020	<0.0020	
BED1	7/8/2021	<0.0020	<0.0020	<0.0020	
BED1	4/9/2021	<0.0020	<0.0020	<0.0020	
BED1	1/21/2021	<0.0020	<0.0020	<0.0020	
PT	11/18/2020	0.0098	<0.0020	<0.0020	GAC installed by NJDEP 12/12/2017.
BED1	11/18/2020	<0.0020	<0.0020	<0.0020	
Location: 490					
BED1	12/5/2023	<0.0020	<0.0020	<0.0020	
PT	9/19/2023	0.061	0.0062	0.024	Carbon Changeout 08/14/2023 - cracked tank.
BED1	9/19/2023	<0.0020	<0.0020	<0.0020	Carbon Changeout 08/14/2023 - cracked tank.
BED1	6/22/2023	<0.0020	<0.0020	<0.0020	

Concentrations are in micrograms per liter (ug/L). Concentrations are rounded by the laboratory and reported to two significant figures. For samples collected prior to 10/1/2013, results for PFOA are reported under the following protocol: ND < LOD < NQ < LOQ where ND = Not Detected, NQ = Not Quantifiable, LOD = Limit of Detection, LOQ = Limit of Quantitation; the LOD/LOQ may have varied by instrument and quarter. For samples collected after 10/1/2013, samples are reported to a reporting limit (RL) of 0.0050 ug/L for PFOA. For samples collected after 6/30/2016, each target compound RL is 0.0020 ug/L. J = Analyte present, reported value may not be accurate or precise; UJ = Not detected, reporting limit may not be accurate or precise; B = Not detected substantially above the level reported in the laboratory or field blanks. Samples identified as BED1 were collected after the first carbon bed. Samples identified as BED2 were collected after the second carbon bed and represent the treated water. All other samples collected were prior to Chemours treatment. Samples identified with -D or -DUP are duplicate samples. Starting with the 3Q20 samples, the samples are analyzed by USEPA Method 537.1. Prior to 3Q20, the samples were analyzed by a modified method 537. QREP = Qualification Re-Evaluation Program. OMM = Operation, Maintenance, and Monitoring. PWS = Public Water Service. NJDEP = New Jersey Department of Environmental Protection.

**Table 2. Residential Granular Activated Carbon (GAC) Treatment System Results –
Chemours Chambers Works, Deepwater, New Jersey**

Field Sample ID	Date	PFOA	PFOS	PFNA	Comments
BED1	2/15/2023	<0.0020	<0.0020	<0.0020	
BED1	11/15/2022	<0.0020	<0.0020	<0.0020	
PT	7/18/2022	0.057	0.0046	0.026	
BED1	7/18/2022	<0.0020	<0.0020	<0.0020	
BED1	6/20/2022	<0.0020	<0.0020	<0.0020	
BED1	2/28/2022	<0.0020	<0.0020	<0.0020	
BED1	12/6/2021	<0.0020	<0.0020	<0.0020	Carbon Changeout 10/07/2021 - 5yr.
PT	8/3/2021	0.051	0.0061	0.021	
BED1	8/3/2021	<0.0020	<0.0020	<0.0020	
BED1	4/30/2021	<0.0020	<0.0020	<0.0020	
BED1	2/1/2021	0.0038	<0.0020	<0.0020	
BED2	2/1/2021	<0.0020	<0.0020	<0.0020	
PT	10/22/2020	0.064	0.0069	0.027	GAC installed by NJDEP 03/01/2016.
BED1	10/22/2020	<0.0020	<0.0020	<0.0020	
Location: 491					
BED1	12/6/2023	<0.0020	<0.0020	<0.0020	
PT	8/15/2023	0.046	0.0048	0.015	
BED1	8/15/2023	<0.0020	<0.0020	<0.0020	

Concentrations are in micrograms per liter (ug/L). Concentrations are rounded by the laboratory and reported to two significant figures. For samples collected prior to 10/1/2013, results for PFOA are reported under the following protocol: ND < LOD < NQ < LOQ where ND = Not Detected, NQ = Not Quantifiable, LOD = Limit of Detection, LOQ = Limit of Quantitation; the LOD/LOQ may have varied by instrument and quarter. For samples collected after 10/1/2013, samples are reported to a reporting limit (RL) of 0.0050 ug/L for PFOA. For samples collected after 6/30/2016, each target compound RL is 0.0020 ug/L. J = Analyte present, reported value may not be accurate or precise; UJ = Not detected, reporting limit may not be accurate or precise; B = Not detected substantially above the level reported in the laboratory or field blanks. Samples identified as BED1 were collected after the first carbon bed. Samples identified as BED2 were collected after the second carbon bed and represent the treated water. All other samples collected were prior to Chemours treatment. Samples identified with -D or -DUP are duplicate samples. Starting with the 3Q20 samples, the samples are analyzed by USEPA Method 537.1. Prior to 3Q20, the samples were analyzed by a modified method 537. QREP = Qualification Re-Evaluation Program. OMM = Operation, Maintenance, and Monitoring. PWS = Public Water Service. NJDEP = New Jersey Department of Environmental Protection.

**Table 2. Residential Granular Activated Carbon (GAC) Treatment System Results –
Chemours Chambers Works, Deepwater, New Jersey**

Field Sample ID	Date	PFOA	PFOS	PFNA	Comments
BED1	5/17/2023	<0.0020	<0.0020	<0.0020	
BED1	2/28/2023	<0.0020	<0.0020	<0.0020	
BED1	12/8/2022	<0.0020	<0.0020	<0.0020	Carbon Changeout 12/08/2022 - 5yr.
PT	7/12/2022	0.041	0.0033	0.011	
BED1	7/12/2022	0.012	<0.0020	<0.0020	
BED2	7/12/2022	<0.0020	<0.0020	<0.0020	
BED1	5/16/2022	0.011	<0.0020	<0.0020	
BED2	5/16/2022	<0.0020	<0.0020	<0.0020	
BED1	3/29/2022	<0.0020	<0.0020	<0.0020	
BED1-DUP	3/29/2022	0.0024	<0.0020	<0.0020	
BED2	3/29/2022	<0.0020	<0.0020	<0.0020	
BED1	12/28/2021	<0.0020	<0.0020	<0.0020	
BED1-DUP	12/28/2021	<0.0020	<0.0020	<0.0020	
PT	9/16/2021	0.046	0.0031	0.010	
BED1	9/16/2021	<0.0020	<0.0020	<0.0020	
BED1	5/27/2021	<0.0020	<0.0020	<0.0020	
BED1	3/5/2021	<0.0020	<0.0020	<0.0020	
PT	12/14/2020	0.046	0.0035	0.013	GAC installed by NJDEP 12/21/2017.

Concentrations are in micrograms per liter (ug/L). Concentrations are rounded by the laboratory and reported to two significant figures. For samples collected prior to 10/1/2013, results for PFOA are reported under the following protocol: ND < LOD < NQ < LOQ where ND = Not Detected, NQ = Not Quantifiable, LOD = Limit of Detection, LOQ = Limit of Quantitation; the LOD/LOQ may have varied by instrument and quarter. For samples collected after 10/1/2013, samples are reported to a reporting limit (RL) of 0.0050 ug/L for PFOA. For samples collected after 6/30/2016, each target compound RL is 0.0020 ug/L. J = Analyte present, reported value may not be accurate or precise; UJ = Not detected, reporting limit may not be accurate or precise; B = Not detected substantially above the level reported in the laboratory or field blanks. Samples identified as BED1 were collected after the first carbon bed. Samples identified as BED2 were collected after the second carbon bed and represent the treated water. All other samples collected were prior to Chemours treatment. Samples identified with -D or -DUP are duplicate samples. Starting with the 3Q20 samples, the samples are analyzed by USEPA Method 537.1. Prior to 3Q20, the samples were analyzed by a modified method 537. QREP = Qualification Re-Evaluation Program. OMM = Operation, Maintenance, and Monitoring. PWS = Public Water Service. NJDEP = New Jersey Department of Environmental Protection.

**Table 2. Residential Granular Activated Carbon (GAC) Treatment System Results –
Chemours Chambers Works, Deepwater, New Jersey**

Field Sample ID	Date	PFOA	PFOS	PFNA	Comments
BED1	12/14/2020	<0.0020	0.0020	<0.0020	
BED1-DUP	12/14/2020	<0.0020	<0.0020	<0.0020	
Location: 493					
BED1	10/2/2023	<0.0020	<0.0020	<0.0020	
BED1-DUP	10/2/2023	<0.0020	<0.0020	<0.0020	
PT	7/5/2023	0.057	0.055	0.036	
BED1	7/5/2023	<0.0020	<0.0020	<0.0020	
BED1	4/4/2023	<0.0020	<0.0020	<0.0020	
BED1	1/3/2023	<0.0020	<0.0020	<0.0020	
BED1-DUP	1/3/2023	<0.0020	<0.0020	<0.0020	
BED1	10/3/2022	<0.0020	<0.0020	<0.0020	
BED1-DUP	10/3/2022	<0.0020	<0.0020	<0.0020	
PT	7/6/2022	0.049	0.055 J	0.034	
BED1	7/6/2022	<0.0020	<0.0020	<0.0020	
BED1-DUP	7/6/2022	<0.0020	<0.0020	<0.0020	
BED1	4/6/2022	<0.0020	<0.0020	<0.0020	
BED1	1/3/2022	<0.0020	<0.0020	<0.0020	
BED1-DUP	1/3/2022	<0.0020	<0.0020	<0.0020	

Concentrations are in micrograms per liter (ug/L). Concentrations are rounded by the laboratory and reported to two significant figures. For samples collected prior to 10/1/2013, results for PFOA are reported under the following protocol: ND < LOD < NQ < LOQ where ND = Not Detected, NQ = Not Quantifiable, LOD = Limit of Detection, LOQ = Limit of Quantitation; the LOD/LOQ may have varied by instrument and quarter. For samples collected after 10/1/2013, samples are reported to a reporting limit (RL) of 0.0050 ug/L for PFOA. For samples collected after 6/30/2016, each target compound RL is 0.0020 ug/L. J = Analyte present, reported value may not be accurate or precise; UJ = Not detected, reporting limit may not be accurate or precise; B = Not detected substantially above the level reported in the laboratory or field blanks. Samples identified as BED1 were collected after the first carbon bed. Samples identified as BED2 were collected after the second carbon bed and represent the treated water. All other samples collected were prior to Chemours treatment. Samples identified with -D or -DUP are duplicate samples. Starting with the 3Q20 samples, the samples are analyzed by USEPA Method 537.1. Prior to 3Q20, the samples were analyzed by a modified method 537. QREP = Qualification Re-Evaluation Program. OMM = Operation, Maintenance, and Monitoring. PWS = Public Water Service. NJDEP = New Jersey Department of Environmental Protection.

**Table 2. Residential Granular Activated Carbon (GAC) Treatment System Results –
Chemours Chambers Works, Deepwater, New Jersey**

Field Sample ID	Date	PFOA	PFOS	PFNA	Comments
BED1	10/4/2021	<0.0020	<0.0020	<0.0020	
BED1-DUP	10/4/2021	<0.0020	<0.0020	<0.0020	
PT	7/13/2021	0.042	0.075	0.036	
BED1	7/13/2021	<0.0020	<0.0020	<0.0020	
BED1	4/1/2021	<0.0020	<0.0020	<0.0020	
	12/14/2020	0.11	0.091	0.070	GAC installed 03/03/2021.
Location: 495					
BED1	10/12/2023	<0.0020	<0.0020	<0.0020	
PT	7/17/2023	0.029	<0.0020	0.016	
BED1	7/17/2023	<0.0020	<0.0020	<0.0020	
BED1	4/11/2023	<0.0020	<0.0020	<0.0020	
BED1	1/19/2023	<0.0020	<0.0020	<0.0020	
BED1	10/14/2022	<0.0020	<0.0020	<0.0020	
PT	7/13/2022	0.033	<0.0020	0.019	
BED1	7/13/2022	<0.0020	<0.0020	<0.0020	
BED1	4/12/2022	<0.0020	<0.0020	<0.0020	
BED1	1/6/2022	<0.0020	<0.0020	<0.0020	
BED1	10/4/2021	<0.0020	<0.0020	<0.0020	

Concentrations are in micrograms per liter (ug/L). Concentrations are rounded by the laboratory and reported to two significant figures. For samples collected prior to 10/1/2013, results for PFOA are reported under the following protocol: ND < LOD < NQ < LOQ where ND = Not Detected, NQ = Not Quantifiable, LOD = Limit of Detection, LOQ = Limit of Quantitation; the LOD/LOQ may have varied by instrument and quarter. For samples collected after 10/1/2013, samples are reported to a reporting limit (RL) of 0.0050 ug/L for PFOA. For samples collected after 6/30/2016, each target compound RL is 0.0020 ug/L. J = Analyte present, reported value may not be accurate or precise; UJ = Not detected, reporting limit may not be accurate or precise; B = Not detected substantially above the level reported in the laboratory or field blanks. Samples identified as BED1 were collected after the first carbon bed. Samples identified as BED2 were collected after the second carbon bed and represent the treated water. All other samples collected were prior to Chemours treatment. Samples identified with -D or -DUP are duplicate samples. Starting with the 3Q20 samples, the samples are analyzed by USEPA Method 537.1. Prior to 3Q20, the samples were analyzed by a modified method 537. QREP = Qualification Re-Evaluation Program. OMM = Operation, Maintenance, and Monitoring. PWS = Public Water Service. NJDEP = New Jersey Department of Environmental Protection.

**Table 2. Residential Granular Activated Carbon (GAC) Treatment System Results –
Chemours Chambers Works, Deepwater, New Jersey**

Field Sample ID	Date	PFOA	PFOS	PFNA	Comments
PT	7/6/2021	0.044	0.0034	0.020	
BED1	7/6/2021	<0.0020	<0.0020	<0.0020	
BED1	4/5/2021	<0.0020	<0.0020	<0.0020	
	12/14/2020	0.058	0.0030	0.024	GAC installed 01/26/2021.
-DUP	12/14/2020	0.049	0.0030	0.019	GAC installed 01/26/2021.
Location: 496					
BED1	10/11/2023	<0.0020	<0.0020	<0.0020	
PT	7/24/2023	0.026	<0.0020	0.0047	
BED1	7/24/2023	<0.0020	<0.0020	<0.0020	
BED1	4/18/2023	<0.0020	<0.0020	<0.0020	
BED1	1/24/2023	<0.0020	<0.0020	<0.0020	
BED1	10/26/2022	<0.0020	<0.0020	<0.0020	
PT	8/18/2022	0.038	0.0033	0.0091	
BED1	8/18/2022	<0.0020	<0.0020	<0.0020	
BED1	5/12/2022	<0.0020	<0.0020	<0.0020	
BED1	2/14/2022	<0.0020	<0.0020	<0.0020	
BED1	11/15/2021	<0.0020	<0.0020	<0.0020	
PT	8/31/2021	0.040	0.0038	0.010	

Concentrations are in micrograms per liter (ug/L). Concentrations are rounded by the laboratory and reported to two significant figures. For samples collected prior to 10/1/2013, results for PFOA are reported under the following protocol: ND < LOD < NQ < LOQ where ND = Not Detected, NQ = Not Quantifiable, LOD = Limit of Detection, LOQ = Limit of Quantitation; the LOD/LOQ may have varied by instrument and quarter. For samples collected after 10/1/2013, samples are reported to a reporting limit (RL) of 0.0050 ug/L for PFOA. For samples collected after 6/30/2016, each target compound RL is 0.0020 ug/L. J = Analyte present, reported value may not be accurate or precise; UJ = Not detected, reporting limit may not be accurate or precise; B = Not detected substantially above the level reported in the laboratory or field blanks. Samples identified as BED1 were collected after the first carbon bed. Samples identified as BED2 were collected after the second carbon bed and represent the treated water. All other samples collected were prior to Chemours treatment. Samples identified with -D or -DUP are duplicate samples. Starting with the 3Q20 samples, the samples are analyzed by USEPA Method 537.1. Prior to 3Q20, the samples were analyzed by a modified method 537. QREP = Qualification Re-Evaluation Program. OMM = Operation, Maintenance, and Monitoring. PWS = Public Water Service. NJDEP = New Jersey Department of Environmental Protection.

**Table 2. Residential Granular Activated Carbon (GAC) Treatment System Results –
Chemours Chambers Works, Deepwater, New Jersey**

Field Sample ID	Date	PFOA	PFOS	PFNA	Comments
BED1	8/31/2021	<0.0020	<0.0020	<0.0020	
BED1	4/5/2021	<0.0020	<0.0020	<0.0020	
BED1-DUP	4/5/2021	<0.0020	<0.0020	<0.0020	
	12/16/2020	0.052	0.0045 J	0.013 J	GAC installed 02/16/2021.
-DUP	12/16/2020	0.056	0.0043 J	0.015 J	GAC installed 02/16/2021.
Location: 498					
BED1	10/9/2023	<0.0020	<0.0020	<0.0020	
PT	7/18/2023	0.015	<0.0020	<0.0020	
BED1	7/18/2023	<0.0020	<0.0020	<0.0020	
BED1	4/11/2023	<0.0020	<0.0020	<0.0020	
BED1	1/10/2023	<0.0020	<0.0020	<0.0020	
BED1	10/7/2022	<0.0020	<0.0020	<0.0020	
PT	7/14/2022	0.020	<0.0020	<0.0020	
BED1	7/14/2022	<0.0020	<0.0020	<0.0020	
BED1	4/12/2022	<0.0020 UJ	<0.0020 UJ	<0.0020 UJ	
BED1	1/19/2022	<0.0020	<0.0020	<0.0020	
BED1	10/11/2021	<0.0020	<0.0020	<0.0020	
PT	7/19/2021	0.020	<0.0020	<0.0020	

Concentrations are in micrograms per liter (ug/L). Concentrations are rounded by the laboratory and reported to two significant figures. For samples collected prior to 10/1/2013, results for PFOA are reported under the following protocol: ND < LOD < NQ < LOQ where ND = Not Detected, NQ = Not Quantifiable, LOD = Limit of Detection, LOQ = Limit of Quantitation; the LOD/LOQ may have varied by instrument and quarter. For samples collected after 10/1/2013, samples are reported to a reporting limit (RL) of 0.0050 ug/L for PFOA. For samples collected after 6/30/2016, each target compound RL is 0.0020 ug/L. J = Analyte present, reported value may not be accurate or precise; UJ = Not detected, reporting limit may not be accurate or precise; B = Not detected substantially above the level reported in the laboratory or field blanks. Samples identified as BED1 were collected after the first carbon bed. Samples identified as BED2 were collected after the second carbon bed and represent the treated water. All other samples collected were prior to Chemours treatment. Samples identified with -D or -DUP are duplicate samples. Starting with the 3Q20 samples, the samples are analyzed by USEPA Method 537.1. Prior to 3Q20, the samples were analyzed by a modified method 537. QREP = Qualification Re-Evaluation Program. OMM = Operation, Maintenance, and Monitoring. PWS = Public Water Service. NJDEP = New Jersey Department of Environmental Protection.

**Table 2. Residential Granular Activated Carbon (GAC) Treatment System Results –
Chemours Chambers Works, Deepwater, New Jersey**

Field Sample ID	Date	PFOA	PFOS	PFNA	Comments
BED1	7/19/2021	<0.0020	<0.0020	<0.0020	
BED1	4/12/2021	<0.0020	<0.0020 UJ	<0.0020	
BED1-DUP	4/12/2021	<0.0020	<0.0020	<0.0020	
	12/16/2020	0.022	<0.0020	<0.0020	GAC installed 01/25/2021.
Location: 499					
BED1	10/2/2023	<0.0020	<0.0020	<0.0020	
PT	7/5/2023	0.041	0.021	0.0081	
BED1	7/5/2023	<0.0020	<0.0020	<0.0020	
BED1	4/3/2023	<0.0020	<0.0020	<0.0020	
BED1	1/3/2023	<0.0020	<0.0020	<0.0020	
BED1	10/3/2022	<0.0020	<0.0020	<0.0020	
PT	7/7/2022	0.053	0.043 J	0.014	
BED1	7/7/2022	<0.0020	<0.0020	<0.0020	
BED1	5/11/2022	<0.0020	<0.0020	<0.0020	
BED1	2/15/2022	<0.0020	<0.0020	<0.0020	
BED1	11/16/2021	<0.0020	<0.0020	<0.0020	
PT	8/16/2021	0.078	0.027	0.014	
BED1	8/16/2021	<0.0020	<0.0020	<0.0020	

Concentrations are in micrograms per liter (ug/L). Concentrations are rounded by the laboratory and reported to two significant figures. For samples collected prior to 10/1/2013, results for PFOA are reported under the following protocol: ND < LOD < NQ < LOQ where ND = Not Detected, NQ = Not Quantifiable, LOD = Limit of Detection, LOQ = Limit of Quantitation; the LOD/LOQ may have varied by instrument and quarter. For samples collected after 10/1/2013, samples are reported to a reporting limit (RL) of 0.0050 ug/L for PFOA. For samples collected after 6/30/2016, each target compound RL is 0.0020 ug/L. J = Analyte present, reported value may not be accurate or precise; UJ = Not detected, reporting limit may not be accurate or precise; B = Not detected substantially above the level reported in the laboratory or field blanks. Samples identified as BED1 were collected after the first carbon bed. Samples identified as BED2 were collected after the second carbon bed and represent the treated water. All other samples collected were prior to Chemours treatment. Samples identified with -D or -DUP are duplicate samples. Starting with the 3Q20 samples, the samples are analyzed by USEPA Method 537.1. Prior to 3Q20, the samples were analyzed by a modified method 537. QREP = Qualification Re-Evaluation Program. OMM = Operation, Maintenance, and Monitoring. PWS = Public Water Service. NJDEP = New Jersey Department of Environmental Protection.

**Table 2. Residential Granular Activated Carbon (GAC) Treatment System Results –
Chemours Chambers Works, Deepwater, New Jersey**

Field Sample ID	Date	PFOA	PFOS	PFNA	Comments
BED1	4/5/2021	<0.0020	<0.0020	<0.0020	
	12/29/2020	0.071	0.028	0.014	GAC installed 03/11/2021.
Location: 506					
BED1	10/2/2023	<0.0020	<0.0020	<0.0020	
PT	7/11/2023	0.032	<0.0020	<0.0020	
BED1	7/11/2023	<0.0020	<0.0020	<0.0020	
BED1	4/11/2023	<0.0020	<0.0020	<0.0020	
BED1	1/5/2023	<0.0020	<0.0020	<0.0020	
BED1	10/20/2022	<0.0020	<0.0020	<0.0020	
PT	8/25/2022	0.041	<0.0020	<0.0020	
BED1	8/25/2022	<0.0020	<0.0020	<0.0020	
BED1	5/17/2022	<0.0020	<0.0020	<0.0020	
BED1	2/21/2022	<0.0020	<0.0020	<0.0020	
BED1	11/23/2021	<0.0020	<0.0020	<0.0020	
PT	7/22/2021	0.034	<0.0020	<0.0020	
BED1	7/22/2021	<0.0020	<0.0020	<0.0020	
BED1	4/22/2021	<0.0020	<0.0020	<0.0020	
	1/6/2021	0.034	<0.0020	<0.0020	GAC installed 02/17/2021.

Concentrations are in micrograms per liter (ug/L). Concentrations are rounded by the laboratory and reported to two significant figures. For samples collected prior to 10/1/2013, results for PFOA are reported under the following protocol: ND < LOD < NQ < LOQ where ND = Not Detected, NQ = Not Quantifiable, LOD = Limit of Detection, LOQ = Limit of Quantitation; the LOD/LOQ may have varied by instrument and quarter. For samples collected after 10/1/2013, samples are reported to a reporting limit (RL) of 0.0050 ug/L for PFOA. For samples collected after 6/30/2016, each target compound RL is 0.0020 ug/L. J = Analyte present, reported value may not be accurate or precise; UJ = Not detected, reporting limit may not be accurate or precise; B = Not detected substantially above the level reported in the laboratory or field blanks. Samples identified as BED1 were collected after the first carbon bed. Samples identified as BED2 were collected after the second carbon bed and represent the treated water. All other samples collected were prior to Chemours treatment. Samples identified with -D or -DUP are duplicate samples. Starting with the 3Q20 samples, the samples are analyzed by USEPA Method 537.1. Prior to 3Q20, the samples were analyzed by a modified method 537. QREP = Qualification Re-Evaluation Program. OMM = Operation, Maintenance, and Monitoring. PWS = Public Water Service. NJDEP = New Jersey Department of Environmental Protection.

**Table 2. Residential Granular Activated Carbon (GAC) Treatment System Results –
Chemours Chambers Works, Deepwater, New Jersey**

Field Sample ID	Date	PFOA	PFOS	PFNA	Comments
Location: 510					
BED1	10/30/2023	<0.0020	<0.0020	<0.0020	
PT	8/22/2023	0.023	0.0043	<0.0020	
BED1	8/22/2023	<0.0020	<0.0020	<0.0020	
BED1	5/23/2023	<0.0020	<0.0020	<0.0020	
BED1	2/21/2023	<0.0020	<0.0020	<0.0020	
BED1	12/1/2022	<0.0020	<0.0020	<0.0020	
PT	9/28/2022	0.027	0.0077	0.0044	
BED1	9/28/2022	<0.0020	<0.0020	<0.0020	
BED1	6/2/2022	<0.0020	<0.0020	<0.0020	
BED1	3/10/2022	<0.0020	<0.0020	<0.0020	
BED1	11/29/2021	<0.0020	<0.0020	<0.0020	
PT	8/30/2021	0.025	0.0064 J	0.0034	Carbon Changeout 07/26/2021 - Fe.
BED1	8/30/2021	<0.0020	<0.0020	<0.0020	Carbon Changeout 07/26/2021 - Fe.
-DUP	1/19/2021	0.025 J	0.0033 J	0.0027	GAC installed 04/21/2021.
	1/19/2021	0.027 J	0.0037 J	0.0029	GAC installed 04/21/2021.
Location: 511					
BED1	10/18/2023	<0.0020	<0.0020	<0.0020	

Concentrations are in micrograms per liter (ug/L). Concentrations are rounded by the laboratory and reported to two significant figures. For samples collected prior to 10/1/2013, results for PFOA are reported under the following protocol: ND < LOD < NQ < LOQ where ND = Not Detected, NQ = Not Quantifiable, LOD = Limit of Detection, LOQ = Limit of Quantitation; the LOD/LOQ may have varied by instrument and quarter. For samples collected after 10/1/2013, samples are reported to a reporting limit (RL) of 0.0050 ug/L for PFOA. For samples collected after 6/30/2016, each target compound RL is 0.0020 ug/L. J = Analyte present, reported value may not be accurate or precise; UJ = Not detected, reporting limit may not be accurate or precise; B = Not detected substantially above the level reported in the laboratory or field blanks. Samples identified as BED1 were collected after the first carbon bed. Samples identified as BED2 were collected after the second carbon bed and represent the treated water. All other samples collected were prior to Chemours treatment. Samples identified with -D or -DUP are duplicate samples. Starting with the 3Q20 samples, the samples are analyzed by USEPA Method 537.1. Prior to 3Q20, the samples were analyzed by a modified method 537. QREP = Qualification Re-Evaluation Program. OMM = Operation, Maintenance, and Monitoring. PWS = Public Water Service. NJDEP = New Jersey Department of Environmental Protection.

**Table 2. Residential Granular Activated Carbon (GAC) Treatment System Results –
Chemours Chambers Works, Deepwater, New Jersey**

Field Sample ID	Date	PFOA	PFOS	PFNA	Comments
PT	8/2/2023	0.041	<0.0020	<0.0020	
BED1	8/2/2023	<0.0020	<0.0020	<0.0020	
BED1	10/10/2022	<0.0020	<0.0020	<0.0020	
PT	8/18/2022	0.041	<0.0020	<0.0020	
BED1	8/18/2022	<0.0020	<0.0020	<0.0020	
BED1	5/16/2022	<0.0020	<0.0020	<0.0020	
BED1	2/15/2022	<0.0020	<0.0020	<0.0020	
BED1	11/17/2021	<0.0020	<0.0020	<0.0020	
PT	9/15/2021	0.047	<0.0020	<0.0020	
BED1	9/15/2021	<0.0020	<0.0020	<0.0020	
	1/19/2021	0.040	<0.0020	<0.0020	GAC installed 04/02/2021.
Location: 513					
BED1	10/25/2023	<0.0020	<0.0020	<0.0020	
PT	8/3/2023	0.088	0.041	0.013	
BED1	8/3/2023	<0.0020	<0.0020	<0.0020	
BED1	4/20/2023	<0.0020	<0.0020	<0.0020	
BED1	1/25/2023	<0.0020	<0.0020	<0.0020	
BED1	10/31/2022	<0.0020	<0.0020	<0.0020	

Concentrations are in micrograms per liter (ug/L). Concentrations are rounded by the laboratory and reported to two significant figures. For samples collected prior to 10/1/2013, results for PFOA are reported under the following protocol: ND < LOD < NQ < LOQ where ND = Not Detected, NQ = Not Quantifiable, LOD = Limit of Detection, LOQ = Limit of Quantitation; the LOD/LOQ may have varied by instrument and quarter. For samples collected after 10/1/2013, samples are reported to a reporting limit (RL) of 0.0050 ug/L for PFOA. For samples collected after 6/30/2016, each target compound RL is 0.0020 ug/L. J = Analyte present, reported value may not be accurate or precise; UJ = Not detected, reporting limit may not be accurate or precise; B = Not detected substantially above the level reported in the laboratory or field blanks. Samples identified as BED1 were collected after the first carbon bed. Samples identified as BED2 were collected after the second carbon bed and represent the treated water. All other samples collected were prior to Chemours treatment. Samples identified with -D or -DUP are duplicate samples. Starting with the 3Q20 samples, the samples are analyzed by USEPA Method 537.1. Prior to 3Q20, the samples were analyzed by a modified method 537. QREP = Qualification Re-Evaluation Program. OMM = Operation, Maintenance, and Monitoring. PWS = Public Water Service. NJDEP = New Jersey Department of Environmental Protection.

**Table 2. Residential Granular Activated Carbon (GAC) Treatment System Results –
Chemours Chambers Works, Deepwater, New Jersey**

Field Sample ID	Date	PFOA	PFOS	PFNA	Comments
PT	7/12/2022	0.061	0.039	0.012	
BED1	7/12/2022	<0.0020	<0.0020	<0.0020	
BED1	4/6/2022	<0.0020	<0.0020	<0.0020	
BED1	1/4/2022	<0.0020	<0.0020	<0.0020	
BED1	10/5/2021	<0.0020	<0.0020	<0.0020	
PT	7/14/2021	0.093	0.044	0.014	
BED1	7/14/2021	<0.0020	<0.0020	<0.0020	
	1/20/2021	0.080	0.018	0.014	GAC installed 04/14/2021.
-DUP	1/20/2021	0.090	0.021	0.015	GAC installed 04/14/2021.
Location: 517					
BED1	10/31/2023	<0.0020	<0.0020	<0.0020	
PT	8/9/2023	0.054	0.0072	0.012	
BED1	8/9/2023	<0.0020	<0.0020	<0.0020	
BED1	5/15/2023	<0.0020	<0.0020	<0.0020	
BED1	2/21/2023	<0.0020	<0.0020	<0.0020	
BED1	11/15/2022	<0.0020	<0.0020	<0.0020	
PT	9/8/2022	0.049	0.0032	0.0042	
BED1	9/8/2022	<0.0020	<0.0020	<0.0020	

Concentrations are in micrograms per liter (ug/L). Concentrations are rounded by the laboratory and reported to two significant figures. For samples collected prior to 10/1/2013, results for PFOA are reported under the following protocol: ND < LOD < NQ < LOQ where ND = Not Detected, NQ = Not Quantifiable, LOD = Limit of Detection, LOQ = Limit of Quantitation; the LOD/LOQ may have varied by instrument and quarter. For samples collected after 10/1/2013, samples are reported to a reporting limit (RL) of 0.0050 ug/L for PFOA. For samples collected after 6/30/2016, each target compound RL is 0.0020 ug/L. J = Analyte present, reported value may not be accurate or precise; UJ = Not detected, reporting limit may not be accurate or precise; B = Not detected substantially above the level reported in the laboratory or field blanks. Samples identified as BED1 were collected after the first carbon bed. Samples identified as BED2 were collected after the second carbon bed and represent the treated water. All other samples collected were prior to Chemours treatment. Samples identified with -D or -DUP are duplicate samples. Starting with the 3Q20 samples, the samples are analyzed by USEPA Method 537.1. Prior to 3Q20, the samples were analyzed by a modified method 537. QREP = Qualification Re-Evaluation Program. OMM = Operation, Maintenance, and Monitoring. PWS = Public Water Service. NJDEP = New Jersey Department of Environmental Protection.

**Table 2. Residential Granular Activated Carbon (GAC) Treatment System Results –
Chemours Chambers Works, Deepwater, New Jersey**

Field Sample ID	Date	PFOA	PFOS	PFNA	Comments
BED1	6/13/2022	<0.0020	<0.0020	<0.0020	
BED1	3/15/2022	<0.0020	<0.0020	<0.0020	
BED1	12/15/2021	<0.0020	<0.0020	<0.0020	
	1/25/2021	0.076	0.0051	0.012	GAC installed 09/07/2021.
Location: 519					
BED1	11/17/2023	<0.0020	<0.0020	<0.0020	
PT	8/1/2023	0.040	0.011	0.016	
BED1	8/1/2023	<0.0020	<0.0020	<0.0020	
BED1	4/24/2023	<0.0020	<0.0020	<0.0020	
BED1	1/25/2023	<0.0020	<0.0020	<0.0020	
BED1	10/21/2022	<0.0020	<0.0020	<0.0020	
PT	9/20/2022	0.086	0.015	0.021	
BED1	9/20/2022	<0.0020	<0.0020	<0.0020	
BED1	4/26/2022	<0.0020	<0.0020	<0.0020	
	1/25/2021	0.062	0.014	0.018	GAC installed 02/17/2022.
Location: 521					
BED1	10/16/2023	<0.0020	<0.0020	<0.0020	
PT	8/2/2023	0.049	<0.0020	0.0029	

Concentrations are in micrograms per liter (ug/L). Concentrations are rounded by the laboratory and reported to two significant figures. For samples collected prior to 10/1/2013, results for PFOA are reported under the following protocol: ND < LOD < NQ < LOQ where ND = Not Detected, NQ = Not Quantifiable, LOD = Limit of Detection, LOQ = Limit of Quantitation; the LOD/LOQ may have varied by instrument and quarter. For samples collected after 10/1/2013, samples are reported to a reporting limit (RL) of 0.0050 ug/L for PFOA. For samples collected after 6/30/2016, each target compound RL is 0.0020 ug/L. J = Analyte present, reported value may not be accurate or precise; UJ = Not detected, reporting limit may not be accurate or precise; B = Not detected substantially above the level reported in the laboratory or field blanks. Samples identified as BED1 were collected after the first carbon bed. Samples identified as BED2 were collected after the second carbon bed and represent the treated water. All other samples collected were prior to Chemours treatment. Samples identified with -D or -DUP are duplicate samples. Starting with the 3Q20 samples, the samples are analyzed by USEPA Method 537.1. Prior to 3Q20, the samples were analyzed by a modified method 537. QREP = Qualification Re-Evaluation Program. OMM = Operation, Maintenance, and Monitoring. PWS = Public Water Service. NJDEP = New Jersey Department of Environmental Protection.

**Table 2. Residential Granular Activated Carbon (GAC) Treatment System Results –
Chemours Chambers Works, Deepwater, New Jersey**

Field Sample ID	Date	PFOA	PFOS	PFNA	Comments
BED1	8/2/2023	<0.0020	<0.0020	<0.0020	
BED1	4/26/2023	<0.0020	<0.0020	<0.0020	
BED1-DUP	4/26/2023	<0.0020	<0.0020	<0.0020	
BED1	2/6/2023	<0.0020	<0.0020	<0.0020	
BED1	11/7/2022	<0.0020	<0.0020	<0.0020	
PT	8/29/2022	0.057	0.0025	0.0030	
BED1	8/29/2022	<0.0020	<0.0020	<0.0020	
BED1	5/31/2022	<0.0020	<0.0020	<0.0020	
BED1	3/7/2022	<0.0020	<0.0020	<0.0020	
BED1	12/8/2021	<0.0020	<0.0020	<0.0020	
PT	9/20/2021	0.052	0.0037	0.0026	
BED1	9/20/2021	<0.0020	<0.0020	<0.0020	
	1/26/2021	0.067	0.0023	0.0024	GAC installed 06/11/2021.
Location: 522					
BED1	11/9/2023	<0.0020	<0.0020	<0.0020	
PT	8/8/2023	0.024	<0.0020	<0.0020	
BED1	8/8/2023	<0.0020	<0.0020	<0.0020	
BED1	4/19/2023	<0.0020	<0.0020	<0.0020	Carbon Changeout 04/19/2023 - Fe.

Concentrations are in micrograms per liter (ug/L). Concentrations are rounded by the laboratory and reported to two significant figures. For samples collected prior to 10/1/2013, results for PFOA are reported under the following protocol: ND < LOD < NQ < LOQ where ND = Not Detected, NQ = Not Quantifiable, LOD = Limit of Detection, LOQ = Limit of Quantitation; the LOD/LOQ may have varied by instrument and quarter. For samples collected after 10/1/2013, samples are reported to a reporting limit (RL) of 0.0050 ug/L for PFOA. For samples collected after 6/30/2016, each target compound RL is 0.0020 ug/L. J = Analyte present, reported value may not be accurate or precise; UJ = Not detected, reporting limit may not be accurate or precise; B = Not detected substantially above the level reported in the laboratory or field blanks. Samples identified as BED1 were collected after the first carbon bed. Samples identified as BED2 were collected after the second carbon bed and represent the treated water. All other samples collected were prior to Chemours treatment. Samples identified with -D or -DUP are duplicate samples. Starting with the 3Q20 samples, the samples are analyzed by USEPA Method 537.1. Prior to 3Q20, the samples were analyzed by a modified method 537. QREP = Qualification Re-Evaluation Program. OMM = Operation, Maintenance, and Monitoring. PWS = Public Water Service. NJDEP = New Jersey Department of Environmental Protection.

**Table 2. Residential Granular Activated Carbon (GAC) Treatment System Results –
Chemours Chambers Works, Deepwater, New Jersey**

Field Sample ID	Date	PFOA	PFOS	PFNA	Comments
BED1	12/5/2022	<0.0020	<0.0020	<0.0020	
PT	9/28/2022	0.023	<0.0020	<0.0020	
BED1	9/28/2022	<0.0020	<0.0020	<0.0020	
BED1	5/16/2022	<0.0020	<0.0020	<0.0020	
BED1	1/31/2022	<0.0020	<0.0020	<0.0020	
BED1	10/25/2021	<0.0020	<0.0020	<0.0020	
PT	7/21/2021	0.019	<0.0020	<0.0020	
BED1	7/21/2021	<0.0020	<0.0020	<0.0020	
	1/26/2021	0.019	<0.0020	<0.0020	GAC installed 04/09/2021.
Location: 527					
BED1	10/10/2023	<0.0020	<0.0020	<0.0020	
PT	7/19/2023	0.041	<0.0020	<0.0020	
BED1	7/19/2023	<0.0020	<0.0020	<0.0020	
BED1	4/17/2023	<0.0020	<0.0020	<0.0020	
BED1	1/19/2023	<0.0020	<0.0020	<0.0020	
BED1	10/14/2022	<0.0020	<0.0020	<0.0020	
PT	7/26/2022	0.046	<0.0020	<0.0020	
BED1	7/26/2022	<0.0020	<0.0020	<0.0020	

Concentrations are in micrograms per liter (ug/L). Concentrations are rounded by the laboratory and reported to two significant figures. For samples collected prior to 10/1/2013, results for PFOA are reported under the following protocol: ND < LOD < NQ < LOQ where ND = Not Detected, NQ = Not Quantifiable, LOD = Limit of Detection, LOQ = Limit of Quantitation; the LOD/LOQ may have varied by instrument and quarter. For samples collected after 10/1/2013, samples are reported to a reporting limit (RL) of 0.0050 ug/L for PFOA. For samples collected after 6/30/2016, each target compound RL is 0.0020 ug/L. J = Analyte present, reported value may not be accurate or precise; UJ = Not detected, reporting limit may not be accurate or precise; B = Not detected substantially above the level reported in the laboratory or field blanks. Samples identified as BED1 were collected after the first carbon bed. Samples identified as BED2 were collected after the second carbon bed and represent the treated water. All other samples collected were prior to Chemours treatment. Samples identified with -D or -DUP are duplicate samples. Starting with the 3Q20 samples, the samples are analyzed by USEPA Method 537.1. Prior to 3Q20, the samples were analyzed by a modified method 537. QREP = Qualification Re-Evaluation Program. OMM = Operation, Maintenance, and Monitoring. PWS = Public Water Service. NJDEP = New Jersey Department of Environmental Protection.

**Table 2. Residential Granular Activated Carbon (GAC) Treatment System Results –
Chemours Chambers Works, Deepwater, New Jersey**

Field Sample ID	Date	PFOA	PFOS	PFNA	Comments
BED1	4/20/2022	<0.0020	<0.0020	<0.0020	
BED1	1/26/2022	<0.0020	<0.0020	<0.0020	
BED1-DUP	1/26/2022	<0.0020	<0.0020	<0.0020	
BED1	11/1/2021	<0.0020	<0.0020	<0.0020	
PT	7/13/2021	0.029	<0.0020	<0.0020	
BED1	7/13/2021	<0.0020	<0.0020	<0.0020	
	2/3/2021	0.043	<0.0020	<0.0020	GAC installed 03/31/2021.
Location: 532					
BED1	11/16/2023	<0.0020	<0.0020	<0.0020	
PT	8/28/2023	0.043	0.0023	0.0043	
BED1	8/28/2023	<0.0020	<0.0020	<0.0020	
BED1	5/31/2023	<0.0020	<0.0020	<0.0020	
BED1	3/9/2023	<0.0020	<0.0020	<0.0020	
BED1	11/16/2022	<0.0020	<0.0020	<0.0020	
PT	8/30/2022	0.049	0.0026	0.0044	
BED1	8/30/2022	<0.0020	<0.0020	<0.0020	
BED1	5/23/2022	<0.0020	<0.0020	<0.0020	
BED1	2/3/2022	<0.0020	<0.0020	<0.0020	

Concentrations are in micrograms per liter (ug/L). Concentrations are rounded by the laboratory and reported to two significant figures. For samples collected prior to 10/1/2013, results for PFOA are reported under the following protocol: ND < LOD < NQ < LOQ where ND = Not Detected, NQ = Not Quantifiable, LOD = Limit of Detection, LOQ = Limit of Quantitation; the LOD/LOQ may have varied by instrument and quarter. For samples collected after 10/1/2013, samples are reported to a reporting limit (RL) of 0.0050 ug/L for PFOA. For samples collected after 6/30/2016, each target compound RL is 0.0020 ug/L. J = Analyte present, reported value may not be accurate or precise; UJ = Not detected, reporting limit may not be accurate or precise; B = Not detected substantially above the level reported in the laboratory or field blanks. Samples identified as BED1 were collected after the first carbon bed. Samples identified as BED2 were collected after the second carbon bed and represent the treated water. All other samples collected were prior to Chemours treatment. Samples identified with -D or -DUP are duplicate samples. Starting with the 3Q20 samples, the samples are analyzed by USEPA Method 537.1. Prior to 3Q20, the samples were analyzed by a modified method 537. QREP = Qualification Re-Evaluation Program. OMM = Operation, Maintenance, and Monitoring. PWS = Public Water Service. NJDEP = New Jersey Department of Environmental Protection.

**Table 2. Residential Granular Activated Carbon (GAC) Treatment System Results –
Chemours Chambers Works, Deepwater, New Jersey**

Field Sample ID	Date	PFOA	PFOS	PFNA	Comments
BED1	11/4/2021	<0.0020	<0.0020	<0.0020	
PT	7/16/2021	0.098	0.0031	0.0060	
BED1	7/16/2021	<0.0020	<0.0020	<0.0020	
-DUP	2/5/2021	0.023	<0.0020	<0.0020	GAC installed 04/22/2021.
	2/5/2021	0.025	<0.0020	<0.0020	GAC installed 04/22/2021.
Location: 533					
BED1	12/21/2023	<0.0020	<0.0020	<0.0020	
BED1-DUP	12/21/2023	<0.0020	<0.0020	<0.0020	
PT	7/6/2023	0.0031	<0.0020	<0.0020	
BED1	7/6/2023	<0.0020	<0.0020	<0.0020	
	9/20/2022	0.058	<0.0020	0.0033	GAC installed 01/17/2023.
	10/7/2015	0.042	<0.0025	0.00093	NJDEP sampled, added their data to EIM, exceeds criteria. Declined NJDEP's treatment offer.
Location: 538					
BED1	10/24/2023	<0.0020	<0.0020	<0.0020	
PT	8/7/2023	<0.0020	<0.0020	<0.0020	
BED1	8/7/2023	<0.0020	<0.0020	<0.0020	
BED1-DUP	8/7/2023	<0.0020	<0.0020	<0.0020	
BED1	5/9/2023	<0.0020	<0.0020	<0.0020	

Concentrations are in micrograms per liter (ug/L). Concentrations are rounded by the laboratory and reported to two significant figures. For samples collected prior to 10/1/2013, results for PFOA are reported under the following protocol: ND < LOD < NQ < LOQ where ND = Not Detected, NQ = Not Quantifiable, LOD = Limit of Detection, LOQ = Limit of Quantitation; the LOD/LOQ may have varied by instrument and quarter. For samples collected after 10/1/2013, samples are reported to a reporting limit (RL) of 0.0050 ug/L for PFOA. For samples collected after 6/30/2016, each target compound RL is 0.0020 ug/L. J = Analyte present, reported value may not be accurate or precise; UJ = Not detected, reporting limit may not be accurate or precise; B = Not detected substantially above the level reported in the laboratory or field blanks. Samples identified as BED1 were collected after the first carbon bed. Samples identified as BED2 were collected after the second carbon bed and represent the treated water. All other samples collected were prior to Chemours treatment. Samples identified with -D or -DUP are duplicate samples. Starting with the 3Q20 samples, the samples are analyzed by USEPA Method 537.1. Prior to 3Q20, the samples were analyzed by a modified method 537. QREP = Qualification Re-Evaluation Program. OMM = Operation, Maintenance, and Monitoring. PWS = Public Water Service. NJDEP = New Jersey Department of Environmental Protection.

**Table 2. Residential Granular Activated Carbon (GAC) Treatment System Results –
Chemours Chambers Works, Deepwater, New Jersey**

Field Sample ID	Date	PFOA	PFOS	PFNA	Comments
BED1	2/8/2023	<0.0020	<0.0020	<0.0020	
BED1-DUP	2/8/2023	<0.0020	<0.0020	<0.0020	
BED1	11/9/2022	<0.0020	<0.0020	<0.0020	
BED1-DUP	11/9/2022	<0.0020	<0.0020	<0.0020	
PT	8/8/2022	<0.0020	<0.0020	<0.0020	
BED1	8/8/2022	<0.0020	<0.0020	<0.0020	
BED1-DUP	8/8/2022	<0.0020	<0.0020	<0.0020	
BED1	5/3/2022	<0.0020	<0.0020	<0.0020	
BED1	3/16/2022	<0.0020	<0.0020	<0.0020	
BED1	12/8/2021	<0.0020	<0.0020	<0.0020	
PT	8/30/2021	0.044	<0.0020	<0.0020	
BED1	8/30/2021	<0.0020	<0.0020	<0.0020	
	2/9/2021	0.028	<0.0020	<0.0020	GAC installed 06/10/2021.
Location: 542					
BED1	11/10/2023	<0.0020	<0.0020	<0.0020	
PT	8/24/2023	0.030	<0.0020	<0.0020	
BED1	8/24/2023	<0.0020	<0.0020	<0.0020	
BED1	5/18/2023	<0.0020	<0.0020	<0.0020	

Concentrations are in micrograms per liter (ug/L). Concentrations are rounded by the laboratory and reported to two significant figures. For samples collected prior to 10/1/2013, results for PFOA are reported under the following protocol: ND < LOD < NQ < LOQ where ND = Not Detected, NQ = Not Quantifiable, LOD = Limit of Detection, LOQ = Limit of Quantitation; the LOD/LOQ may have varied by instrument and quarter. For samples collected after 10/1/2013, samples are reported to a reporting limit (RL) of 0.0050 ug/L for PFOA. For samples collected after 6/30/2016, each target compound RL is 0.0020 ug/L. J = Analyte present, reported value may not be accurate or precise; UJ = Not detected, reporting limit may not be accurate or precise; B = Not detected substantially above the level reported in the laboratory or field blanks. Samples identified as BED1 were collected after the first carbon bed. Samples identified as BED2 were collected after the second carbon bed and represent the treated water. All other samples collected were prior to Chemours treatment. Samples identified with -D or -DUP are duplicate samples. Starting with the 3Q20 samples, the samples are analyzed by USEPA Method 537.1. Prior to 3Q20, the samples were analyzed by a modified method 537. QREP = Qualification Re-Evaluation Program. OMM = Operation, Maintenance, and Monitoring. PWS = Public Water Service. NJDEP = New Jersey Department of Environmental Protection.

**Table 2. Residential Granular Activated Carbon (GAC) Treatment System Results –
Chemours Chambers Works, Deepwater, New Jersey**

Field Sample ID	Date	PFOA	PFOS	PFNA	Comments
BED1	2/22/2023	<0.0020	<0.0020	<0.0020	
BED1	11/8/2022	<0.0020	<0.0020	<0.0020	
PT	9/19/2022	0.028	<0.0020	<0.0020	
BED1	9/19/2022	<0.0020	<0.0020	<0.0020	
BED1	4/20/2022	<0.0020	<0.0020	<0.0020	
	2/9/2021	0.025	<0.0020	<0.0020	GAC installed 03/11/2022.
Location: 549					
BED1	10/31/2023	<0.0020	<0.0020	<0.0020	
PT	7/17/2023	0.11	0.0050	0.0071	
BED1	7/17/2023	<0.0020	<0.0020	<0.0020	
BED1	4/10/2023	<0.0020	<0.0020	<0.0020	
BED1	1/23/2023	<0.0020	<0.0020	<0.0020	
BED1	10/21/2022	<0.0020	<0.0020	<0.0020	
PT	7/20/2022	0.095	0.0034	0.0050 J	
BED1	7/20/2022	<0.0020	<0.0020	<0.0020	
BED1	4/18/2022	<0.0020	<0.0020	<0.0020	
BED1	1/25/2022	<0.0020	<0.0020	<0.0020	
BED1	10/26/2021	<0.0020	<0.0020	<0.0020	

Concentrations are in micrograms per liter (ug/L). Concentrations are rounded by the laboratory and reported to two significant figures. For samples collected prior to 10/1/2013, results for PFOA are reported under the following protocol: ND < LOD < NQ < LOQ where ND = Not Detected, NQ = Not Quantifiable, LOD = Limit of Detection, LOQ = Limit of Quantitation; the LOD/LOQ may have varied by instrument and quarter. For samples collected after 10/1/2013, samples are reported to a reporting limit (RL) of 0.0050 ug/L for PFOA. For samples collected after 6/30/2016, each target compound RL is 0.0020 ug/L. J = Analyte present, reported value may not be accurate or precise; UJ = Not detected, reporting limit may not be accurate or precise; B = Not detected substantially above the level reported in the laboratory or field blanks. Samples identified as BED1 were collected after the first carbon bed. Samples identified as BED2 were collected after the second carbon bed and represent the treated water. All other samples collected were prior to Chemours treatment. Samples identified with -D or -DUP are duplicate samples. Starting with the 3Q20 samples, the samples are analyzed by USEPA Method 537.1. Prior to 3Q20, the samples were analyzed by a modified method 537. QREP = Qualification Re-Evaluation Program. OMM = Operation, Maintenance, and Monitoring. PWS = Public Water Service. NJDEP = New Jersey Department of Environmental Protection.

**Table 2. Residential Granular Activated Carbon (GAC) Treatment System Results –
Chemours Chambers Works, Deepwater, New Jersey**

Field Sample ID	Date	PFOA	PFOS	PFNA	Comments
PT	7/14/2021	0.029	<0.0020	<0.0020	
BED1	7/14/2021	<0.0020	<0.0020	<0.0020	
	2/17/2021	0.064 J	0.0093	0.0071 J	GAC installed 06/25/2021.
Location: 553					
BED1	12/12/2023	<0.0020	<0.0020	<0.0020	
PT	9/5/2023	0.066	0.0027	0.0021	
BED1	9/5/2023	<0.0020	<0.0020	<0.0020	
BED1	6/5/2023	<0.0020	<0.0020	<0.0020	
BED1	2/20/2023	<0.0020	<0.0020	<0.0020	
BED1	10/31/2022	<0.0020	<0.0020	<0.0020	
PT	8/22/2022	0.067	0.0028	0.0020	
BED1	8/22/2022	<0.0020	<0.0020	<0.0020	
BED1	5/2/2022	<0.0020	<0.0020	<0.0020	
BED1	1/31/2022	<0.0020	<0.0020	<0.0020	
PT	9/1/2021	0.061	0.0036 J	0.0023	
BED1	9/1/2021	<0.0020	<0.0020	<0.0020	
	2/25/2021	0.061	0.0023	<0.0020	GAC installed 05/26/2021.

Concentrations are in micrograms per liter (ug/L). Concentrations are rounded by the laboratory and reported to two significant figures. For samples collected prior to 10/1/2013, results for PFOA are reported under the following protocol: ND < LOD < NQ < LOQ where ND = Not Detected, NQ = Not Quantifiable, LOD = Limit of Detection, LOQ = Limit of Quantitation; the LOD/LOQ may have varied by instrument and quarter. For samples collected after 10/1/2013, samples are reported to a reporting limit (RL) of 0.0050 ug/L for PFOA. For samples collected after 6/30/2016, each target compound RL is 0.0020 ug/L. J = Analyte present, reported value may not be accurate or precise; UJ = Not detected, reporting limit may not be accurate or precise; B = Not detected substantially above the level reported in the laboratory or field blanks. Samples identified as BED1 were collected after the first carbon bed. Samples identified as BED2 were collected after the second carbon bed and represent the treated water. All other samples collected were prior to Chemours treatment. Samples identified with -D or -DUP are duplicate samples. Starting with the 3Q20 samples, the samples are analyzed by USEPA Method 537.1. Prior to 3Q20, the samples were analyzed by a modified method 537. QREP = Qualification Re-Evaluation Program. OMM = Operation, Maintenance, and Monitoring. PWS = Public Water Service. NJDEP = New Jersey Department of Environmental Protection.

**Table 2. Residential Granular Activated Carbon (GAC) Treatment System Results –
Chemours Chambers Works, Deepwater, New Jersey**

Field Sample ID	Date	PFOA	PFOS	PFNA	Comments
Location: 557					
BED1	10/16/2023	<0.0020	<0.0020	<0.0020	
PT	7/31/2023	0.041	0.0021	0.0034	
BED1	7/31/2023	<0.0020	<0.0020	<0.0020	
BED1	4/24/2023	<0.0020	<0.0020	<0.0020	
BED1	1/30/2023	<0.0020	<0.0020	<0.0020	
BED1	10/24/2022	<0.0020	<0.0020	<0.0020	
PT	7/18/2022	0.040	<0.0020	0.0035	
BED1	7/18/2022	<0.0020	<0.0020	<0.0020	
BED1	4/18/2022	<0.0020	<0.0020	<0.0020	
BED1	1/24/2022	<0.0020	<0.0020	<0.0020	
-DUP	3/9/2021	0.040	<0.0020	0.0027	GAC installed 10/26/2021.
	3/9/2021	0.041	0.0020	0.0028	GAC installed 10/26/2021.
Location: 559					
BED1	12/21/2023	<0.0020	<0.0020	<0.0020	
PT	9/20/2023	0.038	<0.0020	0.0051	
BED1	9/20/2023	<0.0020	<0.0020	<0.0020	
BED1	5/16/2023	<0.0020	<0.0020	<0.0020	

Concentrations are in micrograms per liter (ug/L). Concentrations are rounded by the laboratory and reported to two significant figures. For samples collected prior to 10/1/2013, results for PFOA are reported under the following protocol: ND < LOD < NQ < LOQ where ND = Not Detected, NQ = Not Quantifiable, LOD = Limit of Detection, LOQ = Limit of Quantitation; the LOD/LOQ may have varied by instrument and quarter. For samples collected after 10/1/2013, samples are reported to a reporting limit (RL) of 0.0050 ug/L for PFOA. For samples collected after 6/30/2016, each target compound RL is 0.0020 ug/L. J = Analyte present, reported value may not be accurate or precise; UJ = Not detected, reporting limit may not be accurate or precise; B = Not detected substantially above the level reported in the laboratory or field blanks. Samples identified as BED1 were collected after the first carbon bed. Samples identified as BED2 were collected after the second carbon bed and represent the treated water. All other samples collected were prior to Chemours treatment. Samples identified with -D or -DUP are duplicate samples. Starting with the 3Q20 samples, the samples are analyzed by USEPA Method 537.1. Prior to 3Q20, the samples were analyzed by a modified method 537. QREP = Qualification Re-Evaluation Program. OMM = Operation, Maintenance, and Monitoring. PWS = Public Water Service. NJDEP = New Jersey Department of Environmental Protection.

**Table 2. Residential Granular Activated Carbon (GAC) Treatment System Results –
Chemours Chambers Works, Deepwater, New Jersey**

Field Sample ID	Date	PFOA	PFOS	PFNA	Comments
BED1	2/8/2023	<0.0020	<0.0020	<0.0020	
BED1	11/8/2022	<0.0020	<0.0020	<0.0020	
PT	9/1/2022	0.041	<0.0020	0.0032	
BED1	9/1/2022	<0.0020	<0.0020	<0.0020	
BED1	5/24/2022	<0.0020	<0.0020	<0.0020	
BED1	2/3/2022	<0.0020	<0.0020	<0.0020	
BED1	10/27/2021	<0.0020	<0.0020	<0.0020	
PT	7/16/2021	0.068	<0.0020	0.0038	
BED1	7/16/2021	<0.0020	<0.0020	<0.0020	
	3/17/2021	0.049	<0.0020	0.0027	GAC installed 05/20/2021.
-DUP	3/17/2021	0.053	<0.0020	0.0029	GAC installed 05/20/2021.
Location: 570					
BED1	11/15/2023	<0.0020	<0.0020	<0.0020	
BED1	6/21/2023	<0.0020	<0.0020	<0.0020	
BED1	3/22/2023	<0.0020	<0.0020	<0.0020	
BED1-DUP	3/22/2023	<0.0020	<0.0020	<0.0020	
PT	8/29/2022	0.025	<0.0020	<0.0020	
BED1	8/29/2022	<0.0020	<0.0020	<0.0020	

Concentrations are in micrograms per liter (ug/L). Concentrations are rounded by the laboratory and reported to two significant figures. For samples collected prior to 10/1/2013, results for PFOA are reported under the following protocol: ND < LOD < NQ < LOQ where ND = Not Detected, NQ = Not Quantifiable, LOD = Limit of Detection, LOQ = Limit of Quantitation; the LOD/LOQ may have varied by instrument and quarter. For samples collected after 10/1/2013, samples are reported to a reporting limit (RL) of 0.0050 ug/L for PFOA. For samples collected after 6/30/2016, each target compound RL is 0.0020 ug/L. J = Analyte present, reported value may not be accurate or precise; UJ = Not detected, reporting limit may not be accurate or precise; B = Not detected substantially above the level reported in the laboratory or field blanks. Samples identified as BED1 were collected after the first carbon bed. Samples identified as BED2 were collected after the second carbon bed and represent the treated water. All other samples collected were prior to Chemours treatment. Samples identified with -D or -DUP are duplicate samples. Starting with the 3Q20 samples, the samples are analyzed by USEPA Method 537.1. Prior to 3Q20, the samples were analyzed by a modified method 537. QREP = Qualification Re-Evaluation Program. OMM = Operation, Maintenance, and Monitoring. PWS = Public Water Service. NJDEP = New Jersey Department of Environmental Protection.

**Table 2. Residential Granular Activated Carbon (GAC) Treatment System Results –
Chemours Chambers Works, Deepwater, New Jersey**

Field Sample ID	Date	PFOA	PFOS	PFNA	Comments
BED1	3/28/2022	<0.0020	<0.0020	<0.0020	
	4/19/2021	0.029	<0.0020	<0.0020	GAC installed 10/06/2021.
-DUP	4/19/2021	0.028	<0.0020	<0.0020	GAC installed 10/06/2021.
Location: 571					
BED1	10/11/2023	<0.0020	<0.0020	<0.0020	Carbon Changeout 08/01/2023 - Fe.
PT	7/21/2023	0.035	<0.0020	<0.0020	Carbon Changeout 08/01/2023 - Fe.
BED1	7/21/2023	<0.0020	<0.0020	<0.0020	Carbon Changeout 08/01/2023 - Fe.
BED1	4/4/2023	<0.0020	<0.0020	<0.0020	
BED1	1/3/2023	<0.0020	<0.0020	<0.0020	
BED1	10/4/2022	<0.0020	<0.0020	<0.0020	
PT	7/6/2022	0.033	<0.0020	<0.0020	
BED1	7/6/2022	<0.0020	<0.0020	<0.0020	
	4/27/2021	0.035 J	<0.0020	<0.0020	GAC installed 06/07/2022.
-DUP	4/27/2021	0.026	<0.0020	<0.0020	GAC installed 06/07/2022.
Location: 573					
BED1	10/16/2023	<0.0020	<0.0020	<0.0020	
PT	7/26/2023	0.050	0.0042	0.011	
BED1	7/26/2023	<0.0020	<0.0020	<0.0020	

Concentrations are in micrograms per liter (ug/L). Concentrations are rounded by the laboratory and reported to two significant figures. For samples collected prior to 10/1/2013, results for PFOA are reported under the following protocol: ND < LOD < NQ < LOQ where ND = Not Detected, NQ = Not Quantifiable, LOD = Limit of Detection, LOQ = Limit of Quantitation; the LOD/LOQ may have varied by instrument and quarter. For samples collected after 10/1/2013, samples are reported to a reporting limit (RL) of 0.0050 ug/L for PFOA. For samples collected after 6/30/2016, each target compound RL is 0.0020 ug/L. J = Analyte present, reported value may not be accurate or precise; UJ = Not detected, reporting limit may not be accurate or precise; B = Not detected substantially above the level reported in the laboratory or field blanks. Samples identified as BED1 were collected after the first carbon bed. Samples identified as BED2 were collected after the second carbon bed and represent the treated water. All other samples collected were prior to Chemours treatment. Samples identified with -D or -DUP are duplicate samples. Starting with the 3Q20 samples, the samples are analyzed by USEPA Method 537.1. Prior to 3Q20, the samples were analyzed by a modified method 537. QREP = Qualification Re-Evaluation Program. OMM = Operation, Maintenance, and Monitoring. PWS = Public Water Service. NJDEP = New Jersey Department of Environmental Protection.

**Table 2. Residential Granular Activated Carbon (GAC) Treatment System Results –
Chemours Chambers Works, Deepwater, New Jersey**

Field Sample ID	Date	PFOA	PFOS	PFNA	Comments
BED1	4/26/2023	<0.0020	<0.0020	<0.0020	
BED1	2/6/2023	<0.0020	<0.0020	<0.0020	
BED1	12/5/2022	<0.0020	<0.0020	<0.0020	
PT	9/12/2022	0.059	0.0060	0.012	
BED1	9/12/2022	<0.0020	<0.0020	<0.0020	
BED1	6/1/2022	<0.0020	<0.0020	<0.0020	
BED1	3/7/2022	<0.0020 UJ	<0.0020 UJ	<0.0020 UJ	
BED1	12/1/2021	<0.0020	<0.0020	<0.0020	
	5/10/2021	0.052	0.0050 J	0.0099	GAC installed 07/09/2021.
Location: 581					
BED1	10/20/2023	<0.0020	<0.0020	<0.0020	
PT	8/8/2023	0.057	0.0035	0.013	
BED1	8/8/2023	<0.0020	<0.0020	<0.0020	
BED1-DUP	8/8/2023	<0.0020	<0.0020	<0.0020	
BED1	5/30/2023	<0.0020	<0.0020	<0.0020	
BED1-DUP	5/30/2023	<0.0020	<0.0020	<0.0020	
BED1	3/7/2023	<0.0020	<0.0020	<0.0020	
BED1	11/3/2022	<0.0020	<0.0020	<0.0020	

Concentrations are in micrograms per liter (ug/L). Concentrations are rounded by the laboratory and reported to two significant figures. For samples collected prior to 10/1/2013, results for PFOA are reported under the following protocol: ND < LOD < NQ < LOQ where ND = Not Detected, NQ = Not Quantifiable, LOD = Limit of Detection, LOQ = Limit of Quantitation; the LOD/LOQ may have varied by instrument and quarter. For samples collected after 10/1/2013, samples are reported to a reporting limit (RL) of 0.0050 ug/L for PFOA. For samples collected after 6/30/2016, each target compound RL is 0.0020 ug/L. J = Analyte present, reported value may not be accurate or precise; UJ = Not detected, reporting limit may not be accurate or precise; B = Not detected substantially above the level reported in the laboratory or field blanks. Samples identified as BED1 were collected after the first carbon bed. Samples identified as BED2 were collected after the second carbon bed and represent the treated water. All other samples collected were prior to Chemours treatment. Samples identified with -D or -DUP are duplicate samples. Starting with the 3Q20 samples, the samples are analyzed by USEPA Method 537.1. Prior to 3Q20, the samples were analyzed by a modified method 537. QREP = Qualification Re-Evaluation Program. OMM = Operation, Maintenance, and Monitoring. PWS = Public Water Service. NJDEP = New Jersey Department of Environmental Protection.

**Table 2. Residential Granular Activated Carbon (GAC) Treatment System Results –
Chemours Chambers Works, Deepwater, New Jersey**

Field Sample ID	Date	PFOA	PFOS	PFNA	Comments
PT	8/29/2022	0.061	0.0041	0.013	
BED1	8/29/2022	<0.0020	<0.0020	<0.0020	
BED1	5/18/2022	<0.0020	<0.0020	<0.0020	
BED1-DUP	5/18/2022	<0.0020	<0.0020	<0.0020	
BED1	2/15/2022	<0.0020	<0.0020	<0.0020	
BED1	10/21/2021	<0.0020	<0.0020	<0.0020	
	5/25/2021	0.060	0.0033 J	0.013	GAC installed 08/24/2021.
Location: 583					
BED1	12/11/2023	<0.0020	<0.0020	<0.0020	
PT	9/18/2023	0.037	0.0025	0.0049	
BED1	9/18/2023	<0.0020	<0.0020	<0.0020	
BED1	5/8/2023	<0.0020	<0.0020	<0.0020	
BED1	2/2/2023	<0.0020	<0.0020	<0.0020	
BED1	10/19/2022	<0.0020	<0.0020	<0.0020	
PT	8/9/2022	0.043	0.0026 J	0.0049	
BED1	8/9/2022	<0.0020	<0.0020	<0.0020	
BED1	5/2/2022	<0.0020	<0.0020	<0.0020	
BED1	3/23/2022	<0.0020	<0.0020	<0.0020	

Concentrations are in micrograms per liter (ug/L). Concentrations are rounded by the laboratory and reported to two significant figures. For samples collected prior to 10/1/2013, results for PFOA are reported under the following protocol: ND < LOD < NQ < LOQ where ND = Not Detected, NQ = Not Quantifiable, LOD = Limit of Detection, LOQ = Limit of Quantitation; the LOD/LOQ may have varied by instrument and quarter. For samples collected after 10/1/2013, samples are reported to a reporting limit (RL) of 0.0050 ug/L for PFOA. For samples collected after 6/30/2016, each target compound RL is 0.0020 ug/L. J = Analyte present, reported value may not be accurate or precise; UJ = Not detected, reporting limit may not be accurate or precise; B = Not detected substantially above the level reported in the laboratory or field blanks. Samples identified as BED1 were collected after the first carbon bed. Samples identified as BED2 were collected after the second carbon bed and represent the treated water. All other samples collected were prior to Chemours treatment. Samples identified with -D or -DUP are duplicate samples. Starting with the 3Q20 samples, the samples are analyzed by USEPA Method 537.1. Prior to 3Q20, the samples were analyzed by a modified method 537. QREP = Qualification Re-Evaluation Program. OMM = Operation, Maintenance, and Monitoring. PWS = Public Water Service. NJDEP = New Jersey Department of Environmental Protection.

**Table 2. Residential Granular Activated Carbon (GAC) Treatment System Results –
Chemours Chambers Works, Deepwater, New Jersey**

Field Sample ID	Date	PFOA	PFOS	PFNA	Comments
-DUP	6/2/2021	0.065	0.0031	0.0056	GAC installed 11/09/2021.
	6/2/2021	0.060	0.0034	0.0054	GAC installed 11/09/2021.
Location: 584					
BED1	11/21/2023	<0.0020	<0.0020	<0.0020	
PT	8/30/2023	0.10	0.013 J	0.0040 J	
BED1	8/30/2023	<0.0020	<0.0020	<0.0020	
BED1	5/25/2023	<0.0020	<0.0020	<0.0020	
BED1	2/15/2023	<0.0020	<0.0020	<0.0020	
BED1	11/3/2022	<0.0020	<0.0020	<0.0020	
PT	8/9/2022	0.079	0.015 J	0.0037	
BED1	8/9/2022	<0.0020	<0.0020	<0.0020	
BED1	4/27/2022	<0.0020	<0.0020	<0.0020	
BED1	1/26/2022	<0.0020	<0.0020	<0.0020	
	6/2/2021	0.080	0.013	0.0037	GAC installed 10/05/2021.
Location: 585					
BED1	10/18/2023	<0.0020 UJ	<0.0020 UJ	<0.0020 UJ	
PT	8/1/2023	0.065 J	0.0025 J	0.0085 J	Carbon Changeout 08/01/2023 - results driven.
BED1	8/1/2023	<0.0020	<0.0020	<0.0020	Carbon Changeout 08/01/2023 - results driven.

Concentrations are in micrograms per liter (ug/L). Concentrations are rounded by the laboratory and reported to two significant figures. For samples collected prior to 10/1/2013, results for PFOA are reported under the following protocol: ND < LOD < NQ < LOQ where ND = Not Detected, NQ = Not Quantifiable, LOD = Limit of Detection, LOQ = Limit of Quantitation; the LOD/LOQ may have varied by instrument and quarter. For samples collected after 10/1/2013, samples are reported to a reporting limit (RL) of 0.0050 ug/L for PFOA. For samples collected after 6/30/2016, each target compound RL is 0.0020 ug/L. J = Analyte present, reported value may not be accurate or precise; UJ = Not detected, reporting limit may not be accurate or precise; B = Not detected substantially above the level reported in the laboratory or field blanks. Samples identified as BED1 were collected after the first carbon bed. Samples identified as BED2 were collected after the second carbon bed and represent the treated water. All other samples collected were prior to Chemours treatment. Samples identified with -D or -DUP are duplicate samples. Starting with the 3Q20 samples, the samples are analyzed by USEPA Method 537.1. Prior to 3Q20, the samples were analyzed by a modified method 537. QREP = Qualification Re-Evaluation Program. OMM = Operation, Maintenance, and Monitoring. PWS = Public Water Service. NJDEP = New Jersey Department of Environmental Protection.

**Table 2. Residential Granular Activated Carbon (GAC) Treatment System Results –
Chemours Chambers Works, Deepwater, New Jersey**

Field Sample ID	Date	PFOA	PFOS	PFNA	Comments
BED1	6/21/2023	0.0042	<0.0020	<0.0020	
BED2	6/21/2023	0.0036	<0.0020	<0.0020	
BED1	12/21/2022	<0.0020	<0.0020	<0.0020	
PT	7/7/2022	0.070	0.0023 J	0.0064	
BED1	7/7/2022	<0.0020	<0.0020	<0.0020	
BED1	4/6/2022	<0.0020	<0.0020	<0.0020	
	6/2/2021	0.075	0.0022	0.0075	GAC installed 03/30/2022.
Location: 589					
BED1	12/5/2023	<0.0020	<0.0020	<0.0020	
BED1-DUP	12/5/2023	<0.0020	<0.0020	<0.0020	
PT	9/12/2023	0.057	0.016	0.0097	
BED1	9/12/2023	<0.0020	<0.0020	<0.0020	
BED1	4/5/2023	<0.0020	<0.0020	<0.0020	
	8/29/2022	0.030	0.0034 J	0.0046	GAC installed 01/18/2023.
	6/8/2021	0.010	0.0032	<0.0020	
Location: 598					
BED1	10/20/2023	<0.0020	<0.0020	<0.0020	
BED1-DUP	10/20/2023	<0.0020	<0.0020	<0.0020	

Concentrations are in micrograms per liter (ug/L). Concentrations are rounded by the laboratory and reported to two significant figures. For samples collected prior to 10/1/2013, results for PFOA are reported under the following protocol: ND < LOD < NQ < LOQ where ND = Not Detected, NQ = Not Quantifiable, LOD = Limit of Detection, LOQ = Limit of Quantitation; the LOD/LOQ may have varied by instrument and quarter. For samples collected after 10/1/2013, samples are reported to a reporting limit (RL) of 0.0050 ug/L for PFOA. For samples collected after 6/30/2016, each target compound RL is 0.0020 ug/L. J = Analyte present, reported value may not be accurate or precise; UJ = Not detected, reporting limit may not be accurate or precise; B = Not detected substantially above the level reported in the laboratory or field blanks. Samples identified as BED1 were collected after the first carbon bed. Samples identified as BED2 were collected after the second carbon bed and represent the treated water. All other samples collected were prior to Chemours treatment. Samples identified with -D or -DUP are duplicate samples. Starting with the 3Q20 samples, the samples are analyzed by USEPA Method 537.1. Prior to 3Q20, the samples were analyzed by a modified method 537. QREP = Qualification Re-Evaluation Program. OMM = Operation, Maintenance, and Monitoring. PWS = Public Water Service. NJDEP = New Jersey Department of Environmental Protection.

**Table 2. Residential Granular Activated Carbon (GAC) Treatment System Results –
Chemours Chambers Works, Deepwater, New Jersey**

Field Sample ID	Date	PFOA	PFOS	PFNA	Comments
PT	8/1/2023	0.058	<0.0020	0.0045	
BED1	8/1/2023	<0.0020	<0.0020	<0.0020	
BED1	5/3/2023	<0.0020	<0.0020	<0.0020	
BED1	2/13/2023	<0.0020	<0.0020	<0.0020	
BED1	11/16/2022	<0.0020	<0.0020	<0.0020	
PT	9/12/2022	0.095	0.0021	0.0059	
BED1	9/12/2022	<0.0020	<0.0020	<0.0020	
BED1	6/29/2022	<0.0020	<0.0020	<0.0020	
BED1	1/25/2022	<0.0020	<0.0020	<0.0020	
	8/4/2021	0.090	0.0022	0.0093	GAC installed 10/12/2021.
Location: 604					
BED1	10/4/2023	<0.0020	<0.0020	<0.0020	
PT	7/11/2023	0.049	<0.0020	<0.0020	
BED1	7/11/2023	<0.0020	<0.0020	<0.0020	
BED1	4/13/2023	<0.0020	<0.0020	<0.0020	
BED1	1/9/2023	<0.0020	<0.0020	<0.0020	
BED1	10/12/2022	<0.0020	<0.0020	<0.0020	
PT	7/5/2022	0.049	<0.0020	<0.0020	

Concentrations are in micrograms per liter (ug/L). Concentrations are rounded by the laboratory and reported to two significant figures. For samples collected prior to 10/1/2013, results for PFOA are reported under the following protocol: ND < LOD < NQ < LOQ where ND = Not Detected, NQ = Not Quantifiable, LOD = Limit of Detection, LOQ = Limit of Quantitation; the LOD/LOQ may have varied by instrument and quarter. For samples collected after 10/1/2013, samples are reported to a reporting limit (RL) of 0.0050 ug/L for PFOA. For samples collected after 6/30/2016, each target compound RL is 0.0020 ug/L. J = Analyte present, reported value may not be accurate or precise; UJ = Not detected, reporting limit may not be accurate or precise; B = Not detected substantially above the level reported in the laboratory or field blanks. Samples identified as BED1 were collected after the first carbon bed. Samples identified as BED2 were collected after the second carbon bed and represent the treated water. All other samples collected were prior to Chemours treatment. Samples identified with -D or -DUP are duplicate samples. Starting with the 3Q20 samples, the samples are analyzed by USEPA Method 537.1. Prior to 3Q20, the samples were analyzed by a modified method 537. QREP = Qualification Re-Evaluation Program. OMM = Operation, Maintenance, and Monitoring. PWS = Public Water Service. NJDEP = New Jersey Department of Environmental Protection.

**Table 2. Residential Granular Activated Carbon (GAC) Treatment System Results –
Chemours Chambers Works, Deepwater, New Jersey**

Field Sample ID	Date	PFOA	PFOS	PFNA	Comments
BED1	7/5/2022	<0.0020	<0.0020	<0.0020	
BED1-DUP	7/5/2022	<0.0020	<0.0020	<0.0020	
-DUP	8/9/2021	0.049	<0.0020	<0.0020	GAC installed 05/11/2022.
	8/9/2021	0.049 J	0.0020	<0.0020	GAC installed 05/11/2022.
Location: 617					
BED1	10/25/2023	<0.0020	<0.0020	<0.0020	
PT	8/8/2023	0.046	<0.0020	<0.0020	
BED1	8/8/2023	<0.0020	<0.0020	<0.0020	
BED1	5/8/2023	<0.0020	<0.0020	<0.0020	
BED1	2/1/2023	<0.0020	<0.0020	<0.0020	
BED1	10/26/2022	<0.0020	<0.0020	<0.0020	
PT	8/2/2022	0.044 J	<0.0020 UJ	<0.0020 UJ	
BED1	8/2/2022	<0.0020 UJ	<0.0020 UJ	<0.0020 UJ	
BED1	4/12/2022	<0.0020	<0.0020	<0.0020	
BED1	1/18/2022	<0.0020	<0.0020	<0.0020	
POST	8/11/2021	<0.0020	<0.0020	<0.0020	GAC installed 11/04/2021.
PRE	8/11/2021	0.035	<0.0020	<0.0020	GAC installed 11/04/2021.

Concentrations are in micrograms per liter (ug/L). Concentrations are rounded by the laboratory and reported to two significant figures. For samples collected prior to 10/1/2013, results for PFOA are reported under the following protocol: ND < LOD < NQ < LOQ where ND = Not Detected, NQ = Not Quantifiable, LOD = Limit of Detection, LOQ = Limit of Quantitation; the LOD/LOQ may have varied by instrument and quarter. For samples collected after 10/1/2013, samples are reported to a reporting limit (RL) of 0.0050 ug/L for PFOA. For samples collected after 6/30/2016, each target compound RL is 0.0020 ug/L. J = Analyte present, reported value may not be accurate or precise; UJ = Not detected, reporting limit may not be accurate or precise; B = Not detected substantially above the level reported in the laboratory or field blanks. Samples identified as BED1 were collected after the first carbon bed. Samples identified as BED2 were collected after the second carbon bed and represent the treated water. All other samples collected were prior to Chemours treatment. Samples identified with -D or -DUP are duplicate samples. Starting with the 3Q20 samples, the samples are analyzed by USEPA Method 537.1. Prior to 3Q20, the samples were analyzed by a modified method 537. QREP = Qualification Re-Evaluation Program. OMM = Operation, Maintenance, and Monitoring. PWS = Public Water Service. NJDEP = New Jersey Department of Environmental Protection.

**Table 2. Residential Granular Activated Carbon (GAC) Treatment System Results –
Chemours Chambers Works, Deepwater, New Jersey**

Field Sample ID	Date	PFOA	PFOS	PFNA	Comments
Location: 634					
BED1	10/10/2023	<0.0020	<0.0020	<0.0020	
PT	7/19/2023	0.0035	<0.0020	<0.0020	
BED1	7/19/2023	<0.0020	<0.0020	<0.0020	
BED1	4/17/2023	<0.0020	<0.0020	<0.0020	
BED1	1/25/2023	<0.0020	<0.0020	<0.0020	
BED1	10/7/2022	<0.0020	<0.0020	<0.0020	
BED1-DUP	10/7/2022	<0.0020	<0.0020	<0.0020	
PT	7/13/2022	0.0023	<0.0020	<0.0020	
BED1	7/13/2022	<0.0020	<0.0020	<0.0020	
BED1-DUP	7/13/2022	<0.0020	<0.0020	<0.0020	
BED1	4/13/2022	<0.0020 UJ	<0.0020 UJ	<0.0020 UJ	
BED1-DUP	4/13/2022	<0.0020	<0.0020	<0.0020	
BED1	1/19/2022	<0.0020	<0.0020	<0.0020	
-DUP	9/9/2021	0.053	<0.0020	<0.0020	GAC installed 11/02/2021.
	9/9/2021	0.054	<0.0020	<0.0020	GAC installed 11/02/2021.
Location: 638					
BED1	10/4/2023	<0.0020	<0.0020	<0.0020	

Concentrations are in micrograms per liter (ug/L). Concentrations are rounded by the laboratory and reported to two significant figures. For samples collected prior to 10/1/2013, results for PFOA are reported under the following protocol: ND < LOD < NQ < LOQ where ND = Not Detected, NQ = Not Quantifiable, LOD = Limit of Detection, LOQ = Limit of Quantitation; the LOD/LOQ may have varied by instrument and quarter. For samples collected after 10/1/2013, samples are reported to a reporting limit (RL) of 0.0050 ug/L for PFOA. For samples collected after 6/30/2016, each target compound RL is 0.0020 ug/L. J = Analyte present, reported value may not be accurate or precise; UJ = Not detected, reporting limit may not be accurate or precise; B = Not detected substantially above the level reported in the laboratory or field blanks. Samples identified as BED1 were collected after the first carbon bed. Samples identified as BED2 were collected after the second carbon bed and represent the treated water. All other samples collected were prior to Chemours treatment. Samples identified with -D or -DUP are duplicate samples. Starting with the 3Q20 samples, the samples are analyzed by USEPA Method 537.1. Prior to 3Q20, the samples were analyzed by a modified method 537. QREP = Qualification Re-Evaluation Program. OMM = Operation, Maintenance, and Monitoring. PWS = Public Water Service. NJDEP = New Jersey Department of Environmental Protection.

**Table 2. Residential Granular Activated Carbon (GAC) Treatment System Results –
Chemours Chambers Works, Deepwater, New Jersey**

Field Sample ID	Date	PFOA	PFOS	PFNA	Comments
PT	7/21/2023	0.033	0.0055	0.011	
BED1	7/21/2023	<0.0020	<0.0020	<0.0020	
BED1	4/12/2023	<0.0020	<0.0020	<0.0020	
BED1	1/23/2023	<0.0020	<0.0020	<0.0020	
BED1	10/13/2022	<0.0020	<0.0020	<0.0020	
PT	7/20/2022	0.035	0.0050	0.0091	
BED1	7/20/2022	<0.0020	<0.0020	<0.0020	
BED1	4/19/2022	<0.0020	<0.0020	<0.0020	
-DUP	10/7/2021	0.032	0.0095 J	0.0094	GAC installed 01/04/2022.
	10/7/2021	0.032	0.0098	0.0098	GAC installed 01/04/2022.
Location: 640					
BED1	10/4/2023	<0.0020	<0.0020	<0.0020	
PT	7/7/2023	0.041	0.0069	0.0020	
BED1	7/7/2023	<0.0020	<0.0020	<0.0020	
BED1	4/12/2023	<0.0020	<0.0020	<0.0020	
BED1	1/23/2023	<0.0020	<0.0020	<0.0020	
-DUP	10/29/2021	0.042	0.0062	<0.0020	GAC installed 11/16/2022.
	10/29/2021	0.040	0.0060	<0.0020	GAC installed 11/16/2022.

Concentrations are in micrograms per liter (ug/L). Concentrations are rounded by the laboratory and reported to two significant figures. For samples collected prior to 10/1/2013, results for PFOA are reported under the following protocol: ND < LOD < NQ < LOQ where ND = Not Detected, NQ = Not Quantifiable, LOD = Limit of Detection, LOQ = Limit of Quantitation; the LOD/LOQ may have varied by instrument and quarter. For samples collected after 10/1/2013, samples are reported to a reporting limit (RL) of 0.0050 ug/L for PFOA. For samples collected after 6/30/2016, each target compound RL is 0.0020 ug/L. J = Analyte present, reported value may not be accurate or precise; UJ = Not detected, reporting limit may not be accurate or precise; B = Not detected substantially above the level reported in the laboratory or field blanks. Samples identified as BED1 were collected after the first carbon bed. Samples identified as BED2 were collected after the second carbon bed and represent the treated water. All other samples collected were prior to Chemours treatment. Samples identified with -D or -DUP are duplicate samples. Starting with the 3Q20 samples, the samples are analyzed by USEPA Method 537.1. Prior to 3Q20, the samples were analyzed by a modified method 537. QREP = Qualification Re-Evaluation Program. OMM = Operation, Maintenance, and Monitoring. PWS = Public Water Service. NJDEP = New Jersey Department of Environmental Protection.

**Table 2. Residential Granular Activated Carbon (GAC) Treatment System Results –
Chemours Chambers Works, Deepwater, New Jersey**

Field Sample ID	Date	PFOA	PFOS	PFNA	Comments
Location: 641					
BED1	10/10/2023	<0.0020	<0.0020	<0.0020	
PT	7/19/2023	0.060	<0.0020	<0.0020	
BED1	7/19/2023	<0.0020	<0.0020	<0.0020	
BED1-DUP	7/19/2023	<0.0020	<0.0020	<0.0020	
BED1	4/17/2023	<0.0020	<0.0020	<0.0020	
BED1	1/12/2023	<0.0020	<0.0020	<0.0020	
BED1	10/7/2022	<0.0020	<0.0020	<0.0020	
PT	7/11/2022	0.063	<0.0020	<0.0020	
BED1	7/11/2022	<0.0020	<0.0020	<0.0020	
BED1-DUP	7/11/2022	<0.0020	<0.0020	<0.0020	
BED1	4/7/2022	0.0021	<0.0020	<0.0020	
BED2	4/7/2022	<0.0020	<0.0020	<0.0020	
	10/29/2021	0.065	<0.0020	<0.0020	GAC installed 01/05/2022.
Location: 642					
BED1	10/4/2023	<0.0020	<0.0020	<0.0020	
PT	7/7/2023	<0.0020	<0.0020	<0.0020	
BED1	7/7/2023	0.052	0.0061	0.011	

Concentrations are in micrograms per liter (ug/L). Concentrations are rounded by the laboratory and reported to two significant figures. For samples collected prior to 10/1/2013, results for PFOA are reported under the following protocol: ND < LOD < NQ < LOQ where ND = Not Detected, NQ = Not Quantifiable, LOD = Limit of Detection, LOQ = Limit of Quantitation; the LOD/LOQ may have varied by instrument and quarter. For samples collected after 10/1/2013, samples are reported to a reporting limit (RL) of 0.0050 ug/L for PFOA. For samples collected after 6/30/2016, each target compound RL is 0.0020 ug/L. J = Analyte present, reported value may not be accurate or precise; UJ = Not detected, reporting limit may not be accurate or precise; B = Not detected substantially above the level reported in the laboratory or field blanks. Samples identified as BED1 were collected after the first carbon bed. Samples identified as BED2 were collected after the second carbon bed and represent the treated water. All other samples collected were prior to Chemours treatment. Samples identified with -D or -DUP are duplicate samples. Starting with the 3Q20 samples, the samples are analyzed by USEPA Method 537.1. Prior to 3Q20, the samples were analyzed by a modified method 537. QREP = Qualification Re-Evaluation Program. OMM = Operation, Maintenance, and Monitoring. PWS = Public Water Service. NJDEP = New Jersey Department of Environmental Protection.

**Table 2. Residential Granular Activated Carbon (GAC) Treatment System Results –
Chemours Chambers Works, Deepwater, New Jersey**

Field Sample ID	Date	PFOA	PFOS	PFNA	Comments
BED2	7/7/2023	<0.0020	<0.0020	<0.0020	
BED1	4/12/2023	<0.0020	<0.0020	<0.0020	
BED1	1/16/2023	<0.0020	<0.0020	<0.0020	
BED1	10/13/2022	<0.0020	<0.0020	<0.0020	
PT	8/3/2022	<0.0020	<0.0020	<0.0020	
BED1	8/3/2022	<0.0020	<0.0020	<0.0020	
BED1	5/3/2022	<0.0020	<0.0020	<0.0020	
-DUP	11/12/2021	0.080	0.017 J	0.022	GAC installed 01/27/2022.
	11/12/2021	0.097 J	0.013 J	0.017 J	GAC installed 01/27/2022.
Location: 644					
BED1	10/4/2023	<0.0020	<0.0020	<0.0020	
PT	7/7/2023	0.13	0.0054	0.0066	
BED1	7/7/2023	<0.0020	<0.0020	<0.0020	
BED1-DUP	7/7/2023	<0.0020	<0.0020	<0.0020	
BED1	4/12/2023	<0.0020	<0.0020	<0.0020	
BED1-DUP	4/12/2023	<0.0020	<0.0020	<0.0020	
BED1	1/16/2023	<0.0020	<0.0020	<0.0020	
BED1-DUP	1/16/2023	<0.0020	<0.0020	<0.0020	

Concentrations are in micrograms per liter (ug/L). Concentrations are rounded by the laboratory and reported to two significant figures. For samples collected prior to 10/1/2013, results for PFOA are reported under the following protocol: ND < LOD < NQ < LOQ where ND = Not Detected, NQ = Not Quantifiable, LOD = Limit of Detection, LOQ = Limit of Quantitation; the LOD/LOQ may have varied by instrument and quarter. For samples collected after 10/1/2013, samples are reported to a reporting limit (RL) of 0.0050 ug/L for PFOA. For samples collected after 6/30/2016, each target compound RL is 0.0020 ug/L. J = Analyte present, reported value may not be accurate or precise; UJ = Not detected, reporting limit may not be accurate or precise; B = Not detected substantially above the level reported in the laboratory or field blanks. Samples identified as BED1 were collected after the first carbon bed. Samples identified as BED2 were collected after the second carbon bed and represent the treated water. All other samples collected were prior to Chemours treatment. Samples identified with -D or -DUP are duplicate samples. Starting with the 3Q20 samples, the samples are analyzed by USEPA Method 537.1. Prior to 3Q20, the samples were analyzed by a modified method 537. QREP = Qualification Re-Evaluation Program. OMM = Operation, Maintenance, and Monitoring. PWS = Public Water Service. NJDEP = New Jersey Department of Environmental Protection.

**Table 2. Residential Granular Activated Carbon (GAC) Treatment System Results –
Chemours Chambers Works, Deepwater, New Jersey**

Field Sample ID	Date	PFOA	PFOS	PFNA	Comments
BED1	10/13/2022	<0.0020	<0.0020	<0.0020	
PT	8/3/2022	0.12	0.0050	0.0064	
BED1	8/3/2022	<0.0020	<0.0020	<0.0020	
BED1	5/3/2022	0.0023 J	<0.0020 UJ	<0.0020 UJ	
BED2	5/3/2022	<0.0020	<0.0020	<0.0020	
	12/8/2021	0.13	0.0023	0.0044	GAC installed 01/11/2022.
-DUP	12/8/2021	0.14	0.0024	0.0048	GAC installed 01/11/2022.
Location: 654					
BED1	12/14/2023	<0.0020	<0.0020	<0.0020	
PT	9/12/2023	0.080	<0.0020	<0.0020	
BED1	9/12/2023	<0.0020	<0.0020	<0.0020	
BED1	5/17/2023	<0.0020	<0.0020	<0.0020	
BED1	3/2/2023	<0.0020	<0.0020	<0.0020	
BED1	12/20/2022	<0.0020	<0.0020	<0.0020	
PT	7/26/2022	0.066	<0.0020	0.0020	
BED1	7/26/2022	<0.0020	<0.0020 UJ	<0.0020	
	2/21/2022	0.069	<0.0020	<0.0020	GAC installed 04/19/2022.

Concentrations are in micrograms per liter (ug/L). Concentrations are rounded by the laboratory and reported to two significant figures. For samples collected prior to 10/1/2013, results for PFOA are reported under the following protocol: ND < LOD < NQ < LOQ where ND = Not Detected, NQ = Not Quantifiable, LOD = Limit of Detection, LOQ = Limit of Quantitation; the LOD/LOQ may have varied by instrument and quarter. For samples collected after 10/1/2013, samples are reported to a reporting limit (RL) of 0.0050 ug/L for PFOA. For samples collected after 6/30/2016, each target compound RL is 0.0020 ug/L. J = Analyte present, reported value may not be accurate or precise; UJ = Not detected, reporting limit may not be accurate or precise; B = Not detected substantially above the level reported in the laboratory or field blanks. Samples identified as BED1 were collected after the first carbon bed. Samples identified as BED2 were collected after the second carbon bed and represent the treated water. All other samples collected were prior to Chemours treatment. Samples identified with -D or -DUP are duplicate samples. Starting with the 3Q20 samples, the samples are analyzed by USEPA Method 537.1. Prior to 3Q20, the samples were analyzed by a modified method 537. QREP = Qualification Re-Evaluation Program. OMM = Operation, Maintenance, and Monitoring. PWS = Public Water Service. NJDEP = New Jersey Department of Environmental Protection.

**Table 2. Residential Granular Activated Carbon (GAC) Treatment System Results –
Chemours Chambers Works, Deepwater, New Jersey**

Field Sample ID	Date	PFOA	PFOS	PFNA	Comments
Location: 657					
BED1	11/8/2023	<0.0020	<0.0020	<0.0020	
PT	7/31/2023	0.33	0.019	0.064	
BED1	7/31/2023	<0.0020	<0.0020	<0.0020	
BED1	4/26/2023	<0.0020	<0.0020	<0.0020	
BED1	2/6/2023	<0.0020	<0.0020	<0.0020	
BED1	10/24/2022	<0.0020	<0.0020	<0.0020	
	2/28/2022	0.31	0.020 J	0.070 J	GAC installed 09/29/2022.
-DUP	2/28/2022	0.39	0.021 J	0.071 J	GAC installed 09/29/2022.
Location: 665					
BED1	3/22/2023	<0.0020 UJ	<0.0020 UJ	<0.0020 UJ	
BED1	10/3/2022	<0.0020 UJ	<0.0020 UJ	<0.0020 UJ	
-DUP	4/25/2022	0.076	0.0028	0.0096	GAC installed 08/17/2022.
	4/25/2022	0.067	0.0027	0.0089	GAC installed 08/17/2022.
Location: 679					
BED1	11/8/2023	<0.0020	<0.0020	<0.0020	
PT	8/16/2023	0.021	0.0022	<0.0020	
BED1	8/16/2023	<0.0020	<0.0020	<0.0020	

Concentrations are in micrograms per liter (ug/L). Concentrations are rounded by the laboratory and reported to two significant figures. For samples collected prior to 10/1/2013, results for PFOA are reported under the following protocol: ND < LOD < NQ < LOQ where ND = Not Detected, NQ = Not Quantifiable, LOD = Limit of Detection, LOQ = Limit of Quantitation; the LOD/LOQ may have varied by instrument and quarter. For samples collected after 10/1/2013, samples are reported to a reporting limit (RL) of 0.0050 ug/L for PFOA. For samples collected after 6/30/2016, each target compound RL is 0.0020 ug/L. J = Analyte present, reported value may not be accurate or precise; UJ = Not detected, reporting limit may not be accurate or precise; B = Not detected substantially above the level reported in the laboratory or field blanks. Samples identified as BED1 were collected after the first carbon bed. Samples identified as BED2 were collected after the second carbon bed and represent the treated water. All other samples collected were prior to Chemours treatment. Samples identified with -D or -DUP are duplicate samples. Starting with the 3Q20 samples, the samples are analyzed by USEPA Method 537.1. Prior to 3Q20, the samples were analyzed by a modified method 537. QREP = Qualification Re-Evaluation Program. OMM = Operation, Maintenance, and Monitoring. PWS = Public Water Service. NJDEP = New Jersey Department of Environmental Protection.

**Table 2. Residential Granular Activated Carbon (GAC) Treatment System Results –
Chemours Chambers Works, Deepwater, New Jersey**

Field Sample ID	Date	PFOA	PFOS	PFNA	Comments
BED1	5/18/2023	<0.0020	<0.0020	<0.0020	
BED1	2/16/2023	<0.0020	<0.0020	<0.0020	
BED1	11/2/2022	<0.0020	<0.0020	<0.0020	Carbon Changeout 09/02/2022 - 5yr.
PT	8/17/2022	0.017 J	0.0029 J	<0.0020	New well installed, qualified for treatment. GAC System transferred from old well (Regulatory Location ID #210), installed 04/30/2018.
BED1	8/17/2022	<0.0020	<0.0020	<0.0020	New well installed, qualified for treatment. GAC System transferred from old well (Regulatory Location ID #210), installed 04/30/2018.
Location: 680					
BED1	10/11/2023	<0.0020	<0.0020	<0.0020	
PT	7/25/2023	0.084	0.017	0.023	
BED1	7/25/2023	<0.0020	<0.0020	<0.0020	
BED1	4/24/2023	<0.0020	<0.0020	<0.0020	
BED1	1/16/2023	<0.0020	<0.0020	<0.0020	
	8/29/2022	0.058	0.019	0.018	GAC installed 12/01/2022.
-DUP	8/29/2022	0.066	0.019	0.018	GAC installed 12/01/2022.
Location: 705					
PT	9/13/2023	0.070	0.010	0.013	
BED1	9/13/2023	<0.0020	<0.0020	<0.0020	

Concentrations are in micrograms per liter (ug/L). Concentrations are rounded by the laboratory and reported to two significant figures. For samples collected prior to 10/1/2013, results for PFOA are reported under the following protocol: ND < LOD < NQ < LOQ where ND = Not Detected, NQ = Not Quantifiable, LOD = Limit of Detection, LOQ = Limit of Quantitation; the LOD/LOQ may have varied by instrument and quarter. For samples collected after 10/1/2013, samples are reported to a reporting limit (RL) of 0.0050 ug/L for PFOA. For samples collected after 6/30/2016, each target compound RL is 0.0020 ug/L. J = Analyte present, reported value may not be accurate or precise; UJ = Not detected, reporting limit may not be accurate or precise; B = Not detected substantially above the level reported in the laboratory or field blanks. Samples identified as BED1 were collected after the first carbon bed. Samples identified as BED2 were collected after the second carbon bed and represent the treated water. All other samples collected were prior to Chemours treatment. Samples identified with -D or -DUP are duplicate samples. Starting with the 3Q20 samples, the samples are analyzed by USEPA Method 537.1. Prior to 3Q20, the samples were analyzed by a modified method 537. QREP = Qualification Re-Evaluation Program. OMM = Operation, Maintenance, and Monitoring. PWS = Public Water Service. NJDEP = New Jersey Department of Environmental Protection.

**Table 2. Residential Granular Activated Carbon (GAC) Treatment System Results –
Chemours Chambers Works, Deepwater, New Jersey**

Field Sample ID	Date	PFOA	PFOS	PFNA	Comments
	7/18/2023	0.059	0.0081	0.0083	New well installed, qualified for treatment. GAC System transferred from old well (Regulatory Location ID #243), installed 03/27/2018.

Concentrations are in micrograms per liter (ug/L). Concentrations are rounded by the laboratory and reported to two significant figures. For samples collected prior to 10/1/2013, results for PFOA are reported under the following protocol: ND < LOD < NQ < LOQ where ND = Not Detected, NQ = Not Quantifiable, LOD = Limit of Detection, LOQ = Limit of Quantitation; the LOD/LOQ may have varied by instrument and quarter. For samples collected after 10/1/2013, samples are reported to a reporting limit (RL) of 0.0050 ug/L for PFOA. For samples collected after 6/30/2016, each target compound RL is 0.0020 ug/L. J = Analyte present, reported value may not be accurate or precise; UJ = Not detected, reporting limit may not be accurate or precise; B = Not detected substantially above the level reported in the laboratory or field blanks. Samples identified as BED1 were collected after the first carbon bed. Samples identified as BED2 were collected after the second carbon bed and represent the treated water. All other samples collected were prior to Chemours treatment. Samples identified with -D or -DUP are duplicate samples. Starting with the 3Q20 samples, the samples are analyzed by USEPA Method 537.1. Prior to 3Q20, the samples were analyzed by a modified method 537. QREP = Qualification Re-Evaluation Program. OMM = Operation, Maintenance, and Monitoring. PWS = Public Water Service. NJDEP = New Jersey Department of Environmental Protection.

Table 3. Residential Granular Activated Carbon (GAC) Treatment Systems Removed or Transferred Ownership– Chemours Chambers Works, Deepwater, New Jersey

Field Sample ID	Date	PFOA	PFOS	PFNA	Comments
Location: 12					
BED1	10/29/2020	<0.0020	<0.0020	<0.0020	New well installed (Regulatory Location ID #556). Not qualified so GAC removed 03/19/2021. Well decommissioned according to NJ Data Miner.
PT	8/26/2020	0.063	0.0032	0.0095	
BED1	8/26/2020	<0.0020	<0.0020	<0.0020	
BED1	6/16/2020	<0.0020	<0.0020	<0.0020	
BED1	2/12/2020	<0.0020	<0.0020	<0.0020	
BED1	11/11/2019	<0.0020	<0.0020	<0.0020	
PT	9/4/2019	0.13	0.0041	0.0097	
BED1	9/4/2019	<0.0020	<0.0020	<0.0020	
BED1-DUP	9/4/2019	<0.0020	<0.0020	<0.0020	
BED1	5/16/2019	<0.0020	<0.0020	<0.0020	
BED1	3/21/2019	<0.0020	<0.0020	<0.0020	
BED1-DUP	3/21/2019	<0.0020	<0.0020	<0.0020	
BED1	12/4/2018	<0.0020	<0.0020	<0.0020	
BED1-DUP	12/4/2018	<0.0020	<0.0020	<0.0020	
PT	8/14/2018	0.099	0.0033	0.0065	
BED1	8/14/2018	<0.0020	<0.0020	<0.0020	

Concentrations are in micrograms per liter (ug/L). Concentrations are rounded by the laboratory and reported to two significant figures. For samples collected prior to 10/1/2013, results for PFOA are reported under the following protocol: ND < LOD < NQ < LOQ where ND = Not Detected, NQ = Not Quantifiable, LOD = Limit of Detection, LOQ = Limit of Quantitation; the LOD/LOQ may have varied by instrument and quarter. For samples collected after 10/1/2013, samples are reported to a reporting limit (RL) of 0.0050 ug/L for PFOA. For samples collected after 6/30/2016, each target compound RL is 0.0020 ug/L. J = Analyte present, reported value may not be accurate or precise; UJ = Not detected, reporting limit may not be accurate or precise; B = Not detected substantially above the level reported in the laboratory or field blanks. Samples identified as BED1 were collected after the first carbon bed. Samples identified as BED2 were collected after the second carbon bed and represent the treated water. All other samples collected were prior to Chemours treatment. Samples identified with -D or -DUP are duplicate samples. Starting with the 3Q20 samples, the samples are analyzed by USEPA Method 537.1. Prior to 3Q20, the samples were analyzed by a modified method 537. QREP = Qualification Re-Evaluation Program. OMM = Operation, Maintenance, and Monitoring. PWS = Public Water Service. NJDEP = New Jersey Department of Environmental Protection.

Table 3. Residential Granular Activated Carbon (GAC) Treatment Systems Removed or Transferred Ownership– Chemours Chambers Works, Deepwater, New Jersey

Field Sample ID	Date	PFOA	PFOS	PFNA	Comments
BED1-DUP	8/14/2018	<0.0020	<0.0020	<0.0020	
BED1	5/11/2018	<0.0020	<0.0020	<0.0020	
BED1-DUP	5/11/2018	<0.0020	<0.0020	<0.0020	
BED1	3/16/2018	<0.0020	<0.0020	<0.0020	
BED1-DUP	3/16/2018	<0.0020	<0.0020	<0.0020	
BED1	12/12/2017	<0.0020	<0.0020	<0.0020	
PT	9/29/2017	0.092	0.0034	0.0061	B
BED1	9/29/2017	<0.0020	<0.0020	<0.0020	
BED1	6/23/2017	<0.0020	<0.0020	<0.0020	
	12/7/2016	0.085	0.004	0.0058	GAC installed 01/31/2017.
	3/27/2009	0.092			
Location: 28					
BED1	11/8/2022	<0.0020	<0.0020	<0.0020	GAC removed 01/05/2023 at owner's request. Home demolished for warehouse development.
PT	9/6/2022	0.12	0.0026	0.0060	
BED1	9/6/2022	<0.0020	<0.0020	<0.0020	
BED1	5/23/2022	<0.0020	<0.0020	<0.0020	
BED1	3/3/2022	<0.0020	<0.0020	<0.0020	
BED1	12/6/2021	0.0029	<0.0020	<0.0020	Carbon Changeout 11/16/2021 - 5yr.

Concentrations are in micrograms per liter (ug/L). Concentrations are rounded by the laboratory and reported to two significant figures. For samples collected prior to 10/1/2013, results for PFOA are reported under the following protocol: ND < LOD < NQ < LOQ where ND = Not Detected, NQ = Not Quantifiable, LOD = Limit of Detection, LOQ = Limit of Quantitation; the LOD/LOQ may have varied by instrument and quarter. For samples collected after 10/1/2013, samples are reported to a reporting limit (RL) of 0.0050 ug/L for PFOA. For samples collected after 6/30/2016, each target compound RL is 0.0020 ug/L. J = Analyte present, reported value may not be accurate or precise; UJ = Not detected, reporting limit may not be accurate or precise; B = Not detected substantially above the level reported in the laboratory or field blanks. Samples identified as BED1 were collected after the first carbon bed. Samples identified as BED2 were collected after the second carbon bed and represent the treated water. All other samples collected were prior to Chemours treatment. Samples identified with -D or -DUP are duplicate samples. Starting with the 3Q20 samples, the samples are analyzed by USEPA Method 537.1. Prior to 3Q20, the samples were analyzed by a modified method 537. QREP = Qualification Re-Evaluation Program. OMM = Operation, Maintenance, and Monitoring. PWS = Public Water Service. NJDEP = New Jersey Department of Environmental Protection.

Table 3. Residential Granular Activated Carbon (GAC) Treatment Systems Removed or Transferred Ownership– Chemours Chambers Works, Deepwater, New Jersey

Field Sample ID	Date	PFOA	PFOS	PFNA	Comments
BED2	12/6/2021	<0.0020	<0.0020	<0.0020	Carbon Changeout 11/16/2021 - 5yr.
PT	9/8/2021	0.13	<0.0020	0.0023	
BED1	9/8/2021	<0.0020	<0.0020	<0.0020	
BED1	6/16/2021	<0.0020	<0.0020	<0.0020	
BED1	3/2/2021	<0.0020	<0.0020	<0.0020	
BED1-DUP	3/2/2021	<0.0020	<0.0020	<0.0020	
BED1	12/8/2020	<0.0020	<0.0020	<0.0020	
PT	9/10/2020	0.094	<0.0020	0.0029	
BED1	9/10/2020	<0.0020	<0.0020	<0.0020	
BED1-DUP	9/10/2020	<0.0020	<0.0020	<0.0020	
BED1	6/29/2020	<0.0020	<0.0020	<0.0020	
BED1	12/5/2019	<0.0020	<0.0020	<0.0020	
PT	9/5/2019	0.12	<0.0020	<0.0020	
BED1	9/5/2019	<0.0020	<0.0020	<0.0020	
BED1	5/20/2019	<0.0020	<0.0020	<0.0020	
BED1	3/19/2019	<0.0020	<0.0020	<0.0020	
BED1	12/6/2018	<0.0020	<0.0020	<0.0020	
PT	9/6/2018	0.091	0.0029	0.0063	

Concentrations are in micrograms per liter (ug/L). Concentrations are rounded by the laboratory and reported to two significant figures. For samples collected prior to 10/1/2013, results for PFOA are reported under the following protocol: ND < LOD < NQ < LOQ where ND = Not Detected, NQ = Not Quantifiable, LOD = Limit of Detection, LOQ = Limit of Quantitation; the LOD/LOQ may have varied by instrument and quarter. For samples collected after 10/1/2013, samples are reported to a reporting limit (RL) of 0.0050 ug/L for PFOA. For samples collected after 6/30/2016, each target compound RL is 0.0020 ug/L. J = Analyte present, reported value may not be accurate or precise; UJ = Not detected, reporting limit may not be accurate or precise; B = Not detected substantially above the level reported in the laboratory or field blanks. Samples identified as BED1 were collected after the first carbon bed. Samples identified as BED2 were collected after the second carbon bed and represent the treated water. All other samples collected were prior to Chemours treatment. Samples identified with -D or -DUP are duplicate samples. Starting with the 3Q20 samples, the samples are analyzed by USEPA Method 537.1. Prior to 3Q20, the samples were analyzed by a modified method 537. QREP = Qualification Re-Evaluation Program. OMM = Operation, Maintenance, and Monitoring. PWS = Public Water Service. NJDEP = New Jersey Department of Environmental Protection.

Table 3. Residential Granular Activated Carbon (GAC) Treatment Systems Removed or Transferred Ownership– Chemours Chambers Works, Deepwater, New Jersey

Field Sample ID	Date	PFOA	PFOS	PFNA	Comments
BED1	9/6/2018	<0.0020	<0.0020	<0.0020	
BED1	6/4/2018	<0.0020	<0.0020	<0.0020	
BED1	3/16/2018	<0.0020	<0.0020	<0.0020	
BED1	12/19/2017	<0.0020	<0.0020	<0.0020	
PT	9/7/2017	0.018	0.015	0.0092	
BED1	9/7/2017	<0.0020	<0.0020	<0.0020	
BED1	6/27/2017	<0.0020	<0.0020	<0.0020	
	12/5/2016	0.085	0.0032	0.0027	GAC installed 01/24/2017.
	3/31/2009	0.042			
Location: 29					
BED1	10/18/2022	<0.0020	<0.0020	<0.0020	GAC removed 03/28/2023 at owner's request. Permanent bottled water.
PT	8/8/2022	0.021	<0.0020	0.0021	
BED1	8/8/2022	<0.0020	<0.0020	<0.0020	
BED1	5/19/2022	<0.0020	<0.0020	<0.0020	
BED1	2/16/2022	<0.0020	<0.0020	<0.0020	
BED1	11/18/2021	<0.0020	<0.0020	<0.0020	
PT	8/19/2021	0.040	<0.0020	0.0065	
BED1	8/19/2021	<0.0020	<0.0020	<0.0020	

Concentrations are in micrograms per liter (ug/L). Concentrations are rounded by the laboratory and reported to two significant figures. For samples collected prior to 10/1/2013, results for PFOA are reported under the following protocol: ND < LOD < NQ < LOQ where ND = Not Detected, NQ = Not Quantifiable, LOD = Limit of Detection, LOQ = Limit of Quantitation; the LOD/LOQ may have varied by instrument and quarter. For samples collected after 10/1/2013, samples are reported to a reporting limit (RL) of 0.0050 ug/L for PFOA. For samples collected after 6/30/2016, each target compound RL is 0.0020 ug/L. J = Analyte present, reported value may not be accurate or precise; UJ = Not detected, reporting limit may not be accurate or precise; B = Not detected substantially above the level reported in the laboratory or field blanks. Samples identified as BED1 were collected after the first carbon bed. Samples identified as BED2 were collected after the second carbon bed and represent the treated water. All other samples collected were prior to Chemours treatment. Samples identified with -D or -DUP are duplicate samples. Starting with the 3Q20 samples, the samples are analyzed by USEPA Method 537.1. Prior to 3Q20, the samples were analyzed by a modified method 537. QREP = Qualification Re-Evaluation Program. OMM = Operation, Maintenance, and Monitoring. PWS = Public Water Service. NJDEP = New Jersey Department of Environmental Protection.

Table 3. Residential Granular Activated Carbon (GAC) Treatment Systems Removed or Transferred Ownership– Chemours Chambers Works, Deepwater, New Jersey

Field Sample ID	Date	PFOA	PFOS	PFNA	Comments
BED1	4/22/2021	<0.0020	<0.0020	<0.0020	
BED1	1/19/2021	<0.0020	<0.0020	<0.0020	
BED1	11/18/2020	<0.0020	<0.0020	<0.0020	
PT	9/16/2020	0.0022	<0.0020	<0.0020	
BED1	9/16/2020	<0.0020	<0.0020	<0.0020	
BED1	6/10/2020	<0.0020	<0.0020	<0.0020	
BED1	1/28/2020	<0.0020	<0.0020	<0.0020	
BED1	10/11/2019	<0.0020	<0.0020	<0.0020	
PT	7/19/2019	0.051	0.0021	0.0096	
BED1	7/19/2019	0.0023	<0.0020	<0.0020	
BED1	4/12/2019	<0.0020	<0.0020	<0.0020	
BED1	1/24/2019	<0.0020	<0.0020	<0.0020	
BED1	10/29/2018	<0.0020	<0.0020	<0.0020	
PT	7/16/2018	0.046	<0.0020	0.0075	
BED1	7/16/2018	<0.0020	<0.0020	<0.0020	
BED1	4/12/2018	<0.0020	<0.0020	<0.0020	
	7/7/2016	0.027 J	<0.0020 U	0.0044 B	GAC installed 01/09/2018.
	3/31/2009	0.042			

Concentrations are in micrograms per liter (ug/L). Concentrations are rounded by the laboratory and reported to two significant figures. For samples collected prior to 10/1/2013, results for PFOA are reported under the following protocol: ND < LOD < NQ < LOQ where ND = Not Detected, NQ = Not Quantifiable, LOD = Limit of Detection, LOQ = Limit of Quantitation; the LOD/LOQ may have varied by instrument and quarter. For samples collected after 10/1/2013, samples are reported to a reporting limit (RL) of 0.0050 ug/L for PFOA. For samples collected after 6/30/2016, each target compound RL is 0.0020 ug/L. J = Analyte present, reported value may not be accurate or precise; UJ = Not detected, reporting limit may not be accurate or precise; B = Not detected substantially above the level reported in the laboratory or field blanks. Samples identified as BED1 were collected after the first carbon bed. Samples identified as BED2 were collected after the second carbon bed and represent the treated water. All other samples collected were prior to Chemours treatment. Samples identified with -D or -DUP are duplicate samples. Starting with the 3Q20 samples, the samples are analyzed by USEPA Method 537.1. Prior to 3Q20, the samples were analyzed by a modified method 537. QREP = Qualification Re-Evaluation Program. OMM = Operation, Maintenance, and Monitoring. PWS = Public Water Service. NJDEP = New Jersey Department of Environmental Protection.

Table 3. Residential Granular Activated Carbon (GAC) Treatment Systems Removed or Transferred Ownership– Chemours Chambers Works, Deepwater, New Jersey

Field Sample ID	Date	PFOA	PFOS	PFNA	Comments
Location: 99					
BED1	1/25/2023	<0.0020	<0.0020	<0.0020	New well installed (Regulatory Location ID #699). Not qualified so GAC removed 05/18/2023. Well decommissioned according to NJ Data Miner.
BED1	10/20/2022	<0.0020	<0.0020	<0.0020	
PT	7/18/2022	0.046	0.020	0.032	
BED1	7/18/2022	<0.0020	<0.0020	<0.0020	
BED1	4/14/2022	<0.0020	<0.0020	<0.0020	Carbon Changeout 02/24/2022 - 5yr.
BED1	1/20/2022	<0.0020	<0.0020	<0.0020	
BED1	10/18/2021	<0.0020	<0.0020	<0.0020	
PT	7/22/2021	0.043	0.019	0.028	
BED1	7/22/2021	<0.0020	<0.0020	<0.0020	
BED1	4/29/2021	<0.0020	<0.0020	<0.0020	
BED1	2/4/2021	<0.0020	<0.0020	<0.0020	
BED1	10/29/2020	<0.0020	<0.0020	<0.0020	
PT	8/31/2020	0.033	0.0081	0.021	
BED1	8/31/2020	<0.0020	<0.0020	<0.0020	
BED1	6/16/2020	<0.0020	<0.0020	<0.0020	
BED1	2/10/2020	<0.0020	<0.0020	<0.0020	

Concentrations are in micrograms per liter (ug/L). Concentrations are rounded by the laboratory and reported to two significant figures. For samples collected prior to 10/1/2013, results for PFOA are reported under the following protocol: ND < LOD < NQ < LOQ where ND = Not Detected, NQ = Not Quantifiable, LOD = Limit of Detection, LOQ = Limit of Quantitation; the LOD/LOQ may have varied by instrument and quarter. For samples collected after 10/1/2013, samples are reported to a reporting limit (RL) of 0.0050 ug/L for PFOA. For samples collected after 6/30/2016, each target compound RL is 0.0020 ug/L. J = Analyte present, reported value may not be accurate or precise; UJ = Not detected, reporting limit may not be accurate or precise; B = Not detected substantially above the level reported in the laboratory or field blanks. Samples identified as BED1 were collected after the first carbon bed. Samples identified as BED2 were collected after the second carbon bed and represent the treated water. All other samples collected were prior to Chemours treatment. Samples identified with -D or -DUP are duplicate samples. Starting with the 3Q20 samples, the samples are analyzed by USEPA Method 537.1. Prior to 3Q20, the samples were analyzed by a modified method 537. QREP = Qualification Re-Evaluation Program. OMM = Operation, Maintenance, and Monitoring. PWS = Public Water Service. NJDEP = New Jersey Department of Environmental Protection.

Table 3. Residential Granular Activated Carbon (GAC) Treatment Systems Removed or Transferred Ownership– Chemours Chambers Works, Deepwater, New Jersey

Field Sample ID	Date	PFOA	PFOS	PFNA	Comments
BED1	10/30/2019	<0.0020	<0.0020	<0.0020	
PT	8/27/2019	0.065	0.021	0.033	
BED1	8/27/2019	<0.0020	<0.0020	<0.0020	
BED1	5/15/2019	<0.0020	<0.0020	<0.0020	
BED1	3/15/2019	<0.0020	<0.0020	<0.0020	
BED1	12/10/2018	<0.0020	<0.0020	<0.0020	
PT	9/5/2018	0.059	0.011	0.030	
BED1	9/5/2018	<0.0020	<0.0020	<0.0020	
BED1	6/5/2018	<0.0020	<0.0020	<0.0020	
BED1	3/6/2018	<0.0020	<0.0020	<0.0020	
BED1-DUP	3/6/2018	<0.0020	<0.0020	<0.0020	
BED1	10/31/2017	<0.0020	<0.0020	<0.0020	
PT	9/7/2017	0.094	0.003	0.0049	Results do not meet operational trend of PT>BED1>BED2.
BED1	9/7/2017	<0.0020	<0.0020	0.0034	Results do not meet operational trend of PT>BED1>BED2.
BED2	9/7/2017	0.073	0.022	0.035	Results do not meet operational trend of PT>BED1>BED2.
BED1	6/14/2017	<0.0020	<0.0020	<0.0020	
BED1	3/17/2017	<0.0020	<0.0020	<0.0020	
	7/14/2016	0.097	0.021	0.036	GAC installed 11/07/2016.

Concentrations are in micrograms per liter (ug/L). Concentrations are rounded by the laboratory and reported to two significant figures. For samples collected prior to 10/1/2013, results for PFOA are reported under the following protocol: ND < LOD < NQ < LOQ where ND = Not Detected, NQ = Not Quantifiable, LOD = Limit of Detection, LOQ = Limit of Quantitation; the LOD/LOQ may have varied by instrument and quarter. For samples collected after 10/1/2013, samples are reported to a reporting limit (RL) of 0.0050 ug/L for PFOA. For samples collected after 6/30/2016, each target compound RL is 0.0020 ug/L. J = Analyte present, reported value may not be accurate or precise; UJ = Not detected, reporting limit may not be accurate or precise; B = Not detected substantially above the level reported in the laboratory or field blanks. Samples identified as BED1 were collected after the first carbon bed. Samples identified as BED2 were collected after the second carbon bed and represent the treated water. All other samples collected were prior to Chemours treatment. Samples identified with -D or -DUP are duplicate samples. Starting with the 3Q20 samples, the samples are analyzed by USEPA Method 537.1. Prior to 3Q20, the samples were analyzed by a modified method 537. QREP = Qualification Re-Evaluation Program. OMM = Operation, Maintenance, and Monitoring. PWS = Public Water Service. NJDEP = New Jersey Department of Environmental Protection.

Table 3. Residential Granular Activated Carbon (GAC) Treatment Systems Removed or Transferred Ownership– Chemours Chambers Works, Deepwater, New Jersey

Field Sample ID	Date	PFOA	PFOS	PFNA	Comments
	5/21/2009	0.18			
Location: 121					
BED1	11/5/2021	<0.0020	<0.0020	<0.0020	New well installed (Regulatory Location ID #647). Not qualified so GAC removed 03/29/2022. Well decommissioned according to NJ Data Miner.
PT	8/24/2021	0.071	0.0034	0.0091	
BED1	8/24/2021	<0.0020	<0.0020	<0.0020	
BED1	6/21/2021	<0.0020	<0.0020	<0.0020	
BED1	3/22/2021	<0.0020	<0.0020	<0.0020	
BED1-DUP	3/22/2021	<0.0020	<0.0020	<0.0020	
BED1	11/11/2020	<0.0020	<0.0020	<0.0020	
PT	9/3/2020	0.069	0.0033	0.0093	
BED1	9/3/2020	<0.0020	<0.0020	<0.0020	
BED1	6/22/2020	<0.0020	<0.0020	<0.0020	
BED1	2/17/2020	<0.0020	<0.0020	<0.0020	
BED1	11/8/2019	<0.0020	<0.0020	<0.0020	
PT	8/30/2019	0.08	0.0032	0.007	
BED1	8/30/2019	<0.0020	<0.0020	<0.0020	
BED1	5/24/2019	<0.0020	<0.0020	<0.0020	

Concentrations are in micrograms per liter (ug/L). Concentrations are rounded by the laboratory and reported to two significant figures. For samples collected prior to 10/1/2013, results for PFOA are reported under the following protocol: ND < LOD < NQ < LOQ where ND = Not Detected, NQ = Not Quantifiable, LOD = Limit of Detection, LOQ = Limit of Quantitation; the LOD/LOQ may have varied by instrument and quarter. For samples collected after 10/1/2013, samples are reported to a reporting limit (RL) of 0.0050 ug/L for PFOA. For samples collected after 6/30/2016, each target compound RL is 0.0020 ug/L. J = Analyte present, reported value may not be accurate or precise; UJ = Not detected, reporting limit may not be accurate or precise; B = Not detected substantially above the level reported in the laboratory or field blanks. Samples identified as BED1 were collected after the first carbon bed. Samples identified as BED2 were collected after the second carbon bed and represent the treated water. All other samples collected were prior to Chemours treatment. Samples identified with -D or -DUP are duplicate samples. Starting with the 3Q20 samples, the samples are analyzed by USEPA Method 537.1. Prior to 3Q20, the samples were analyzed by a modified method 537. QREP = Qualification Re-Evaluation Program. OMM = Operation, Maintenance, and Monitoring. PWS = Public Water Service. NJDEP = New Jersey Department of Environmental Protection.

Table 3. Residential Granular Activated Carbon (GAC) Treatment Systems Removed or Transferred Ownership– Chemours Chambers Works, Deepwater, New Jersey

Field Sample ID	Date	PFOA	PFOS	PFNA	Comments
BED1	3/15/2019	<0.0020	<0.0020	<0.0020	
BED1	12/6/2018	<0.0020	<0.0020	<0.0020	
PT	9/10/2018	0.080	0.0024	0.0063	
BED1	9/10/2018	<0.0020	<0.0020	<0.0020	
BED1	6/21/2018	<0.0020	<0.0020	<0.0020	
BED1	3/22/2018	<0.0020	<0.0020	<0.0020	
BED1	12/21/2017	<0.0020	<0.0020	<0.0020	
PT	8/25/2017	0.088	0.0027 B	0.0059	
BED1	8/25/2017	<0.0020	<0.0020	<0.0020	
BED1	6/21/2017	<0.0020	<0.0020	<0.0020	
BED1	3/27/2017	<0.0020	<0.0020	<0.0020	
	7/14/2016	0.08	0.0025	0.0042	GAC installed 12/27/2016.
Location: 127					
BED1	5/19/2022	<0.0020	<0.0020	<0.0020	Carbon Changeout 03/09/2022 - 5yr. Home is going to be demolished. GAC removed 10/26/2022 at owner's request.
BED1	2/22/2022	<0.0020	<0.0020	<0.0020	
BED1	11/22/2021	<0.0020	<0.0020	<0.0020	
PT	9/2/2021	0.053	0.0021 J	0.016	
BED1	9/2/2021	<0.0020	<0.0020	<0.0020	

Concentrations are in micrograms per liter (ug/L). Concentrations are rounded by the laboratory and reported to two significant figures. For samples collected prior to 10/1/2013, results for PFOA are reported under the following protocol: ND < LOD < NQ < LOQ where ND = Not Detected, NQ = Not Quantifiable, LOD = Limit of Detection, LOQ = Limit of Quantitation; the LOD/LOQ may have varied by instrument and quarter. For samples collected after 10/1/2013, samples are reported to a reporting limit (RL) of 0.0050 ug/L for PFOA. For samples collected after 6/30/2016, each target compound RL is 0.0020 ug/L. J = Analyte present, reported value may not be accurate or precise; UJ = Not detected, reporting limit may not be accurate or precise; B = Not detected substantially above the level reported in the laboratory or field blanks. Samples identified as BED1 were collected after the first carbon bed. Samples identified as BED2 were collected after the second carbon bed and represent the treated water. All other samples collected were prior to Chemours treatment. Samples identified with -D or -DUP are duplicate samples. Starting with the 3Q20 samples, the samples are analyzed by USEPA Method 537.1. Prior to 3Q20, the samples were analyzed by a modified method 537. QREP = Qualification Re-Evaluation Program. OMM = Operation, Maintenance, and Monitoring. PWS = Public Water Service. NJDEP = New Jersey Department of Environmental Protection.

Table 3. Residential Granular Activated Carbon (GAC) Treatment Systems Removed or Transferred Ownership– Chemours Chambers Works, Deepwater, New Jersey

Field Sample ID	Date	PFOA	PFOS	PFNA	Comments
BED1	4/30/2021	<0.0020	<0.0020	<0.0020	
BED1	2/10/2021	<0.0020	<0.0020	<0.0020	
BED1	11/2/2020	<0.0020	<0.0020	<0.0020	
PT	8/31/2020	0.054	0.0020	0.014	
BED1	8/31/2020	<0.0020	<0.0020	<0.0020	
BED1	6/17/2020	<0.0020	<0.0020	<0.0020	
BED1	2/5/2020	<0.0020	<0.0020	<0.0020	
BED1	10/24/2019	<0.0020	<0.0020	<0.0020	
PT	8/2/2019	0.069	0.0021	0.014	
BED1	8/2/2019	<0.0020	<0.0020	<0.0020	
BED1	4/18/2019	<0.0020	<0.0020	<0.0020	
BED1	2/8/2019	<0.0020	<0.0020	<0.0020	
BED1	11/9/2018	<0.0020	<0.0020	<0.0020	
PT	8/7/2018	0.074	0.0020	0.013	
BED1	8/7/2018	<0.0020	<0.0020	<0.0020	
BED1	5/8/2018	<0.0020	<0.0020	<0.0020	
BED1	3/16/2018	<0.0020	<0.0020	<0.0020	
BED1	12/12/2017	<0.0020	<0.0020	<0.0020	

Concentrations are in micrograms per liter (ug/L). Concentrations are rounded by the laboratory and reported to two significant figures. For samples collected prior to 10/1/2013, results for PFOA are reported under the following protocol: ND < LOD < NQ < LOQ where ND = Not Detected, NQ = Not Quantifiable, LOD = Limit of Detection, LOQ = Limit of Quantitation; the LOD/LOQ may have varied by instrument and quarter. For samples collected after 10/1/2013, samples are reported to a reporting limit (RL) of 0.0050 ug/L for PFOA. For samples collected after 6/30/2016, each target compound RL is 0.0020 ug/L. J = Analyte present, reported value may not be accurate or precise; UJ = Not detected, reporting limit may not be accurate or precise; B = Not detected substantially above the level reported in the laboratory or field blanks. Samples identified as BED1 were collected after the first carbon bed. Samples identified as BED2 were collected after the second carbon bed and represent the treated water. All other samples collected were prior to Chemours treatment. Samples identified with -D or -DUP are duplicate samples. Starting with the 3Q20 samples, the samples are analyzed by USEPA Method 537.1. Prior to 3Q20, the samples were analyzed by a modified method 537. QREP = Qualification Re-Evaluation Program. OMM = Operation, Maintenance, and Monitoring. PWS = Public Water Service. NJDEP = New Jersey Department of Environmental Protection.

Table 3. Residential Granular Activated Carbon (GAC) Treatment Systems Removed or Transferred Ownership– Chemours Chambers Works, Deepwater, New Jersey

Field Sample ID	Date	PFOA	PFOS	PFNA	Comments
PT	9/11/2017	0.073	0.0026	0.011	
BED1	9/11/2017	<0.0020	<0.0020	<0.0020	
BED1	6/20/2017	<0.0020	<0.0020	<0.0020	
BED1	3/27/2017	<0.0020	<0.0020	<0.0020	
-DUP	9/26/2016	0.083	0.0053 J	0.0088	GAC installed 12/14/2016.
	9/26/2016	0.084	0.0021 J	0.0085	GAC installed 12/14/2016.
Location: 151					
BED1	6/6/2019	<0.0020	<0.0020	<0.0020	PWS connection 06/13/2019. GAC removed 06/21/2019.
BED1-DUP	6/6/2019	<0.0020	<0.0020	<0.0020	PWS connection 06/13/2019. GAC removed 06/21/2019.
BED1	2/1/2019	<0.0020	<0.0020	<0.0020	
BED1	10/30/2018	<0.0020	<0.0020	<0.0020	
PT	7/13/2018	0.020	<0.0020	<0.0020	
BED1	7/13/2018	<0.0020	<0.0020	<0.0020	
BED1	4/30/2018	<0.0020	<0.0020	<0.0020	
	2/20/2017	0.02 B	<0.0020	<0.0020	GAC installed 11/21/2017.
Location: 191					
BED1	11/12/2018	<0.0020	<0.0020	<0.0020	New well installed (Regulatory Location ID #399). Not qualified so GAC removed 06/20/2019.

Concentrations are in micrograms per liter (ug/L). Concentrations are rounded by the laboratory and reported to two significant figures. For samples collected prior to 10/1/2013, results for PFOA are reported under the following protocol: ND < LOD < NQ < LOQ where ND = Not Detected, NQ = Not Quantifiable, LOD = Limit of Detection, LOQ = Limit of Quantitation; the LOD/LOQ may have varied by instrument and quarter. For samples collected after 10/1/2013, samples are reported to a reporting limit (RL) of 0.0050 ug/L for PFOA. For samples collected after 6/30/2016, each target compound RL is 0.0020 ug/L. J = Analyte present, reported value may not be accurate or precise; UJ = Not detected, reporting limit may not be accurate or precise; B = Not detected substantially above the level reported in the laboratory or field blanks. Samples identified as BED1 were collected after the first carbon bed. Samples identified as BED2 were collected after the second carbon bed and represent the treated water. All other samples collected were prior to Chemours treatment. Samples identified with -D or -DUP are duplicate samples. Starting with the 3Q20 samples, the samples are analyzed by USEPA Method 537.1. Prior to 3Q20, the samples were analyzed by a modified method 537. QREP = Qualification Re-Evaluation Program. OMM = Operation, Maintenance, and Monitoring. PWS = Public Water Service. NJDEP = New Jersey Department of Environmental Protection.

Table 3. Residential Granular Activated Carbon (GAC) Treatment Systems Removed or Transferred Ownership– Chemours Chambers Works, Deepwater, New Jersey

Field Sample ID	Date	PFOA	PFOS	PFNA	Comments
PT	8/14/2018	0.070	0.0046	0.015	
BED1	8/14/2018	<0.0020	<0.0020	<0.0020	
BED1	5/16/2018	<0.0020	<0.0020	<0.0020	
BED1	3/14/2018	<0.0020	<0.0020	<0.0020	
BED1	12/12/2017	<0.0020	<0.0020	<0.0020	Carbon Changeout 12/08/2017 - Fe.
	7/12/2017	0.071	0.0053	0.016	GAC installed 09/08/2017.
Location: 210					
BED1	5/17/2022	<0.0020	<0.0020	<0.0020	New well installed (Regulatory Location ID #679). Qualified for treatment so GAC System transferred to new well.
BED1	2/16/2022	<0.0020	<0.0020	<0.0020	
BED1	11/15/2021	<0.0020	<0.0020	<0.0020	
PT	8/30/2021	0.067	0.0071	0.013	
BED1	8/30/2021	<0.0020	<0.0020	<0.0020	
BED1	6/7/2021	<0.0020	<0.0020	<0.0020	
BED1-DUP	6/7/2021	<0.0020	<0.0020	<0.0020	
BED1	3/10/2021	<0.0020	<0.0020	<0.0020	
BED1	11/16/2020	<0.0020	<0.0020	<0.0020	
PT	9/9/2020	0.064	0.0052	0.0084	
BED1	9/9/2020	<0.0020	<0.0020	<0.0020	

Concentrations are in micrograms per liter (ug/L). Concentrations are rounded by the laboratory and reported to two significant figures. For samples collected prior to 10/1/2013, results for PFOA are reported under the following protocol: ND < LOD < NQ < LOQ where ND = Not Detected, NQ = Not Quantifiable, LOD = Limit of Detection, LOQ = Limit of Quantitation; the LOD/LOQ may have varied by instrument and quarter. For samples collected after 10/1/2013, samples are reported to a reporting limit (RL) of 0.0050 ug/L for PFOA. For samples collected after 6/30/2016, each target compound RL is 0.0020 ug/L. J = Analyte present, reported value may not be accurate or precise; UJ = Not detected, reporting limit may not be accurate or precise; B = Not detected substantially above the level reported in the laboratory or field blanks. Samples identified as BED1 were collected after the first carbon bed. Samples identified as BED2 were collected after the second carbon bed and represent the treated water. All other samples collected were prior to Chemours treatment. Samples identified with -D or -DUP are duplicate samples. Starting with the 3Q20 samples, the samples are analyzed by USEPA Method 537.1. Prior to 3Q20, the samples were analyzed by a modified method 537. QREP = Qualification Re-Evaluation Program. OMM = Operation, Maintenance, and Monitoring. PWS = Public Water Service. NJDEP = New Jersey Department of Environmental Protection.

Table 3. Residential Granular Activated Carbon (GAC) Treatment Systems Removed or Transferred Ownership– Chemours Chambers Works, Deepwater, New Jersey

Field Sample ID	Date	PFOA	PFOS	PFNA	Comments
BED1	6/19/2020	<0.0020	<0.0020	<0.0020	
BED1	3/6/2020	<0.0020	<0.0020	<0.0020	
BED1	11/22/2019	<0.0020	<0.0020	<0.0020	
PT	8/23/2019	0.055	0.0047	0.0064	
BED1	8/23/2019	<0.0020	<0.0020	<0.0020	
BED1	4/30/2019	<0.0020	<0.0020	<0.0020	
BED1	2/22/2019	<0.0020	<0.0020	<0.0020	
BED1	11/14/2018	<0.0020	<0.0020	<0.0020	
PT	8/23/2018	0.056	0.0077	0.0094	
BED1	8/23/2018	<0.0020	<0.0020	<0.0020	
	10/27/2017	0.068	0.0058	0.0074	GAC installed 04/30/2018.
Location: 221					
PT	9/24/2018	0.050	0.0047	0.0029	GAC removed 10/19/2018 at owner's request. Permanent bottled water.
BED1	9/24/2018	<0.0020	<0.0020	<0.0020	GAC removed 10/19/2018 at owner's request. Permanent bottled water.
BED1	4/18/2018	<0.0020	<0.0020	<0.0020	
	11/3/2017	0.046	0.0053	0.0024	GAC installed 02/21/2018.

Concentrations are in micrograms per liter (ug/L). Concentrations are rounded by the laboratory and reported to two significant figures. For samples collected prior to 10/1/2013, results for PFOA are reported under the following protocol: ND < LOD < NQ < LOQ where ND = Not Detected, NQ = Not Quantifiable, LOD = Limit of Detection, LOQ = Limit of Quantitation; the LOD/LOQ may have varied by instrument and quarter. For samples collected after 10/1/2013, samples are reported to a reporting limit (RL) of 0.0050 ug/L for PFOA. For samples collected after 6/30/2016, each target compound RL is 0.0020 ug/L. J = Analyte present, reported value may not be accurate or precise; UJ = Not detected, reporting limit may not be accurate or precise; B = Not detected substantially above the level reported in the laboratory or field blanks. Samples identified as BED1 were collected after the first carbon bed. Samples identified as BED2 were collected after the second carbon bed and represent the treated water. All other samples collected were prior to Chemours treatment. Samples identified with -D or -DUP are duplicate samples. Starting with the 3Q20 samples, the samples are analyzed by USEPA Method 537.1. Prior to 3Q20, the samples were analyzed by a modified method 537. QREP = Qualification Re-Evaluation Program. OMM = Operation, Maintenance, and Monitoring. PWS = Public Water Service. NJDEP = New Jersey Department of Environmental Protection.

Table 3. Residential Granular Activated Carbon (GAC) Treatment Systems Removed or Transferred Ownership– Chemours Chambers Works, Deepwater, New Jersey

Field Sample ID	Date	PFOA	PFOS	PFNA	Comments
Location: 232					
BED1	5/4/2021	0.0087	<0.0020	<0.0020	Carbon Changeout 06/10/2021 - results driven. PWS connection 06/25/2021. GAC removed 06/25/2021. Well decommissioned 08/12/2021.
BED2	5/4/2021	0.0022	<0.0020	<0.0020	Carbon Changeout 06/10/2021 - results driven. PWS connection 06/25/2021. GAC removed 06/25/2021. Well decommissioned 08/12/2021.
BED1	2/9/2021	0.0048	<0.0020	<0.0020	
BED2	2/9/2021	<0.0020	<0.0020	<0.0020	
BED1	11/3/2020	0.0051	<0.0020	<0.0020	
PT	9/2/2020	0.10	0.0021	0.012	
BED1	9/2/2020	0.0038	<0.0020	<0.0020	
BED1	6/22/2020	0.0085	<0.0020	<0.0020	
BED1	3/16/2020	0.0051	<0.0020	<0.0020	
BED1	11/25/2019	<0.0020	<0.0020	<0.0020	
PT	8/29/2019	0.13	0.0023	0.016	
BED1	8/29/2019	<0.0020	<0.0020	<0.0020	
BED1	5/1/2019	<0.0020	<0.0020	<0.0020	
BED1	2/21/2019	<0.0020	<0.0020	<0.0020	
BED1	10/30/2018	<0.0020	<0.0020	<0.0020	

Concentrations are in micrograms per liter (ug/L). Concentrations are rounded by the laboratory and reported to two significant figures. For samples collected prior to 10/1/2013, results for PFOA are reported under the following protocol: ND < LOD < NQ < LOQ where ND = Not Detected, NQ = Not Quantifiable, LOD = Limit of Detection, LOQ = Limit of Quantitation; the LOD/LOQ may have varied by instrument and quarter. For samples collected after 10/1/2013, samples are reported to a reporting limit (RL) of 0.0050 ug/L for PFOA. For samples collected after 6/30/2016, each target compound RL is 0.0020 ug/L. J = Analyte present, reported value may not be accurate or precise; UJ = Not detected, reporting limit may not be accurate or precise; B = Not detected substantially above the level reported in the laboratory or field blanks. Samples identified as BED1 were collected after the first carbon bed. Samples identified as BED2 were collected after the second carbon bed and represent the treated water. All other samples collected were prior to Chemours treatment. Samples identified with -D or -DUP are duplicate samples. Starting with the 3Q20 samples, the samples are analyzed by USEPA Method 537.1. Prior to 3Q20, the samples were analyzed by a modified method 537. QREP = Qualification Re-Evaluation Program. OMM = Operation, Maintenance, and Monitoring. PWS = Public Water Service. NJDEP = New Jersey Department of Environmental Protection.

Table 3. Residential Granular Activated Carbon (GAC) Treatment Systems Removed or Transferred Ownership– Chemours Chambers Works, Deepwater, New Jersey

Field Sample ID	Date	PFOA	PFOS	PFNA	Comments
PT	7/24/2018	0.15	0.0025	0.010	
BED1	7/24/2018	<0.0020	<0.0020	<0.0020	
BED1	5/3/2018	<0.0020	<0.0020	<0.0020	
	11/20/2017	0.063	0.0024	0.0047	GAC installed 02/23/2018.
Location: 243					
BED1	5/16/2023	<0.0020	<0.0020	<0.0020	Carbon Changeout 05/16/2023 - 5yr. New well installed (Regulatory Location ID #705). Qualified for treatment so GAC System transferred to new well. Well decommissioned according to NJ Data Miner.
BED1	1/11/2023	<0.0020	<0.0020	<0.0020	
BED1	10/10/2022	<0.0020	<0.0020	<0.0020	
PT	7/26/2022	0.056	0.010	0.013	
BED1	7/26/2022	<0.0020	<0.0020	<0.0020	
BED1	4/20/2022	<0.0020	<0.0020	<0.0020	
BED1-DUP	4/20/2022	<0.0020	<0.0020	<0.0020	
BED1	1/24/2022	<0.0020	<0.0020	<0.0020	
BED1	10/22/2021	<0.0020	<0.0020	<0.0020	
PT	8/16/2021	0.065	0.018	0.016	
BED1	8/16/2021	<0.0020	<0.0020	<0.0020	
BED1-DUP	8/16/2021	<0.0020	<0.0020	<0.0020	

Concentrations are in micrograms per liter (ug/L). Concentrations are rounded by the laboratory and reported to two significant figures. For samples collected prior to 10/1/2013, results for PFOA are reported under the following protocol: ND < LOD < NQ < LOQ where ND = Not Detected, NQ = Not Quantifiable, LOD = Limit of Detection, LOQ = Limit of Quantitation; the LOD/LOQ may have varied by instrument and quarter. For samples collected after 10/1/2013, samples are reported to a reporting limit (RL) of 0.0050 ug/L for PFOA. For samples collected after 6/30/2016, each target compound RL is 0.0020 ug/L. J = Analyte present, reported value may not be accurate or precise; UJ = Not detected, reporting limit may not be accurate or precise; B = Not detected substantially above the level reported in the laboratory or field blanks. Samples identified as BED1 were collected after the first carbon bed. Samples identified as BED2 were collected after the second carbon bed and represent the treated water. All other samples collected were prior to Chemours treatment. Samples identified with -D or -DUP are duplicate samples. Starting with the 3Q20 samples, the samples are analyzed by USEPA Method 537.1. Prior to 3Q20, the samples were analyzed by a modified method 537. QREP = Qualification Re-Evaluation Program. OMM = Operation, Maintenance, and Monitoring. PWS = Public Water Service. NJDEP = New Jersey Department of Environmental Protection.

Table 3. Residential Granular Activated Carbon (GAC) Treatment Systems Removed or Transferred Ownership– Chemours Chambers Works, Deepwater, New Jersey

Field Sample ID	Date	PFOA	PFOS	PFNA	Comments
BED1	5/5/2021	<0.0020	<0.0020	<0.0020	
BED1	2/10/2021	<0.0020	<0.0020	<0.0020	
BED1	11/3/2020	<0.0020	<0.0020	<0.0020	
PT	9/2/2020	0.058	0.0096	0.010	
BED1	9/2/2020	<0.0020	<0.0020	<0.0020	
BED1	6/19/2020	<0.0020	<0.0020	<0.0020	
BED1	2/7/2020	<0.0020	<0.0020	<0.0020	
BED1	10/31/2019	<0.0020	<0.0020	<0.0020	
PT	8/29/2019	0.057	0.011	0.011	
BED1	8/29/2019	<0.0020	<0.0020	<0.0020	
BED1-DUP	8/29/2019	<0.0020	<0.0020	<0.0020	
BED1	5/23/2019	<0.0020	<0.0020	<0.0020	
BED1-DUP	5/23/2019	<0.0020	<0.0020	<0.0020	
BED1	2/21/2019	<0.0020	<0.0020	<0.0020	
BED1	11/5/2018	<0.0020	<0.0020	<0.0020	
PT	7/26/2018	0.065	0.014	0.012	
BED1	7/26/2018	<0.0020	<0.0020	<0.0020	
BED1	4/25/2018	<0.0020	<0.0020	<0.0020	

Concentrations are in micrograms per liter (ug/L). Concentrations are rounded by the laboratory and reported to two significant figures. For samples collected prior to 10/1/2013, results for PFOA are reported under the following protocol: ND < LOD < NQ < LOQ where ND = Not Detected, NQ = Not Quantifiable, LOD = Limit of Detection, LOQ = Limit of Quantitation; the LOD/LOQ may have varied by instrument and quarter. For samples collected after 10/1/2013, samples are reported to a reporting limit (RL) of 0.0050 ug/L for PFOA. For samples collected after 6/30/2016, each target compound RL is 0.0020 ug/L. J = Analyte present, reported value may not be accurate or precise; UJ = Not detected, reporting limit may not be accurate or precise; B = Not detected substantially above the level reported in the laboratory or field blanks. Samples identified as BED1 were collected after the first carbon bed. Samples identified as BED2 were collected after the second carbon bed and represent the treated water. All other samples collected were prior to Chemours treatment. Samples identified with -D or -DUP are duplicate samples. Starting with the 3Q20 samples, the samples are analyzed by USEPA Method 537.1. Prior to 3Q20, the samples were analyzed by a modified method 537. QREP = Qualification Re-Evaluation Program. OMM = Operation, Maintenance, and Monitoring. PWS = Public Water Service. NJDEP = New Jersey Department of Environmental Protection.

Table 3. Residential Granular Activated Carbon (GAC) Treatment Systems Removed or Transferred Ownership– Chemours Chambers Works, Deepwater, New Jersey

Field Sample ID	Date	PFOA	PFOS	PFNA	Comments
	11/30/2017	0.061	0.011	0.011	GAC installed 03/27/2018.
Location: 245					
	7/28/2022	0.0080	<0.0020	<0.0020	
-DUP	7/28/2022	0.0082	<0.0020	<0.0020	
	8/2/2021	0.0042	<0.0020	<0.0020	Well resampled and not qualified. Well included in QREP.
	4/14/2021	<0.0020 UJ	<0.0020	<0.0020 UJ	Well resampled and not qualified. Permanent bottled water stopped.
-DUP	4/14/2021	<0.0020	<0.0020	<0.0020	Well resampled and not qualified. Permanent bottled water stopped.
PT	9/3/2019	0.034	<0.0020	0.0049	GAC removed 11/19/2019 at owner's request. Permanent bottled water.
BED1	9/3/2019	<0.0020	<0.0020	<0.0020	GAC removed 11/19/2019 at owner's request. Permanent bottled water.
BED1	6/7/2019	<0.0020	<0.0020	<0.0020	
BED1	2/26/2019	<0.0020	<0.0020	<0.0020	
BED1	11/9/2018	<0.0020	<0.0020	<0.0020	
PT	8/10/2018	0.027	<0.0020	0.0026	
BED1	8/10/2018	<0.0020	<0.0020	<0.0020	
BED1	5/4/2018	<0.0020	<0.0020	<0.0020	
	11/30/2017	0.032	<0.0020	0.0036	GAC installed 03/30/2018.

Concentrations are in micrograms per liter (ug/L). Concentrations are rounded by the laboratory and reported to two significant figures. For samples collected prior to 10/1/2013, results for PFOA are reported under the following protocol: ND < LOD < NQ < LOQ where ND = Not Detected, NQ = Not Quantifiable, LOD = Limit of Detection, LOQ = Limit of Quantitation; the LOD/LOQ may have varied by instrument and quarter. For samples collected after 10/1/2013, samples are reported to a reporting limit (RL) of 0.0050 ug/L for PFOA. For samples collected after 6/30/2016, each target compound RL is 0.0020 ug/L. J = Analyte present, reported value may not be accurate or precise; UJ = Not detected, reporting limit may not be accurate or precise; B = Not detected substantially above the level reported in the laboratory or field blanks. Samples identified as BED1 were collected after the first carbon bed. Samples identified as BED2 were collected after the second carbon bed and represent the treated water. All other samples collected were prior to Chemours treatment. Samples identified with -D or -DUP are duplicate samples. Starting with the 3Q20 samples, the samples are analyzed by USEPA Method 537.1. Prior to 3Q20, the samples were analyzed by a modified method 537. QREP = Qualification Re-Evaluation Program. OMM = Operation, Maintenance, and Monitoring. PWS = Public Water Service. NJDEP = New Jersey Department of Environmental Protection.

Table 3. Residential Granular Activated Carbon (GAC) Treatment Systems Removed or Transferred Ownership– Chemours Chambers Works, Deepwater, New Jersey

Field Sample ID	Date	PFOA	PFOS	PFNA	Comments
Location: 302					
PT	8/20/2019	0.034	0.0061	0.0028	New well installed (Regulatory Location ID #416). Not qualified so GAC removed 12/05/2019.
BED1	8/20/2019	<0.0020	<0.0020	<0.0020	New well installed (Regulatory Location ID #416). Not qualified so GAC removed 12/05/2019.
BED1	5/21/2019	<0.0020	<0.0020	<0.0020	
BED1	2/15/2019	<0.0020	<0.0020	<0.0020	
BED1	11/27/2018	<0.0020	<0.0020	<0.0020	
PT	9/28/2018	0.033	0.0031	0.0022	
BED1	9/28/2018	<0.0020	0.0034	<0.0020	
	4/25/2018	0.04	0.0032	<0.0020	GAC installed 06/28/2018.
Location: 303					
PT	8/17/2023	0.023	0.0020	0.0054	
BED1	8/17/2023	<0.0020	<0.0020	<0.0020	Home is going to be demolished. GAC removed 12/14/2023 at owner's request.
BED1	5/30/2023	<0.0020	<0.0020	<0.0020	
BED1	3/14/2023	<0.0020	<0.0020	<0.0020	
BED1	11/14/2022	0.0050	<0.0020	<0.0020	
BED2	11/14/2022	<0.0020	<0.0020	<0.0020	
PT	8/30/2022	0.023	<0.0020	0.0068	

Concentrations are in micrograms per liter (ug/L). Concentrations are rounded by the laboratory and reported to two significant figures. For samples collected prior to 10/1/2013, results for PFOA are reported under the following protocol: ND < LOD < NQ < LOQ where ND = Not Detected, NQ = Not Quantifiable, LOD = Limit of Detection, LOQ = Limit of Quantitation; the LOD/LOQ may have varied by instrument and quarter. For samples collected after 10/1/2013, samples are reported to a reporting limit (RL) of 0.0050 ug/L for PFOA. For samples collected after 6/30/2016, each target compound RL is 0.0020 ug/L. J = Analyte present, reported value may not be accurate or precise; UJ = Not detected, reporting limit may not be accurate or precise; B = Not detected substantially above the level reported in the laboratory or field blanks. Samples identified as BED1 were collected after the first carbon bed. Samples identified as BED2 were collected after the second carbon bed and represent the treated water. All other samples collected were prior to Chemours treatment. Samples identified with -D or -DUP are duplicate samples. Starting with the 3Q20 samples, the samples are analyzed by USEPA Method 537.1. Prior to 3Q20, the samples were analyzed by a modified method 537. QREP = Qualification Re-Evaluation Program. OMM = Operation, Maintenance, and Monitoring. PWS = Public Water Service. NJDEP = New Jersey Department of Environmental Protection.

Table 3. Residential Granular Activated Carbon (GAC) Treatment Systems Removed or Transferred Ownership– Chemours Chambers Works, Deepwater, New Jersey

Field Sample ID	Date	PFOA	PFOS	PFNA	Comments
BED1	8/30/2022	<0.0020	<0.0020	<0.0020	
BED1	5/26/2022	<0.0020	<0.0020	<0.0020	
BED1	3/3/2022	<0.0020	<0.0020	<0.0020	
BED1	12/1/2021	<0.0020	<0.0020	<0.0020	
PT	8/19/2021	0.027	<0.0020	0.0042	
BED1	8/19/2021	<0.0020	<0.0020	<0.0020	
BED1	5/14/2021	<0.0020	<0.0020	<0.0020	
BED1	2/5/2021	<0.0020	<0.0020	<0.0020	
BED1	10/27/2020	<0.0020	<0.0020	<0.0020	
PT	8/26/2020	0.027	0.0023	0.0042	
BED1	8/26/2020	<0.0020	<0.0020	<0.0020	
BED1	6/16/2020	0.0034	<0.0020	<0.0020	
BED1	2/10/2020	<0.0020	<0.0020	<0.0020	
BED1	11/8/2019	<0.0020	<0.0020	<0.0020	
PT	8/26/2019	0.024	<0.0020	0.0036	
BED1	8/26/2019	<0.0020	<0.0020	<0.0020	
BED1	4/17/2019	<0.0020	<0.0020	<0.0020	
PT	2/4/2019	0.018	<0.0020	0.0036	

Concentrations are in micrograms per liter (ug/L). Concentrations are rounded by the laboratory and reported to two significant figures. For samples collected prior to 10/1/2013, results for PFOA are reported under the following protocol: ND < LOD < NQ < LOQ where ND = Not Detected, NQ = Not Quantifiable, LOD = Limit of Detection, LOQ = Limit of Quantitation; the LOD/LOQ may have varied by instrument and quarter. For samples collected after 10/1/2013, samples are reported to a reporting limit (RL) of 0.0050 ug/L for PFOA. For samples collected after 6/30/2016, each target compound RL is 0.0020 ug/L. J = Analyte present, reported value may not be accurate or precise; UJ = Not detected, reporting limit may not be accurate or precise; B = Not detected substantially above the level reported in the laboratory or field blanks. Samples identified as BED1 were collected after the first carbon bed. Samples identified as BED2 were collected after the second carbon bed and represent the treated water. All other samples collected were prior to Chemours treatment. Samples identified with -D or -DUP are duplicate samples. Starting with the 3Q20 samples, the samples are analyzed by USEPA Method 537.1. Prior to 3Q20, the samples were analyzed by a modified method 537. QREP = Qualification Re-Evaluation Program. OMM = Operation, Maintenance, and Monitoring. PWS = Public Water Service. NJDEP = New Jersey Department of Environmental Protection.

Table 3. Residential Granular Activated Carbon (GAC) Treatment Systems Removed or Transferred Ownership– Chemours Chambers Works, Deepwater, New Jersey

Field Sample ID	Date	PFOA	PFOS	PFNA	Comments
BED1	2/4/2019	<0.0020	<0.0020	<0.0020	
BED1	11/7/2018	<0.0020	<0.0020	<0.0020	
	4/25/2018	0.024	0.0035	0.0049	GAC installed 09/05/2018.
Location: 359					
BED1	1/28/2021	0.010	<0.0020	<0.0020	GAC removed 11/30/2021 at owner's request. Home demolished for warehouse development. Well decommissioned according to NJ Data Miner.
BED2	1/28/2021	<0.0020	<0.0020	<0.0020	GAC removed 11/30/2021 at owner's request. Home demolished for warehouse development. Well decommissioned according to NJ Data Miner.
BED1	10/15/2020	0.019	<0.0020	<0.0020	
BED2	10/15/2020	<0.0020	<0.0020	<0.0020	
PT	8/12/2020	0.089	<0.0020	0.0038	
BED1	8/12/2020	0.0032	<0.0020	<0.0020	
BED1	6/4/2020	0.0068	<0.0020	<0.0020	
BED1	1/23/2020	0.0049	<0.0020	<0.0020	
BED1	10/7/2019	<0.0020	<0.0020	<0.0020	
PT	7/2/2019	0.083	<0.0020	0.0020	
BED1	7/2/2019	<0.0020	<0.0020	<0.0020	
BED1	4/2/2019	<0.0020	<0.0020	<0.0020	

Concentrations are in micrograms per liter (ug/L). Concentrations are rounded by the laboratory and reported to two significant figures. For samples collected prior to 10/1/2013, results for PFOA are reported under the following protocol: ND < LOD < NQ < LOQ where ND = Not Detected, NQ = Not Quantifiable, LOD = Limit of Detection, LOQ = Limit of Quantitation; the LOD/LOQ may have varied by instrument and quarter. For samples collected after 10/1/2013, samples are reported to a reporting limit (RL) of 0.0050 ug/L for PFOA. For samples collected after 6/30/2016, each target compound RL is 0.0020 ug/L. J = Analyte present, reported value may not be accurate or precise; UJ = Not detected, reporting limit may not be accurate or precise; B = Not detected substantially above the level reported in the laboratory or field blanks. Samples identified as BED1 were collected after the first carbon bed. Samples identified as BED2 were collected after the second carbon bed and represent the treated water. All other samples collected were prior to Chemours treatment. Samples identified with -D or -DUP are duplicate samples. Starting with the 3Q20 samples, the samples are analyzed by USEPA Method 537.1. Prior to 3Q20, the samples were analyzed by a modified method 537. QREP = Qualification Re-Evaluation Program. OMM = Operation, Maintenance, and Monitoring. PWS = Public Water Service. NJDEP = New Jersey Department of Environmental Protection.

Table 3. Residential Granular Activated Carbon (GAC) Treatment Systems Removed or Transferred Ownership– Chemours Chambers Works, Deepwater, New Jersey

Field Sample ID	Date	PFOA	PFOS	PFNA	Comments
	12/11/2018	0.067	<0.0020	<0.0020	GAC installed 03/29/2019.
Location: 450					
BED1	5/24/2022	<0.0020	<0.0020	<0.0020	New well installed (Regulatory Location ID #681). Not qualified so GAC removed 10/26/2022.
BED1	2/9/2022	<0.0020	<0.0020	<0.0020	
BED1	11/8/2021	<0.0020	<0.0020	<0.0020	
PT	8/25/2021	0.034	0.0022	0.0033	
BED1	8/25/2021	<0.0020	<0.0020	<0.0020	
BED1	6/16/2021	<0.0020	<0.0020	<0.0020	
BED1	1/21/2021	<0.0020	<0.0020	<0.0020	
	8/25/2020	0.053	0.0059	0.0075	GAC installed 10/28/2020.
Location: 466					
BED1	2/13/2023	<0.0020	<0.0020	<0.0020	New well installed (Regulatory Location ID #703). Not qualified so Chemours OM&M discontinued and GAC ownership transferred to the homeowner per homeowner request. Well decommissioned according to NJ Data Miner.
BED1	11/17/2022	<0.0020	<0.0020	<0.0020	Carbon Changeout 11/17/2022 - 5yr.
PT	9/13/2022	0.022	<0.0020	<0.0020	
BED1	9/13/2022	<0.0020	<0.0020	<0.0020	
BED1	6/15/2022	<0.0020	<0.0020	<0.0020	

Concentrations are in micrograms per liter (ug/L). Concentrations are rounded by the laboratory and reported to two significant figures. For samples collected prior to 10/1/2013, results for PFOA are reported under the following protocol: ND < LOD < NQ < LOQ where ND = Not Detected, NQ = Not Quantifiable, LOD = Limit of Detection, LOQ = Limit of Quantitation; the LOD/LOQ may have varied by instrument and quarter. For samples collected after 10/1/2013, samples are reported to a reporting limit (RL) of 0.0050 ug/L for PFOA. For samples collected after 6/30/2016, each target compound RL is 0.0020 ug/L. J = Analyte present, reported value may not be accurate or precise; UJ = Not detected, reporting limit may not be accurate or precise; B = Not detected substantially above the level reported in the laboratory or field blanks. Samples identified as BED1 were collected after the first carbon bed. Samples identified as BED2 were collected after the second carbon bed and represent the treated water. All other samples collected were prior to Chemours treatment. Samples identified with -D or -DUP are duplicate samples. Starting with the 3Q20 samples, the samples are analyzed by USEPA Method 537.1. Prior to 3Q20, the samples were analyzed by a modified method 537. QREP = Qualification Re-Evaluation Program. OMM = Operation, Maintenance, and Monitoring. PWS = Public Water Service. NJDEP = New Jersey Department of Environmental Protection.

Table 3. Residential Granular Activated Carbon (GAC) Treatment Systems Removed or Transferred Ownership– Chemours Chambers Works, Deepwater, New Jersey

Field Sample ID	Date	PFOA	PFOS	PFNA	Comments
BED1-DUP	6/15/2022	<0.0020	<0.0020	<0.0020	
BED1	3/14/2022	<0.0020	<0.0020	<0.0020	
BED1-DUP	3/14/2022	<0.0020	<0.0020	<0.0020	
BED1	11/29/2021	<0.0020	<0.0020	<0.0020	
PT	9/15/2021	0.0074	<0.0020	<0.0020	
BED1	9/15/2021	<0.0020	<0.0020	<0.0020	
BED1	5/26/2021	<0.0020	<0.0020	<0.0020	
BED1	2/25/2021	<0.0020	<0.0020	<0.0020	
PT	9/28/2020	0.013	<0.0020	<0.0020	GAC installed by NJDEP 12/06/2017.
BED1	9/28/2020	<0.0020	<0.0020	<0.0020	
Location: 471					
PT	7/11/2022	0.012	0.0029	0.0096	GAC removed 01/26/2023 at owner's request. Home demolished for warehouse development. Well decommissioned according to NJ Data Miner.
BED1	7/11/2022	<0.0020	<0.0020	<0.0020	GAC removed 01/26/2023 at owner's request. Home demolished for warehouse development. Well decommissioned according to NJ Data Miner.
BED1	5/23/2022	<0.0020	<0.0020	<0.0020	
BED1	2/28/2022	<0.0020	<0.0020	<0.0020	
BED1	11/22/2021	<0.0020	<0.0020	<0.0020	Carbon Changeout 12/22/2021 - 5yr.

Concentrations are in micrograms per liter (ug/L). Concentrations are rounded by the laboratory and reported to two significant figures. For samples collected prior to 10/1/2013, results for PFOA are reported under the following protocol: ND < LOD < NQ < LOQ where ND = Not Detected, NQ = Not Quantifiable, LOD = Limit of Detection, LOQ = Limit of Quantitation; the LOD/LOQ may have varied by instrument and quarter. For samples collected after 10/1/2013, samples are reported to a reporting limit (RL) of 0.0050 ug/L for PFOA. For samples collected after 6/30/2016, each target compound RL is 0.0020 ug/L. J = Analyte present, reported value may not be accurate or precise; UJ = Not detected, reporting limit may not be accurate or precise; B = Not detected substantially above the level reported in the laboratory or field blanks. Samples identified as BED1 were collected after the first carbon bed. Samples identified as BED2 were collected after the second carbon bed and represent the treated water. All other samples collected were prior to Chemours treatment. Samples identified with -D or -DUP are duplicate samples. Starting with the 3Q20 samples, the samples are analyzed by USEPA Method 537.1. Prior to 3Q20, the samples were analyzed by a modified method 537. QREP = Qualification Re-Evaluation Program. OMM = Operation, Maintenance, and Monitoring. PWS = Public Water Service. NJDEP = New Jersey Department of Environmental Protection.

Table 3. Residential Granular Activated Carbon (GAC) Treatment Systems Removed or Transferred Ownership– Chemours Chambers Works, Deepwater, New Jersey

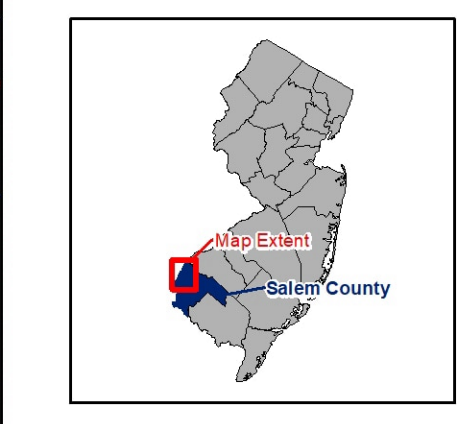
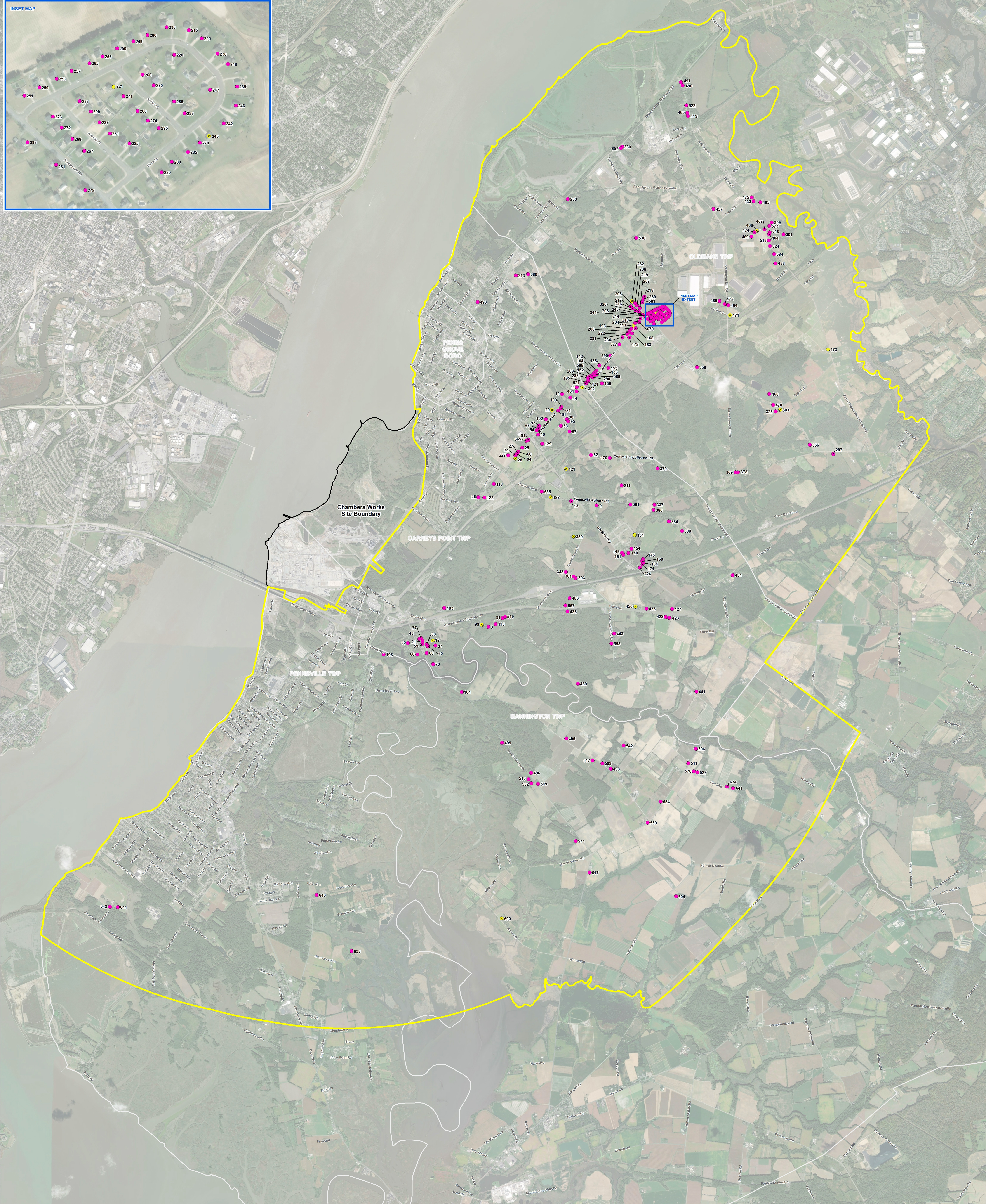
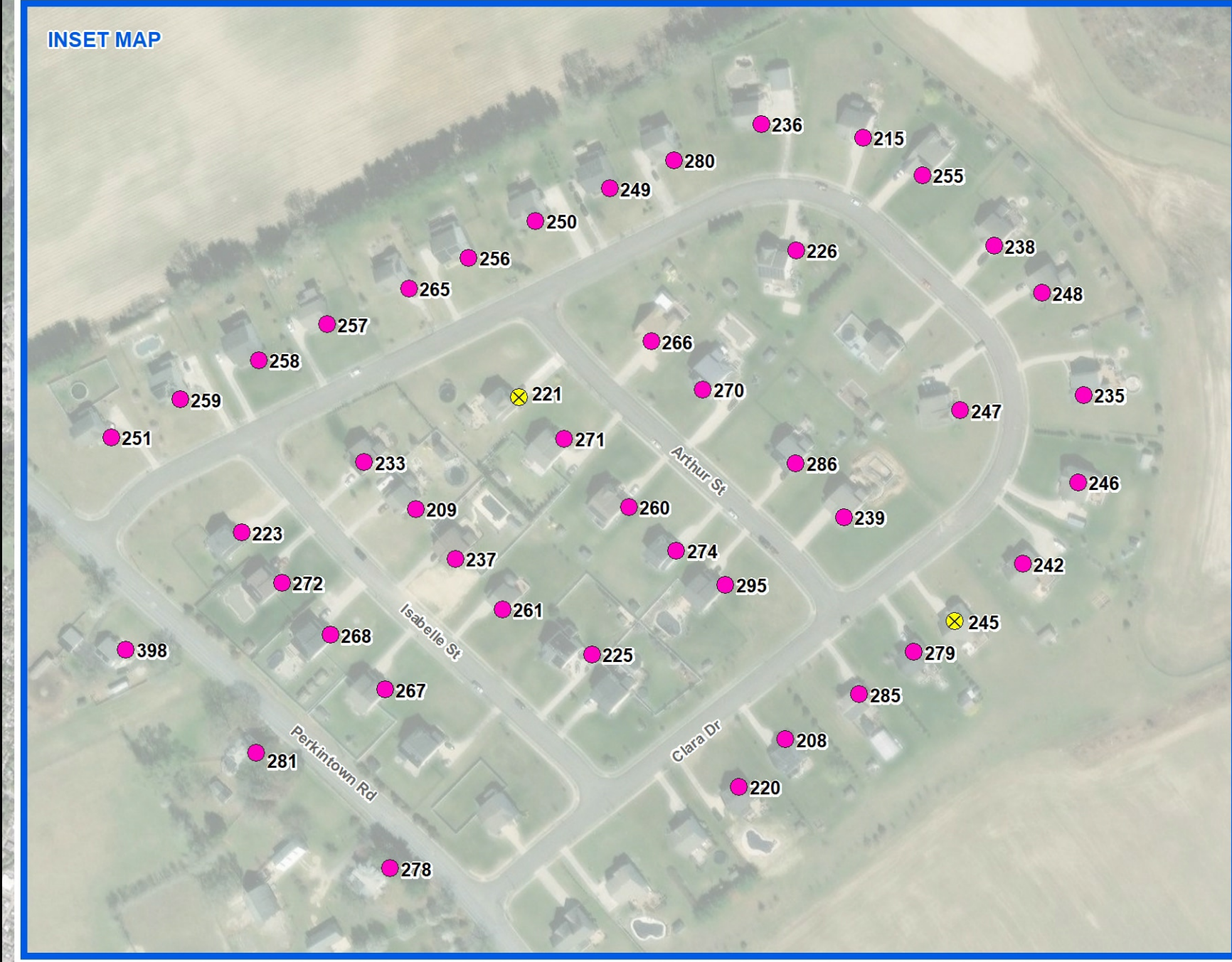
Field Sample ID	Date	PFOA	PFOS	PFNA	Comments
PT	9/9/2021	0.019	0.0039	0.015	
BED1	9/9/2021	<0.0020	<0.0020	<0.0020	
BED1	6/4/2021	<0.0020	<0.0020	<0.0020	
BED1	3/10/2021	<0.0020	<0.0020	<0.0020	
BED1	11/16/2020	<0.0020	<0.0020	<0.0020	
PT	9/21/2020	0.019	0.0054	0.016	GAC installed by NJDEP 10/03/2016.
BED1	9/21/2020	<0.0020	<0.0020	<0.0020	
Location: 473					
BED1	5/12/2022	0.0026	<0.0020	<0.0020	GAC removed 12/06/2022 at owner's request. Home demolished for warehouse development. Well decommissioned according to NJ Data Miner.
BED2	5/12/2022	<0.0020	<0.0020	<0.0020	GAC removed 12/06/2022 at owner's request. Home demolished for warehouse development. Well decommissioned according to NJ Data Miner.
BED1	2/14/2022	<0.0020	<0.0020	<0.0020	
BED1	11/9/2021	<0.0020	<0.0020	<0.0020	
PT	8/23/2021	0.040	0.0058	0.016	
BED1	8/23/2021	0.0026	<0.0020	<0.0020	
BED2	8/23/2021	<0.0020	<0.0020	<0.0020	
BED1	6/1/2021	<0.0020	<0.0020	<0.0020	

Concentrations are in micrograms per liter (ug/L). Concentrations are rounded by the laboratory and reported to two significant figures. For samples collected prior to 10/1/2013, results for PFOA are reported under the following protocol: ND < LOD < NQ < LOQ where ND = Not Detected, NQ = Not Quantifiable, LOD = Limit of Detection, LOQ = Limit of Quantitation; the LOD/LOQ may have varied by instrument and quarter. For samples collected after 10/1/2013, samples are reported to a reporting limit (RL) of 0.0050 ug/L for PFOA. For samples collected after 6/30/2016, each target compound RL is 0.0020 ug/L. J = Analyte present, reported value may not be accurate or precise; UJ = Not detected, reporting limit may not be accurate or precise; B = Not detected substantially above the level reported in the laboratory or field blanks. Samples identified as BED1 were collected after the first carbon bed. Samples identified as BED2 were collected after the second carbon bed and represent the treated water. All other samples collected were prior to Chemours treatment. Samples identified with -D or -DUP are duplicate samples. Starting with the 3Q20 samples, the samples are analyzed by USEPA Method 537.1. Prior to 3Q20, the samples were analyzed by a modified method 537. QREP = Qualification Re-Evaluation Program. OMM = Operation, Maintenance, and Monitoring. PWS = Public Water Service. NJDEP = New Jersey Department of Environmental Protection.

Table 3. Residential Granular Activated Carbon (GAC) Treatment Systems Removed or Transferred Ownership– Chemours Chambers Works, Deepwater, New Jersey

Field Sample ID	Date	PFOA	PFOS	PFNA	Comments
BED1	2/12/2021	0.0024	<0.0020	<0.0020	
BED2	2/12/2021	<0.0020	<0.0020	<0.0020	
BED1	11/30/2020	0.0027	<0.0020	<0.0020	
BED1-DUP	11/30/2020	0.0031	<0.0020	<0.0020	
PT	9/29/2020	0.058	0.0045	0.0076	GAC installed by NJDEP 04/18/2018.
BED1	9/29/2020	<0.0020	<0.0020	<0.0020	
Location: 600					
BED1	1/5/2022	<0.0020	<0.0020	<0.0020	GAC removed 02/02/2022 at owner's request. Permanent bottled water until owner declined bottled water service.
BED1-DUP	1/5/2022	<0.0020	<0.0020	<0.0020	GAC removed 02/02/2022 at owner's request. Permanent bottled water until owner declined bottled water service.
POST	8/4/2021	<0.0020	<0.0020	<0.0020	GAC installed 10/27/2021.
PRE	8/4/2021	0.11	0.017	0.018	GAC installed 10/27/2021.

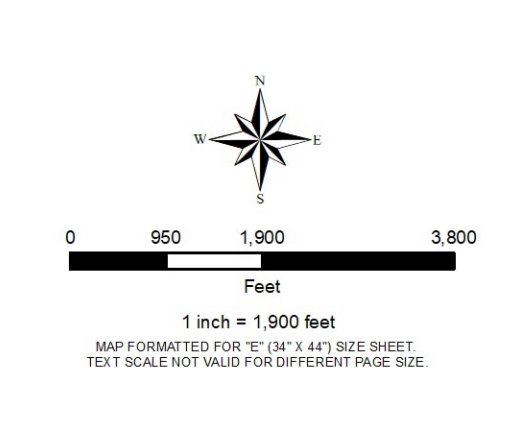
Concentrations are in micrograms per liter (ug/L). Concentrations are rounded by the laboratory and reported to two significant figures. For samples collected prior to 10/1/2013, results for PFOA are reported under the following protocol: ND < LOD < NQ < LOQ where ND = Not Detected, NQ = Not Quantifiable, LOD = Limit of Detection, LOQ = Limit of Quantitation; the LOD/LOQ may have varied by instrument and quarter. For samples collected after 10/1/2013, samples are reported to a reporting limit (RL) of 0.0050 ug/L for PFOA. For samples collected after 6/30/2016, each target compound RL is 0.0020 ug/L. J = Analyte present, reported value may not be accurate or precise; UJ = Not detected, reporting limit may not be accurate or precise; B = Not detected substantially above the level reported in the laboratory or field blanks. Samples identified as BED1 were collected after the first carbon bed. Samples identified as BED2 were collected after the second carbon bed and represent the treated water. All other samples collected were prior to Chemours treatment. Samples identified with -D or -DUP are duplicate samples. Starting with the 3Q20 samples, the samples are analyzed by USEPA Method 537.1. Prior to 3Q20, the samples were analyzed by a modified method 537. QREP = Qualification Re-Evaluation Program. OMM = Operation, Maintenance, and Monitoring. PWS = Public Water Service. NJDEP = New Jersey Department of Environmental Protection.



- LEGEND**
- GAC System Currently Installed
 - GAC System Removed or Ownership Transferred to Homeowner
 - ▭ Current Investigation Area
 - ▭ Property Boundary
 - ▭ Municipal Boundary

Notes:
 This figure shows the location of all residential granular activated carbon (GAC) systems that were installed and which are now included in Chemours' Operation, Maintenance, and Monitoring (OMM) program, or were installed and later removed by Chemours, or were installed and later ownership was transferred to the homeowner, near the Chemours Chambers Works site in Deepwater, New Jersey as of December 31, 2023. See Table 1 for information on each GAC system installed. See Table 2 for available perfluorooctanoic acid (PFOA), perfluorooctanesulfonic acid (PFOS), and perfluorodecanoic acid (PFDA) results for each location where a GAC system is installed. See Table 3 for available PFOA, PFOS, and PFDA results for each location where a GAC system was installed and later removed or was installed and later ownership was transferred to the homeowner.

Mapa: Vivid Advanced 2023 Aerial Source: Esri, Maxar, GeoEye, Earthstar Geographics, CNES/Airbus DS, USDA, USGS, AeroGRID, IGN, and the GIS User Community



AECOM
 248 Chapman Road
 Suite 101
 Newark, DE 19702

EVERGREEN RESIDENTIAL GRANULAR ACTIVATED CARBON (GAC) SYSTEMS LOCATION MAP

PROJECT NUMBER	23005	DRAWING NUMBER	0097560
DESIGNED BY	N. DEPOSE	DATE	1/25/2024
DRAWN BY	C. DUFFY	SCALE	
CHECKED BY	K. BROGAN	SHEET NUMBER	1