



Geosyntec Consultants of NC, P.C.
NC License No.: C-3500 and C-295

CHARACTERIZATION OF PFAS IN PROCESS AND NON-PROCESS WASTEWATER AND STORMWATER Ongoing Sampling – 2021 Quarters 3 and 4 Semiannual Report

Prepared for

The Chemours Company FC, LLC
22828 NC-87
Fayetteville, NC 28306

Prepared by

Geosyntec Consultants of NC, P.C.
2501 Blue Ridge Road, Suite 430
Raleigh, NC 27607

Project Number TR0807E

March 2022

DocuSigned by:




TABLE OF CONTENTS

1.	INTRODUCTION	1
2.	BACKGROUND	2
	2.1 Paragraph 11(c) and 11(d) Reporting Background.....	2
	2.2 Site and Conveyance Network Background	3
	2.2.1 Locations and Location Categories	4
	2.3 Background - Recommendations from Paragraph 11(c) and Paragraph 11(d) through June 2021	5
3.	SEMIANNUAL REPORT OBJECTIVES	6
4.	PARAGRAPH 11(D) METHODS AND SCOPE	6
	4.1 Sample Locations.....	7
	4.2 Field Methods	8
	4.2.1 General Field Methods	8
	4.2.2 Grab Sampling Methods.....	8
	4.2.3 Temporal Composite Sampling Methods.....	9
	4.2.4 Wet Event Sampling Methods.....	9
	4.3 Laboratory Methods.....	10
5.	ASSESSMENT OF PARAGRAPH 11(D) ONGOING SAMPLING	10
	5.1 Presentation of Results Table 3+ 17 Compounds.....	10
	5.2 Results - Semiannual Period (2021 Quarters 3 and 4).....	11
	5.2.1 Data Quality	12
	5.2.2 Field Parameter Data	12
	5.3 Conveyance Network PFAS Data Observations	13
6.	SUMMARY AND RECOMMENDATIONS.....	15
7.	REFERENCES	18

LIST OF TABLES

Table 1	Paragraph 11(d) Sample Location Summary
Table 2	PFAS and Associated Analytical Methods
Table 3	Total Daily Precipitation – 2021 Quarters 3 and 4

LIST OF FIGURES

Figure 1	Site Location Map
Figure 2	Paragraph 11(d) Sample Locations – Prior to Stormwater Treatment System and Terracotta Pipe Activities
Figure 3	Paragraph 11(d) Sample Locations – After Stormwater Treatment System and Terracotta Pipe Activities
Figure 4A	Total Table 3+ Concentrations – Non-Chemours Process Wastewater
Figure 4B	Total Table 3+ Concentrations – Non-Contact Cooling Water
Figure 4C	Total Table 3+ Concentrations – Stormwater
Figure 4D	Total Table 3+ Concentrations – Stormwater-Non-Contact Cooling Water
Figure 4E	Total Table 3+ Concentrations – Wastewater Treatment Plant
Figure 4F	Total Table 3+ Concentrations – Combined Flows to Outfall 002
Figure 5A	Distribution of Table 3+ Concentrations – All Locations
Figure 5B	Distribution of Total EPA Method 537 Mod (13 PFCAs) Concentrations – All Locations
Figure 6	Proposed Paragraph 11(d) Sample Locations

LIST OF APPENDICES

Appendix A	Analytical Results – 2021 Q3 and Q4 Sampling Events
Appendix B	Field Parameters – 2021 Q3 and Q4 Sampling Events
Appendix C	Laboratory Reports and Data Review Narrative Whitebooks
Appendix D	Field Forms

ACRONYMS AND ABBREVIATIONS

CO Addendum	Addendum to Consent Order Paragraph 12
DEQ	The North Carolina Department of Environmental Quality
DVM	Data Verification Module
EIM	Environmental Information Management
EPA 537M	Environmental Protection Agency Method 537 Mod
HDPE	high-density polyethylene
Hydrolyzed PSDA	2-fluoro-2-[1,1,2,3,3,3-hexafluoro-2-(1,1,2,2-tetrafluoro sulfoethoxy)propoxy]-acetic acid
IXM	ion exchange materials
mV	millivolts
NCCW	non-contact cooling water
ng/L	nanograms per liter
NTU	nephelometric turbidity unit
ORP	oxidation reduction potential
PFAS	per- and polyfluoroalkyl substances
PFCA	perfluorocarboxylic acid
PPA	Polymer Processing Aid
QA/QC	quality assurance/ quality control
R-EVE	4-(2-carboxy-1,1,2,2-tetrafluoroethoxy)-2,2,3,3,4,5,5,5-octafluoro-pentanoic acid
R-PSDA	2,2,3,3,4,5,5,5-octafluoro-4-(1,1,2,2-tetrafluoro-2-sulfoethoxy)-pentanoic acid
RPD	relative percent difference
SOP	Standard Operating Procedure
SWTS	Stormwater Treatment System
WWTP	Wastewater treatment plant

1. INTRODUCTION

This report was prepared by Geosyntec Consultants of NC, P.C. (Geosyntec) for The Chemours Company FC, LLC (Chemours) as the second semiannual report for Ongoing Sampling of the concentrations of per- and polyfluoroalkyl substances (“PFAS”) in process wastewater, non-process wastewater, and stormwater at the Chemours Fayetteville Works, North Carolina site (the Facility, Figure 1). This is the second semiannual report addressing paragraph 11(d) of the Consent Order amongst Chemours, the North Carolina Department of Environmental Quality (DEQ), and Cape Fear River Watch, entered into court on February 25, 2019.

This second semiannual report is a continuation of bimonthly sampling and quarterly reporting conducted under paragraph 11(c) of the Consent Order, which was an 18-month Initial Characterization of PFAS concentrations in the process wastewater, non-process wastewater, and stormwater at the Facility that is discharged through Outfall 002. At the culmination of the 18-month paragraph 11(c) Initial Characterization period, a final report summarized the findings of the paragraph 11(c) sampling events and provided recommendations for transitioning to paragraph 11(d) Ongoing Sampling (Geosyntec 2020a). An addendum to the final report was submitted on May 28, 2021 to report bimonthly samples collected in October 2020 and November 2020 (Geosyntec, 2021a). The first semiannual report addressing paragraph 11(d) was submitted on September 28, 2021 (Geosyntec 2021b). Sampling conducted under the Ongoing Sampling program included in the first semiannual report (Geosyntec, 2021b) and this report was consistent with sampling conducted in the Initial Characterization Period, since at the time of sample collection, Chemours had not received comments from DEQ regarding Geosyntec recommended changes to the sampling program discussed in the final paragraph 11(c) report (Geosyntec 2020a). On March 8, 2022, Chemours responded to comments from a January 5, 2022 DEQ letter related to the recommended changes to the sampling program. In the response, a technical meeting was proposed to discuss those comments and responses.

This semiannual report summarizes the findings for the three (3) paragraph 11(d) sampling events during 2021 Quarters 3 and 4 and provides further support for implementing the recommendations proposed at the conclusion of the paragraph 11(c) Initial Characterization period. The remainder of this document is organized as follows:

Section 2 – Background: this section describes the Facility, the conveyance network which transmits flow to Outfall 002, locations sampled and location categories, and recommendations from the paragraph 11(c) Initial Characterization period and the paragraph 11(d) first semiannual period of Ongoing Sampling.

Section 3 – Semiannual Report Objectives: this section describes the objectives of this report.

Section 4 – Paragraph 11(d) Methods and Scope: this section describes the methods employed for sample collection and analysis for 2021 Quarters 3 and 4.

Section 5 – Assessment of Paragraph 11(d) Ongoing Sampling: this section describes PFAS concentrations trends and observations in investigative samples over the second semiannual period in context with paragraph 11(c) observations.

Section 6 – Summary and Recommendations: this section summarizes the observations of results from the second semiannual period and recommended changes to the sampling plan for ongoing sampling activities pursuant to paragraph 11(d) of the executed Consent Order.

Section 7 – References: this section lists the documents referenced in the report.

2. BACKGROUND

This section provides a summary of previous paragraph 11(c) and 11(d) reports, an overview of Facility water uses, the types of water present at the site, how this water flows to the Facility's discharge point at Outfall 002, how the locations sampled as part of paragraph 11(c) and paragraph 11(d) are grouped for interpretation, and the recommendations from previous paragraph 11(c) and paragraph 11(d) sampling events.

2.1 Paragraph 11(c) and 11(d) Reporting Background

Chemours submitted the PFAS Characterization Sampling Plan (the Sampling Plan) to DEQ on May 6, 2019 (Geosyntec, 2019a) and received written approval to implement the program from DEQ on June 19, 2019. Quarterly reports for the Initial Characterization Period summarized the activities conducted during the previous quarter, reported observed trends in context to previous bimonthly sampling events, and provided recommendations to implement during the next quarter. The first semiannual report for the Ongoing Sampling Period also followed this structure. A summary of the bimonthly sampling events and supplemental investigations included in past Paragraph 11(c) and 11(d) reports are provided in the table below.

Report ID	Date Submitted	Activities Summarized	Reference
P11(c) Quarterly Report 1	July 31, 2019	April 2019 and June 2019 bimonthly sampling events collected in 2019 Quarter 2	Geosyntec, 2019b
P11(c) Quarterly Report 2	October 31, 2019	August 2019 bimonthly sampling event collected in 2019 Quarter 3 and supplemental investigations completed in 2019 Quarters 2 and 3	Geosyntec, 2019c

Report ID	Date Submitted	Activities Summarized	Reference
P11(c) Quarterly Report 3	January 31, 2020	October 2019 and December 2019 bimonthly sampling events collected in 2019 Quarter 4	Geosyntec, 2020b
P11(c) Quarterly Report 4	April 30, 2020	January 2020 bimonthly sampling event collected in 2020 Quarter 1	Geosyntec, 2020c
P11(c) Quarterly Report 5	July 31, 2020	April 2020 and May/June 2020 bimonthly sampling events collected in 2020 Quarter 2	Geosyntec, 2020d
P11(c) Quarterly Report 6 (Final)	December 18, 2020	Overall conclusions and recommendations from the paragraph 11(c) Initial Characterization period; August 2020 bimonthly sampling event collected in 2020 Quarter 3	Geosyntec, 2020a
P11(c) Addendum 1	May 28, 2021	October 2020 and November 2020 bimonthly sampling events collected in 2020 Quarter 4 – these bimonthly events were collected after Initial Characterization period and prior to the beginning of Ongoing Sampling	Geosyntec, 2021a
P11(d) Semiannual Report 1	September 28, 2021	February 2021, April/May 2021, and June 2021 bimonthly sapling events collected in 2021 Half 1	Geosyntec, 2021b

2.2 Site and Conveyance Network Background

Chemours and the two Fayetteville Works site tenants, Kuraray and DuPont, currently operate five manufacturing areas on the site along with two other areas servicing manufacturing activities. These areas are shown in Figure 1 and listed below:

- Chemours Monomers/Ion Exchange Materials (Monomers/IXM)
- Chemours Polymer Processing Aid (PPA) Area
- Kuraray Trosifol® Leased Area
- Kuraray SentryGlas® Leased Area
- DuPont Polyvinylfluoride Leased Area
- Wastewater treatment plant (WWTP)
- Power Area at the Facility (produces filtered water and demineralized water)

These various areas both use and produce water which flows through the site conveyance network to Outfall 002. The site conveyance network waters are comprised of three (3) water types and five (5) primary flow pathways as they combine at Outfall 002. The water types and flow pathways at the Facility are listed below:

Water Types

1. Process wastewater (Note: Chemours process wastewaters are presently either treated and reused on site or disposed of offsite while tenant [Kuraray and DuPont] process wastewaters are treated at the onsite WWTP prior to discharge).
2. Non-Process Wastewater (Note: Non-Process Wastewater is also commonly called non-contact cooling water [NCCW] and steam condensate).
3. Stormwater.

Flow Pathways

1. Monomers/IXM Conveyance Network, which transmits NCCW and stormwater from the Chemours Monomers/IXM area.
2. Wood Lined Trench, which transmits NCCW from Kuraray areas and stormwater from Kuraray and limited areas in the Chemours PPA area.
3. Wastewater Treatment Plant Discharge, which transmits treated waters from the WWTP.
4. DuPont Area Ditches, which transmit NCCW and stormwater from DuPont.
5. Open Channel to Outfall 002, which combines the above flows and transmits and discharges them through Outfall 002.

2.2.1 Locations and Location Categories

Sample locations have been grouped into seven location categories developed to facilitate analysis and interpretation of data collected during this program. The location categories were developed

based on locations having either (a) a common type of water (e.g., NCCW), or (b) a common spatial and flow path relationship (e.g., WWTP related locations). The seven categories are listed and briefly described below:

Location Category	Description
River Water Intake at Facility	Represents background PFAS concentrations
Non-Chemours Process Wastewater	Locations representing process wastewater from Kuraray and DuPont
Non-Contact Cooling Water	Locations representing NCCW from Kuraray and Chemours
Stormwater	Locations containing only stormwater from throughout the Facility
Stormwater / Non-Contact Cooling Water	Locations representing commingled stormwater and NCCW
Wastewater Treatment Plant	Locations representing the WWTP influent and effluent and the Terracotta pipe, which prior to November 2017 transmitted Chemours process wastewater to the WWTP and was fully decommissioned in April 2021
Combined Flows to Outfall 002	Locations representing stormwater, NCCW, and process wastewater from the combined flow pathways at the Facility in the Open Channel to Outfall 002

2.3 Background - Recommendations from Paragraph 11(c) and Paragraph 11(d) through June 2021

The recommendations from the Initial Characterization period (April 2019 to December 2020) and from the first semiannual Ongoing Sampling period (January 2021 to June 2021) are summarized below and discussed in greater detail in the reports listed in Section 2.1:

- Continue analyzing EPA 537M at the intake river water (Location 1) and Outfall 002 (Location 20) only

- Upon completion of the Monomers/IXM Stormwater treatment system (SWTS) by June 30, 2021¹, replace Locations 9, 10, 10A, 24A, 24B, and 24C with one new sample location representing the combined NCCW (Location 9A)
- Replace current locations representing inputs to the WWTP (Locations 6A, 6B, 18, 19A, 19B, 23A, 23B) with ongoing sampling of the WWTP influent (Location 22)
- Replace stormwater-only Locations 2, 3, 4, and 5 with ongoing sampling of downstream Location 7A

Chemours submitted these recommendations to DEQ in both the paragraph 11(c) Final Quarterly Report (Geosyntec, 2020a) and the paragraph 11(d) first Semiannual Report (Geosyntec, 2021b). Since DEQ has not yet approved of these recommendations, recent sampling conducted under the Ongoing Sampling program was consistent with sampling conducted during the Initial Characterization period and the first semiannual Ongoing Sampling period. On January 5, 2022, DEQ provided comments on the Paragraph 11(d) sampling program. Chemours responded to those comments and requested a meeting to clarify the ongoing sampling activities in a letter to DEQ dated March 8, 2022.

3. SEMIANNUAL REPORT OBJECTIVES

This second semiannual report summarizes the data from three bimonthly Ongoing Sampling events in 2021 Quarters 3 and 4 that have been conducted to characterize PFAS in non-process wastewater, process wastewater, and stormwater at the Facility. Objectives of the second semiannual report are to:

- 1) Evaluate trends and observations at each location / location category in context with conclusions drawn from the Initial Characterization Period and the first semiannual Ongoing Sampling period.
- 2) Review the recommendations made for the Ongoing Sampling program based on findings from the Initial Characterization period and the first semiannual period of Ongoing Sampling and confirm the results from the second semiannual period of Ongoing Sampling continue to support those recommendations.

4. PARAGRAPH 11(D) METHODS AND SCOPE

This section describes the methods implemented for the second semiannual Ongoing Sampling period including locations sampled, field methods implemented, and laboratory methods used.

¹ The Monomers/IXM stormwater treatment system was operational as of June 30, 2021 and is currently being monitored in accordance with the Stormwater Treatment System Sampling Plan (Geosyntec, 2021c).

Samples were collected during wet weather on August 17 and 23, 2021 (the August 2021 event); during wet weather on September 22, 23, and 24, 2021 (the September 2021 event); and during wet weather on December 8, 9, and 10, 2021 (the December 2021 event). This sampling was conducted as outlined in the Sampling Plan (Geosyntec, 2019a), with adjustments made based on recommendations in prior reports (Geosyntec 2019a, 2019b, 2019c, 2020b, 2020c, and 2020d). Recommendations made in the Final Quarterly Report (Geosyntec, 2020a) and the first Ongoing Sampling Semiannual Report (Geosyntec 2021b) are awaiting approval from DEQ; however, some changes were required due to recent site work (Geosyntec, 2021b). These changes are summarized in Section 4.1.

4.1 Sample Locations

Locations sampled are described in Table 1 and shown in Figures 2 and 3. Figures 2 and 3 display the sample locations prior to and after SWTS and Terracotta pipe activities described in the paragraph 11(d) first Semiannual Report (Geosyntec, 2021b).

The number of samples collected during the second semiannual period were twenty-six (26) in the wet August 2021 event, twenty-seven (27) in the wet September 2021 event, and twenty-seven (27) in the wet December 2021 event sampling. Table 1 provides a summary of the sample locations collected during each event. Samples could not be collected from some locations because they were dry during the sampling event or because recent site work prohibited sample collection or eliminated the sample locations. Additionally, some sample locations were added to characterize locations that were no longer accessible due to recent site work. A summary of the reasoning for samples that were excluded from or added to the sampling events in the 2021 second semiannual period is provided below:

- Location 6A was not sampled during the August, September, and December 2021 events because Kuraray ceased operations at this location due to re-routing of the Kuraray process wastewater lines after decommissioning of the Terracotta pipe. Water from this location is currently captured with Location 23C-3.
- Location 10 was not sampled during the August, September, and December 2021 events as there was no active flow due to the presence of the SWTS sump in front of this location.
- Location 11 was not sampled during the August 2021 event because the location was dry.
- Locations 23A (Terracotta pipe) and 23B (Kuraray laboratory process wastewater) were not sampled during the August, September, and December 2021 events because the

Terracotta pipe was decommissioned on April 21, 2021. The new sample location representing Location 23B is Location 23C-2.

- Locations 23C-1, 23C-2, and 23C-3 were added to the sampling program as they came into services after the decommissioning of the Terracotta pipe.
- Locations 24A, 24B, and 24C were removed from the sampling program after the June 2021 sampling event because they are no longer accessible due to separation of stormwater and NCCW in the Monomers/IXM area.

4.2 Field Methods

Field methods used during the second Ongoing Sampling semiannual period were consistent with methods documented in the previous semiannual report. The following sub-sections summarize these field methods.

4.2.1 General Field Methods

Equipment was inspected by the field program supervisor, decontaminated, and calibrated daily prior to use in the field, according to the manufacturer's recommendations. Field parameters (e.g., pH, temperature, turbidity) were measured with a water quality meter prior to sample collection for grab samples, and during composite sampling for temporal composite samples (collected directly from the water stream). A field notebook and location-specific field forms were used to record information regarding additional items such as quality assurance/ quality control (QA/QC), sample identifications, color, odor, and other field observations.

Field QA/QC samples, including blind field duplicates, equipment blanks, field blanks, and trip blanks were collected in general accordance with the Sampling Plan (Geosyntec, 2019a).

Upon sample collection, labelled and containerized samples were placed inside an insulated sample cooler with ice. Prior to shipment of the samples to the laboratory, a chain of custody form was completed identifying sample locations, sample identification numbers, and specific laboratory analyses to be performed on the samples. Chain of custody forms were signed by the field personnel relinquishing the samples to the courier and were signed by the laboratory upon receipt of the cooler.

4.2.2 Grab Sampling Methods

Grab samples were collected from locations where temporal variability over the course of one day was not expected. These locations include non-process wastewater only locations (Locations 6B and 9A); select process wastewater only locations (Locations 19A and 19B); and the Sediment Basin North and South locations (Locations 21A and 21B), as identified in Table 1 and shown on Figure 3.

4.2.3 Temporal Composite Sampling Methods

Temporal composite samples were collected during the bimonthly sampling events from locations where variability was expected to potentially be significant within a short time frame (e.g., one day). These locations, identified in Table 1 and shown on Figure 3, include those within the site conveyance network and the intake and outfall locations, since these locations can have highly variable dissolved and suspended constituent loads over short time periods. Temporal composite samples were collected using a dedicated Teledyne 6712C autosampler equipped with a rain gauge, high-density polyethylene (HDPE) tubing, silicon tubing, and an HDPE sample reservoir. During dry sampling events, autosamplers integrated water over a four-hour sample collection period. During wet sampling events, the integration time on the autosamplers was set to correspond to the duration of the storm event.

4.2.4 Wet Event Sampling Methods

The August 2021 event included a wet sampling event on August 17, 2021 and a dry sampling event on August 23, 2021. Locations that contain stormwater (Locations 1, 2, 3, 4, 5, 7A, 7B, 7C, 9, 10A, 12, 13, 14, 15, and 20) were sampled on August 17, 2021 during a storm event. The storm event began on August 15, 2021 at 3:30 PM and lasted through August 19, 2021 at 12:45 PM; a total of 0.75 inches of rain fell during the storm event. Composite samples were collected for up to eight hours. In accordance with the PFAS Characterization Sampling Plan (Geosyntec, 2019a), Locations 6B, 8, 9A, 18, 19A, 19B, 21B, 22, 23C-1, 23C-2, and 23C-3 were collected during dry weather after rainfall ended on August 19, 2021.

The September 2021 event included a wet sampling event on September 22, 2021 and a dry sampling event on September 23 and 24, 2021. Locations that contain stormwater (Locations 1, 2, 3, 4, 5, 7A, 7B, 7C, 9, 10A, 11, 12, 13, 14, 15, and 20) were sampled on September 22, 2021 during a storm event. The storm event began on September 21, 2021 at 8:00 AM and lasted through September 22, 2021 at 12:30 PM; a total of 1.92 inches of rain fell during the storm event. Composite samples were collected for up to eight hours. In accordance with the PFAS Characterization Sampling Plan (Geosyntec, 2019a), Locations 6B, 8, 9A, 18, 19A, 19B, 21B, 22, 23C-1, 23C-2, and 23C-3 were collected during dry weather after rainfall ended on September 22, 2021.

The December 2021 event included a wet sampling event on December 8, 2021 and a dry sampling event on December 9 and 10, 2021. Locations that contain stormwater (Locations 1, 2, 3, 4, 5, 7A, 7B, 7C, 9, 10A, 11, 12, 13, 14, 15, and 20) were sampled on December 8, 2021 during a storm event. The storm event began on December 8, 2021 at 5:00 AM and lasted through December 8, 2021 at 1:00 PM; a total of 1.08 inches of rain fell during the storm event. Composite samples were collected for up to eight hours. In accordance with the PFAS Characterization Sampling Plan (Geosyntec, 2019a), Locations 6B, 8, 9A, 18, 19A, 19B, 21B, 22, 23C-1, 23C-2, and 23C-3 were collected during dry weather after rainfall ended on December 8, 2021.

4.3 Laboratory Methods

Samples were analyzed for PFAS by the following methods:

- Table 3+ Laboratory Standard Operating Procedure (SOP); and
- EPA Method 537 Mod Laboratory SOP (EPA 537M).

PFAS reported under each of these methods are listed in Table 2.

The August, September, and December 2021 events were analyzed using the low-level Table 3+ SOP method, with minimum reporting limits range from 2 to 20 nanograms per liter (ng/L). This is consistent with previous sampling conducted under paragraph 11. In accordance with the Paragraph 18 Response (Geosyntec, 2021d), perfluorocarboxylic acids (PFCAs) reported under Method 537 may be a byproduct of Site manufacturing activities and therefore analysis of the 13 PFCAs was included in the August, September, and December 2021 events. Other Method 537 PFAS, which are not site-related and are not frequently observed onsite above background Cape Fear River levels, were not included.

Laboratory analyses were performed largely in accordance with the Sampling Plan (Geosyntec, 2019a) and within the guidelines specified by the laboratory SOPs. The collection frequency of field duplicates, matrix spike / matrix spike duplicates, trip blanks, and equipment blanks was largely in accordance with the Sampling Plan (Geosyntec, 2019a).

All data were reviewed using the Data Verification Module (DVM) within the Locus Environmental Information Management (EIM) system, which is a commercial software program used to manage data. Following the DVM process, a manual review of the data was conducted. The data usability, in view of the project's data quality objectives, was assessed and the data were entered into the EIM system. Additional details regarding the data review process are provided in Section 5.2.1.

5. ASSESSMENT OF PARAGRAPH 11(D) ONGOING SAMPLING

This section presents an assessment of the key observations during the second six (6) months of Ongoing Sampling within the context of observations from the first six (6) months of Ongoing Sampling and the Initial Characterization period. Observations in this section are based on total Table 3+ concentrations and EPA 537M (13 PFCA) concentrations.

5.1 Presentation of Results Table 3+ 17 Compounds

For clarity, the text and figures of this report describe the Table 3+ 17 compound sums while both Table 3+ 17 compound and Table 3+ 20 compound sums are included in the tables.

As reported in the *Matrix Interference During Analysis of Table 3+ Compounds* memorandum (Geosyntec, 2020e), matrix interference studies conducted by the analytical laboratory

(TestAmerica, Sacramento) have shown that the quantitation of three compounds (2,2,3,3,4,5,5,5-octafluoro-4-(1,1,2,2-tetrafluoro-2-sulfoethoxy)-pentanoic acid [R-PSDA], 2-fluoro-2-[1,1,2,3,3,3-hexafluoro-2-(1,1,2,2-tetrafluoro sulfoethoxy)propoxy]-acetic acid [Hydrolyzed PSDA], and 4-(2-carboxy-1,1,2,2-tetrafluoroethoxy)-2,2,3,3,4,5,5,5-octafluoro-pentanoic acid [R-EVE]) is inaccurate due to interferences by the sample matrix in both groundwater and surface water. Given the matrix interference issues, Total Table 3+ PFAS concentrations are calculated and presented two ways in this report: (i) summing over 17 of the 20 Table 3+ compounds “Total Table 3+ (17 compounds)”, i.e., excluding results of R-PSDA, Hydrolyzed PSDA, and R-EVE, and (ii) summing over 20 of the Table 3+ compounds “Total Table 3+ (20 compounds)”. For clarity, the text, tables, and figures of this report describe the Total Table 3+ (17 compounds), though the report tables also include results for Total Table 3+ (20 compounds).

5.2 Results - Semiannual Period (2021 Quarters 3 and 4)

This section describes the data quality, field parameter data, and investigative sample results from the August, September, and December 2021 events. PFAS concentrations for all sample locations in the August, September, and December 2021 events are provided in Appendix A. Table 3 provides the total daily precipitation within the vicinity of the Facility and the flow measured at Outfall 002 at the times of sampling events discussed in this report. Field parameters recorded during the August, September, and December 2021 events are provided in Appendix B.

The observations and assessment described in this section are based on the following figures:

Figures 4A – 4F present time series plots for total Table 3+ concentrations. Each time series plot displays the total Table 3+ concentrations observed during each event of the Ongoing Sampling period at the river water intake (Location 1) and at other locations as grouped by sample location type described in Section 2.2 (e.g., Stormwater, NCCW, etc.).

Figures 5A and 5B display the distribution of total Table 3+ and EPA 537M (13 PFCA) concentrations by location for all sampling locations, respectively. Samples collected prior to January 2021 are displayed in gray to provide comparison between the Ongoing Sampling period and the Initial Characterization period.

The analytical reporting limits associated with the August, September, and December 2021 event data were determined by the laboratories. Appendix A lists the minimum reporting limits for non-detected analytes. As discussed in the first semiannual Ongoing Sampling report, the Table 3+ reporting limits for April/May 2021 were higher than previously analyzed samples. Figures 4A – 4F symbolize the April/May event in orange hatching to differentiate the higher reporting limits. The higher reporting limits were considered acceptable for the April/May 2021 event because all other events, including the prior nine events during the Initial Characterization Period and all other Ongoing Sampling events, were analyzed with lower reporting limits.

TestAmerica analytical reports and the data review narrative whitebooks are provided in Appendix C.

5.2.1 Data Quality

Data Management and Reporting

Chemours's Analytical Data Quality Management team currently uses the EIM system for management of analytical data, xyz Site coordinate data, and field parameter data. Validation and qualification of data are performed by AECOM who maintains the EIM system for the Chemours Fayetteville Site. Whitebooks consisting of the data review narratives and the laboratory analytical reports produced by AECOM summarize the findings of the DVM and manual review process.

QA/QC Samples

PFAS concentrations for all field QA/QC samples in the August, September, and December 2021 events are reported in Appendix A. The following observations were noted for the QA/QC samples:

- The relative percent difference (RPD) for field duplicate pairs in the August, September, and December 2021 events were generally less than 30% for all PFAS. Where RPDs were greater than 30%, the reported results may be imprecise and were J qualified, indicating the results are estimated.
- No PFAS were detected above the associated reporting limits in the August, September, and December 2021 Equipment Blanks, Trip Blanks, or Field Blanks.

5.2.2 Field Parameter Data

Field parameters recorded during the August, September, and December 2021 events are provided in Appendix B for grab samples and temporal composite samples. Field notes are provided in Appendix D. Field parameters were measured using a Horiba U-52 model. The water quality meter was calibrated at the start of every sampling day.

For grab samples, field parameters were measured once prior to sampling using a flow through cell. For temporal composite samples, field parameters were measured once during composite sampling and collected directly from the water stream.

Recorded field parameter data observed during the August, September, and December 2021 events are generally in accordance with expectations for the sample locations, with the following exceptions.

- Most locations had recorded oxidation reduction potential (ORP) between -27 and 443 millivolts (mV). The WWTP combined influent (Location 22) had the lowest ORP reading at -88 mV during the December 2021 event. The combined Chemours Monomers/IXM

NCCW and stormwater discharge (Location 10A) had the highest ORP reading at 467 mV during the August 2021 event, suggesting greater contact with atmospheric oxygen.

- Most locations had recorded turbidity between 0 and 300 nephelometric turbidity units (NTU). The Kuraray southern leased area NCCW discharge – Resins Area (Location 6B) and the Sediment Basin North (Location 21B) had turbidity measurements greater than 300 NTU during the September 2021 event at 652 and 1,172 NTU, respectively.
- Most locations had recorded temperature between 10 and 30 degrees Celsius (°C). The Kuraray southern leased area NCCW discharge – Resins Area (Location 6B) had temperature measurements between 48 and 55°C during all three sampling events, reflecting the temperature of the piping that was sampled.

5.3 Conveyance Network PFAS Data Observations

Observations from the second six months of the Ongoing Sampling period are generally consistent with previous sampling events and further support the conclusions and recommendations from the Paragraph 11(c) Final Quarterly Report (Geosyntec, 2020a) and the first six months of the Ongoing Sampling period (Geosyntec, 2021b). A summary of observations from the second six months of Ongoing Sampling is provided below.

General Observations

Samples collected from the river water intake at the facility (Location 1) continues to contain PFAS before this water is used at the Facility. PFAS detected at Location 1 represent the background level of PFAS at other sampling locations.

Consistent with previous samples collected during the Initial Characterization period, PFCA concentrations reported under the EPA 537M method across all locations were generally similar to Location 1 (Figure 5B). In some cases, some stormwater-NCCW locations had higher PFCA concentrations than Location 1, however the total PFCA concentrations for those locations mostly fell between 10 and 100 ng/L, similar to Location 1. This continues to support: (1) the Initial Characterization period conclusion that the site is not a significant contributor of EPA 537M PFAS to Outfall 002, and (2) the Initial Characterization period recommendation of analyzing EPA 537M PFAS at Location 1 and Location 20 (Outfall 002) only.

The distribution of Table 3+ PFAS for sample locations during the Ongoing Sampling Period was generally within the range observed for samples collected in 2019 and 2020 (Figure 5A), where water from locations that contain stormwater tend to have higher Table 3+ concentrations than Location 1, and water from non-Chemours Process wastewater locations and NCCW locations tend to have similar Table 3+ concentrations to Location 1. Recent site work was conducted to reduce PFAS contributions to Outfall 002, including decommissioning of the Terracotta pipe (completed April 2021) and collection and conveyance of stormwater from the Monomers/IXM area to the SWTS (completed June 2021). The effects of this site work are discussed further below.

Locations Containing Only Non-Chemours Process Wastewater or NCCW

Samples collected from non-Chemours process wastewater locations (Locations 18, 19A, 19B, 23C-2, and 23C-3) and NCCW only locations (Locations 6B and 9A) continue to have low Table 3+ and EPA 537M PFAS concentrations, similar to or less than those observed at the river water intake at the Facility (Figure 4A, Figure 4B, Figure 5A, Figure 5B). This supports replacing these locations with ongoing sampling of the combined influent to the WWTP (Location 22), as recommended in the Final Quarterly Report (Geosyntec, 2020a). An exception to these observations and recommendations is noted for Location 23C-1 in December 2021, where the total Table 3+ concentration is significantly higher than at Location 1, driven by an elevated PMPA concentration at Location 23C-1 (Figure 4A). Elevated PMPA concentrations are not observed at Location 23C-1 during the August or September 2021 events, and contamination is suspected for the December 2021 event that may be related to a red-colored greasy film observed on top of the sample collected in December 2021 that was not observed in other events. Sampling at this location should continue for at least two more bimonthly sampling events to monitor PMPA concentrations.

Locations Containing Stormwater

Samples collected from stormwater-only locations continue to show elevated Table 3+ PFAS concentrations compared to the river water intake at the Facility (Location 1), with the highest concentrations represented at Location 3 and Location 11 (Figure 4C), which are not affected by stormwater capture by the SWTS. As of June 30, 2021, stormwater from the Monomers/IXM area is now being collected and treated per CO Addendum paragraph 4(a).

Table 3+ PFAS concentrations in samples collected from Location 15 (a stormwater-NCCW location) were significantly higher in the September 2021 event than in the August or December 2021 events (Figure 4D). During sample collection for the September 2021 event, a portion of the stormwater bypassed the SWTS as the rainfall exceeded 1.0 inches during this collection event (Geosyntec, 2021e). This bypass likely contributed to the elevated concentrations observed at Location 15, which includes NCCW water from the Monomers/IXM area. No bypass was observed during sample collection for the August or December 2021 events.

Locations comprising both stormwater and non-process wastewater from the Monomers/IXM area (Locations 9, 10A, and 15) all had lower Table 3+ PFAS concentrations than the February 2021 wet event (Figures 4D). This is also reflected at locations along the Open Channel to Outfall 002 (Locations 7C and 20; Figure 4F). These data suggest that the SWTS, which was commissioned on June 30, 2021, is reducing PFAS concentrations for these locations that include stormwater from the Monomers/IXM area. Future wet events will continue to monitor the effects of the SWTS.

Locations at the Wastewater Treatment Plant

Location 22 (the WWTP influent) and Location 8 (the WWTP effluent) often had elevated Table 3+ PFAS compared to Location 1, with the exception of Location 22 in the August and December 2021 events (Figure 4E), which were similar to Location 1. The WWTP has received flows

containing elevated Table 3+ PFAS from a combination of sources described in the *WWTP Table 3+ PFAS Loading Assessment* (Geosyntec, 2021f), including the now decommissioned terracotta pipe, effluent from washing machines, and some stormwater flows. Chemours rerouted washing machine effluent for offsite disposal from the PPA Area on September 29, 2021, which will further reduce loadings to the WWTP. In addition, the abandonment and replacement of the Terracotta Pipe in April 2021 will have reduced loadings to the WWTP. PFAS concentrations at upstream locations representing the piping that replaced the Terracotta pipe (Locations 23C-2, 23C-3, and 18) are similar to or less than those observed at the river water intake (Figure 4A).

Locations Removed from Sampling Program

Decommissioning of the Terracotta pipe occurred in April 2021 and so is no longer a source of PFAS to Outfall 002. The two sampling locations (Locations 23A and 23B) on the Terracotta pipe were no longer accessible after the February 2021 event and were removed from the sampling program (Figure 4A and Figure 4E).

Samples collected from Location 6A (an NCCW location) previously contained PFAS due to potential backflushing from the Terracotta pipe. Kuraray ceased operations at this location due to the rerouting of the Kuraray process wastewater lines associated with decommissioning of the Terracotta pipe and it has been removed from the sampling program (Figure 4B). Water from this location is currently captured with Location 23C-3.

Locations 24A, 24B, and 24C have been removed from the sampling program because they no longer exist due to the separation of stormwater and NCCW in the Monomers/IXM area. These locations are now represented at a single point (Location 9A) representing combined NCCW from the Monomers/IXM area in future sampling events (Figure 3).

Based on these observations, the conclusions and recommendations drawn from the Initial Characterization period are supported, as discussed below. Subsequent bimonthly sampling during the remaining 12 months of the Ongoing Sampling period will provide more information on the effect of the commissioning of the SWTS and the decommissioning of the Terracotta pipe on PFAS concentrations at Outfall 002.

6. SUMMARY AND RECOMMENDATIONS

Pursuant to Consent Order paragraph 11(d), this second semiannual report summarizes results and observations from the three (3) bimonthly sampling events collected during the Ongoing Sampling period 2021 Quarters 3 and 4.

Observations and trends from the Ongoing Sampling program continue to support the findings from the Initial Characterization period, which include:

- The river water intake is a background source of PFAS.
- The site is not a significant contributor of EPA 537M PFAS to Outfall 002.
- Non-Chemours process wastewater and NCCW are not significant contributors of Table 3+ PFAS to Outfall 002.
- The primary sources of Table 3+ PFAS to Outfall 002 are water from stormwater-only sampling locations and locations comprising both stormwater and NCCW from the Monomers/IXM area. The SWTS was commissioned on June 30, 2021 and recent data suggests that the SWTS is resulting in reduced PFAS concentrations at downstream sampling locations including Outfall 002.

Observations from the Ongoing Sampling program also continue to support the recommendations to the sampling program that were made based on findings from the Initial Characterization period. These recommendations are summarized based on current site conditions as follows:

- Continue analyzing EPA 537M PFCAs at the intake river water at Location 1 and Location 20 only.
- Replace Locations 9, 10, 10A with one new sample location representing the combined NCCW at Location 9A.
- Replace the current locations representing inputs to the WWTP (Locations 6A, 6B, 18, 19A, 19B, 23C-2, and 23C-3) with ongoing sampling of the WWTP influent (Location 22). Also replace Location 23C-1 with ongoing sampling of Location 22 if PFAS concentrations at Location 23C-1 for two further sampling events remain low and similar to Location 1.
- Replace stormwater-only Locations 2, 3, 4, and 5 with ongoing sampling of downstream Location 7A.

Based on recent site work, the following locations no longer exist and have been removed from the sampling program:

- Location 6A no longer exists due to re-routing of the Kuraray process wastewater lines to the WWTP.
- Locations 23A and 23B no longer exist due to the decommissioning of the Terracotta pipe.
- Locations 24A, 24B, and 24C no longer exist due to the separation of stormwater and NCCW for treatment of stormwater from the Monomers/IXM area.
- Locations 23C-1, 23C-2, and 23C-3 were added to the sampling program after the decommissioning of the Terracotta pipe.

Pursuant to paragraph 11(d), Chemours will continue to collect bimonthly samples to characterize PFAS in the intake river water, process wastewater, non-process wastewater, and stormwater at

the Facility through December 2022, completing two full years of such sampling. The proposed sampling locations for the remainder of paragraph 11(d) are identified in Figure 6. On March 8, 2022, Chemours responded to comments from a January 5, 2022 DEQ letter related to those proposed sampling locations among other things. In the response, a technical meeting was proposed to discuss those comments and responses. Results will continue to be reported semiannually, within 90 days of the previous semiannual period. The next semiannual report will be submitted within 90 days of the end of Quarter 2, 2022.

7. REFERENCES

- Geosyntec, 2019a. PFAS Characterization Sampling Plan. May 6, 2019.
- Geosyntec, 2019b. Characterization of PFAS in Process and Non-Process Wastewater and Stormwater: Quarterly Report #1. July 31, 2019.
- Geosyntec, 2019c. Characterization of PFAS in Process and Non-Process Wastewater and Stormwater: Quarterly Report #2. October 31, 2019.
- Geosyntec, 2020a. Characterization of PFAS in Process and Non-Process Wastewater and Stormwater: Initial Characterization - Final Quarterly Report. December 18, 2020.
- Geosyntec, 2020b. Characterization of PFAS in Process and Non-Process Wastewater and Stormwater: Quarterly Report #3. January 31, 2020.
- Geosyntec, 2020c. Characterization of PFAS in Process and Non-Process Wastewater and Stormwater: Quarterly Report #4. April 30, 2020.
- Geosyntec, 2020d. Characterization of PFAS in Process and Non-Process Wastewater and Stormwater: Quarterly Report #5. July 31, 2020.
- Geosyntec, 2020e. Matrix Interference During Analysis of Table 3+ Compounds. Chemours Fayetteville Works. July 31, 2020.
- Geosyntec, 2021a. Characterization of PFAS in Process and Non-Process Wastewater and Stormwater: Initial Characterization – Final Quarterly Report Addendum 1. May 28, 2021.
- Geosyntec, 2021b. Characterization of PFAS in Process and Non-Process Wastewater and Stormwater: Ongoing Sampling – 2021 Quarters 1 and 2 Semi-Annual Report. September 28, 2021.
- Geosyntec, 2021c. Stormwater Treatment System Sampling Plan. May 11, 2021.
- Geosyntec, 2021d. Response to NCDEQ Comments on Consent Order Paragraph 18 On and Offsite Assessment Report. June 14, 2021.
- Geosyntec, 2021e. Stormwater Treatment System Capture and Removal Efficiency Memorandum, September 2021. Chemours Fayetteville Works. November 29, 2021.
- Geosyntec, 2021f. WWTP Table 3+ PFAS Loading Assessment. Chemours Fayetteville Works. May 2021.

Tables

TABLE 1
PARAGRAPH 11(d) SAMPLE LOCATION SUMMARY
Chemours Fayetteville Works, North Carolina

Sample Category	Sample Location ID	Sample Location Description	Sampling Method	Sample Included in May 2019 PFAS Characterization Plan	Currently Active Location? ¹	Sample Collected					
						2021					
						February (Q1)	April/May ² (Q2)	June (Q2)	August (Q3)	September (Q3)	December (Q4)
Intake River Water at Facility	1	Discharge point of excess river water (i.e., water drawn from the Cape Fear River, but not used as process water or NCCW) to characterize background levels of PFAS	Temporal Composite	✓	✓	YES	YES	YES	YES	YES	YES
Non-Chemours Process Wastewater	18	Kuraray process wastewater	Temporal Composite	✓	✓	YES	YES	YES	YES	YES	YES
	19A	DuPont process wastewater, Plant 1	Grab	✓	✓	YES	YES	YES	YES	YES	YES
	19B	DuPont process wastewater, Plant 2	Grab	✓	✓	YES	YES	YES	YES	YES	YES
	23B	Kuraray laboratory process wastewater (prior to decommissioning of Terracotta pipe)	Grab			YES	NS ³	NS ³	NS ³	NS ³	NS ³
	23C-1	Kuraray SentryGlas process wastewater (at sump after decommissioning of Terracotta pipe)	Grab/Temporal Composite ⁴		✓	NS ⁵	YES	NS ⁶	YES	YES	YES
	23C-2	Kuraray laboratory process wastewater (at sump after decommissioning of Terracotta pipe)	Grab/Temporal Composite ⁷		✓	NS ⁵	YES	YES	YES	YES	YES
	23C-3	Kuraray Trosifol process wastewater (at sump after decommissioning of Terracotta pipe)	Temporal Composite		✓	NS ⁵	NS ⁵	YES	YES	YES	YES
NCCW	6A	Kuraray southern leased area NCCW discharge - Vacuum Condenser	Grab	✓		YES	YES	YES	NS ⁸	NS ⁸	NS ⁸
	6B	Kuraray southern leased area NCCW discharge - Resins Area	Grab	✓	✓	YES	YES	NS ⁹	YES	YES	YES
	9A	Combined Chemours Monomers IXM NCCW	Grab		✓	NS ¹⁰	NS ¹⁰	NS ¹⁰	YES	YES	YES
	24A	Chemours Monomers IXM Vinyl Ethers South NCCW	Grab	✓		YES	YES	YES	NS ¹¹	NS ¹¹	NS ¹¹
	24B	Chemours Monomers IXM Line 3 and Line 4 Extruder NCCW	Grab	✓		YES	YES	YES	NS ¹¹	NS ¹¹	NS ¹¹
Stormwater	2	Kuraray northern leased area stormwater discharge	Temporal Composite	✓	✓	YES	DRY	DRY	YES	YES	YES
	3	Chemours PPA area stormwater discharge	Temporal Composite	✓	✓	YES	DRY	DRY	YES	YES	YES
	4	Combined stormwater discharge from Kuraray northern leased area and Chemours PPA area	Temporal Composite	✓	✓	YES	DRY	DRY	YES	YES	YES
	5	Kuraray southern leased area stormwater	Temporal Composite	✓	✓	YES	DRY	DRY	YES	YES	YES
	10	Chemours Monomers IXM area stormwater discharge	Temporal Composite	✓		YES	DRY	DRY	DRY	DRY	DRY
	11	Stormwater discharge from portion of grassy field to north of decommissioned Chemours Teflon area	Temporal Composite	✓	✓	YES	DRY	DRY	DRY	YES	YES
Stormwater-NCCW	7A	Combined stormwater and NCCW discharge from western portion of the Facility	Temporal Composite	✓	✓	YES	YES	YES	YES	YES	YES
	9	Chemours Monomers IXM NCCW and stormwater discharge including stormwater from Vinyl Ethers South and Vinyl Ethers North	Temporal Composite	✓	✓	YES	YES	NS ¹²	YES	YES	YES
	10A	Combined Chemours Monomers IXM NCCW and stormwater discharge	Temporal Composite	✓	✓	YES	YES	NS ¹²	YES	YES	YES
	12	DuPont area southern drainage ditch stormwater discharge and NCCW	Temporal Composite	✓	✓	YES	YES	DRY	YES	YES	YES
	13	DuPont area northern drainage ditch stormwater discharge and NCCW	Temporal Composite	✓	✓	YES	DRY	DRY	YES	YES	YES
	14	DuPont area southeast stormwater and NCCW discharge	Temporal Composite	✓	✓	YES	YES	YES	YES	YES	YES
	15	Combined stormwater and NCCW discharge from eastern portion of the Facility	Temporal Composite	✓	✓	YES	YES	YES	YES	YES	YES
	21A	Sediment Basin South	Grab	✓	✓	YES	YES	YES	YES	NS ¹³	NS ¹³
Wastewater Treatment Plant	8	Outfall 001 treated non-Chemours process wastewater discharge to open channel to Outfall 002	Temporal Composite	✓	✓	YES	YES	YES	YES	YES	YES
	22	WWTP combined influent	Temporal Composite	✓	✓	YES	YES	YES	YES	YES	YES
	23A	Kuraray northern leased area combined process wastewater and NCCW; open grate on Terracotta pipe	Temporal Composite	✓		YES	NS ¹⁴	NS ¹⁴	NS ¹⁴	NS ¹⁴	NS ¹⁴
Combined Flows to Outfall 002	7B	Combined stormwater and NCCW discharge from western portion of the Facility and treated discharge from WWTP	Temporal Composite	✓	✓	YES	YES	YES	YES	YES	YES
	20	Outfall 002 pipe to Cape Fear River upstream of sump	Temporal Composite	✓	✓	YES	YES	YES	YES	YES	YES

Notes:

Sample Events

- February 2021 event (Q1) - 18 and 19 February 2021
- April/May 2021 event (Q2) - 26 and 29 April 2021 and 4 and 7 May 2021
- June 2021 event (Q2) - 18 June 2021
- August 2021 event (Q3) - 17 and 23 August 2021
- September 2021 event (Q3) - 22, 23, and 24 September 2021
- December 2021 event (Q4) - 8, 9, and 10 December 2021

Sample numbers refer to locations identified in Figures 2 and 3.

All temporal composite samples collected in dry weather were integrated over 4 hours. Temporal composite samples collected during storm events were integrated over up to 8 hours to line up with the storm event.

- 1 - Currently active locations are sampling locations that are actively being sampled for P11(d) Ongoing Sampling.
- 2 - Samples collected in April 2021 and May 2021 are considered one sampling event, the April/May 2021 event. Sample locations were collected over multiple days due to construction related to the decommissioning of the Terracotta pipe and separation of stormwater and NCCW in the Monomers IXM area.
- 3 - Location 23B was not sampled after the February 2021 event because the sample location was no longer in service after the decommissioning of the Terracotta pipe. The new sample location representing this water source is Location 23C-2.
- 4 - Location 23C-1 was collected as a temporal composite sample during the August and December 2021 events and as a grab sample during the September 2021 event.
- 5 - Locations 23C-1, 23C-2, and 23C-3 were added to the sampling program as they came into service after the decommissioning of the Terracotta pipe.
- 6 - Location 23C-1 was not sampled in the June 2021 event because the location was offline on the day of sampling.
- 7 - Location 23C-2 was collected as a grab sample during the April/May 2021 event and as a temporal composite during subsequent events.
- 8 - Location 6A was not sampled during the August, September, and December 2021 events because the location is no longer in service due to re-routing of the Kuraray process wastewater lines due to decommissioning of the Terracotta pipe.
- 9 - Location 6B was not sampled during the June 2021 event because there was no water coming from the sample pipe.
- 10 - Location 9A was added to the sampling program after completion of the Monomers IXM Stormwater Treatment System
- 11 - Locations 24A, 24B, and 24C have been removed from the sampling program after the June 2020 sampling event because they are no longer accessible due to separation of stormwater and NCCW in the Monomers/IXM area.
- 12 - Locations 9 and 10A were not sampled during the June 2021 event due to construction related to the separation of stormwater and NCCW in the Monomers IXM area.
- 13 - Location 21A was sampled through August 2021 because Location 21B was not in use. Location 21B was sampled in September and December 2021 because Location 21A was not in use.
- 14 - Location 23A was not sampled after the February 2021 event because the Terracotta pipe was decommissioned on April 21, 2021.

- IXM - ion exchange membrane
- NCCW - non-contact cooling water
- NS - Not sampled
- PFAS - per- and polyfluoroalkyl substances
- PPA - polymer processing aid
- WWTP - Wastewater treatment plant

TABLE 2
PFAS AND ASSOCIATED ANALYTICAL METHODS
Chemours Fayetteville Works, North Carolina

Analytical Method	Common Name	Chemical Name	CASRN	Chemical Formula
Table 3+ Lab SOP	HFPO-DA*	Hexafluoropropylene oxide dimer acid	13252-13-6	C6HF11O3
	PEPA	Perfluoro-2-ethoxypropionic acid	267239-61-2	C5HF9O3
	PFECA-G	Perfluoro-4-isopropoxybutanoic acid	801212-59-9	C12HF9O3S
	PFMOAA	Perfluoro-2-methoxyacetic acid	674-13-5	C3HF5O3
	PFO2HxA	Perfluoro-3,5-dioxahexanoic acid	39492-88-1	C4HF7O4
	PFO3OA	Perfluoro-3,5,7-trioxaoctanoic acid	39492-89-2	C5HF9O5
	PFO4DA	Perfluoro-3,5,7,9-tetraoxadecanoic acid	39492-90-5	C6HF11O6
	PMPA	Perfluoro-2-methoxypropionic acid	13140-29-9	C4HF7O3
	Hydro-EVE Acid	2,2,3,3-tetrafluoro-3-({1,1,1,2,3,3-hexafluoro-3-[(1,2,2,2-tetrafluoroethyl)oxy]propan-2-yl}oxy)propionic acid	773804-62-9	C8H2F14O4
	EVE Acid	2,2,3,3-tetrafluoro-3-({1,1,1,2,3,3-hexafluoro-3-[(1,2,2-trifluoroethyl)oxy]propan-2-yl}oxy)propionic acid	69087-46-3	C8HF13O4
	PFECA B	Perfluoro-3,6-dioxaheptanoic acid	151772-58-6	C5HF9O4
	R-EVE	Pentanoic acid, 4-(2-carboxy-1,1,2,2-tetrafluoroethoxy)-2,2,3,3,4,5,5,5-octafluoro	2416366-22-6	C8H2F12O5
	PFO5DA	Perfluoro-3,5,7,9,11-pentaoxadecanoic acid	39492-91-6	C7HF13O7
	R-PSDA	Pentanoic acid, 2,2,3,3,4,5,5,5-octafluoro-4-(1,1,2,2-tetrafluoro-2-sulfoethoxy)	2416366-18-0	C7H2F12O6S
	R-PSDCA	Ethanesulfonic acid, 1,1,2,2-tetrafluoro-2-[1,2,2,3,3-pentafluoro-1-(trifluoromethyl)propoxy]	2416366-21-5	C6H2F12O4S
	Hydrolyzed PSDA	Acetic acid, 2-fluoro-2-[1,1,2,3,3,3-hexafluoro-2-(1,1,2,2-tetrafluoro-2-sulfoethoxy)propoxy]	2416366-19-1	C7H3F11O7S
	NVHOS	1,1,2,2,4,5,5,5-heptafluoro-3-oxapentanesulfonic acid; or 2-(1,2,2,2-ethoxy)tetrafluoroethanesulfonic acid; or 1-(1,1,2,2-tetrafluoro-2-sulfoethoxy)-1,2,2,2-tetrafluoroethane	1132933-86-8	C4H2F8O4S
	PES	Perfluoro-2-ethoxyethanesulfonic acid	113507-82-7	C4HF9O4S
PS Acid	Ethanesulfonic acid, 2-[1-[difluoro(1,2,2-trifluoroethyl)oxy]methyl]-1,2,2,2-tetrafluoroethoxy]-1,1,2,2-tetrafluoro	29311-67-9	C7HF13O5S	
Hydro-PS Acid	Ethanesulfonic acid, 2-[1-[difluoro(1,2,2,2-tetrafluoroethoxy)methyl]-1,2,2,2-tetrafluoroethoxy]-1,1,2,2-tetrafluoro	749836-20-2	C7H2F14O5S	
PFHpA*	Perfluoroheptanoic acid	375-85-9	C7HF13O2	
EPA Method 537 Mod (13 PFCAs)	PFBA	Perfluorobutanoic acid	375-22-4	C4HF7O2
	PFDA	Perfluorodecanoic acid	335-76-2	C10HF19O2
	PFDoA	Perfluorododecanoic acid	307-55-1	C12HF23O2
	PFNA	Perfluorononanoic acid	375-95-1	C9HF17O2
	PFOA	Perfluorooctanoic acid	335-67-1	C8HF15O2
	PFHxA	Perfluorohexanoic acid	307-24-4	C6HF11O2
	PFPeA	Perfluoropentanoic acid	2706-90-3	C5HF9O2
	PFTeA	Perfluorotetradecanoic acid	376-06-7	C14HF27O2
	PFTriA	Perfluorotridecanoic acid	72629-94-8	C13HF25O2
	PFUnA	Perfluoroundecanoic acid	2058-94-8	C11HF21O2
	PFHxDA	Perfluorohexadecanoic acid	67905-19-5	C16HF31O2
PFODA	Perfluorooctadecanoic acid	16517-11-6	C18HF35O2	

Notes:

*HFPO-DA and PFHpA can also be analyzed under EPA Method 537 Mod.

CASRN - Chemical Abstracts Service registry number

EPA - Environmental Protection Agency

PFAS - per- and polyfluoroalkyl substances

SOP - Standard Operating Procedure

TABLE 3
TOTAL DAILY PRECIPITATION - 2021 QUARTERS 3 AND 4
Chemours Fayetteville Works, North Carolina

Date	Total Precipitation ¹ (inches)	Measured Outfall 002 Flow (MGD)
7/1/2021	--	19.9
7/2/2021	1.25	18.7
7/3/2021	--	18.2
7/4/2021	--	18.6
7/5/2021	--	17.2
7/6/2021	--	16.9
7/7/2021	0.37	21.4
7/8/2021	1.81	21.1
7/9/2021	0.04	17.8
7/10/2021	--	17.0
7/11/2021	0.12	16.6
7/12/2021	0.03	20.1
7/13/2021	--	20.0
7/14/2021	--	20.6
7/15/2021	0.2	18.9
7/16/2021	--	17.6
7/17/2021	0.15	17.1
7/18/2021	0.04	15.7
7/19/2021	3.95	27.7
7/20/2021	--	16.1
7/21/2021	0.07	10.9
7/22/2021	--	17.6
7/23/2021	--	19.2
7/24/2021	--	19.3
7/25/2021	--	15.4
7/26/2021	--	18.5
7/27/2021	0.32	16.5
7/28/2021	0.04	16.4
7/29/2021	0.01	15.0
7/30/2021	--	17.0
7/31/2021	--	15.8
8/1/2021	0.31	17.4
8/2/2021	0.01	16.9
8/3/2021	0.36	14.5
8/4/2021	0.04	12.9
8/5/2021	--	13.4
8/6/2021	1.08	14.1
8/7/2021	0.07	12.7
8/8/2021	--	12.3
8/9/2021	--	13.2
8/10/2021	0.11	13.3
8/11/2021	--	13.6
8/12/2021	--	12.1
8/13/2021	--	12.9
8/14/2021	--	13.3
8/15/2021	0.02	12.9
8/16/2021	0.02	13.0
8/17/2021	0.31	13.0
8/18/2021	0.12	13.0
8/19/2021	0.28	13.0
8/20/2021	--	13.0
8/21/2021	--	13.1

TABLE 3
TOTAL DAILY PRECIPITATION - 2021 QUARTERS 3 AND 4
Chemours Fayetteville Works, North Carolina

Date	Total Precipitation ¹ (inches)	Measured Outfall 002 Flow (MGD)
8/22/2021	--	12.0
8/23/2021	--	12.1
8/24/2021	--	12.1
8/25/2021	--	13.7
8/26/2021	--	15.0
8/27/2021	--	4.0
8/28/2021	--	9.9
8/29/2021	--	15.6
8/30/2021	--	16.8
8/31/2021	--	15.5
9/1/2021	--	13.4
9/2/2021	0.02	14.0
9/3/2021	--	16.2
9/4/2021	--	16.3
9/5/2021	--	14.5
9/6/2021	--	17.1
9/7/2021	--	15.7
9/8/2021	0.56	16.6
9/9/2021	0.17	16.3
9/10/2021	--	16.3
9/11/2021	--	14.8
9/12/2021	--	13.8
9/13/2021	--	14.4
9/14/2021	--	14.8
9/15/2021	--	16.0
9/16/2021	--	16.9
9/17/2021	--	17.2
9/18/2021	--	17.1
9/19/2021	--	18.4
9/20/2021	--	19.2
9/21/2021	1.6	21.1
9/22/2021	0.33	23.2
9/23/2021	--	16.2
9/24/2021	--	15.2
9/25/2021	--	15.9
9/26/2021	--	16.5
9/27/2021	--	14.5
9/28/2021	--	14.7
9/29/2021	--	14.3
9/30/2021	--	17.5
10/1/2021	--	19.7
10/2/2021	--	19.4
10/3/2021	--	20.2
10/4/2021	1.02	20.1
10/5/2021	--	19.6
10/6/2021	--	18.2
10/7/2021	--	18.8
10/8/2021	--	19.5
10/9/2021	0.35	19.9
10/10/2021	--	18.1
10/11/2021	--	11.1
10/12/2021	--	9.1
10/13/2021	--	1.4
10/14/2021	--	0.0
10/15/2021	--	0.0

TABLE 3
TOTAL DAILY PRECIPITATION - 2021 QUARTERS 3 AND 4
Chemours Fayetteville Works, North Carolina

Date	Total Precipitation ¹ (inches)	Measured Outfall 002 Flow (MGD)
10/16/2021	--	0.0
10/17/2021	--	22.7
10/18/2021	--	7.7
10/19/2021	--	4.1
10/20/2021	--	4.5
10/21/2021	--	7.9
10/22/2021	--	7.2
10/23/2021	--	5.9
10/24/2021	--	7.6
10/25/2021	0.11	9.0
10/26/2021	--	7.9
10/27/2021	--	5.6
10/28/2021	0.02	6.8
10/29/2021	0.02	6.6
10/30/2021	--	6.1
10/31/2021	--	6.9
11/1/2021	--	6.5
11/2/2021	--	7.1
11/3/2021	--	6.8
11/4/2021	--	6.2
11/5/2021	--	4.9
11/6/2021	--	5.5
11/7/2021	--	4.1
11/8/2021	--	2.3
11/9/2021	--	2.4
11/10/2021	--	2.6
11/11/2021	0.04	4.5
11/12/2021	0.01	4.2
11/13/2021	--	5.4
11/14/2021	--	4.8
11/15/2021	--	4.2
11/16/2021	--	3.4
11/17/2021	--	4.3
11/18/2021	0.02	4.0
11/19/2021	--	3.3
11/20/2021	--	3.1
11/21/2021	--	3.0
11/22/2021	0.33	4.0
11/23/2021	--	3.5
11/24/2021	--	2.6
11/25/2021	--	2.9
11/26/2021	0.13	3.2
11/27/2021	--	3.0
11/28/2021	--	3.1
11/29/2021	--	3.1
11/30/2021	--	3.7
12/1/2021	--	4.1
12/2/2021	--	4.4
12/3/2021	--	3.7
12/4/2021	--	4.9
12/5/2021	--	4.6
12/6/2021	--	4.3
12/7/2021	--	4.6
12/8/2021	1.08	8.0
12/9/2021	--	5.5

TABLE 3

TOTAL DAILY PRECIPITATION - 2021 QUARTERS 3 AND 4
Chemours Fayetteville Works, North Carolina

Date	Total Precipitation¹ (inches)	Measured Outfall 002 Flow (MGD)
12/10/2021	0.04	5.4
12/11/2021	0.15	5.1
12/12/2021	0.06	4.2
12/13/2021	--	4.9
12/14/2021	--	4.4
12/15/2021	--	4.8
12/16/2021	--	4.9
12/17/2021	--	9.5
12/18/2021	--	10.0
12/19/2021	0.24	10.6
12/20/2021	--	10.0
12/21/2021	0.48	13.5
12/22/2021	0.06	12.9
12/23/2021	--	12.3
12/24/2021	--	12.1
12/25/2021	--	12.9
12/26/2021	--	11.7
12/27/2021	--	20.3
12/28/2021	--	17.6
12/29/2021	--	16.6
12/30/2021	0.11	17.5
12/31/2021	0.03	16.7

Notes:

1. Precipitation data obtained from USGS rain gauge at W.O. Huske Dam.

MGD - million gallons per day

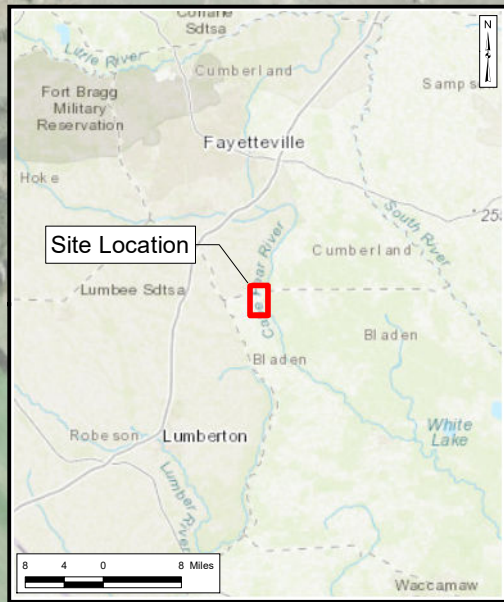
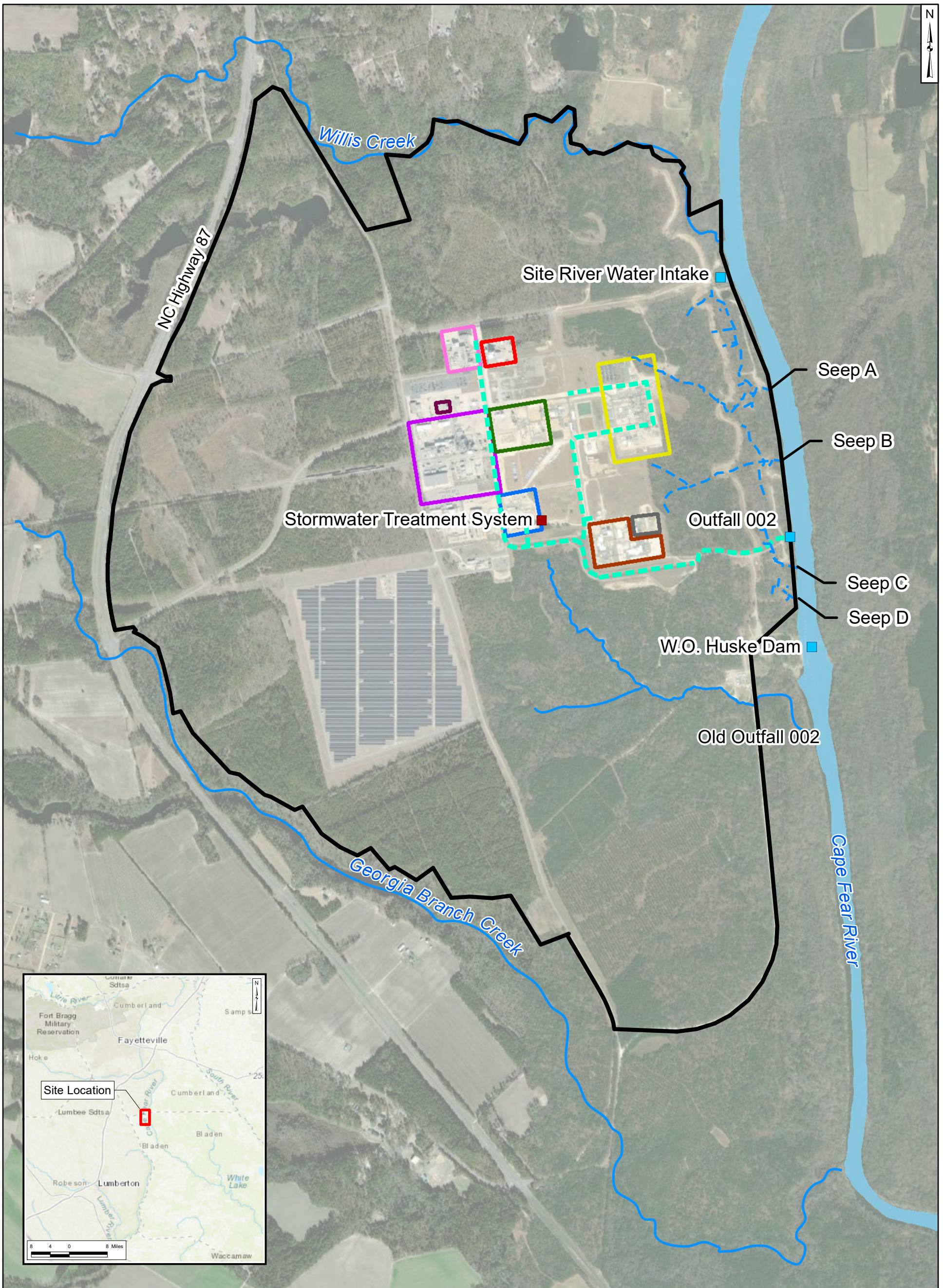
USGS - United States Geological Survey

-- - below USGS measurement threshold

72 hour period prior to sample collection date

Sample collection date

Figures



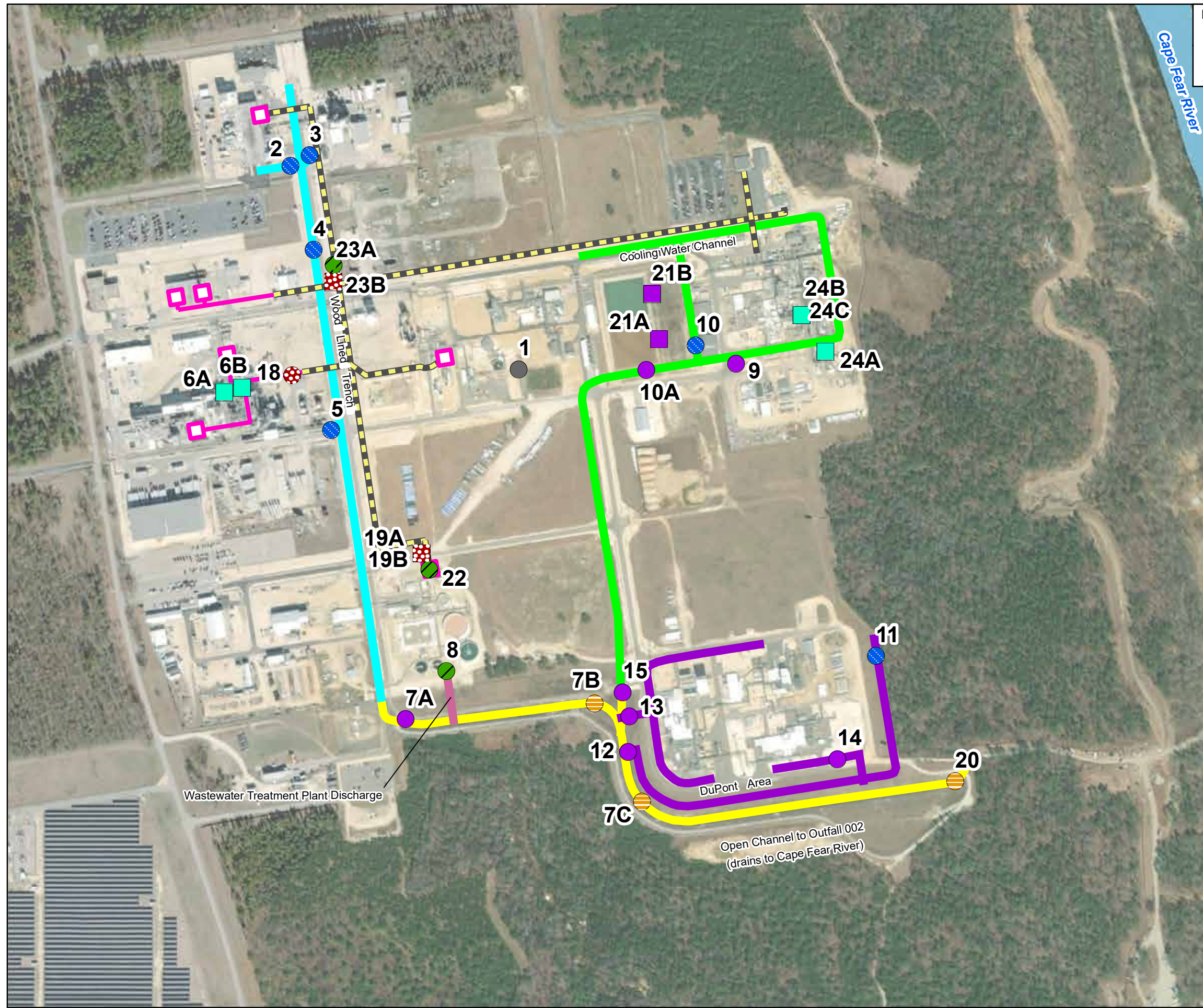
Legend		Areas at Site	
■	Stormwater Treatment	 	Chemours Monomers IXM
■	Site Features	 	Chemours Polymer Processing Aid Area
 	Site Boundary	 	DuPont Polyvinyl Fluoride Leased Area
—	Nearby Tributary	 	Former DuPont PMDF Area
- - -	Observed Seep (Natural)	 	Kuraray Laboratory
- - -	Site Conveyance Network	 	Kuraray SentryGlas® Leased Area
		 	Wastewater Treatment Plant
		 	Power - Filtered and Demineralized Water Production

1,000 500 0 1,000 Feet

Site Location Map
Chemours Fayetteville Works, North Carolina

Notes:
 1. The outline of Cape Fear River is approximate and is based on open data from ArcGIS Online and North Carolina Department of Environmental Quality Online GIS (MajorHydro shapefile).
 2. Basemap sources: Esri, DigitalGlobe, GeoEye, Earthstar Geographics, CNES/Airbus DS, USDA, USGS, AeroGRID, IGN, and the GIS User Community

	Geosyntec Consultants of NC, P.C. NC License No.: C 3500 and C 295	Figure 1
	Raleigh	



Legend

- Temporal Composite Sample
- Grab Sample

Sample Location Category

- Intake River Water at Facility
- Non-Chemours Process Wastewater
- Non-Contact Cooling Water (NCCW)
- Stormwater
- Stormwater-NCCW
- Wastewater Treatment Plant
- Outfall 002

Ditch Type

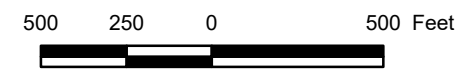
- Wood Lined Trench
- Wastewater Treatment Plant Discharge
- Cooling Water Channel
- Open Channel to Outfall 002
- DuPont Area

Other Connections

- Pipe Connection to Facility
- Terracotta Pipe and Piping Connected to Terracotta Pipe
- Grouted and/or Abandoned Pipe Section

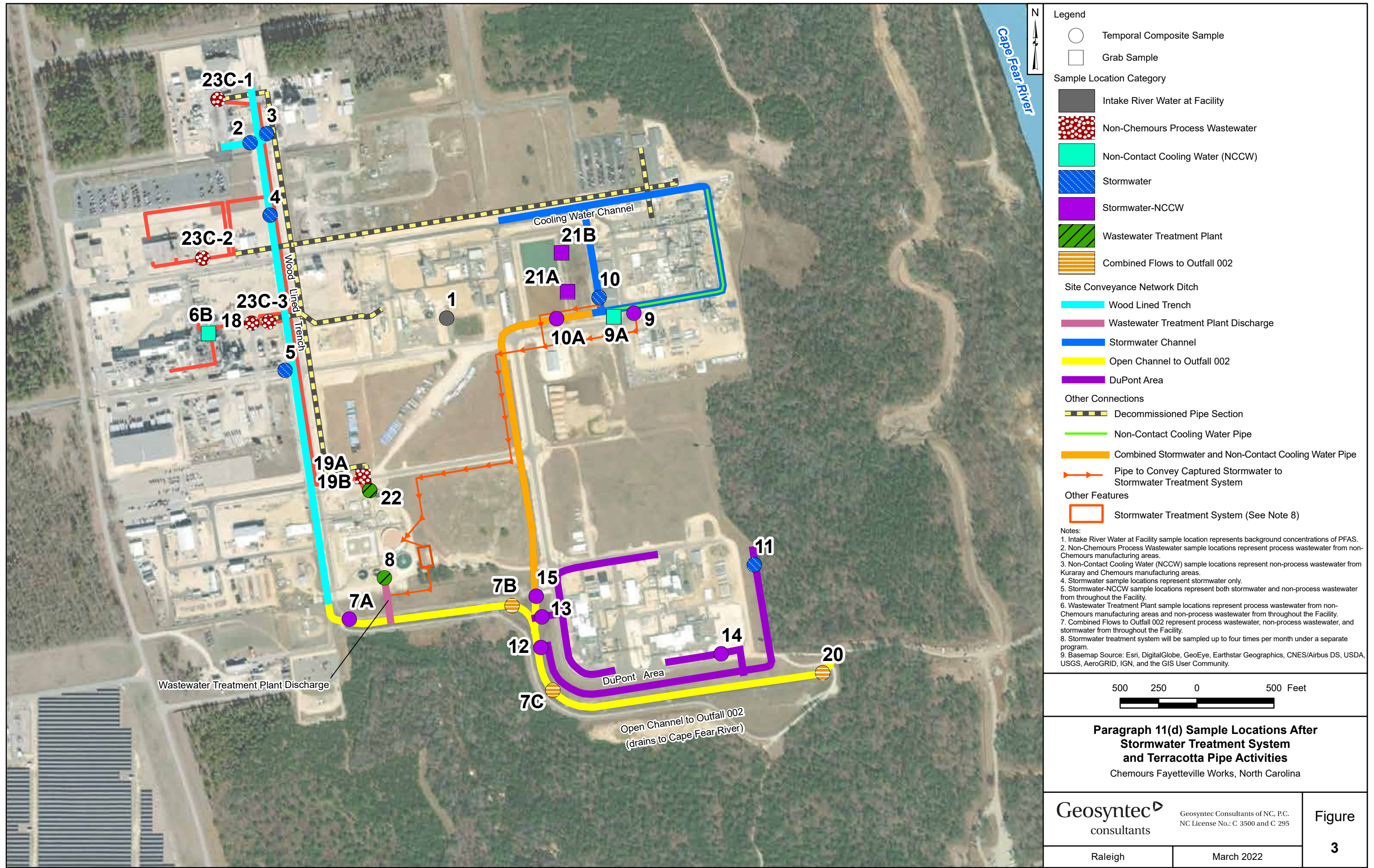
Notes:

1. Intake River Water at Facility sample location represents background concentrations of PFAS.
2. Non-Chemours Process Wastewater sample locations represent process wastewater from non-Chemours manufacturing areas.
3. Non-Contact Cooling Water (NCCW) sample locations represent non-process wastewater from Kuraray and Chemours manufacturing areas.
4. Stormwater sample locations represent stormwater only.
5. Stormwater-NCCW sample locations represent both stormwater and non-process wastewater from throughout the Facility.
6. Wastewater Treatment Plant sample locations represent process wastewater from non-Chemours manufacturing areas and non-process wastewater from throughout the Facility.
7. Combined Flows to Outfall 002 represent process wastewater, non-process wastewater, and stormwater from throughout the Facility.
8. Basemap Source: Esri, DigitalGlobe, GeoEye, Earthstar Geographics, CNES/Airbus DS, USDA, USGS, AeroGRID, IGN, and the GIS User Community.

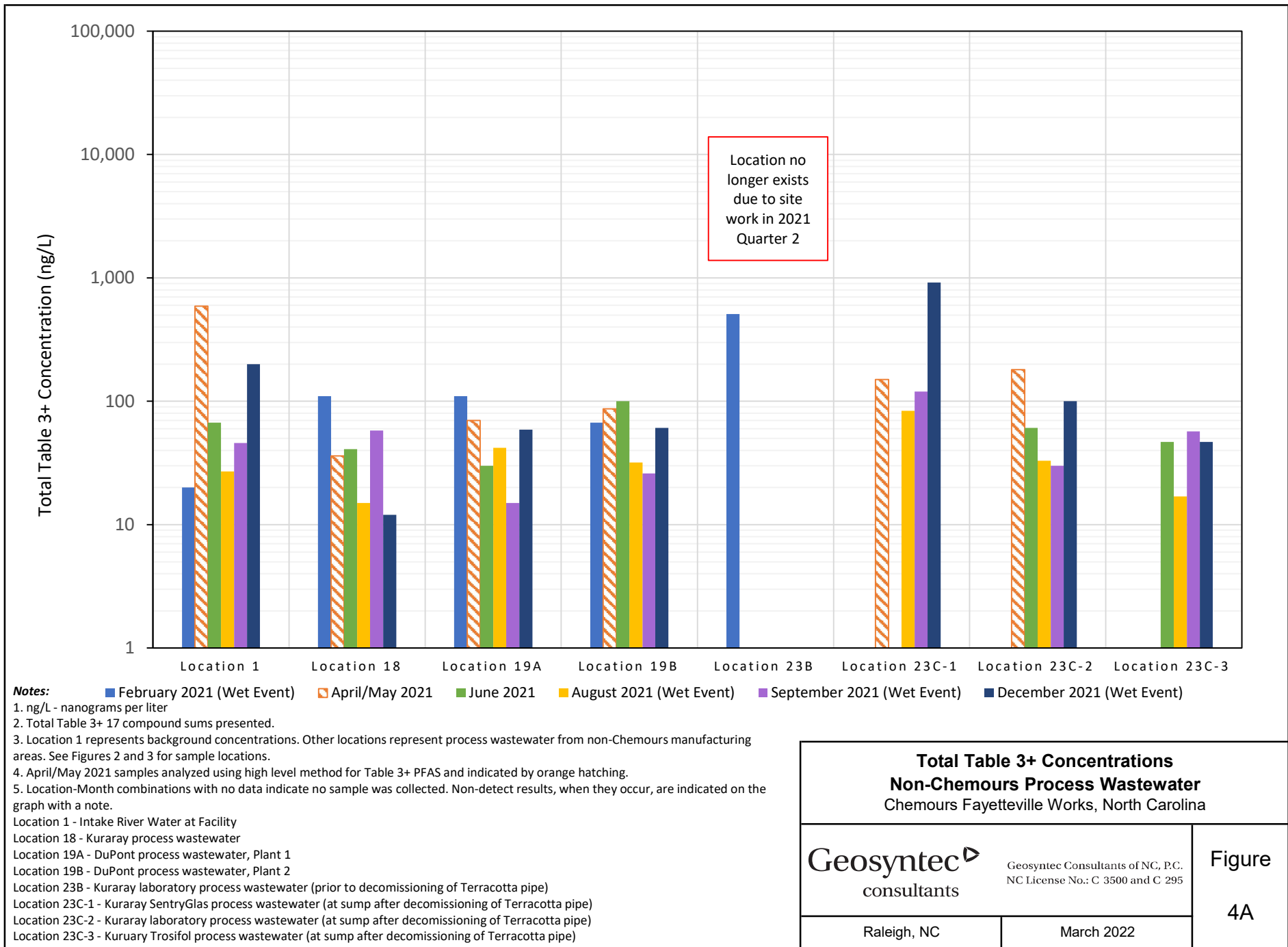


**Paragraph 11(d) Sample Locations
Prior to Stormwater Treatment System
and Terracotta Pipe Activities**
Chemours Fayetteville Works, North Carolina

Projection: WGS 1984 Web Mercator Auxiliary Sphere, Units in Meter

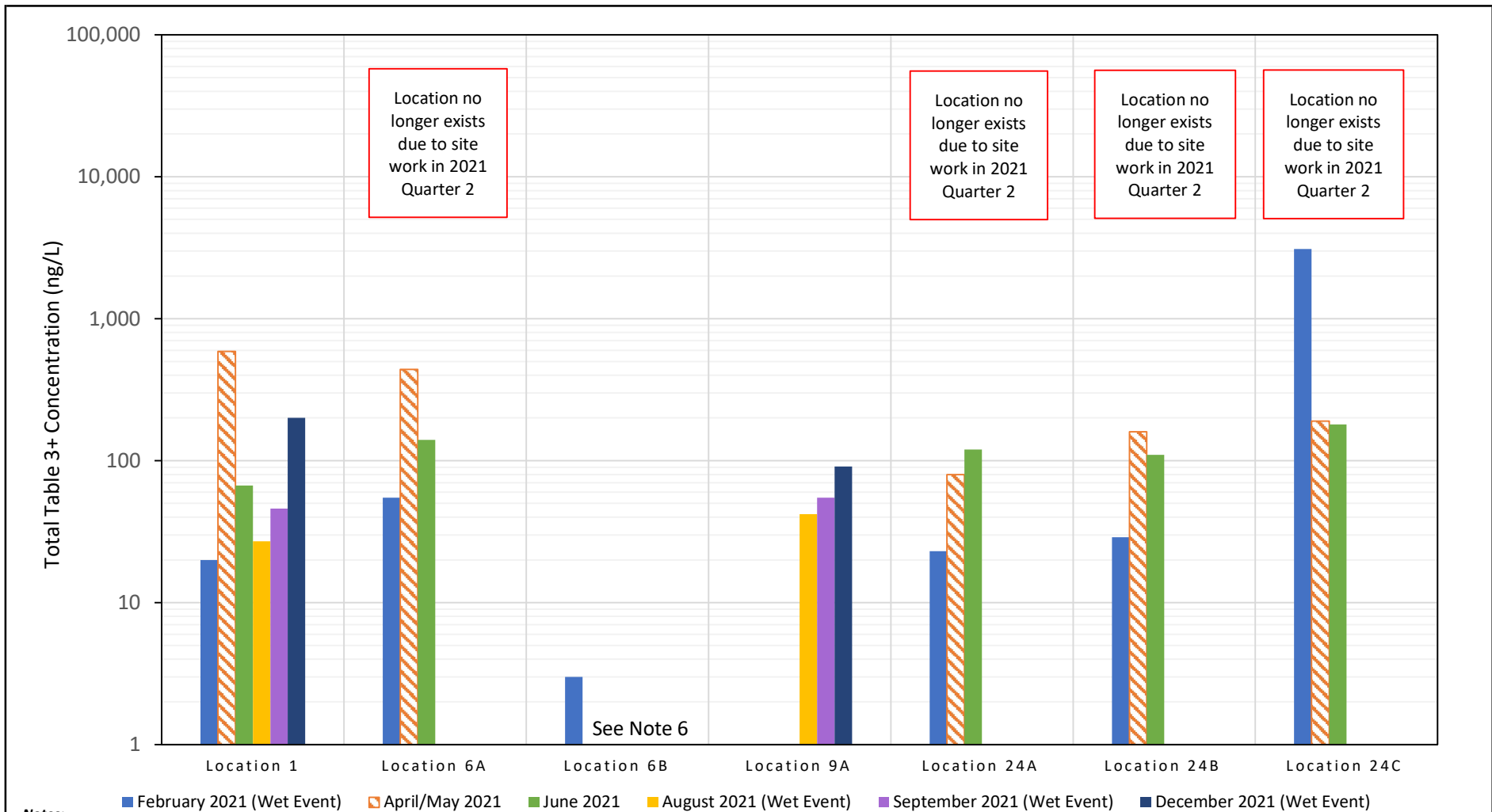


Projection: WGS 1984 Web Mercator Auxiliary Sphere, Units in Meter



Total Table 3+ Concentrations Non-Chemours Process Wastewater Chemours Fayetteville Works, North Carolina		Figure 4A
Geosyntec consultants		
Raleigh, NC	March 2022	

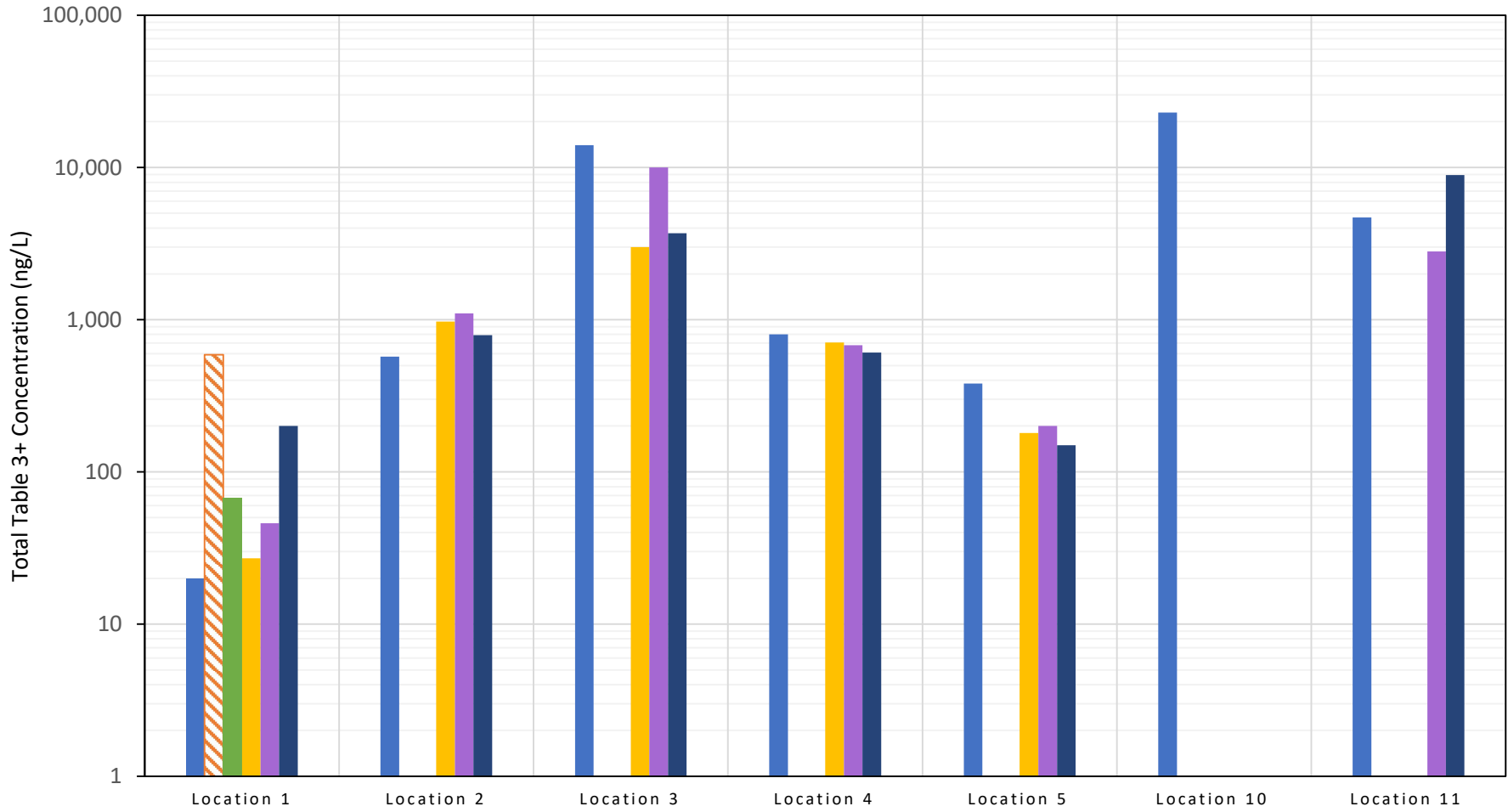
Geosyntec Consultants of NC, P.C.
NC License No.: C 3500 and C 295



Notes:

- 1. ng/L - nanograms per liter
 - 2. Total Table 3+ 17 compound sums presented.
 - 3. Location 1 represents background concentrations. Other locations represent non-process wastewater from Kuraray and Chemours manufacturing areas. See Figures 2 and 3 for sample locations.
 - 4. April/May 2021 samples analyzed using high level method for Table 3+ PFAS and indicated by orange hatching.
 - 5. Location-Month combinations with no data indicate no sample was collected. Non-detect results, when they occur, are indicated on the graph with a note.
 - 6. At Location 6B, sample results were all non-detect when a sample was collected. No sample was collected in June 2021.
- Location 1 - Intake River Water at Facility
 Location 6A - Kuraray southern leased area non-process wastewater discharge - Vacuum Condenser
 Location 6B - Kuraray southern leased area non-process wastewater discharge - Resins Area
 Location 24A - Chemours Monomers Ion Exchange Materials (IXM) Vinyl Ethers South non-process wastewater
 Location 24B - Chemours Monomers IXM Line 3 and Line 4 Extruder non-process wastewater
 Location 24C - Chemours Monomers IXM Water Return Header non-process wastewater

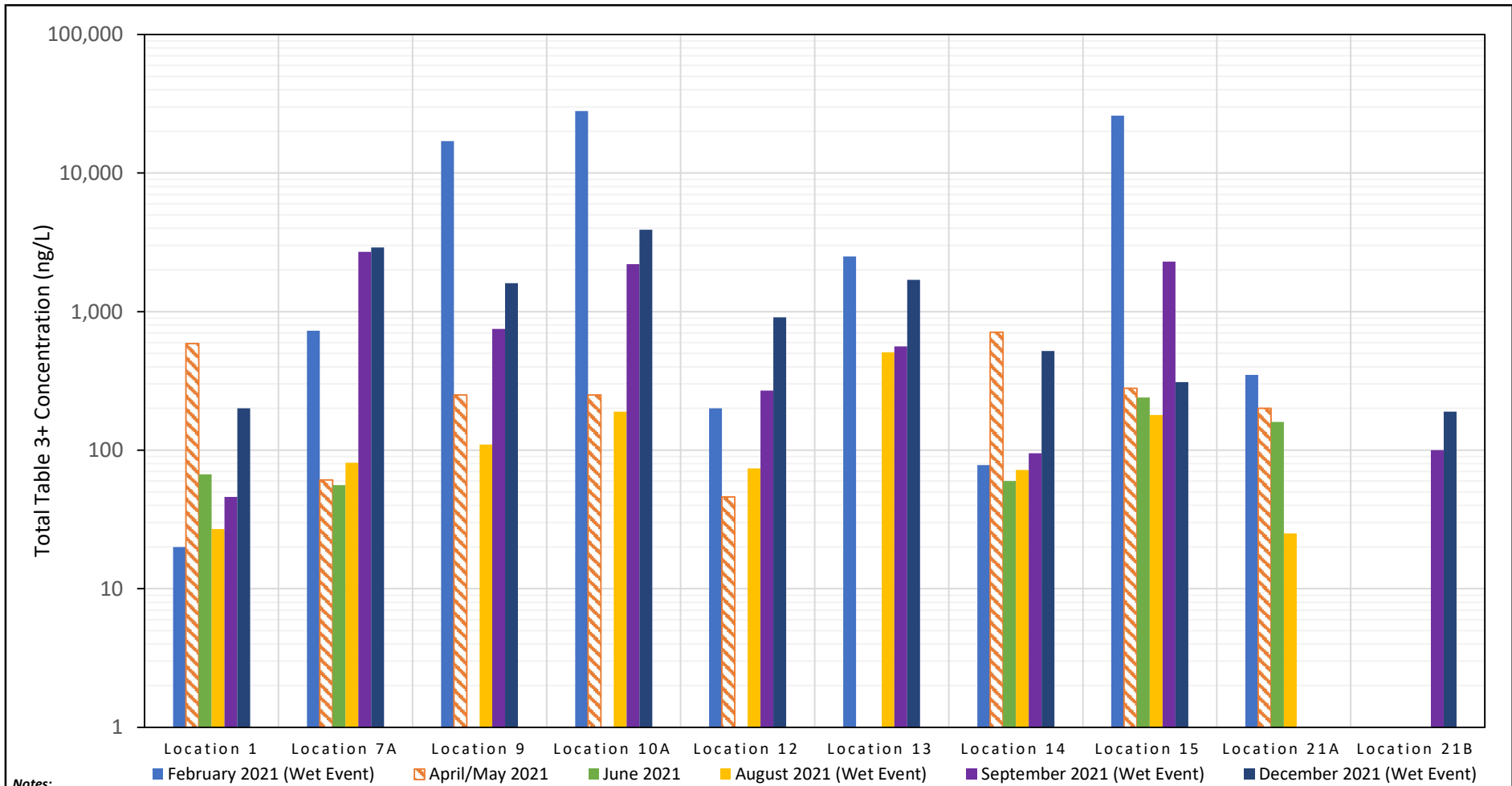
Total Table 3+ Concentrations Non-Contact Cooling Water Chemours Fayetteville Works, North Carolina		Figure 4B
Geosyntec consultants	Geosyntec Consultants of NC, P.C. NC License No.: C 3500 and C 295	
Raleigh, NC	March 2022	



Notes:

- 1. ng/L - nanograms per liter
- 2. Total Table 3+ 17 compound sums presented.
- 3. Location 1 represents background concentrations. Other locations represent stormwater only. See Figures 2 and 3 for sample locations.
- 4. April/May 2021 samples analyzed using high level method for Table 3+ PFAS and indicated by orange hatching.
- 5. Location-Month combinations with no data indicate no sample was collected. Non-detect results, when they occur, are indicated on the graph with a note.
- Location 1 - Intake River Water at Facility
- Location 2 - Kuraray southern leased area stormwater
- Location 3 - Chemours Polymer Processing Aid (PPA) area stormwater discharge
- Location 4 - Combined stormwater from Kuraray northern leased area and Chemours PPA area
- Location 5 - Kuraray southern leased area stormwater
- Location 10 - Chemours Monomers Ion Exchange Materials (IXM) area stormwater discharge
- Location 11 - Stormwater discharge from portion of grassy field to north of decommissioned Chemours Teflon area

<p>Total Table 3+ Concentrations Stormwater Chemours Fayetteville Works, North Carolina</p>	
<p>Geosyntec consultants</p>	<p>Geosyntec Consultants of NC, P.C. NC License No.: C 3500 and C 295</p>
<p>Raleigh, NC</p>	<p>March 2022</p>
<p>Figure 4C</p>	

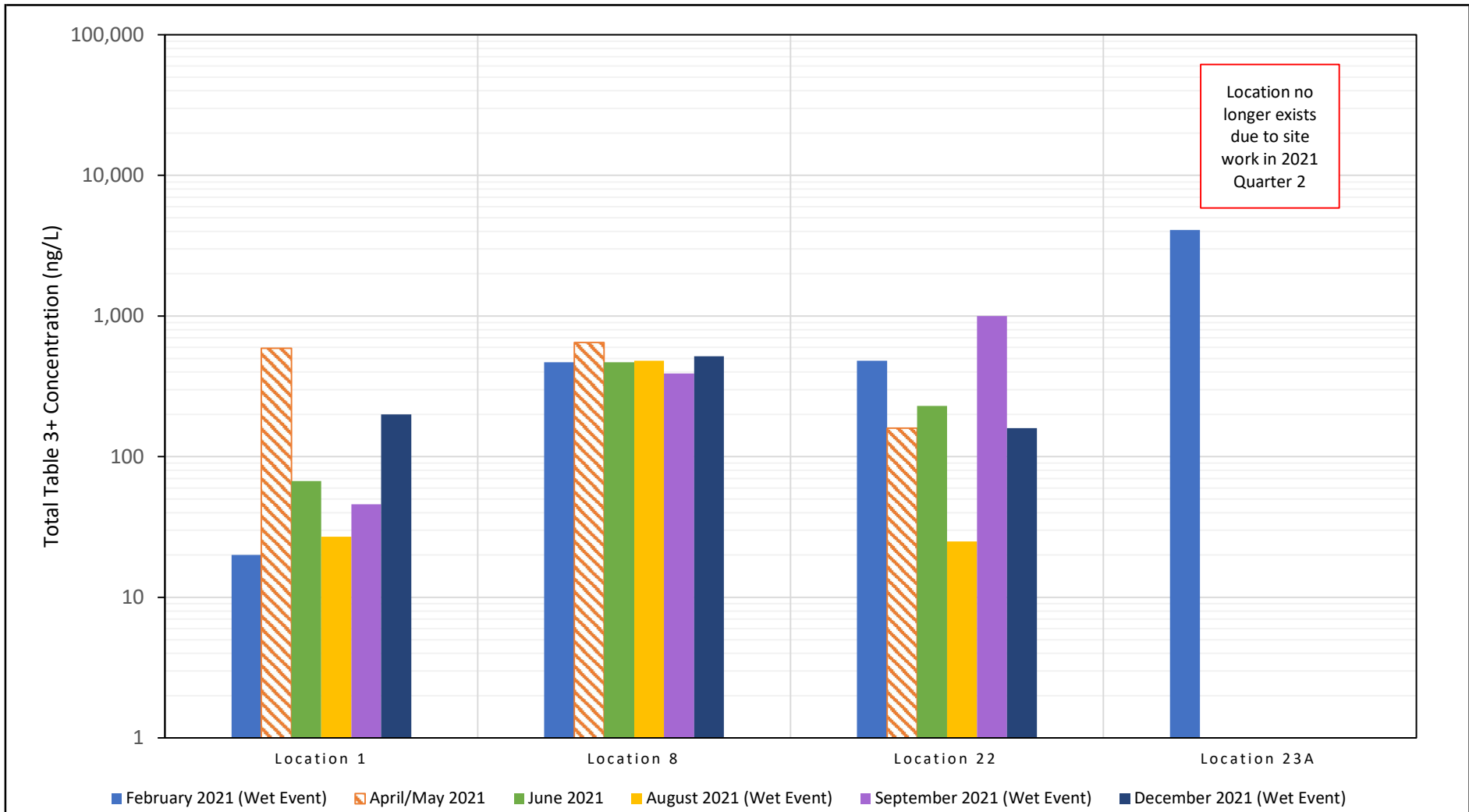


Notes:

1. ng/L - nanograms per liter
2. Total Table 3+ 17 compound sums presented.
3. Location 1 represents background concentrations. Other locations represent both stormwater and non-process wastewater from throughout the Facility. See Figures 2 and 3 for sample locations.
4. April/May 2021 samples analyzed using high level method for Table 3+ PFAS and indicated by orange hatching.
5. Location-Month combinations with no data indicate no sample was collected. Non-detect results, when they occur, are indicated on the graph with a note.

Location 1 - Intake River Water at Facility
 Location 7A - Combined stormwater and non-process wastewater discharge from western portion of the Facility
 Location 9 - Combined non-process wastewater from Chemours Monomers Ion Exchange Materials (IXM) area and stormwater discharge from Vinyl Ethers South and Vinyl Ethers North
 Location 10A - Combined Chemours Monomers IXM non-process wastewater and stormwater discharge
 Location 12 - DuPont area southern drainage ditch stormwater discharge and NCCW
 Location 13 - DuPont area northern drainage ditch stormwater discharge and NCCW
 Location 14 - DuPont area southeast stormwater and NCCW discharge
 Location 15 - Combined stormwater and NCCW discharge from eastern portion of the Facility
 Location 21A - Sediment Basin South
 Location 21B - Sediment Basin North

Total Table 3+ Concentrations Stormwater-Non-Contact Cooling Water Chemours Fayetteville Works, North Carolina	
	Geosyntec Consultants of NC, P.C. NC License No.: C 3500 and C 295
Raleigh, NC	March 2022
Figure 4D	

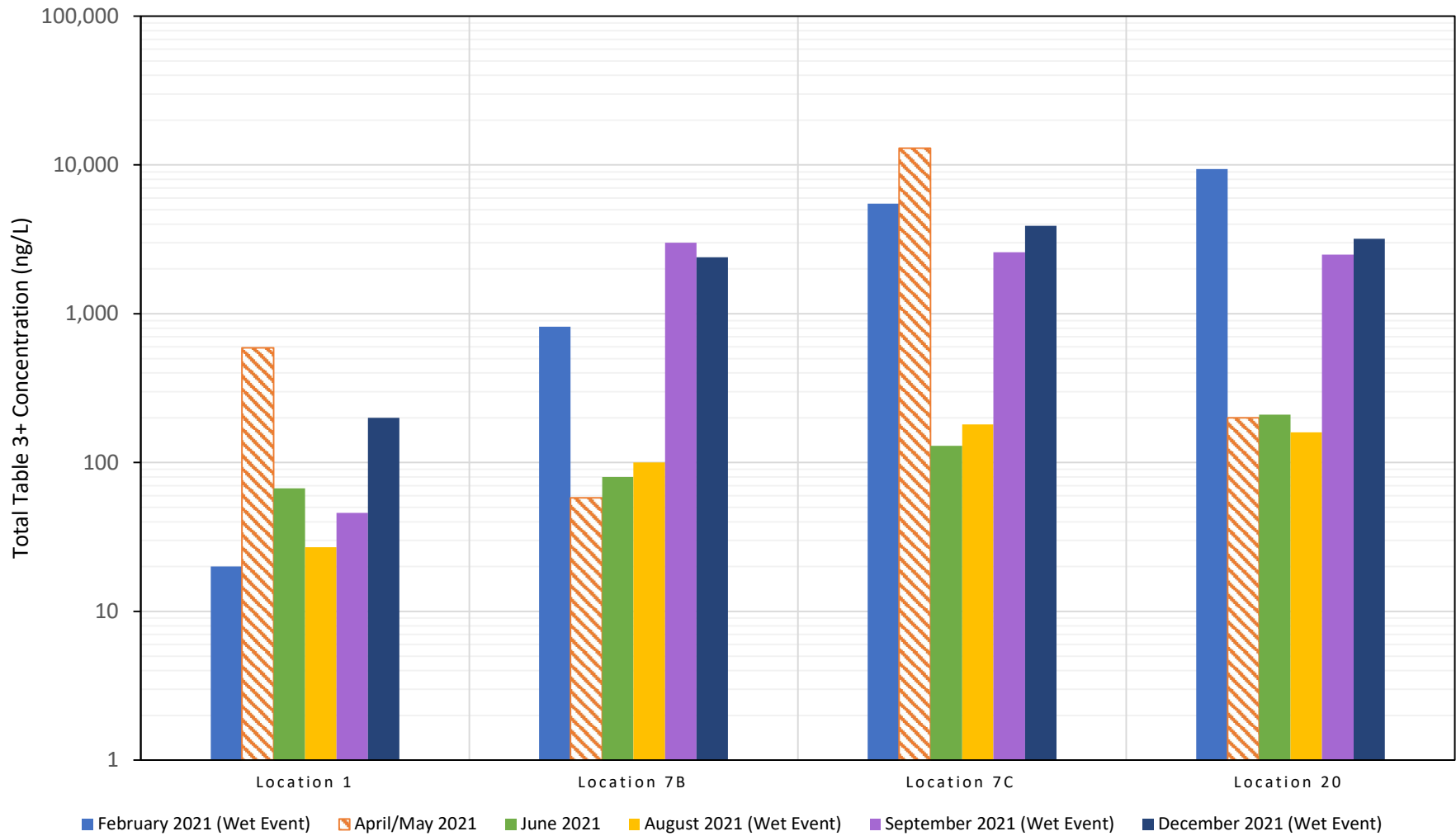


Notes:

1. ng/L - nanograms per liter
2. Total Table 3+ 17 compound sums presented.
3. Location 1 represents background concentrations. Other locations represent process wastewater from non-Chemours manufacturing areas and non-process wastewater from throughout the Facility. See Figures 2 and 3 for sample locations.
4. May/June 2020 value for Location 8 based on sample collected during dry weather in June 2020.
5. April/May 2021 samples analyzed using high level method for Table 3+ PFAS and indicated by orange hatching.
5. Location-Month combinations with no data indicate no sample was collected. Non-detect results, when they occur, are indicated on the graph with a note.

Location 1 - Intake River Water at Facility
 Location 8 - Wastewater Treatment Plant (WWTP) Effluent
 Location 22 - WWTP Influent
 Location 23A - Terracotta Pipe

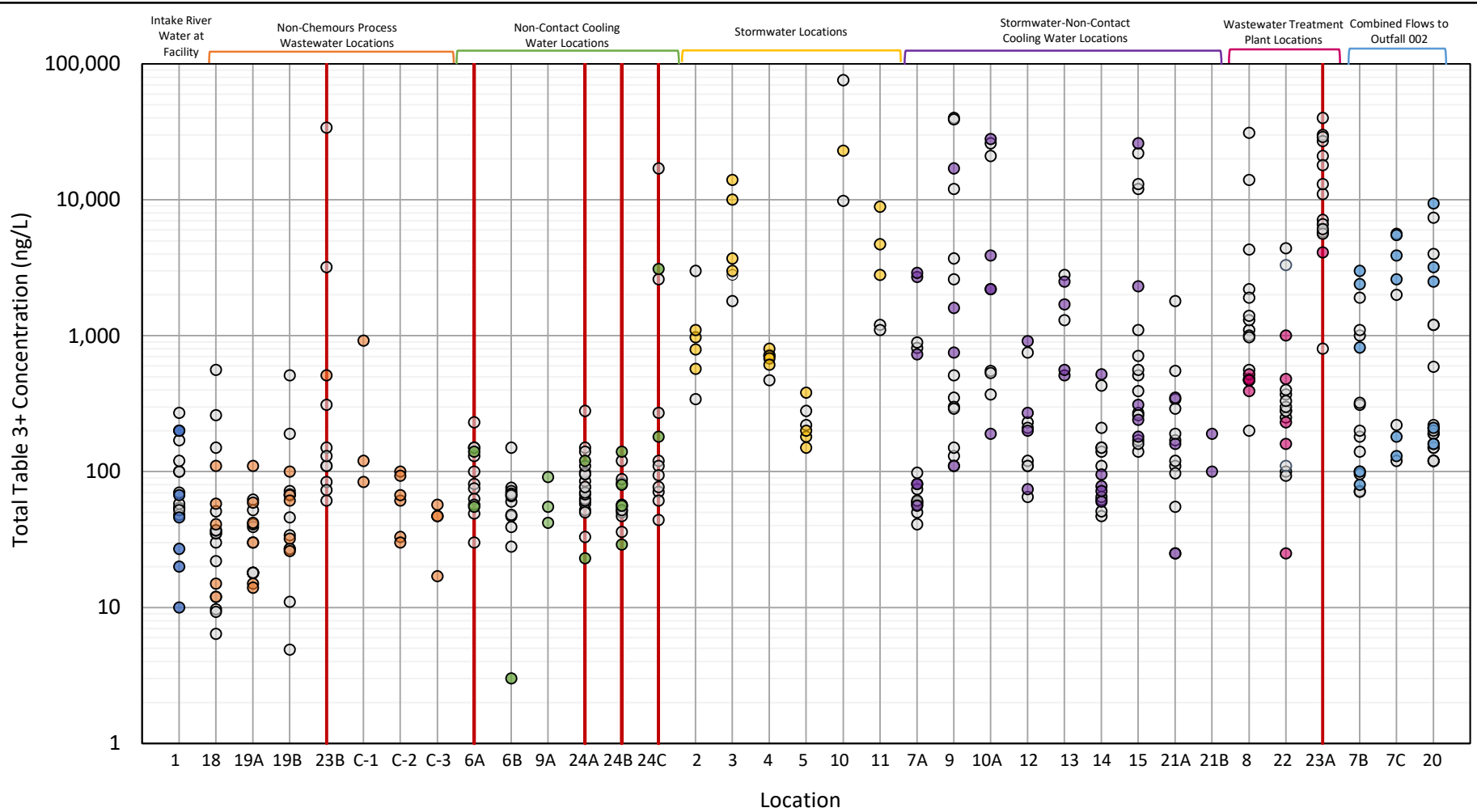
Total Table 3+ Concentrations Wastewater Treatment Plant Chemours Fayetteville Works, North Carolina		Figure 4E
Geosyntec consultants <small>Geosyntec Consultants of NC, P.C. NC License No.: C 3500 and C 295</small>		
Raleigh, NC	March 2022	



Notes:

1. ng/L - nanograms per liter
 2. Total Table 3+ 17 compound sums presented.
 3. Location 1 represents background concentrations. Other locations represent process wastewater, non-process wastewater, and stormwater from throughout the Facility. See Figures 2 and 3 for sample locations.
 4. April/May 2021 samples analyzed using high level method for Table 3+ PFAS and indicated by orange hatching.
 5. Location-Month combinations with no data indicate no sample was collected. Non-detect results, when they occur, are indicated on the graph with a note.
- Location 1 - Intake River Water at Facility
 Location 7B - Combined stormwater and non-process wastewater from western portion of the Facility and treated discharge from the wastewater treatment plant (WWTP)
 Location 7C - Combined stormwater and non-process wastewater from western portion of the Facility, the eastern portion of the Facility, and the DuPont Area, and treated discharge from WWTP
 Location 20 - Outfall 002

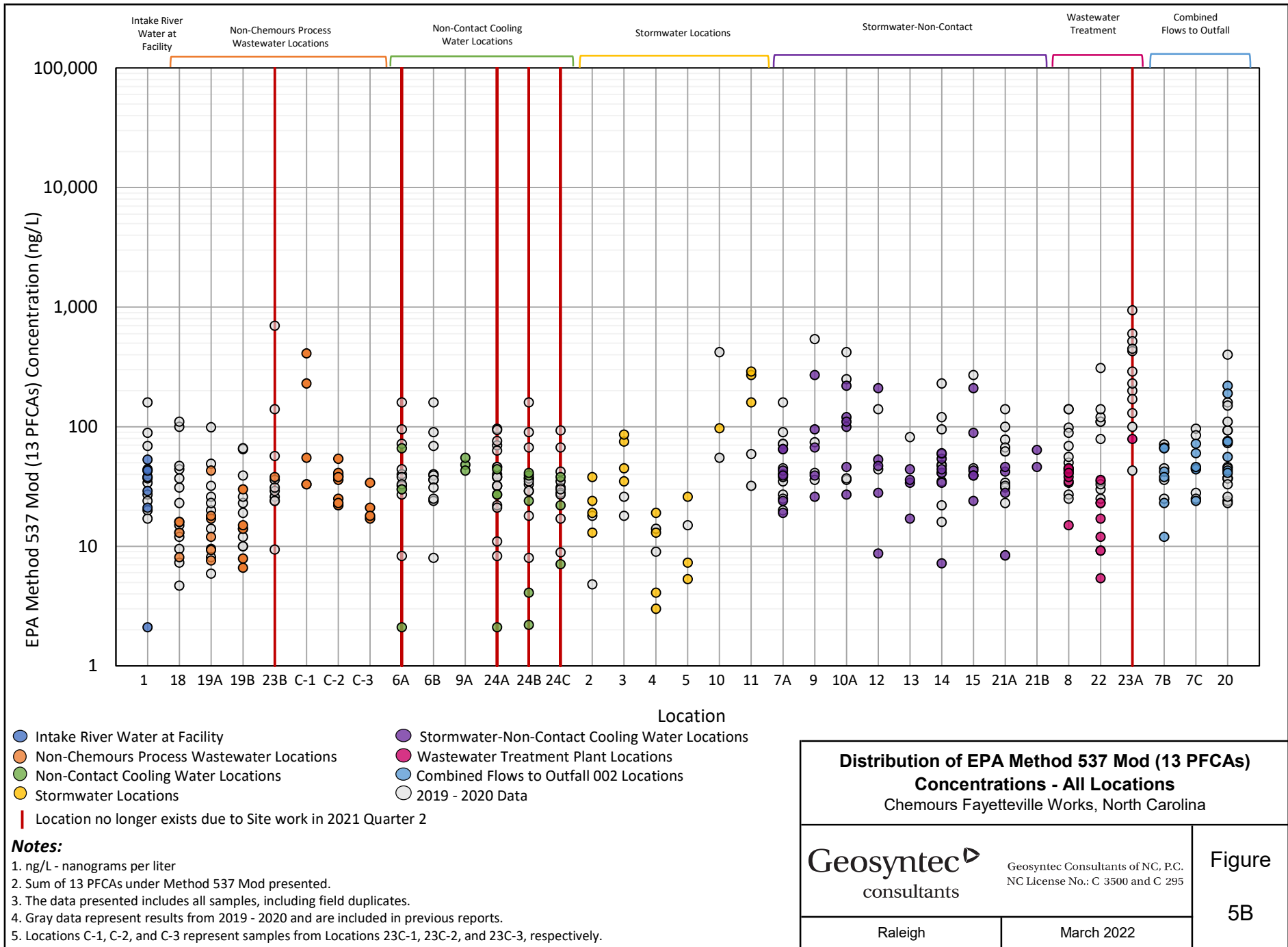
Total Table 3+ Concentrations Combined Flows to Outfall 002 Chemours Fayetteville Works, North Carolina	
Geosyntec consultants	Geosyntec Consultants of NC, P.C. NC License No.: C 3500 and C 295
	Raleigh, NC
March 2022	
Figure 4F	

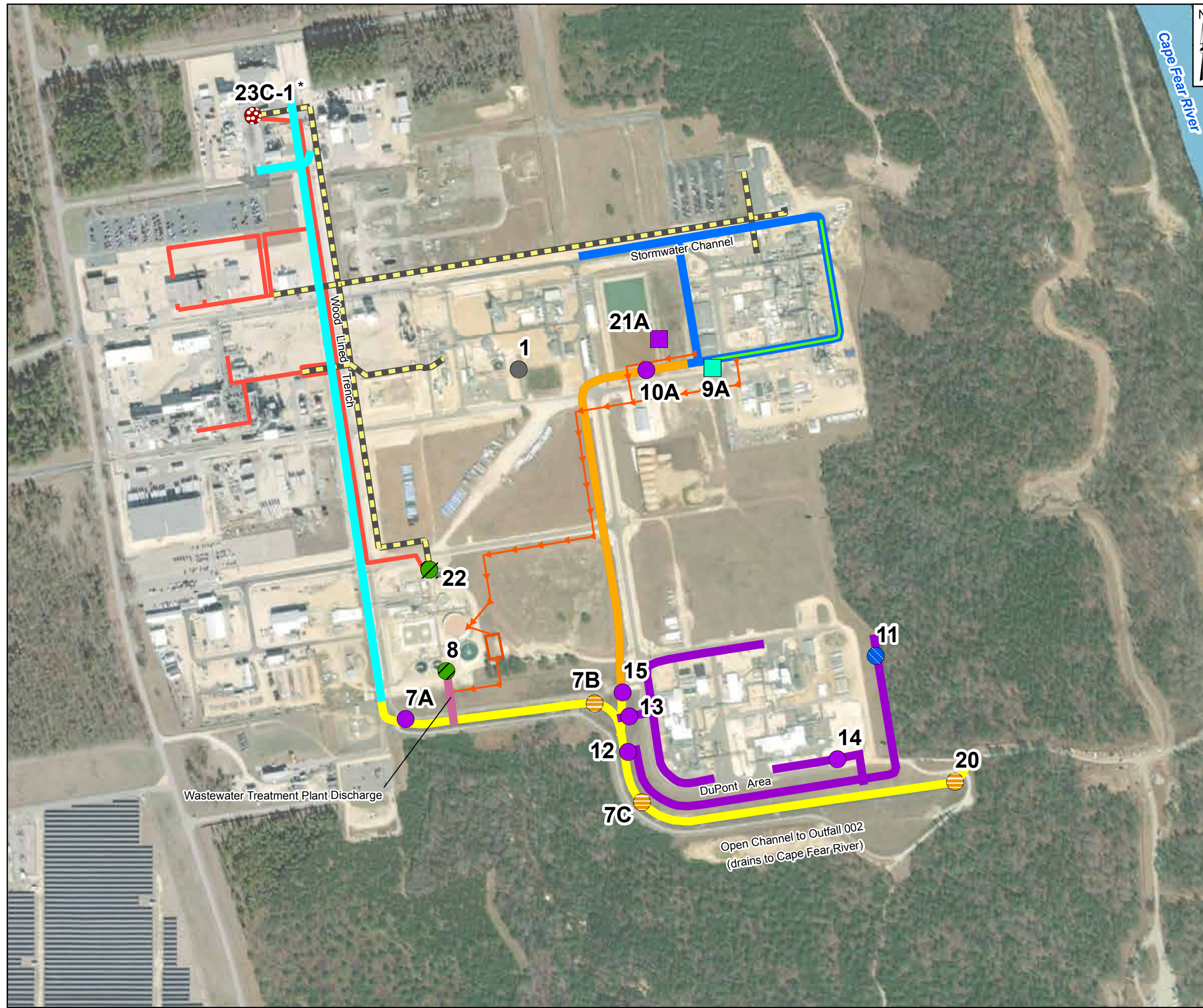


- Intake River Water at Facility
 - Non-Chemours Process Wastewater Locations
 - Non-Contact Cooling Water Locations
 - Stormwater Locations
 - Stormwater-Non-Contact Cooling Water Locations
 - Wastewater Treatment Plant Locations
 - Combined Flows to Outfall 002 Locations
 - 2019 - 2020 Data
- Location no longer exists due to Site work in 2021 Quarter 2

- Notes:**
1. ng/L - nanograms per liter
 2. Total Table 3+ 17 compound sums presented.
 3. The data presented includes all samples, including field duplicates, except for the April/May 2021 samples which had higher reporting limits.
 4. Gray data represent results from 2019 - 2020 and are included in previous reports.
 5. Locations C-1, C-2, and C-3 represent samples from Locations 23C-1, 23C-2, and 23C-3, respectively.

<p>Distribution of Total Table 3+ Concentrations All Locations Chemours Fayetteville Works, North Carolina</p>	
<p>Geosyntec consultants</p>	<p>Geosyntec Consultants of NC, P.C. NC License No.: C 3500 and C 295</p>
<p>Raleigh, NC</p>	<p>March 2022</p>
<p>Figure 5A</p>	





Legend

- Temporal Composite Sample
- Grab Sample

Sample Location Category

- Intake River Water at Facility
- Non-Chemours Process Wastewater
- Non-Contact Cooling Water (NCCW)
- Stormwater
- Stormwater-NCCW
- Wastewater Treatment Plant
- Combined Flows to Outfall 002

Site Conveyance Network Ditch

- Wood Lined Trench
- Wastewater Treatment Plant Discharge
- Stormwater Channel
- Open Channel to Outfall 002
- DuPont Area

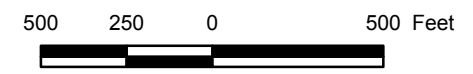
Other Connections

- Decommissioned Pipe Section
- Non-Contact Cooling Water Pipe
- Combined Stormwater and Non-Contact Cooling Water Pipe
- Pipe to Convey Captured Stormwater to Stormwater Treatment System

Other Features

- Stormwater Treatment System (See Note)

Note:
 * - Location 23C-1 should be sampled for two more bimonthly sampling events.
 Stormwater treatment system will be sampled up to four times per month under a separate program.



Proposed Paragraph 11(d) Sample Locations
 Chemours Fayetteville Works, North Carolina

Projection: WGS 1984 Web Mercator Auxiliary Sphere, Units in Meter

Appendix A
Analytical Results – Paragraph 11(d)
Sampling Events

TABLE A1
ANALYTICAL RESULTS - 2021 Q3 AND Q4 SAMPLING EVENTS
Chemours Fayetteville Works, North Carolina

Location ID	1	1	1	1	2	2	2	3
Sampling Event	August 2021	September 2021	December 2021	December 2021	August 2021	September 2021	December 2021	August 2021
Field Sample ID	STW-LOC-1-6-081721	STW-LOC-1-8-092121	STW-LOC-1-8-120821	STW-LOC-1-8-120821-D	STW-LOC-2-4-081721	STW-LOC-2-8-092121	STW-LOC-2-4-120821	STW-LOC-3-2.5-081721
Date Sampled	08/17/2021	09/21/2021	12/08/2021	12/08/2021	08/17/2021	09/21/2021	12/08/2021	08/17/2021
Analytical Laboratory	TestAmerica	TestAmerica	TestAmerica	TestAmerica	TestAmerica	TestAmerica	TestAmerica	TestAmerica
QA/QC				Field Duplicate				
Table 3+ SOP (ng/L)								
Hfpo Dimer Acid	10	12	51 J	52 J	820	780	540 J	2,700
PFMOAA	3.2	5.7	36 J	36 J	4.8	9.4	8.9 J	65
PFO2HxA	7.5	7.9	52 J	54 J	60	120	98 J	61
PFO3OA	<2.0	<2.0	14 J	14 J	9.6	22	28 J	12
PFO4DA	<2.0	<2.0	3.2 J	3.4 J	5.4	8.5	15 J	5.5
PFO5DA	<2.0	<2.0	<2.0 UJ	<2.0 UJ	3.1	6.5	9.3 J	5.4
PMPA	<10	15	43 J	44 J	45	120	36 J	160
PEPA	<20	<20	<20 UJ	<20 UJ	<20	<20	33 J	<20
PS Acid	<2.0	<2.0	<2.0 UJ	<2.0 UJ	12	16	13 J	7.1
Hydro-PS Acid	<2.0	<2.0	<2.0 UJ	<2.0 UJ	4.8	5.0	4.2 J	4.8
R-PSDA	5.6 J	6.5 J	<2.0 UJ	<2.0 UJ	74 J	35 J	7.5 J	92 J
Hydrolyzed PSDA	<2.0	<2.0	12 J	10 J	3.7 J	14 J	7.6 J	13 J
R-PSDCA	<2.0	<2.0	<2.0 UJ	<2.0 UJ	<2.0	<2.0	<2.0 UJ	<2.0
NVHOS, Acid Form	6.4	5.3	<2.0 UJ	<2.0 UJ	2.6	2.0	<2.0 UJ	4.2
EVE Acid	<2.0	<2.0	<2.0 UJ	<2.0 UJ	2.8	<2.0	8.0 J	4.8
Hydro-EVE Acid	<2.0	<2.0	<2.0 UJ	<2.0 UJ	3.0	<2.0	<2.0 UJ	4.6
R-EVE	2.0 J	<2.0	<2.0 UJ	<2.0 UJ	11 J	2.8 J	8.8 J	39 J
PES	<2.0	<2.0	<2.0 UJ	<2.0 UJ	<2.0	<2.0	<2.0 UJ	<2.0
PFECA B	<2.0	<2.0	<2.0 UJ	<2.0 UJ	<2.0	<2.0	<2.0 UJ	<2.0
PFECA-G	<2.0	<2.0	<2.0 UJ	<2.0 UJ	<2.0	<2.0	<2.0 UJ	<2.0
Total Table 3+ (17 compounds)^{1,2}	27	46	200	200	970	1,100	790	3,000
Total Table 3+ (20 compounds)¹	35	52	210	210	1,100	1,100	820	3,200
Perfluorobutanoic Acid	<5.0 UJ	7.7 J	6.4	6.3	<5.0 UJ	<5.0 UJ	<5.0	5.7 J
Perfluorodecanoic Acid	<2.0 UJ	<2.0 UJ	<2.0	<2.0	<2.0 UJ	<2.0 UJ	<2.0	<2.0 UJ
Perfluorododecanoic Acid	<2.0 UJ	<2.0 UJ	<2.0	<2.0	<2.0 UJ	<2.0 UJ	<2.0	<2.0 UJ
Perfluoroheptanoic Acid	4.6	5.8	4.0	4.1	2.1 J	<2.0	<2.0	7.2
Perfluorohexadecanoic Acid (PFHxDA)	<2.0 UJ	<2.0 UJ	<2.0	<2.0	<2.0 UJ	<2.0 UJ	<2.0	<2.0 UJ
Perfluorohexanoic Acid	8.4 J	13 J	13	12	2.7 J	<2.0 UJ	<2.0	<2.0 UJ
Perfluorononanoic Acid	<2.0 UJ	<2.0 UJ	<2.0	<2.0	<2.0 UJ	<2.0 UJ	<2.0	<2.0 UJ
Perfluorooctadecanoic Acid	<2.0 UJ	<2.0 UJ	<2.0	<2.0	<2.0 UJ	<2.0 UJ	<2.0	<2.0 UJ
Perfluoropentanoic Acid	9.9 J	18 J	12	12	3.4 J	7.3 J	4.4	3.1 J
Perfluorotetradecanoic Acid	<2.0 UJ	<2.0 UJ	<2.0	<2.0	<2.0 UJ	<2.0 UJ	<2.0	<2.0 UJ
Perfluorotridecanoic Acid	<2.0 UJ	<2.0 UJ	<2.0	<2.0	<2.0 UJ	<2.0 UJ	<2.0	<2.0 UJ
Perfluoroundecanoic Acid	<2.0 UJ	<2.0 UJ	<2.0	<2.0	<2.0 UJ	<2.0 UJ	<2.0	<2.0 UJ
PFOA	6.4 J	8.4 J	8.4	8.7	16 J	12 J	8.2	59 J

TABLE A1
ANALYTICAL RESULTS - 2021 Q3 AND Q4 SAMPLING EVENTS
Chemours Fayetteville Works, North Carolina

Location ID	3	3	4	4	4	5	5	5
Sampling Event	September 2021	December 2021	August 2021	September 2021	December 2021	August 2021	September 2021	December 2021
Field Sample ID	STW-LOC-3-8-092121	STW-LOC-3-7.33-120821	STW-LOC-4-6-081721	STW-LOC-4-8-092121	STW-LOC-4-4-120821	STW-LOC-5-3-081721	STW-LOC-5-7-092121	STW-LOC-5-2.66-120821
Date Sampled	09/21/2021	12/08/2021	08/17/2021	09/21/2021	12/08/2021	08/17/2021	09/21/2021	12/08/2021
Analytical Laboratory	TestAmerica	TestAmerica	TestAmerica	TestAmerica	TestAmerica	TestAmerica	TestAmerica	TestAmerica
QA/QC								
Table 3+ SOP (ng/L)								
Hfpo Dimer Acid	9,600	3,400 J	570	390	520 J	51	74	43 J
PFMOAA	130	68 J	8.8	24	23 J	7.5	8.4	6.6 J
PFO2HxA	150	110 J	47	100	35 J	42	61	22 J
PFO3OA	31	30 J	11	19	10 J	7.8	15	8.0 J
PFO4DA	15	17 J	4.1	7.3	6.8 J	2.8	6.1	4.3 J
PFO5DA	13	11 J	2.9	3.8	4.8 J	3.3	14	20 J
PMPA	110	31 J	50	130	11 J	62	18	40 J
PEPA	<20	22 J	<20	<20	<20 UJ	<20	<20	<20 UJ
PS Acid	4.9	5.9 J	9.6	4.3	2.6 J	3.4	3.3	<2.0 UJ
Hydro-PS Acid	5.4	2.6 J	3.0	2.6	<2.0 UJ	<2.0	2.8	2.3 J
R-PSDA	21 J	<2.0 UJ	25 J	31 J	<2.0 UJ	150 J	43 J	3.2 J
Hydrolyzed PSDA	4.9 J	<2.0 UJ	2.9 J	3.6 J	<2.0 UJ	11 J	6.7 J	<2.0 UJ
R-PSDCA	<2.0	<2.0 UJ	<2.0	<2.0	<2.0 UJ	<2.0	<2.0	<2.0 UJ
NVHOS, Acid Form	4.5	<2.0 UJ	2.5	2.4	<2.0 UJ	<2.0	<2.0	<2.0 UJ
EVE Acid	<2.0	4.0 J	2.4	<2.0	<2.0 UJ	4.0	<2.0	<2.0 UJ
Hydro-EVE Acid	<2.0	<2.0 UJ	2.1	<2.0	<2.0 UJ	<2.0	<2.0	<2.0 UJ
R-EVE	<3.6	<2.0 UJ	8.8 J	2.6 J	4.6 J	11 J	2.6 J	5.0 J
PES	<2.0	<2.0 UJ	<2.0	<2.0	<2.0 UJ	<2.0	<2.0	<2.0 UJ
PFECA B	<2.0	<2.0 UJ	<2.0	<2.0	<2.0 UJ	<2.0	<2.0	<2.0 UJ
PFECA-G	<2.4	<2.0 UJ	<2.0	<2.0	<2.0 UJ	<2.0	<2.0	<2.0 UJ
Total Table 3+ (17 compounds)^{1,2}	10,000	3,700	710	680	610	180	200	150
Total Table 3+ (20 compounds)¹	10,000	3,700	750	720	620	360	250	150
Perfluorobutanoic Acid	<5.0 UJ	<5.0	<5.0 UJ	<5.0 UJ	<5.0	5.1 J	15 J	5.3
Perfluorodecanoic Acid	<2.0 UJ	<2.0	<2.0 UJ	<2.0 UJ	<2.0	<2.0 UJ	<2.0 UJ	<2.0
Perfluorododecanoic Acid	<2.0 UJ	<2.0	<2.0 UJ	<2.0 UJ	<2.0	<2.0 UJ	<2.0 UJ	<2.0
Perfluoroheptanoic Acid	6.0 J	4.2	2.0	<2.0	<2.0	<2.0	<2.0	<2.0
Perfluorohexadecanoic Acid (PFHxDA)	<2.0 UJ	<2.0	<2.0 UJ	<2.0 UJ	<2.0	<2.0 UJ	<2.0 UJ	<2.0
Perfluorohexanoic Acid	3.9 J	5.4 J	<2.0 UJ	<2.0 UJ	<2.0	<2.0 UJ	<2.0 UJ	<2.0
Perfluorononanoic Acid	<2.0 UJ	<2.0	<2.0 UJ	<2.0 UJ	<2.0	<2.0 UJ	<2.0 UJ	<2.0
Perfluorooctadecanoic Acid	<2.0 UJ	<2.0	<2.0 UJ	<2.0 UJ	<2.0	<2.0 UJ	<2.0 UJ	<2.0
Perfluoropentanoic Acid	12 J	5.7	<2.0 UJ	12 J	<2.0	<2.0 UJ	8.5 J	<2.0
Perfluorotetradecanoic Acid	<2.0 UJ	<2.0	<2.0 UJ	<2.0 UJ	<2.0	<2.0 UJ	<2.0 UJ	<2.0
Perfluorotridecanoic Acid	<2.0 UJ	<2.0	<2.0 UJ	<2.0 UJ	<2.0	<2.0 UJ	<2.0 UJ	<2.0
Perfluoroundecanoic Acid	<2.0 UJ	<2.0	<2.0 UJ	<2.0 UJ	<2.0	<2.0 UJ	<2.0 UJ	<2.0
PFOA	64 J	20	11 J	6.7 J	4.1	2.2 J	2.5 J	<2.0

TABLE A1
ANALYTICAL RESULTS - 2021 Q3 AND Q4 SAMPLING EVENTS
Chemours Fayetteville Works, North Carolina

Location ID	6B	6B	6B	7A	7A	7A	7A	7B
Sampling Event	August 2021	September 2021	December 2021	August 2021	August 2021	September 2021	December 2021	August 2021
Field Sample ID	STW-LOC-6B-082321	STW-LOC-6B-092321	STW-LOC-6B-120921	STW-LOC-7A-6-081721	STW-LOC-7A-6-081721-D	STW-LOC-7A-9-092121	STW-LOC-7A-8-120821	STW-LOC-7B-6-081721
Date Sampled	08/23/2021	09/23/2021	12/09/2021	08/17/2021	08/17/2021	09/21/2021	12/08/2021	08/17/2021
Analytical Laboratory	TestAmerica	TestAmerica	TestAmerica	TestAmerica	TestAmerica	TestAmerica	TestAmerica	TestAmerica
QA/QC					Field Duplicate			
Table 3+ SOP (ng/L)								
Hfpo Dimer Acid	<2.0	<2.0	<2.0 UJ	25	24	2,500	2,700 J	31
PFMOAA	<2.0	<2.0	<2.0 UJ	7.2	7.5	19	31 J	21
PFO2HxA	<2.0	<2.0	<2.0 UJ	13	13	42	40 J	20
PFO3OA	<2.0	<2.0	<2.0 UJ	2.6	2.7	9.0	13 J	5.3
PFO4DA	<2.0	<2.0	<2.0 UJ	<2.0	<2.0	6.4	9.5 J	2.3
PFO5DA	<2.0	<2.0	<2.0 UJ	<2.0	<2.0	6.4	15 J	2.0
PMPA	<10	<10	<10 UJ	17	17	73	43 J	<10
PEPA	<20	<20	<20 UJ	<20	<20	<20	<20 UJ	<20
PS Acid	<2.0	<2.0	<2.0 UJ	5.1	5.1	12	11 J	3.4
Hydro-PS Acid	<2.0	<2.0	<2.0 UJ	5.8	5.6	66	15 J	9.8
R-PSDA	<2.0	<2.0	<2.0 UJ	17 J	20 J	20 J	17 J	6.4 J
Hydrolyzed PSDA	<2.0	<2.0	<2.0 UJ	6.0 J	6.3 J	11 J	20 J	15 J
R-PSDCA	<2.0	<2.0	<2.0 UJ	<2.0	<2.0	<2.0	<2.0 UJ	<2.0
NVHOS, Acid Form	<2.0	<2.0	<2.0 UJ	5.4	5.7	6.3	<2.0 UJ	8.6
EVE Acid	<2.0	<2.0	<2.0 UJ	<2.0	<2.0	2.5	<2.0 UJ	<2.0
Hydro-EVE Acid	<2.0	<2.0	<2.0 UJ	<2.0	<2.0	<2.0	2.0 J	<2.0
R-EVE	<2.0	<2.0	<2.0 UJ	3.2 J	4.0 J	4.0 J	22 J	4.9 J
PES	<2.0	<2.0	<2.0 UJ	<2.0	<2.0	<2.0	<2.0 UJ	<2.0
PFECA B	<2.0	<2.0	<2.0 UJ	<2.0	<2.0	<2.0	<2.0 UJ	<2.0
PFECA-G	<2.0	<2.0	<2.0 UJ	<2.0	<2.0	<2.4	<2.0 UJ	<2.0
Total Table 3+ (17 compounds)^{1,2}	ND	ND	ND	81	81	2,700	2,900	100
Total Table 3+ (20 compounds)¹	ND	ND	ND	110	110	2,800	2,900	130
Perfluorobutanoic Acid	<5.0	<5.0 UJ	<5.0	7.0 J	6.6 J	12 J	7.9	6.0 J
Perfluorodecanoic Acid	<2.0	<2.0 UJ	<2.0	<2.0 UJ	<2.0 UJ	<2.0 UJ	<2.0	<2.0 UJ
Perfluorododecanoic Acid	<2.0	<2.0 UJ	<2.0	<2.0 UJ	<2.0 UJ	<2.0 UJ	<2.0	<2.0 UJ
Perfluoroheptanoic Acid	<2.0	<2.0	<2.0	4.6 J	4.3	5.2	4.0	4.2
Perfluorohexadecanoic Acid (PFHxDA)	<2.0	<2.0 UJ	<2.0	<2.0 UJ	<2.0 UJ	<2.0 UJ	<2.0	<2.0 UJ
Perfluorohexanoic Acid	<2.0	<2.0 UJ	<2.0	9.2 J	8.0 J	8.9 J	8.8	8.2 J
Perfluorononanoic Acid	<2.0	<2.0 UJ	<2.0	<2.0 UJ	<2.0 UJ	<2.0 UJ	<2.0	<2.0 UJ
Perfluorooctadecanoic Acid	<2.0	<2.0 UJ	<2.0	<2.0 UJ	<2.0 UJ	<2.0 UJ	<2.0	<2.0 UJ
Perfluoropentanoic Acid	<2.0	<2.0 UJ	<2.0	12 J	11 J	16 J	12	11 J
Perfluorotetradecanoic Acid	<2.0	<2.0 UJ	<2.0	<2.0 UJ	<2.0 UJ	<2.0 UJ	<2.0	<2.0 UJ
Perfluorotridecanoic Acid	<2.0	<2.0 UJ	<2.0	<2.0 UJ	<2.0 UJ	<2.0 UJ	<2.0	<2.0 UJ
Perfluoroundecanoic Acid	<2.0	<2.0 UJ	<2.0	<2.0 UJ	<2.0 UJ	<2.0 UJ	<2.0	<2.0 UJ
PFOA	<2.0	<2.0 UJ	<2.0	10 J	9.5 J	23 J	32	8.2 J

TABLE A1
ANALYTICAL RESULTS - 2021 Q3 AND Q4 SAMPLING EVENTS
Chemours Fayetteville Works, North Carolina

Location ID	7B	7B	7C	7C	7C	8	8	8
Sampling Event	September 2021	December 2021	August 2021	September 2021	December 2021	August 2021	August 2021	September 2021
Field Sample ID	STW-LOC-7B-8-092121	STW-LOC-7B-5.33-120821	STW-LOC-7C-6-081721	STW-LOC-7C-8-092121	STW-LOC-7C-8-120821	STW-LOC-8-4-082321	STW-LOC-8-4-082321-D	STW-LOC-8-3.5-092321
Date Sampled	09/21/2021	12/08/2021	08/17/2021	09/21/2021	12/08/2021	08/23/2021	08/23/2021	09/23/2021
Analytical Laboratory	TestAmerica	TestAmerica	TestAmerica	TestAmerica	TestAmerica	TestAmerica	TestAmerica	TestAmerica
QA/QC							Field Duplicate	
Table 3+ SOP (ng/L)								
Hfpo Dimer Acid	2,600	1,900 J	62	1,900	3,600 J	180	170	140
PFMOAA	180	210 J	35	95	80 J	100 J	100 J	78
PFO2HxA	90	100 J	24	190	85 J	70	66	64
PFO3OA	23	33 J	7.3	47	31 J	24	24	19
PFO4DA	8.2	17 J	3.3	20	15 J	16	18	6.2
PFO5DA	9.9	22 J	2.6	18	12 J	14	14	8.6
PMPA	<31	51 J	19	37	58 J	34	31	37
PEPA	<20	20 J	<20	<20	21 J	<20	<20	<20
PS Acid	12	9.5 J	4.1	160	10 J	<2.0	<2.0	<2.0
Hydro-PS Acid	86	23 J	4.6	63	8.1 J	22	21	18
R-PSDA	22 J	23 J	18 J	170 J	10 J	5.1 J	4.7 J	<2.0
Hydrolyzed PSDA	41 J	75 J	19 J	240 J	45 J	78 J	84 J	48 J
R-PSDCA	<2.0	<2.0 UJ	<2.0	2.5	<2.0 UJ	<2.0	<2.0	<2.0
NVHOS, Acid Form	10	8.8 J	7.0	13	5.3 J	15	18	17
EVE Acid	2.8	2.0 J	10	22	2.4 J	<2.0	<2.0	<2.0
Hydro-EVE Acid	2.0	2.8 J	3.6	11	<2.0 UJ	4.3	4.1	2.0
R-EVE	6.3 J	14 J	19 J	35 J	14 J	9.5 J	10 J	2.8 J
PES	<2.0	<2.0 UJ	<2.0	<2.0	<2.0 UJ	<2.0	<2.0	<2.0
PFECA B	<2.0	<2.0 UJ	<2.0	<2.0	<2.0 UJ	<2.0	<2.0	<2.0
PFECA-G	<2.4	<2.0 UJ	<2.0	<2.0	<2.0 UJ	<2.0	<2.0	<2.0
Total Table 3+ (17 compounds)^{1,2}	3,000	2,400	180	2,600	3,900	480	470	390
Total Table 3+ (20 compounds)¹	3,100	2,500	240	3,000	4,000	570	560	440
Perfluorobutanoic Acid	12 J	8.2	5.9 J	16 J	6.2	6.4	7.5	9.5 J
Perfluorodecanoic Acid	<2.0 UJ	<2.0	<2.0 UJ	<2.0 UJ	<2.0	<2.0	<2.0	<2.0 UJ
Perfluorododecanoic Acid	<2.0 UJ	<2.0	<2.0 UJ	<2.0 UJ	<2.0	<2.0	<2.0	<2.0 UJ
Perfluoroheptanoic Acid	5.2 J	4.2	4.8 J	5.4	4.4	3.9	3.9	3.2 J
Perfluorohexadecanoic Acid (PFHxDA)	<2.0 UJ	<2.0	<2.0 UJ	<2.0 UJ	<2.0	<2.0	<2.0	<2.0 UJ
Perfluorohexanoic Acid	8.3 J	8.0	10 J	10 J	9.4	6.4	6.6	10 J
Perfluorononanoic Acid	<2.0 UJ	<2.0	<2.0 UJ	<2.0 UJ	<2.0	<2.0	<2.0	<2.0 UJ
Perfluorooctadecanoic Acid	<2.0 UJ	<2.0	<2.0 UJ	<2.0 UJ	<2.0	<2.0	<2.0	<2.0 UJ
Perfluoropentanoic Acid	16 J	11	15 J	23 J	14	16	18	18 J
Perfluorotetradecanoic Acid	<2.0 UJ	<2.0	<2.0 UJ	<2.0 UJ	<2.0	<2.0	<2.0	<2.0 UJ
Perfluorotridecanoic Acid	<2.0 UJ	<2.0	<2.0 UJ	<2.0 UJ	<2.0	<2.0	<2.0	<2.0 UJ
Perfluoroundecanoic Acid	<2.0 UJ	<2.0	<2.0 UJ	<2.0 UJ	<2.0	<2.0	<2.0	<2.0 UJ
PFOA	25 J	35	9.8 J	18 J	26	4.8	5.1	3.6 J

TABLE A1
ANALYTICAL RESULTS - 2021 Q3 AND Q4 SAMPLING EVENTS
Chemours Fayetteville Works, North Carolina

Location ID	8	9	9	9	9A	9A	9A	10A
Sampling Event	December 2021	August 2021	September 2021	December 2021	August 2021	September 2021	December 2021	August 2021
Field Sample ID	STW-LOC-8-4-120921	STW-LOC-9-6-081721	STW-LOC-9-8-092121	STW-LOC-9-1.33-120821	STW-LOC-9A-082321	STW-LOC-9A-092321	STW-LOC-9A-120921	STW-LOC-10A-6-081721
Date Sampled	12/09/2021	08/17/2021	09/21/2021	12/08/2021	08/23/2021	09/23/2021	12/09/2021	08/17/2021
Analytical Laboratory	TestAmerica	TestAmerica	TestAmerica	TestAmerica	TestAmerica	TestAmerica	TestAmerica	TestAmerica
QA/QC								
Table 3+ SOP (ng/L)								
Hfpo Dimer Acid	270 J	50	180	870 J	11	14	18 J	88
PFMOAA	77 J	7.6	14	43 J	3.9	<2.0	16 J	11
PFO2HxA	66 J	13	150	140 J	6.7	6.2	20 J	22
PFO3OA	27 J	4.0	24	58 J	<2.0	<2.0	4.3 J	9.7
PFO4DA	8.4 J	2.4	9.9	37 J	<2.0	<2.0	<2.0 UJ	4.5
PFO5DA	4.0 J	<2.0	11	22 J	<2.0	<2.0	<2.0 UJ	3.3
PMPA	48 J	18	34	240 J	15	35	26 J	16
PEPA	<20 UJ	<20	<20	68 J	<20	<20	<20 UJ	<20
PS Acid	<2.0 UJ	<2.0	260	71 J	<2.0	<2.0	3.4 J	5.3
Hydro-PS Acid	4.8 J	<2.0	26	11 J	<2.0	<2.0	<2.0 UJ	<2.0
R-PSDA	8.0 J	16 J	140 J	28 J	<2.0	<2.0	3.5 J	21 J
Hydrolyzed PSDA	180 J	5.2 J	390 J	56 J	<2.0	<2.0	7.8 J	9.1 J
R-PSDCA	<2.0 UJ	<2.0	2.2	<2.0 UJ	<2.0	<2.0	<2.0 UJ	<2.0
NVHOS, Acid Form	15 J	6.3	12	6.8 J	5.6	<2.0	3.5 J	7.0
EVE Acid	<2.0 UJ	9.6	17	21 J	<2.0	<2.0	<2.0 UJ	20
Hydro-EVE Acid	2.0 J	3.1	8.3	9.1 J	<2.0	<2.0	<2.0 UJ	6.3
R-EVE	12 J	16 J	27 J	27 J	<2.0	<2.0	6.3 J	33 J
PES	<2.0 UJ	<2.0	<2.0	<2.0 UJ	<2.0	<2.0	<2.0 UJ	<2.0
PFECA B	<2.0 UJ	<2.0	<2.0	<2.0 UJ	<2.0	<2.0	<2.0 UJ	<2.0
PFECA-G	<2.0 UJ	<2.0	<2.0	<2.0 UJ	<2.0	<2.0	<2.0 UJ	<2.0
Total Table 3+ (17 compounds)^{1,2}	520	110	750	1,600	42	55	91	190
Total Table 3+ (20 compounds)¹	720	150	1,300	1,700	42	55	110	260
Perfluorobutanoic Acid	9.8	<5.0 UJ	14 J	10	7.4	6.9 J	7.3	6.6 J
Perfluorodecanoic Acid	<2.0	<2.0 UJ	<2.0 UJ	<2.0	<2.0	<2.0 UJ	<2.0	<2.0 UJ
Perfluorododecanoic Acid	<2.0	<2.0 UJ	<2.0 UJ	<2.0	<2.0	<2.0 UJ	<2.0	<2.0 UJ
Perfluoroheptanoic Acid	2.7	5.3 J	6.3 J	10	5.9	5.8 J	4.2	5.0 J
Perfluorohexadecanoic Acid (PFHxDA)	<2.0	<2.0 UJ	<2.0 UJ	<2.0	<2.0	<2.0 UJ	<2.0	<2.0 UJ
Perfluorohexanoic Acid	11	10 J	13 J	14	11	14 J	11	10 J
Perfluorononanoic Acid	<2.0	<2.0 UJ	<2.0 UJ	<2.0	<2.0	<2.0 UJ	<2.0	<2.0 UJ
Perfluorooctadecanoic Acid	<2.0	<2.0 UJ	<2.0 UJ	<2.0	<2.0	<2.0 UJ	<2.0	<2.0 UJ
Perfluoropentanoic Acid	19	14 J	25 J	52	14	19 J	12	15 J
Perfluorotetradecanoic Acid	<2.0	<2.0 UJ	<2.0 UJ	<2.0	<2.0	<2.0 UJ	<2.0	<2.0 UJ
Perfluorotridecanoic Acid	<2.0	<2.0 UJ	<2.0 UJ	<2.0	<2.0	<2.0 UJ	<2.0	<2.0 UJ
Perfluoroundecanoic Acid	<2.0	<2.0 UJ	<2.0 UJ	<2.0	<2.0	<2.0 UJ	<2.0	<2.0 UJ
PFOA	2.9	9.3 J	8.8 J	9.0	9.2	9.3 J	8.0	9.1 J

TABLE A1
ANALYTICAL RESULTS - 2021 Q3 AND Q4 SAMPLING EVENTS
Chemours Fayetteville Works, North Carolina

Location ID	10A	10A	10A	11	11	12	12	12
Sampling Event	September 2021	September 2021	December 2021	September 2021	December 2021	August 2021	September 2021	December 2021
Field Sample ID	STW-LOC-10A-8-092121	STW-LOC-10A-8-092121-D	STW-LOC-10A-8-120821	STW-LOC-11-8-092121	STW-LOC-11-8-120821	STW-LOC-12-6-081721	STW-LOC-12-8-092121	STW-LOC-12-8-120821
Date Sampled	09/21/2021	09/21/2021	12/08/2021	09/21/2021	12/08/2021	08/17/2021	09/21/2021	12/08/2021
Analytical Laboratory	TestAmerica	TestAmerica	TestAmerica	TestAmerica	TestAmerica	TestAmerica	TestAmerica	TestAmerica
QA/QC		Field Duplicate						
Table 3+ SOP (ng/L)								
Hfpo Dimer Acid	790 J	760 J	2,300 J	620	4,100 J	21	61	380 J
PFMOAA	100	98	54 J	200	310 J	7.2	14	33 J
PFO2HxA	480	470	240 J	490	780 J	22	100	110 J
PFO3OA	130	130	110 J	150	270 J	2.9	18	43 J
PFO4DA	63	63	74 J	100	210 J	<2.0	6.0	41 J
PFO5DA	44	48	41 J	81	230 J	<2.0	8.3	22 J
PMPA	56	54	720 J	760	1,700 J	15	46	150 J
PEPA	25	24	190 J	240	890 J	<20	<20	64 J
PS Acid	340	360	130 J	28	160 J	<2.0	2.5	15 J
Hydro-PS Acid	64	65	20 J	49	100 J	<2.0	7.2	43 J
R-PSDA	500 J	450 J	64 J	340 J	270 J	12 J	81 J	21 J
Hydrolyzed PSDA	430 J	390 J	99 J	190 J	500 J	3.0 J	9.4 J	21 J
R-PSDCA	7.6	7.3	<2.0 UJ	3.1	<20 UJ	<2.0	<2.0	<2.0 UJ
NVHOS, Acid Form	26	25	12 J	23	51 J	5.7	2.8	<2.0 UJ
EVE Acid	73	76	27 J	21	86 J	<2.0	<2.0	4.6 J
Hydro-EVE Acid	37	36	13 J	17	27 J	<2.0	<2.0	2.6 J
R-EVE	120 J	110 J	46 J	110 J	280 J	3.0 J	4.4 J	41 J
PES	<2.0	<2.0	<2.0 UJ	<2.0	<20 UJ	<2.0	<2.0	<2.0 UJ
PFECA B	<2.0	<2.0	<2.0 UJ	<2.0	<20 UJ	<2.0	<2.0	<2.0 UJ
PFECA-G	<2.0	<2.0	<2.0 UJ	<2.0	<20 UJ	<2.0	<2.0	<2.0 UJ
Total Table 3+ (17 compounds)^{1,2}	2,200	2,200	3,900	2,800	8,900	74	270	910
Total Table 3+ (20 compounds)¹	3,300	3,200	4,100	3,400	10,000	92	360	990
Perfluorobutanoic Acid	26 J	26 J	14	160 J	140	6.0 J	15 J	17
Perfluorodecanoic Acid	<2.0 UJ	<2.0 UJ	<2.0	<2.0 UJ	<2.0	<2.0 UJ	<2.0 UJ	<2.0
Perfluorododecanoic Acid	<2.0 UJ	<2.0 UJ	<2.0	<2.0 UJ	<2.0	<2.0 UJ	<2.0 UJ	<2.0
Perfluoroheptanoic Acid	8.1 J	8.1 J	12	3.2	8.4	5.5 J	2.0	3.8
Perfluorohexadecanoic Acid (PFHxDA)	<2.0 UJ	<2.0 UJ	<2.0	<2.0 UJ	<2.0	<2.0 UJ	<2.0 UJ	<2.0
Perfluorohexanoic Acid	13 J	14 J	14	3.7 J	4.3	13 J	2.7 J	7.6
Perfluorononanoic Acid	2.4 J	2.3 J	2.6	<2.0 UJ	3.2	2.1 J	<2.0 UJ	<2.0
Perfluorooctadecanoic Acid	<2.0 UJ	<2.0 UJ	<2.0	<2.0 UJ	<2.0	<2.0 UJ	<2.0 UJ	<2.0
Perfluoropentanoic Acid	43 J	45 J	67	91 J	130	15 J	3.8 J	11
Perfluorotetradecanoic Acid	<2.0 UJ	<2.0 UJ	<2.0	<2.0 UJ	<2.0	<2.0 UJ	<2.0 UJ	<2.0
Perfluorotridecanoic Acid	<2.0 UJ	<2.0 UJ	<2.0	<2.0 UJ	<2.0	<2.0 UJ	<2.0 UJ	<2.0
Perfluoroundecanoic Acid	<2.0 UJ	<2.0 UJ	<2.0	<2.0 UJ	<2.0	<2.0 UJ	<2.0 UJ	<2.0
PFOA	9.7 J	10 J	9.0	11 J	7.3	11 J	4.9 J	7.3

TABLE A1
ANALYTICAL RESULTS - 2021 Q3 AND Q4 SAMPLING EVENTS
Chemours Fayetteville Works, North Carolina

Location ID	13	13	13	14	14	14	15	15
Sampling Event	August 2021	September 2021	December 2021	August 2021	September 2021	December 2021	August 2021	September 2021
Field Sample ID	STW-LOC-13-6-081721	STW-LOC-13-8-092121	STW-LOC-13-8-120821	STW-LOC-14-6-081721	STW-LOC-14-8-092121	STW-LOC-14-8-120821	STW-LOC-15-6-081721	STW-LOC-15-7.5-092121
Date Sampled	08/17/2021	09/21/2021	12/08/2021	08/17/2021	09/21/2021	12/08/2021	08/17/2021	09/21/2021
Analytical Laboratory	TestAmerica	TestAmerica	TestAmerica	TestAmerica	TestAmerica	TestAmerica	TestAmerica	TestAmerica
QA/QC								
Table 3+ SOP (ng/L)								
Hfpo Dimer Acid	190	220	720 J	18	21	250 J	88	670
PFMOAA	23	16	37 J	5.9	7.7	32 J	11	88
PFO2HxA	110	150	230 J	16	37	79 J	20	500
PFO3OA	22	29	93 J	2.4	6.4	15 J	6.8	110
PFO4DA	11	12	69 J	<2.0	<2.0	6.4 J	3.3	64
PFO5DA	9.7	6.6	34 J	<2.0	<2.0	2.5 J	2.4	47
PMPA	87	72	250 J	23	19	83 J	16	54
PEPA	28	24	140 J	<20	<20	40 J	<20	28
PS Acid	18	7.9	41 J	<2.0	<2.0	8.8 J	4.5	520
Hydro-PS Acid	9.3	10	50 J	<2.0	<2.0	3.9 J	<2.0	67
R-PSDA	110 J	97 J	51 J	10 J	21 J	14 J	22 J	270 J
Hydrolyzed PSDA	37 J	13 J	22 J	2.3 J	2.9 J	11 J	7.8 J	350 J
R-PSDCA	<2.0	<2.0	<2.0 UJ	<2.0	<2.0	<2.0 UJ	<2.0	6.7
NVHOS, Acid Form	2.9	4.3	<2.0 UJ	6.3	3.9	<2.0 UJ	6.3	23
EVE Acid	<2.0	4.2	7.9 J	<2.0	<2.0	<2.0 UJ	17	69
Hydro-EVE Acid	3.0	4.9	6.1 J	<2.0	<2.0	2.3 J	5.7	31
R-EVE	23 J	6.2 J	110 J	2.2 J	<2.0	26 J	33 J	74 J
PES	<2.0	<2.0	<2.0 UJ	<2.0	<2.0	<2.0 UJ	<2.0	<2.0
PFECA B	<2.0	<2.0	<2.0 UJ	<2.0	<2.0	<2.0 UJ	<2.0	<2.0
PFECA-G	<2.0	<2.0	<2.0 UJ	<2.0	<2.0	<2.0 UJ	<2.0	<2.4
Total Table 3+ (17 compounds)^{1,2}	510	560	1,700	72	95	520	180	2,300
Total Table 3+ (20 compounds)¹	680	680	1,900	86	120	570	240	3,000
Perfluorobutanoic Acid	13 J	27 J	28	7.1 J	10 J	13	<5.0 UJ	20 J
Perfluorodecanoic Acid	<2.0 UJ	<2.0 UJ	<2.0	<2.0 UJ	<2.0 UJ	<2.0	<2.0 UJ	<2.0 UJ
Perfluorododecanoic Acid	<2.0 UJ	<2.0 UJ	<2.0	<2.0 UJ	<2.0 UJ	<2.0	<2.0 UJ	<2.0 UJ
Perfluoroheptanoic Acid	<2.0	<2.0	<2.0	6.0 J	4.4 J	6.3	5.5 J	7.5
Perfluorohexadecanoic Acid (PFHxDA)	<2.0 UJ	<2.0 UJ	<2.0	<2.0 UJ	<2.0 UJ	<2.0	<2.0 UJ	<2.0 UJ
Perfluorohexanoic Acid	2.5 J	<2.0 UJ	2.0	12 J	9.9 J	15	10 J	12 J
Perfluorononanoic Acid	5.9 J	<2.0 UJ	<2.0	<2.0 UJ	<2.0 UJ	<2.0	<2.0 UJ	<2.0 UJ
Perfluorooctadecanoic Acid	<2.0 UJ	<2.0 UJ	<2.0	<2.0 UJ	<2.0 UJ	<2.0	<2.0 UJ	<2.0 UJ
Perfluoropentanoic Acid	3.1 J	5.8 J	8.9	18 J	13 J	16	14 J	40 J
Perfluorotetradecanoic Acid	<2.0 UJ	<2.0 UJ	<2.0	<2.0 UJ	<2.0 UJ	<2.0	<2.0 UJ	<2.0 UJ
Perfluorotridecanoic Acid	<2.0 UJ	<2.0 UJ	<2.0	<2.0 UJ	<2.0 UJ	<2.0	<2.0 UJ	<2.0 UJ
Perfluoroundecanoic Acid	3.3 J	<2.0 UJ	<2.0	<2.0 UJ	<2.0 UJ	<2.0	<2.0 UJ	<2.0 UJ
PFOA	6.6 J	3.5 J	4.6	11 J	6.9 J	10	9.8 J	9.6 J

TABLE A1
ANALYTICAL RESULTS - 2021 Q3 AND Q4 SAMPLING EVENTS
Chemours Fayetteville Works, North Carolina

Location ID	15	18	18	18	19A	19A	19A	19A
Sampling Event	December 2021	August 2021	September 2021	December 2021	August 2021	September 2021	September 2021	December 2021
Field Sample ID	STW-LOC-15-8-120821	STW-LOC-18-4-082321	STW-LOC-18-4-092321	STW-LOC-18-4-121021	STW-LOC-19A-082321	STW-LOC-19A-092321	STW-LOC-19A-092321-D	STW-LOC-19A-120921
Date Sampled	12/08/2021	08/23/2021	09/23/2021	12/10/2021	08/23/2021	09/23/2021	09/23/2021	12/09/2021
Analytical Laboratory	TestAmerica	TestAmerica	TestAmerica	TestAmerica	TestAmerica	TestAmerica	TestAmerica	TestAmerica
QA/QC							Field Duplicate	
Table 3+ SOP (ng/L)								
Hfpo Dimer Acid	82 J	7.5	25	<2.0 UJ	12	3.7	4.1	17 J
PFMOAA	35 J	3.1	<2.0	5.8 J	4.2	3.2	2.6	10 J
PFO2HxA	71 J	4.6	10	5.7 J	8.0	5.2	4.7	13 J
PFO3OA	28 J	<2.0	<2.0	<2.0 UJ	<2.0	<2.0	<2.0	2.4 J
PFO4DA	13 J	<2.0	<2.0	<2.0 UJ	<2.0	<2.0	<2.0	<2.0 UJ
PFO5DA	5.9 J	<2.0	<2.0	<2.0 UJ	<2.0	<2.0	<2.0	<2.0 UJ
PMPA	57 J	<10	19	<10 UJ	13	<10	<10	17 J
PEPA	<20 UJ	<20	<20	<20 UJ	<20	<20 UJ	<20 UJ	<20 UJ
PS Acid	11 J	<2.0	<2.0	<2.0 UJ	<2.0	<2.0	<2.0	<2.0 UJ
Hydro-PS Acid	2.5 J	<2.0	<2.0	<2.0 UJ	<2.0	<2.0	<2.0	<2.0 UJ
R-PSDA	<2.0 UJ	<2.0	<2.0	<2.0 UJ	<2.0	<2.0 UJ	<2.0 UJ	<2.0 UJ
Hydrolyzed PSDA	17 J	<2.0	<2.0	<2.0 UJ	<2.0	<2.0	<2.0	<2.0 UJ
R-PSDCA	<2.0 UJ	<2.0	<2.0	<2.0 UJ	<2.0	<2.0	<2.0	<2.0 UJ
NVHOS, Acid Form	<2.0 UJ	<2.0	3.7	<2.0 UJ	4.7	3.2	3.0	<2.0 UJ
EVE Acid	3.4 J	<2.0	<2.0	<2.0 UJ	<2.0	<2.0	<2.0	<2.0 UJ
Hydro-EVE Acid	<2.0 UJ	<2.0	<2.0	<2.0 UJ	<2.0	<2.0	<2.0	<2.0 UJ
R-EVE	<2.0 UJ	<2.0	<2.0	<2.0 UJ	<2.0	<2.0	<2.0	3.8 J
PES	<2.0 UJ	<2.0	<2.0	<2.0 UJ	<2.0	<2.0	<2.0	<2.0 UJ
PFECA B	<2.0 UJ	<2.0	<2.0	<2.0 UJ	<2.0	<2.0	<2.0	<2.0 UJ
PFECA-G	<2.0 UJ	<2.0	<2.0	<2.0 UJ	<2.0	<2.0 UJ	<2.0 UJ	<2.0 UJ
Total Table 3+ (17 compounds)^{1,2}	310	15	58	12	42	15	14	59
Total Table 3+ (20 compounds)¹	330	15	58	12	42	15	14	63
Perfluorobutanoic Acid	<5.0	<5.0	<5.0 UJ	<5.0	6.5	<5.0 UJ	<5.0 UJ	<5.0 UJ
Perfluorodecanoic Acid	<2.0	<2.0	<2.0 UJ	<2.0	<2.0	<2.0 UJ	<2.0 UJ	<2.0 UJ
Perfluorododecanoic Acid	<2.0	<2.0	<2.0 UJ	<2.0	<2.0	<2.0 UJ	<2.0 UJ	<2.0 UJ
Perfluoroheptanoic Acid	4.2	2.3	2.4	<2.0	5.3	<2.0	<2.0	<2.0 UJ
Perfluorohexadecanoic Acid (PFHxDA)	<2.0	<2.0	<2.0 UJ	<2.0	<2.0	<2.0 UJ	<2.0 UJ	<2.0 UJ
Perfluorohexanoic Acid	11	3.2	3.6 J	2.8	10	4.1 J	4.1 J	4.9 J
Perfluorononanoic Acid	<2.0	<2.0	<2.0 UJ	<2.0	<2.0	<2.0 UJ	<2.0 UJ	<2.0 UJ
Perfluorooctadecanoic Acid	<2.0	<2.0	<2.0 UJ	<2.0	<2.0	<2.0 UJ	2.0 J	<2.0 UJ
Perfluoropentanoic Acid	15	4.2	7.0 J	3.2	13	9.9 J	9.4 J	4.4 J
Perfluorotetradecanoic Acid	<2.0	<2.0	<2.0 UJ	<2.0	<2.0	<2.0 UJ	<2.0 UJ	<2.0 UJ
Perfluorotridecanoic Acid	<2.0	<2.0	<2.0 UJ	<2.0	<2.0	<2.0 UJ	<2.0 UJ	<2.0 UJ
Perfluoroundecanoic Acid	<2.0	<2.0	<2.0 UJ	<2.0	<2.0	<2.0 UJ	<2.0 UJ	<2.0 UJ
PFOA	8.4	3.5	3.0 J	2.1	7.7	2.6 J	2.1 J	3.0 J

TABLE A1
ANALYTICAL RESULTS - 2021 Q3 AND Q4 SAMPLING EVENTS
Chemours Fayetteville Works, North Carolina

Location ID	19B	19B	19B	20	20	20	21A	21B
Sampling Event	August 2021	September 2021	December 2021	August 2021	September 2021	December 2021	August 2021	September 2021
Field Sample ID	STW-LOC-19B-082321	STW-LOC-19B-092321	STW-LOC-19B-120921	STW-LOC-20-6-081721	STW-LOC-20-8-092121	STW-LOC-20-4.66-120821	STW-LOC-21A-082321	STW-LOC-21B-092321
Date Sampled	08/23/2021	09/23/2021	12/09/2021	08/17/2021	09/21/2021	12/08/2021	08/23/2021	09/23/2021
Analytical Laboratory	TestAmerica	TestAmerica	TestAmerica	TestAmerica	TestAmerica	TestAmerica	TestAmerica	TestAmerica
QA/QC								
Table 3+ SOP (ng/L)								
Hfpo Dimer Acid	4.1	3.5	14 J	68	1,800	2,100 J	10	24
PFMOAA	2.9	<2.0	11 J	17	130	120 J	3.3	5.4
PFO2HxA	3.8	4.3	14 J	22	200	260 J	6.0	23
PFO3OA	<2.0	<2.0	3.0 J	7.1	52	120 J	<2.0	5.0
PFO4DA	<2.0	<2.0	<2.0 UJ	3.4	24	59 J	<2.0	<2.0
PFO5DA	<2.0	<2.0	<2.0 UJ	<2.0	17	41 J	<2.0	3.0
PMPA	21	18	19 J	11	37	280 J	<10	29
PEPA	<20	<20	<20 UJ	<20	<20	86 J	<20	<20
PS Acid	<2.0	<2.0	<2.0 UJ	5.2	110	45 J	<2.0	3.5
Hydro-PS Acid	<2.0	<2.0	<2.0 UJ	5.9	67	23 J	<2.0	2.2
R-PSDA	<2.0	<2.0	<2.0 UJ	8.9 J	180 J	34 J	<2.0	<2.0
Hydrolyzed PSDA	<2.0	<2.0	<2.0 UJ	12 J	130 J	71 J	<2.0	<2.0
R-PSDCA	<2.0	<2.0	<2.0 UJ	<2.0	2.8	<2.0 UJ	<2.0	<2.0
NVHOS, Acid Form	<2.0	<2.0	<2.0 UJ	4.9	13	9.1 J	5.4	8.9
EVE Acid	<2.0	<2.0	<2.0 UJ	9.1	24	13 J	<2.0	<2.0
Hydro-EVE Acid	<2.0	<2.0	<2.0 UJ	3.6	12	6.7 J	<2.0	<2.0
R-EVE	<2.0	<2.0	2.4 J	11 J	39 J	40 J	<2.0	<2.0
PES	<2.0	<2.0	<2.0 UJ	<2.0	<2.0	<2.0 UJ	<2.0	<2.0
PFECA B	<2.0	<2.0	<2.0 UJ	<2.0	<2.0	<2.0 UJ	<2.0	<2.0
PFECA-G	<2.0	<2.0	<2.0 UJ	<2.0	<2.0	<2.0 UJ	<2.0	<2.0
Total Table 3+ (17 compounds)^{1,2}	32	26	61	160	2,500	3,200	25	100
Total Table 3+ (20 compounds)¹	32	26	63	190	2,800	3,300	25	100
Perfluorobutanoic Acid	<5.0	<5.0 UJ	<5.0	5.8 J	17 J	12	7.3	9.9 J
Perfluorodecanoic Acid	<2.0	<2.0 UJ	<2.0	<2.0 UJ	<2.0 UJ	<2.0	<2.0	<2.0 UJ
Perfluorododecanoic Acid	<2.0	<2.0 UJ	<2.0	<2.0 UJ	<2.0 UJ	<2.0	<2.0	<2.0 UJ
Perfluoroheptanoic Acid	<2.0	<2.0	2.0	5.1	6.3	6.4	5.9	7.2
Perfluorohexadecanoic Acid (PFHxDA)	<22 UJ	<2.0 UJ	<8.9 UJ	<2.0 UJ	<2.0 UJ	<2.0	<2.0	<2.0 UJ
Perfluorohexanoic Acid	2.8	3.8 J	5.0	7.8 J	9.6 J	7.6	11	13 J
Perfluorononanoic Acid	<2.0	<2.0 UJ	<2.0	<2.0 UJ	<2.0 UJ	<2.0	<2.0	<2.0 UJ
Perfluorooctadecanoic Acid	<2.0 UJ	<2.0 UJ	<9.4 UJ	<2.0 UJ	<2.0 UJ	<2.0	<2.0	<2.0 UJ
Perfluoropentanoic Acid	3.8	7.5 J	5.2	14 J	25 J	31	13	23 J
Perfluorotetradecanoic Acid	<2.0 UJ	<2.0 UJ	<2.0	<2.0 UJ	<2.0 UJ	<2.0	<2.0	<2.0 UJ
Perfluorotridecanoic Acid	<2.0 UJ	<2.0 UJ	<2.0	<2.0 UJ	<2.0 UJ	<2.0	<2.0	<2.0 UJ
Perfluoroundecanoic Acid	<2.0	<2.0 UJ	<2.0	<2.0 UJ	<2.0 UJ	<2.0	<2.0	<2.0 UJ
PFOA	<2.0	2.2 J	2.8	8.4 J	18 J	18	8.5	11 J

TABLE A1
ANALYTICAL RESULTS - 2021 Q3 AND Q4 SAMPLING EVENTS
Chemours Fayetteville Works, North Carolina

Location ID	21B	22	22	22	23C-1	23C-1	23C-1	23C-2
Sampling Event	December 2021	August 2021	September 2021	December 2021	August 2021	September 2021	December 2021	August 2021
Field Sample ID	STW-LOC-21B-120921	STW-LOC-22-4-082321	STW-LOC-22-4-092321	STW-LOC-22-4-120921	STW-LOC-23C-1-4-082321	STW-LOC-23C-1-092421	STW-LOC-23C-1-4-121021	STW-LOC-23C-2-4-082321
Date Sampled	12/09/2021	08/23/2021	09/23/2021	12/09/2021	08/23/2021	09/24/2021	12/10/2021	08/23/2021
Analytical Laboratory	TestAmerica	TestAmerica	TestAmerica	TestAmerica	TestAmerica	TestAmerica	TestAmerica	TestAmerica
QA/QC								
Table 3+ SOP (ng/L)								
Hfpo Dimer Acid	64 J	15	740	69 J	14	15	42 J	18
PFMOAA	30 J	5.9 J	140	19 J	7.5	14	29 J	4.3
PFO2HxA	39 J	4.4	56	23 J	12	13	24 J	8.0
PFO3OA	9.7 J	<2.0 UJ	13	13 J	2.9	3.0	5.9 J	<2.0
PFO4DA	4.0 J	<2.0	4.4	9.6 J	2.2	<2.0	2.1 J	<2.0
PFO5DA	2.3 J	<2.0	<2.0	3.2 J	<2.0	<2.0	3.0 J	<2.0
PMPA	35 J	<10	34	23 J	<10	17	790 J	<10
PEPA	<20 UJ	<20	<20	<20 UJ	<20	<20	<20 UJ	<20
PS Acid	2.8 J	<2.0	<2.0	<2.0 UJ	35	41	12 J	<2.0
Hydro-PS Acid	<2.0 UJ	<2.0	<2.0	<2.0 UJ	2.8	3.3	3.9 J	<2.0
R-PSDA	9.7 J	<2.0 UJ	3.3 J	<2.0 UJ	12 J	18 J	<2.0 UJ	<2.0
Hydrolyzed PSDA	11 J	2.7 J	46 J	24 J	98 J	170 J	200 J	<2.0
R-PSDCA	<2.0 UJ	<2.0	<2.0	<2.0 UJ	<2.0	<2.0	<2.0 UJ	<2.0
NVHOS, Acid Form	3.2 J	<2.0	9.2	3.3 J	4.1	9.7	3.8 J	2.6
EVE Acid	<2.0 UJ	<2.0	<2.0	<2.0 UJ	<2.0	<2.0	<2.0 UJ	<2.0
Hydro-EVE Acid	<2.0 UJ	<2.0	2.2	<2.0 UJ	3.2	3.9	5.0 J	<2.0
R-EVE	5.1 J	<2.0 UJ	9.6 J	3.8 J	<2.0	2.1 J	<2.0 UJ	<2.0
PES	<2.0 UJ	<2.0	<2.0	<2.0 UJ	<2.0	<2.0	<2.0 UJ	<2.0
PFECA B	<2.0 UJ	<2.0	<2.0	<2.0 UJ	<2.0	<2.0	<2.0 UJ	<2.0
PFECA-G	<2.0 UJ	<2.0 UJ	<2.0	<2.0 UJ	<2.0	<2.0	<2.0 UJ	<2.0
Total Table 3+ (17 compounds)^{1,2}	190	25	1,000	160	84	120	920	33
Total Table 3+ (20 compounds)¹	220	28	1,100	190	190	310	1,100	33
Perfluorobutanoic Acid	6.4	<5.0	8.4 J	<5.0	24 J	<5.0 UJ	120	5.2
Perfluorodecanoic Acid	<2.0	<2.0	<2.0 UJ	<2.0	<2.0	<2.0 UJ	25	<2.0
Perfluorododecanoic Acid	<2.0	<2.0	<2.0 UJ	<2.0	<2.0	<2.0 UJ	<5.4	<2.0
Perfluoroheptanoic Acid	4.5	<2.0	<2.0	<2.0	5.5	5.9 J	6.5	4.7
Perfluorohexadecanoic Acid (PFHxDA)	<2.0	<2.0	<2.0 UJ	<2.0	<2.0	<2.0 UJ	<8.8	<2.0
Perfluorohexanoic Acid	13	<2.0	5.8 J	5.5	9.8	12 J	16	8.4
Perfluorononanoic Acid	<2.0	<2.0	<2.0 UJ	<2.0	<2.0	<2.0 UJ	15	<2.0
Perfluorooctadecanoic Acid	<2.0	<2.0	<2.0 UJ	<2.0	<2.0	<2.0 UJ	<9.2	<2.0
Perfluoropentanoic Acid	14	2.7	18 J	6.1	12	16 J	15	13
Perfluorotetradecanoic Acid	<2.0	<2.0	<2.0 UJ	<2.0	<2.0	<2.0 UJ	<7.2	<2.0
Perfluorotridecanoic Acid	<2.0	<2.0	<2.0 UJ	<2.0	<2.0	<2.0 UJ	<13	<2.0
Perfluoroundecanoic Acid	<2.0	<2.0	<2.0 UJ	<2.0	<2.0	<2.0 UJ	<11	<2.0
PFOA	8.5	2.7	3.8 J	5.6 J	360	21 J	35	7.0

TABLE A1
ANALYTICAL RESULTS - 2021 Q3 AND Q4 SAMPLING EVENTS
Chemours Fayetteville Works, North Carolina

Location ID	23C-2	23C-2	23C-2	23C-3	23C-3	23C-3	EB	EB
Sampling Event	September 2021	December 2021	December 2021	August 2021	September 2021	December 2021	August 2021	August 2021
Field Sample ID	STW-LOC-23C-2-4-092321	STW-LOC-23C-2-4-120921	STW-LOC-23C-2-4-120921-D	STW-LOC-23C-3-4-082321	STW-LOC-23C-3-4-092321	STW-LOC-23C-3-3.33-120921	STW-LOC-EB-IS-081721	STW-LOC-EB-DR-082321
Date Sampled	09/23/2021	12/09/2021	12/09/2021	08/23/2021	09/23/2021	12/09/2021	08/17/2021	08/23/2021
Analytical Laboratory	TestAmerica	TestAmerica	TestAmerica	TestAmerica	TestAmerica	TestAmerica	TestAmerica	TestAmerica
QA/QC			Field Duplicate				Equipment Blank	Equipment Blank
Table 3+ SOP (ng/L)								
Hfpo Dimer Acid	12	17 J	17 J	11	21	8.4 J	<2.0	<2.0
PFMOAA	<2.0	23 J	22 J	<2.0	3.3	12 J	<2.0	<2.0
PFO2HxA	6.9	23 J	21 J	5.5	8.8	11 J	<2.0	<2.0
PFO3OA	<2.0	4.1 J	4.3 J	<2.0	<2.0	2.5 J	<2.0	<2.0
PFO4DA	<2.0	<2.0 UJ	<2.0 UJ	<2.0	<2.0	<2.0 UJ	<2.0	<2.0
PFO5DA	<2.0	<2.0 UJ	<2.0 UJ	<2.0	<2.0	<2.0 UJ	<2.0	<2.0
PMPA	<10	30 J	29 J	<10	18	13 J	<10	<10
PEPA	<20	<20 UJ	<20 UJ	<20	<20	<20 UJ	<20	<20
PS Acid	<2.0	<2.0 UJ	<2.0 UJ	<2.0	<2.0	<2.0 UJ	<2.0	<2.0
Hydro-PS Acid	<2.0	<2.0 UJ	<2.0 UJ	<2.0	<2.0	<2.0 UJ	<2.0	<2.0
R-PSDA	<2.0	<2.0 UJ	4.7 J	<2.0	<2.0	<2.0 UJ	<2.0	<2.0
Hydrolyzed PSDA	<2.0	11 J	12 J	3.3 J	9.0 J	13 J	<2.0	<2.0
R-PSDCA	<2.0	<2.0 UJ	<2.0 UJ	<2.0	<2.0	<2.0 UJ	<2.0	<2.0
NVHOS, Acid Form	11	4.7 J	<2.0 UJ	<2.0	6.0	<2.0 UJ	<2.0	<2.0
EVE Acid	<2.0	<2.0 UJ	<2.0 UJ	<2.0	<2.0	<2.0 UJ	<2.0	<2.0
Hydro-EVE Acid	<2.0	<2.0 UJ	<2.0 UJ	<2.0	<2.0	<2.0 UJ	<2.0	<2.0
R-EVE	<2.0	3.9 J	2.9 J	<2.0	<2.0	<2.0 UJ	<2.0	<2.0
PES	<2.0	<2.0 UJ	<2.0 UJ	<2.0	<2.0	<2.0 UJ	<2.0	<2.0
PFECA B	<2.0	<2.0 UJ	<2.0 UJ	<2.0	<2.0	<2.0 UJ	<2.0	<2.0
PFECA-G	<2.0	<2.0 UJ	<2.0 UJ	<2.0	<2.0	<2.0 UJ	<2.0	<2.0
Total Table 3+ (17 compounds)^{1,2}	30	100	93	17	57	47	ND	ND
Total Table 3+ (20 compounds)¹	30	120	110	20	66	60	ND	ND
Perfluorobutanoic Acid	7.4 J	<5.0	<5.0	<5.0	8.9 J	<5.0	<5.0 UJ	<5.0
Perfluorodecanoic Acid	<2.0 UJ	<2.0	<2.0	<2.0	<2.0 UJ	<2.0	<2.0 UJ	<2.0
Perfluorododecanoic Acid	<2.0 UJ	<2.0	<2.0	<2.0	<2.0 UJ	<2.0	<2.0 UJ	<2.0
Perfluoroheptanoic Acid	5.3 J	3.8	3.7	2.4	3.5	2.1	<2.0	<2.0
Perfluorohexadecanoic Acid (PFHxDA)	<2.0 UJ	<2.0	<2.0	<2.0	<2.0 UJ	<2.0	<2.0 UJ	<2.0
Perfluorohexanoic Acid	12 J	11	13	3.8	6.8 J	5.6	<2.0 UJ	<2.0
Perfluorononanoic Acid	<2.0 UJ	<2.0	<2.0	<2.0	<2.0 UJ	<2.0	<2.0 UJ	<2.0
Perfluorooctadecanoic Acid	<2.0 UJ	<2.0	<2.0	<2.0	<2.0 UJ	<2.0	<2.0 UJ	<2.0
Perfluoropentanoic Acid	20 J	14	13	6.1	9.7 J	6.3	<2.0 UJ	<2.0
Perfluorotetradecanoic Acid	<2.0 UJ	<2.0	<2.0	<2.0	<2.0 UJ	<2.0	<2.0 UJ	<2.0
Perfluorotridecanoic Acid	<2.0 UJ	<2.0	<2.0	<2.0	<2.0 UJ	<2.0	<2.0 UJ	<2.0
Perfluoroundecanoic Acid	<2.0 UJ	<2.0	<2.0	<2.0	<2.0 UJ	<2.0	<2.0 UJ	<2.0
PFOA	8.8 J	7.5	7.8	8.2	5.5 J	4.4	<2.0 UJ	<2.0

TABLE A1
ANALYTICAL RESULTS - 2021 Q3 AND Q4 SAMPLING EVENTS
Chemours Fayetteville Works, North Carolina

Location ID	EB	EB	EB	EB	EB	EB	EB	EB
Sampling Event	August 2021	September 2021	September 2021	September 2021	September 2021	September 2021	September 2021	December 2021
Field Sample ID	STW-LOC-EB-IS-082321	STW-LOC-EB-IS-092121	STW-LOC-EB-DR-092321	STW-LOC-EB-IS-092321	STW-LOC-EB-DR-092421	STW-LOC-EB-IS-092421	STW-LOC-EB-IS-120821	STW-LOC-EB-DR-120921
Date Sampled	08/23/2021	09/21/2021	09/23/2021	09/23/2021	09/24/2021	09/24/2021	12/08/2021	12/09/2021
Analytical Laboratory	TestAmerica	TestAmerica	TestAmerica	TestAmerica	TestAmerica	TestAmerica	TestAmerica	TestAmerica
QA/QC	Equipment Blank	Equipment Blank	Equipment Blank	Equipment Blank	Equipment Blank	Equipment Blank	Equipment Blank	Equipment Blank
Table 3+ SOP (ng/L)								
Hfpo Dimer Acid	<2.0	<2.0	<2.0	<2.0	<2.0	<2.0	<2.0 UJ	<2.0 UJ
PFMOAA	<2.0	<2.0	<2.0	<2.0	<2.0	<2.0	<2.0 UJ	<2.0 UJ
PFO2HxA	<2.0	<2.0	<2.0	<2.0	<2.0	<2.0	<2.0 UJ	<2.0 UJ
PFO3OA	<2.0	<2.0	<2.0	<2.0	<2.0	<2.0	<2.0 UJ	<2.0 UJ
PFO4DA	<2.0	<2.0	<2.0	<2.0	<2.0	<2.0	<2.0 UJ	<2.0 UJ
PFO5DA	<2.0	<2.0	<2.0	<2.0	<2.0	<2.0	<2.0 UJ	<2.0 UJ
PMPA	<10	<10	<10	<10	<10	<10	<10 UJ	<10 UJ
PEPA	<20	<20	<20	<20	<20	<20	<20 UJ	<20 UJ
PS Acid	<2.0	<2.0	<2.0	<2.0	<2.0	<2.0	<2.0 UJ	<2.0 UJ
Hydro-PS Acid	<2.0	<2.0	<2.0	<2.0	<2.0	<2.0	<2.0 UJ	<2.0 UJ
R-PSDA	<2.0	<2.0	<2.0	<2.0	<2.0	<2.0	<2.0 UJ	<2.0 UJ
Hydrolyzed PSDA	<2.0	<2.0	<2.0	<2.0	<2.0	<2.0	<2.0 UJ	<2.0 UJ
R-PSDCA	<2.0	<2.0	<2.0	<2.0	<2.0	<2.0	<2.0 UJ	<2.0 UJ
NVHOS, Acid Form	<2.0	<2.0	<2.0	<2.0	<2.0	<2.0	<2.0 UJ	<2.0 UJ
EVE Acid	<2.0	<2.0	<2.0	<2.0	<2.0	<2.0	<2.0 UJ	<2.0 UJ
Hydro-EVE Acid	<2.0	<2.0	<2.0	<2.0	<2.0	<2.0	<2.0 UJ	<2.0 UJ
R-EVE	<2.0	<2.0	<2.0	<2.0	<2.0	<2.0	<2.0 UJ	<2.0 UJ
PES	<2.0	<2.0	<2.0	<2.0	<2.0	<2.0	<2.0 UJ	<2.0 UJ
PFECA B	<2.0	<2.0	<2.0	<2.0	<2.0	<2.0	<2.0 UJ	<2.0 UJ
PFECA-G	<2.0	<2.0	<2.0	<2.0	<2.0	<2.0	<2.0 UJ	<2.0 UJ
Total Table 3+ (17 compounds)^{1,2}	ND	ND	ND	ND	ND	ND	ND	ND
Total Table 3+ (20 compounds)¹	ND	ND	ND	ND	ND	ND	ND	ND
Perfluorobutanoic Acid	<5.0	<5.0 UJ	<5.0 UJ	<5.0 UJ	<5.0 UJ	<5.0 UJ	<5.0	<5.0
Perfluorodecanoic Acid	<2.0	<2.0 UJ	<2.0 UJ	<2.0 UJ	<2.0 UJ	<2.0 UJ	<2.0	<2.0
Perfluorododecanoic Acid	<2.0	<2.0 UJ	<2.0 UJ	<2.0 UJ	<2.0 UJ	<2.0 UJ	<2.0	<2.0
Perfluoroheptanoic Acid	<2.0	<2.0	<2.0	<2.0	<2.0	<2.0	<2.0	<2.0
Perfluorohexadecanoic Acid (PFHxDA)	<2.0	<2.0 UJ	<2.0 UJ	<2.0 UJ	<2.0 UJ	<2.0 UJ	<2.0	<2.0
Perfluorohexanoic Acid	<2.0	<2.0 UJ	<2.0 UJ	<2.0 UJ	<2.0 UJ	<2.0 UJ	<2.0	<2.0
Perfluorononanoic Acid	<2.0	<2.0 UJ	<2.0 UJ	<2.0 UJ	<2.0 UJ	<2.0 UJ	<2.0	<2.0
Perfluorooctadecanoic Acid	<2.0	<2.0 UJ	<2.0 UJ	<2.0 UJ	<2.0 UJ	<2.0 UJ	<2.0	<2.0
Perfluoropentanoic Acid	<2.0	<2.0 UJ	<2.0 UJ	<2.0 UJ	<2.0 UJ	<2.0 UJ	<2.0	<2.0
Perfluorotetradecanoic Acid	<2.0	<2.0 UJ	<2.0 UJ	<2.0 UJ	<2.0 UJ	<2.0 UJ	<2.0	<2.0
Perfluorotridecanoic Acid	<2.0	<2.0 UJ	<2.0 UJ	<2.0 UJ	<2.0 UJ	<2.0 UJ	<2.0	<2.0
Perfluoroundecanoic Acid	<2.0	<2.0 UJ	<2.0 UJ	<2.0 UJ	<2.0 UJ	<2.0 UJ	<2.0	<2.0
PFOA	<2.0	<2.0 UJ	<2.0 UJ	<2.0 UJ	<2.0 UJ	<2.0 UJ	<2.0	<2.0

TABLE A1
ANALYTICAL RESULTS - 2021 Q3 AND Q4 SAMPLING EVENTS
Chemours Fayetteville Works, North Carolina

Location ID	EB	EB	FBLK	FBLK	FBLK	FBLK	FBLK	FBLK
Sampling Event	December 2021	December 2021	August 2021	August 2021	September 2021	September 2021	September 2021	December 2021
Field Sample ID	STW-LOC-EB-IS-120921	STW-LOC-EB-IS-121021	STW-LOC-FB-081721	STW-LOC-FB-082321	STW-LOC-FB-092121	STW-LOC-FB-092321	STW-LOC-FB-092421	STW-LOC-FB-120821
Date Sampled	12/09/2021	12/10/2021	08/17/2021	08/23/2021	09/21/2021	09/23/2021	09/24/2021	12/08/2021
Analytical Laboratory	TestAmerica	TestAmerica	TestAmerica	TestAmerica	TestAmerica	TestAmerica	TestAmerica	TestAmerica
QA/QC	Equipment Blank	Equipment Blank	Field Blank	Field Blank	Field Blank	Field Blank	Field Blank	Field Blank
Table 3+ SOP (ng/L)								
Hfpo Dimer Acid	<2.0 UJ	<2.0 UJ	<2.0	<2.0	<2.0	<2.0	<2.0	<2.0 UJ
PFMOAA	<2.0 UJ	<2.0 UJ	<2.0	<2.0	<2.0	<2.0	<2.0	<2.0 UJ
PFO2HxA	<2.0 UJ	<2.0 UJ	<2.0	<2.0	<2.0	<2.0	<2.0	<2.0 UJ
PFO3OA	<2.0 UJ	<2.0 UJ	<2.0	<2.0	<2.0	<2.0	<2.0	<2.0 UJ
PFO4DA	<2.0 UJ	<2.0 UJ	<2.0	<2.0	<2.0	<2.0	<2.0	<2.0 UJ
PFO5DA	<2.0 UJ	<2.0 UJ	<2.0	<2.0	<2.0	<2.0	<2.0	<2.0 UJ
PMPA	<10 UJ	<10 UJ	<10	<10	<10	<10	<10	<10 UJ
PEPA	<20 UJ	<20 UJ	<20	<20	<20	<20	<20	<20 UJ
PS Acid	<2.0 UJ	<2.0 UJ	<2.0	<2.0	<2.0	<2.0	<2.0	<2.0 UJ
Hydro-PS Acid	<2.0 UJ	<2.0 UJ	<2.0	<2.0	<2.0	<2.0	<2.0	<2.0 UJ
R-PSDA	<2.0 UJ	<2.0 UJ	<2.0	<2.0	<2.0	<2.0	<2.0	<2.0 UJ
Hydrolyzed PSDA	<2.0 UJ	<2.0 UJ	<2.0	<2.0	<2.0	<2.0	<2.0	<2.0 UJ
R-PSDCA	<2.0 UJ	<2.0 UJ	<2.0	<2.0	<2.0	<2.0	<2.0	<2.0 UJ
NVHOS, Acid Form	<2.0 UJ	<2.0 UJ	<2.0	<2.0	<2.0	<2.0	<2.0	<2.0 UJ
EVE Acid	<2.0 UJ	<2.0 UJ	<2.0	<2.0	<2.0	<2.0	<2.0	<2.0 UJ
Hydro-EVE Acid	<2.0 UJ	<2.0 UJ	<2.0	<2.0	<2.0	<2.0	<2.0	<2.0 UJ
R-EVE	<2.0 UJ	<2.0 UJ	<2.0	<2.0	<2.0	<2.0	<2.0	<2.0 UJ
PES	<2.0 UJ	<2.0 UJ	<2.0	<2.0	<2.0	<2.0	<2.0	<2.0 UJ
PFECA B	<2.0 UJ	<2.0 UJ	<2.0	<2.0	<2.0	<2.0	<2.0	<2.0 UJ
PFECA-G	<2.0 UJ	<2.0 UJ	<2.0	<2.0	<2.0	<2.0	<2.0	<2.0 UJ
Total Table 3+ (17 compounds)^{1,2}	ND	ND	ND	ND	ND	ND	ND	ND
Total Table 3+ (20 compounds)¹	ND	ND	ND	ND	ND	ND	ND	ND
Perfluorobutanoic Acid	<5.0	<5.0	<5.0 UJ	<5.0	<5.0 UJ	<5.0 UJ	<5.0 UJ	<5.0
Perfluorodecanoic Acid	<2.0	<2.0	<2.0 UJ	<2.0	<2.0 UJ	<2.0 UJ	<2.0 UJ	<2.0
Perfluorododecanoic Acid	<2.0	<2.0	<2.0 UJ	<2.0	<2.0 UJ	<2.0 UJ	<2.0 UJ	<2.0
Perfluoroheptanoic Acid	<2.0	<2.0	<2.0	<2.0	<2.0	<2.0	<2.0	<2.0
Perfluorohexadecanoic Acid (PFHxDA)	<2.0	<2.0	<2.0 UJ	<2.0	<2.0 UJ	<2.0 UJ	<2.0 UJ	<2.0
Perfluorohexanoic Acid	<2.0	<2.0	<2.0 UJ	<2.0	<2.0 UJ	<2.0 UJ	<2.0 UJ	<2.0
Perfluorononanoic Acid	<2.0	<2.0	<2.0 UJ	<2.0	<2.0 UJ	<2.0 UJ	<2.0 UJ	<2.0
Perfluorooctadecanoic Acid	<2.0	<2.0	<2.0 UJ	<2.0	<2.0 UJ	<2.0 UJ	<2.0 UJ	<2.0
Perfluoropentanoic Acid	<2.0	<2.0	<2.0 UJ	<2.0	<2.0 UJ	<2.0 UJ	<2.0 UJ	<2.0
Perfluorotetradecanoic Acid	<2.0	<2.0	<2.0 UJ	<2.0	<2.0 UJ	<2.0 UJ	<2.0 UJ	<2.0
Perfluorotridecanoic Acid	<2.0	<2.0	<2.0 UJ	<2.0	<2.0 UJ	<2.0 UJ	<2.0 UJ	<2.0
Perfluoroundecanoic Acid	<2.0	<2.0	<2.0 UJ	<2.0	<2.0 UJ	<2.0 UJ	<2.0 UJ	<2.0
PFOA	<2.0	<2.0	<2.0 UJ	<2.0	<2.0 UJ	<2.0 UJ	<2.0 UJ	<2.0

TABLE A1
ANALYTICAL RESULTS - 2021 Q3 AND Q4 SAMPLING EVENTS
Chemours Fayetteville Works, North Carolina

Location ID	FBLK	FBLK
Sampling Event	December 2021	December 2021
Field Sample ID	STW-LOC-FB-120921	STW-LOC-FB-121021
Date Sampled	12/09/2021	12/10/2021
Analytical Laboratory	TestAmerica	TestAmerica
QA/QC	Field Blank	Field Blank
Table 3+ SOP (ng/L)		
Hfpo Dimer Acid	<2.0 UJ	<2.0 UJ
PFMOAA	<2.0 UJ	<2.0 UJ
PFO2HxA	<2.0 UJ	<2.0 UJ
PFO3OA	<2.0 UJ	<2.0 UJ
PFO4DA	<2.0 UJ	<2.0 UJ
PFO5DA	<2.0 UJ	<2.0 UJ
PMPA	<10 UJ	<10 UJ
PEPA	<20 UJ	<20 UJ
PS Acid	<2.0 UJ	<2.0 UJ
Hydro-PS Acid	<2.0 UJ	<2.0 UJ
R-PSDA	<2.0 UJ	<2.0 UJ
Hydrolyzed PSDA	<2.0 UJ	<2.0 UJ
R-PSDCA	<2.0 UJ	<2.0 UJ
NVHOS, Acid Form	<2.0 UJ	<2.0 UJ
EVE Acid	<2.0 UJ	<2.0 UJ
Hydro-EVE Acid	<2.0 UJ	<2.0 UJ
R-EVE	<2.0 UJ	<2.0 UJ
PES	<2.0 UJ	<2.0 UJ
PFECA B	<2.0 UJ	<2.0 UJ
PFECA-G	<2.0 UJ	<2.0 UJ
Total Table 3+ (17 compounds)^{1,2}	ND	ND
Total Table 3+ (20 compounds)¹	ND	ND
Perfluorobutanoic Acid	<5.0	<5.0
Perfluorodecanoic Acid	<2.0	<2.0
Perfluorododecanoic Acid	<2.0	<2.0
Perfluoroheptanoic Acid	<2.0	<2.0
Perfluorohexadecanoic Acid (PFHxDA)	<2.0	<2.0
Perfluorohexanoic Acid	<2.0	<2.0
Perfluorononanoic Acid	<2.0	<2.0
Perfluorooctadecanoic Acid	<2.0	<2.0
Perfluoropentanoic Acid	<2.0	<2.0
Perfluorotetradecanoic Acid	<2.0	<2.0
Perfluorotridecanoic Acid	<2.0	<2.0
Perfluoroundecanoic Acid	<2.0	<2.0
PFOA	<2.0	<2.0

Notes:

1 - Total Table 3+ was calculated including J qualified data but not non-detect data. The total Table 3+ sum is rounded to two significant figures.

2 - Total Table 3+ (17 Compounds) does not include R-PSDA, Hydrolyzed PSDA and R-EVE.

Bold - Analyte detected above associated reporting limit.

J - Analyte detected. Reported value may not be accurate or precise.

UJ - Analyte not detected. Reporting limit may not be accurate or precise.

QA/QC - Quality assurance/ quality control

SOP - standard operating procedure

< - Analyte not detected above associated reporting limit.

ND - No Table 3+ compounds were detected above their associated reporting limits.

Appendix B

Field Parameters

TABLE B1
FIELD PARAMETERS - 2021 QUARTER 3 AND 4
Chemours Fayetteville Works, North Carolina

Location	Sampling Method	pH			Temperature (°C)			Specific Conductivity (mS/cm)			Dissolved Oxygen (mg/L)			ORP (mV)			Turbidity (NTU)			Observation at Sample Location
		August 2021	September 2021	December 2021	August 2021	September 2021	December 2021	August 2021	September 2021	December 2021	August 2021	September 2021	December 2021	August 2021	September 2021	December 2021	August 2021	September 2021	December 2021	
1	Temporal Composite	7.6	7.7	7.8	29.9	24.8	15.4	0.14	0.13	0.19	7.1	7.3	9.2	442	104	92	9	6	6	-
2	Temporal Composite	6.2	7.3	7.7	24.8	24.7	16.5	0.02	0.07	0.03	7.5	7.6	9.4	183	76	100	4	14	10	-
3	Temporal Composite	6.3	6.6	7.4	25.5	24.9	16.0	0.03	0.06	0.08	7.8	7.8	9.4	198	97	131	106	3	23	-
4	Temporal Composite	6.3	6.0	8.4	26.0	24.8	14.4	0.02	0.06	0.02	7.9	7.9	9.7	194	111	67	18	1	8	-
5	Temporal Composite	6.5	7.1	8.5	25.8	24.2	14.7	0.02	0.48	0.06	8.0	7.8	9.4	190	123	41	32	49	28	-
6B	Grab	7.2	7.4	8.1	54.0	48.8	54.5	0.01	0.01	0.19	3.1	5.1	3.3	117	53	13	0	652	2	September 2021: Sample out of pipe onsite, temperature was noted to be hot to the touch.
7A	Temporal Composite	7.2	7.4	7.1	28.6	24.8	9.8	0.12	0.06	0.10	6.9	7.4	11.4	178	110	157	22	40	12	-
7B	Temporal Composite	7.2	7.4	7.3	27.7	24.9	9.8	0.17	0.08	0.12	6.8	7.4	10.5	187	107	88	11	22	34	-
7C	Temporal Composite	7.0	7.3	7.1	30.0	24.9	10.5	0.14	0.11	0.15	6.8	7.4	10.4	200	114	147	13	19	12	-
8	Temporal Composite	8.0	8.5	8.5	20.5	26.9	14.3	1.14	0.00	1.12	7.3	7.2	9.4	138	106	-14	3	2	1	-
9	Temporal Composite	6.7	7.2	7.4	28.0	24.9	18.3	0.13	0.11	0.17	7.0	7.4	8.4	412	117	115	7	7	5	-
9A	Grab	7.1	7.6	7.9	31.6	29.0	19.4	0.14	0.15	0.21	6.6	6.7	8.6	222	125	53	11	272	2	-
10	Temporal Composite	--	--	--	--	--	--	--	--	--	--	--	--	--	--	--	--	--	--	-
10A	Temporal Composite	7.1	6.8	7.8	29.6	25.1	17.2	0.14	0.11	1.77	6.7	7.3	8.6	467	119	88	7	10	6	-
11	Temporal Composite	--	6.6	7.2	--	25.0	15.4	--	0.02	0.10	--	7.4	9.0	--	129	157	--	24	27	-
12	Temporal Composite	7.3	7.0	8.0	29.0	24.6	16.1	0.19	0.09	0.08	7.4	7.4	9.3	349	107	88	0	15	15	-
13	Temporal Composite	7.1	7.4	7.1	29.6	24.7	13.4	0.14	0.01	0.02	6.8	7.4	10.0	200	91	136	13	5	4	-
14	Temporal Composite	7.7	7.5	8.2	34.3	25.0	21.9	0.19	0.03	0.41	6.9	7.4	7.4	291	98	18	0	3	13	-
15	Temporal Composite	7.4	7.4	7.1	30.0	24.5	9.6	0.12	0.08	0.11	6.7	7.4	10.2	209	113	110	15	44	21	-
18	Temporal Composite	9.2	9.0	9.3	27.9	28.3	18.9	0.12	0.17	0.16	6.3	6.8	7.2	48	58	12	84	82	92	-
19A	Grab	8.4	7.2	8.3	29.0	37.2	29.5	0.19	0.09	0.37	6.2	6.0	5.6	9	106	-21	41	217	213	-
19B	Grab	8.0	7.1	8.0	38.2	28.2	32.0	0.09	0.14	0.15	6.0	7.8	6.9	32	118	10	32	246	16	-
20	Temporal Composite	6.5	7.4	7.2	28.1	24.6	12.8	0.16	0.09	0.11	6.9	7.4	10.0	153	99	127	6	33	17	-
21A	Grab	7.1	--	--	31.9	--	--	0.18	--	--	7.1	--	--	192	--	--	11	--	--	-
21B	Grab	--	7.8	8.1	--	26.6	11.4	--	0.16	0.20	--	8.9	10.2	--	105	10	--	1172	2	-
22	Temporal Composite	9.4	9.3	9.4	30.4	30.4	23.3	0.26	0.00	0.36	6.0	6.2	7.0	-27	94	-88	59	298	190	-
23C-1	Temporal Composite	6.4	5.2	7.7	33.1	29.1	16.9	0.11	0.20	0.22	6.6	7.1	8.5	98	128	-18	1	11	9	-
23C-2	Temporal Composite	7.7	7.2	7.1	33.1	31.1	20.1	0.17	0.17	0.20	6.6	6.6	7.8	91	44	-23	0	1	2	-
23C-3	Temporal Composite	8.0	8.2	9.6	30.3	29.0	17.3	0.14	0.14	0.47	6.4	6.8	8.5	12	-27	6	67	44	125	-

Notes:

°C - degrees Celsius

mg/L - milligrams per liter

mS/cm - milliSiemens per centimeter

mV - millivolt

NTU - nephelometric turbidity units

ORP - oxidation reduction potential

-- - Field parameter not recorded

Field parameters for the temporal composite samples were collected during sampling directly from the water stream only.

Appendix C

Laboratory Reports and Data Review

Narrative Whitebooks

ADQM Data Review

Site: Chemours Fayetteville

Project: Stormwater Sampling 8/21

Project Reviewer: Bridget Gavaghan

Sample Summary

Field Sample ID	Lab Sample ID	Sample Matrix	Filtered	Sample Date	Sample Time	Sample
STW-LOC-1-6-081721	320-78167-1	Surface Water	N	08/17/2021	18:49	FS
STW-LOC-2-4-081721	320-78167-2	Surface Water	N	08/17/2021	16:51	FS
STW-LOC-3-2.5-081721	320-78167-3	Surface Water	N	08/17/2021	15:22	FS
STW-LOC-4-6-081721	320-78167-4	Surface Water	N	08/17/2021	18:55	FS
STW-LOC-5-3-081721	320-78167-5	Surface Water	N	08/17/2021	15:02	FS
STW-LOC-20-6-081721	320-78167-6	Surface Water	N	08/17/2021	18:56	FS
STW-LOC-7B-6-081721	320-78167-7	Surface Water	N	08/17/2021	19:07	FS
STW-LOC-FB-082321	320-78173-1	Blank Water	N	08/23/2021	10:00	FB
STW-LOC-EB-082321	320-78173-2	Blank Water	N	08/23/2021	10:05	EB
STW-LOC-EB-DR-082321	320-78173-3	Blank Water	N	08/23/2021	10:10	EB
STW-LOC-EB-IS-081721	320-78173-4	Blank Water	N	08/17/2021	17:05	EB
STW-LOC-FB-081721	320-78173-5	Blank Water	N	08/17/2021	17:00	FB
STW-LOC-23C-1-4-082321	320-78173-6	Surface Water	N	08/23/2021	15:51	FS
STW-LOC-23C-2-4-082321	320-78173-7	Surface Water	N	08/23/2021	14:50	FS
STW-LOC-23C-3-4-082321	320-78173-8	Surface Water	N	08/23/2021	14:31	FS
STW-LOC-7C-6-081721	320-78177-1	Surface Water	N	08/17/2021	19:07	FS
STW-LOC-9-6-081721	320-78177-2	Surface Water	N	08/17/2021	18:23	FS
STW-LOC-10A-6-081721	320-78177-3	Surface Water	N	08/17/2021	17:56	FS
STW-LOC-12-6-081721	320-78177-4	Surface Water	N	08/17/2021	18:26	FS
STW-LOC-13-6-081721	320-78177-5	Surface Water	N	08/17/2021	19:03	FS
STW-LOC-14-6-081721	320-78177-6	Surface Water	N	08/17/2021	18:22	FS
STW-LOC-15-6-081721	320-78177-7	Surface Water	N	08/17/2021	18:01	FS
STW-LOC-8-4-082321	320-78191-1	Surface Water	N	08/23/2021	13:35	FS
STW-LOC-8-4-082321-D	320-78191-2	Surface Water	N	08/23/2021	13:35	DUP
STW-LOC-7A-6-081721	320-78191-3	Surface Water	N	08/17/2021	18:44	FS
STW-LOC-7A-6-081721-D	320-78191-4	Surface Water	N	08/17/2021	18:44	DUP
STW-LOC-6B-082321	320-78196-1	Surface Water	N	08/23/2021	11:25	FS
STW-LOC-9A-082321	320-78196-2	Surface Water	N	08/23/2021	13:10	FS
STW-LOC-19A-082321	320-78196-3	Surface Water	N	08/23/2021	10:15	FS
STW-LOC-19B-082321	320-78196-4	Surface Water	N	08/23/2021	10:20	FS
STW-LOC-21A-082321	320-78196-5	Surface Water	N	08/23/2021	13:20	FS
STW-LOC-18-4-082321	320-78196-6	Surface Water	N	08/23/2021	14:22	FS
STW-LOC-22-4-082321	320-78196-7	Surface Water	N	08/23/2021	13:44	FS

* FS=Field Sample
 DUP=Field Duplicate
 FB=Field Blank
 EB=Equipment Blank
 TB=Trip Blank

Analytical Protocol

Lab Name	Lab Method	Parameter Category	Sampling Program
Eurofins TestAmerica, Sacramento	537 Modified	Per- and Polyfluorinated Alkyl Substances (PFAS)	Stormwater Sampling 8/21
Eurofins TestAmerica, Sacramento	Cl. Spec. Table 3 Compound SOP	Per- and Polyfluorinated Alkyl Substances (PFAS)	Stormwater Sampling 8/21

ADQM Data Review Checklist

Item	Description	Yes	No*	Not Applicable (NA)*	DVM Narrative Report	Laboratory Report	Exception Report (ER) #
A	Did samples meet laboratory acceptability requirements upon receipt (i.e., intact, within temperature, properly preserved, and no headspace where applicable)?	X					
B	Were samples received by the laboratory in agreement with the associated chain of custody?	X					
C	Was the chain of custody properly completed by the laboratory and/or field team?	X					
D	Were samples prepped/analyzed by the laboratory within method holding times?		X		X	X	
E	Were QA/QC criteria met by the laboratory (method blanks, LCSs/LCSDs, MSs/MSDs, PDSs, SDs, duplicates/replicates, surrogates, total/dissolved differences/RPDs, sample results within calibration range)?		X		X	X	
F	Were detections in field/equipment/trip blanks at levels not requiring sample data qualification?	X					
G	Were all data usable and not R qualified?	X					
ER#	Description						
Other QA/QC Items to Note:							

* See DVM Narrative Report, Laboratory Report, and/or ER # for further details as indicated.

The electronic data submitted for this project were reviewed via the Data Verification Module (DVM) process. Overall, the data are acceptable for use without qualification, except as noted on the attached DVM Narrative Report.

The lab reports due to a large page count are stored on a network shared drive and are available to be posted on external shared drives, or on a flash drive.

Data Verification Module (DVM)

The DVM is an internal review process used by the ADQM group to assist with the determination of data usability. The electronic data deliverables received from the laboratory are loaded into the Locus EIM™ database and processed through a series of data quality checks, which are a combination of software, Locus EIM™ database Data Verification Module (DVM), and manual reviewer evaluations. The data are evaluated against the following data usability checks:

- Field and laboratory blank contamination
- US EPA hold time criteria
- Missing Quality Control (QC) samples
- Matrix spike (MS)/matrix spike duplicate (MSD) recoveries and the relative percent differences (RPDs) between these spikes
- Laboratory control sample (LCS)/laboratory control sample duplicate (LCSD) recoveries and the RPD between these spikes
- Surrogate spike recoveries for organic analyses
- Difference/RPD between field duplicate sample pairs
- RPD between laboratory replicates for inorganic analyses
- Difference/percent difference between total and dissolved sample pairs

There are two qualifier fields in EIM:

Laboratory Qualifier is the qualifier assigned by the laboratory and may not reflect the usability of the data. This qualifier may have many different meanings and can vary between labs and over time within the same lab. Please refer to the laboratory report for a description of the laboratory qualifiers. As they are laboratory descriptors they are not to be used when evaluating the data.

Validation Qualifier is the 3rd party formal validation qualifier if this was performed. Otherwise this field contains the qualifier resulting from the ADQM DVM review process. This qualifier assesses the usability of the data and may not equal the laboratory qualifier. The DVM applies the following data evaluation qualifiers to analysis results, as warranted:

Qualifier	Definition
B	Not detected substantially above the level reported in the laboratory or field blanks.
R	Unusable result. Analyte may or may not be present in the sample.
J	Analyte present. Reported value may not be accurate or precise.
UJ	Not detected. Reporting limit may not be accurate or precise.

The **Validation Status Code** field is set to "DVM" if the ADQM DVM process has been performed. If the DVM has not been run, the field will be blank.

If the DVM has been run (**Validation Status Code** equals "DVM"), use the **Validation Qualifier**.

If the data have been validated by a third party, the field "**Validated By**" will be set to the validator (e.g., ESI for Environmental Standards, Inc.).

DVM Narrative Report**Site:** Fayetteville**Sampling Program:** Stormwater Sampling 8/21**Validation Options:** LABSTATS**Validation Reason**

Only one surrogate has relative percent recovery (RPR) values outside control limits and the parameter is a PFC (Nondetects).

Field Sample ID	Date Sampled	Lab Sample ID	Analyte	Result	Units	Type	MDL	PQL	Validation Qualifier	Analytical Method	Pre-prep	Prep
STW-LOC-19B-082321	08/23/2021	320-78196-4	Perfluorooctadecanoic Acid	0.0020	ug/L	PQL		0.0020	UJ	537 Modified		3535_PFC
STW-LOC-19B-082321	08/23/2021	320-78196-4	Perfluorotetradecanoic Acid	0.0020	UG/L	PQL		0.0020	UJ	537 Modified		3535_PFC
STW-LOC-19B-082321	08/23/2021	320-78196-4	Perfluorotridecanoic Acid	0.0020	UG/L	PQL		0.0020	UJ	537 Modified		3535_PFC

Site: Fayetteville

Sampling Program: Stormwater Sampling 8/21

Validation Options: LABSTATS

Validation Reason Associated MS and/or MSD analysis had relative percent recovery (RPR) values less than the lower control limit. The actual detection limits may be higher than reported.

Field Sample ID	Date Sampled	Lab Sample ID	Analyte	Result	Units	Type	MDL	PQL	Validation Qualifier	Analytical Method	Pre-prep	Prep
STW-LOC-22-4-082321	08/23/2021	320-78196-7	R-PSDA	0.0020	UG/L	PQL		0.0020	UJ	Cl. Spec. Table 3 Compound SOP		PFAS_DI_Prep
STW-LOC-22-4-082321	08/23/2021	320-78196-7	R-PSDA	0.0020	UG/L	PQL		0.0020	UJ	Cl. Spec. Table 3 Compound SOP		PFAS_DI_Prep
STW-LOC-22-4-082321	08/23/2021	320-78196-7	Hydrolyzed PSDA	0.0020	UG/L	PQL		0.0020	UJ	Cl. Spec. Table 3 Compound SOP		PFAS_DI_Prep
STW-LOC-22-4-082321	08/23/2021	320-78196-7	R-EVE	0.0020	UG/L	PQL		0.0020	UJ	Cl. Spec. Table 3 Compound SOP		PFAS_DI_Prep
STW-LOC-22-4-082321	08/23/2021	320-78196-7	R-EVE	0.0020	UG/L	PQL		0.0020	UJ	Cl. Spec. Table 3 Compound SOP		PFAS_DI_Prep
STW-LOC-22-4-082321	08/23/2021	320-78196-7	PFO3OA	0.0020	ug/L	PQL		0.0020	UJ	Cl. Spec. Table 3 Compound SOP		PFAS_DI_Prep
STW-LOC-22-4-082321	08/23/2021	320-78196-7	PFO3OA	0.0020	ug/L	PQL		0.0020	UJ	Cl. Spec. Table 3 Compound SOP		PFAS_DI_Prep
STW-LOC-22-4-082321	08/23/2021	320-78196-7	PFECA-G	0.0020	UG/L	PQL		0.0020	UJ	Cl. Spec. Table 3 Compound SOP		PFAS_DI_Prep
STW-LOC-22-4-082321	08/23/2021	320-78196-7	PFECA-G	0.0020	UG/L	PQL		0.0020	UJ	Cl. Spec. Table 3 Compound SOP		PFAS_DI_Prep

Site: Fayetteville

Sampling Program: Stormwater Sampling 8/21

Validation Options: LABSTATS

Validation Reason The preparation hold time for this sample was exceeded. The reporting limit may be biased low.

Field Sample ID	Date	Sampled Lab Sample ID	Analyte	Result	Units	Type	MDL	PQL	Validation Qualifier	Analytical Method	Pre-prep	Prep
STW-LOC-1-6-081721	08/17/2021	320-78167-1	Perfluorooctadecanoic Acid	0.0020	ug/L	PQL		0.0020	UJ	537 Modified		3535_PFC
STW-LOC-1-6-081721	08/17/2021	320-78167-1	Perfluoroundecanoic Acid	0.0020	UG/L	PQL		0.0020	UJ	537 Modified		3535_PFC
STW-LOC-1-6-081721	08/17/2021	320-78167-1	Perfluorododecanoic Acid	0.0020	UG/L	PQL		0.0020	UJ	537 Modified		3535_PFC
STW-LOC-1-6-081721	08/17/2021	320-78167-1	Perfluorodecanoic Acid	0.0020	UG/L	PQL		0.0020	UJ	537 Modified		3535_PFC
STW-LOC-1-6-081721	08/17/2021	320-78167-1	Perfluorobutanoic Acid	0.0050	UG/L	PQL		0.0050	UJ	537 Modified		3535_PFC
STW-LOC-1-6-081721	08/17/2021	320-78167-1	Perfluorononanoic Acid	0.0020	UG/L	PQL		0.0020	UJ	537 Modified		3535_PFC
STW-LOC-1-6-081721	08/17/2021	320-78167-1	Perfluorotetradecanoic Acid	0.0020	UG/L	PQL		0.0020	UJ	537 Modified		3535_PFC
STW-LOC-1-6-081721	08/17/2021	320-78167-1	Perfluorohexadecanoic Acid (PFHxDA)	0.0020	ug/L	PQL		0.0020	UJ	537 Modified		3535_PFC
STW-LOC-1-6-081721	08/17/2021	320-78167-1	Perfluorotridecanoic Acid	0.0020	UG/L	PQL		0.0020	UJ	537 Modified		3535_PFC
STW-LOC-10A-6-081721	08/17/2021	320-78177-3	Perfluorooctadecanoic Acid	0.0020	ug/L	PQL		0.0020	UJ	537 Modified		3535_PFC
STW-LOC-10A-6-081721	08/17/2021	320-78177-3	Perfluoroundecanoic Acid	0.0020	UG/L	PQL		0.0020	UJ	537 Modified		3535_PFC
STW-LOC-10A-6-081721	08/17/2021	320-78177-3	Perfluorononanoic Acid	0.0020	UG/L	PQL		0.0020	UJ	537 Modified		3535_PFC
STW-LOC-10A-6-081721	08/17/2021	320-78177-3	Perfluorotetradecanoic Acid	0.0020	UG/L	PQL		0.0020	UJ	537 Modified		3535_PFC
STW-LOC-10A-6-081721	08/17/2021	320-78177-3	Perfluorohexadecanoic Acid (PFHxDA)	0.0020	ug/L	PQL		0.0020	UJ	537 Modified		3535_PFC
STW-LOC-10A-6-081721	08/17/2021	320-78177-3	Perfluorotridecanoic Acid	0.0020	UG/L	PQL		0.0020	UJ	537 Modified		3535_PFC
STW-LOC-12-6-081721	08/17/2021	320-78177-4	Perfluorooctadecanoic Acid	0.0020	ug/L	PQL		0.0020	UJ	537 Modified		3535_PFC
STW-LOC-12-6-081721	08/17/2021	320-78177-4	Perfluoroundecanoic Acid	0.0020	UG/L	PQL		0.0020	UJ	537 Modified		3535_PFC
STW-LOC-10A-6-081721	08/17/2021	320-78177-3	Perfluorododecanoic Acid	0.0020	UG/L	PQL		0.0020	UJ	537 Modified		3535_PFC
STW-LOC-10A-6-081721	08/17/2021	320-78177-3	Perfluorodecanoic Acid	0.0020	UG/L	PQL		0.0020	UJ	537 Modified		3535_PFC
STW-LOC-12-6-081721	08/17/2021	320-78177-4	Perfluorodecanoic Acid	0.0020	UG/L	PQL		0.0020	UJ	537 Modified		3535_PFC
STW-LOC-12-6-081721	08/17/2021	320-78177-4	Perfluorotetradecanoic Acid	0.0020	UG/L	PQL		0.0020	UJ	537 Modified		3535_PFC
STW-LOC-12-6-081721	08/17/2021	320-78177-4	Perfluorohexadecanoic Acid (PFHxDA)	0.0020	ug/L	PQL		0.0020	UJ	537 Modified		3535_PFC
STW-LOC-12-6-081721	08/17/2021	320-78177-4	Perfluorotridecanoic Acid	0.0020	UG/L	PQL		0.0020	UJ	537 Modified		3535_PFC

Site: Fayetteville

Sampling Program: Stormwater Sampling 8/21

Validation Options: LABSTATS

Validation Reason The preparation hold time for this sample was exceeded. The reporting limit may be biased low.

Field Sample ID	Date Sampled	Lab Sample ID	Analyte	Result	Units	Type	MDL	PQL	Validation Qualifier	Analytical Method	Pre-prep	Prep
STW-LOC-13-6-081721	08/17/2021	320-78177-5	Perfluorooctadecanoic Acid	0.0020	ug/L	PQL		0.0020	UJ	537 Modified		3535_PFC
STW-LOC-12-6-081721	08/17/2021	320-78177-4	Perfluorododecanoic Acid	0.0020	UG/L	PQL		0.0020	UJ	537 Modified		3535_PFC
STW-LOC-13-6-081721	08/17/2021	320-78177-5	Perfluorododecanoic Acid	0.0020	UG/L	PQL		0.0020	UJ	537 Modified		3535_PFC
STW-LOC-13-6-081721	08/17/2021	320-78177-5	Perfluorodecanoic Acid	0.0020	UG/L	PQL		0.0020	UJ	537 Modified		3535_PFC
STW-LOC-13-6-081721	08/17/2021	320-78177-5	Perfluoroheptanoic Acid	0.0020	UG/L	PQL		0.0020	UJ	537 Modified		3535_PFC
STW-LOC-13-6-081721	08/17/2021	320-78177-5	Perfluorotetradecanoic Acid	0.0020	UG/L	PQL		0.0020	UJ	537 Modified		3535_PFC
STW-LOC-13-6-081721	08/17/2021	320-78177-5	Perfluorohexadecanoic Acid (PFHxDA)	0.0020	ug/L	PQL		0.0020	UJ	537 Modified		3535_PFC
STW-LOC-13-6-081721	08/17/2021	320-78177-5	Perfluorotridecanoic Acid	0.0020	UG/L	PQL		0.0020	UJ	537 Modified		3535_PFC
STW-LOC-14-6-081721	08/17/2021	320-78177-6	Perfluorooctadecanoic Acid	0.0020	ug/L	PQL		0.0020	UJ	537 Modified		3535_PFC
STW-LOC-14-6-081721	08/17/2021	320-78177-6	Perfluoroundecanoic Acid	0.0020	UG/L	PQL		0.0020	UJ	537 Modified		3535_PFC
STW-LOC-14-6-081721	08/17/2021	320-78177-6	Perfluorononanoic Acid	0.0020	UG/L	PQL		0.0020	UJ	537 Modified		3535_PFC
STW-LOC-14-6-081721	08/17/2021	320-78177-6	Perfluorotetradecanoic Acid	0.0020	UG/L	PQL		0.0020	UJ	537 Modified		3535_PFC
STW-LOC-14-6-081721	08/17/2021	320-78177-6	Perfluorohexadecanoic Acid (PFHxDA)	0.0020	ug/L	PQL		0.0020	UJ	537 Modified		3535_PFC
STW-LOC-14-6-081721	08/17/2021	320-78177-6	Perfluorotridecanoic Acid	0.0020	UG/L	PQL		0.0020	UJ	537 Modified		3535_PFC
STW-LOC-15-6-081721	08/17/2021	320-78177-7	Perfluorooctadecanoic Acid	0.0020	ug/L	PQL		0.0020	UJ	537 Modified		3535_PFC
STW-LOC-15-6-081721	08/17/2021	320-78177-7	Perfluoroundecanoic Acid	0.0020	UG/L	PQL		0.0020	UJ	537 Modified		3535_PFC
STW-LOC-14-6-081721	08/17/2021	320-78177-6	Perfluorododecanoic Acid	0.0020	UG/L	PQL		0.0020	UJ	537 Modified		3535_PFC
STW-LOC-14-6-081721	08/17/2021	320-78177-6	Perfluorodecanoic Acid	0.0020	UG/L	PQL		0.0020	UJ	537 Modified		3535_PFC
STW-LOC-15-6-081721	08/17/2021	320-78177-7	Perfluorododecanoic Acid	0.0020	UG/L	PQL		0.0020	UJ	537 Modified		3535_PFC
STW-LOC-15-6-081721	08/17/2021	320-78177-7	Perfluorodecanoic Acid	0.0020	UG/L	PQL		0.0020	UJ	537 Modified		3535_PFC
STW-LOC-15-6-081721	08/17/2021	320-78177-7	Perfluorobutanoic Acid	0.0050	UG/L	PQL		0.0050	UJ	537 Modified		3535_PFC
STW-LOC-15-6-081721	08/17/2021	320-78177-7	Perfluorononanoic Acid	0.0020	UG/L	PQL		0.0020	UJ	537 Modified		3535_PFC
STW-LOC-15-6-081721	08/17/2021	320-78177-7	Perfluorotetradecanoic Acid	0.0020	UG/L	PQL		0.0020	UJ	537 Modified		3535_PFC

Site: Fayetteville

Sampling Program: Stormwater Sampling 8/21

Validation Options: LABSTATS

Validation Reason The preparation hold time for this sample was exceeded. The reporting limit may be biased low.

Field Sample ID	Date Sampled	Lab Sample ID	Analyte	Result	Units	Type	MDL	PQL	Validation Qualifier	Analytical Method	Pre-prep	Prep
STW-LOC-15-6-081721	08/17/2021	320-78177-7	Perfluorohexadecanoic Acid (PFHxDA)	0.0020	ug/L	PQL		0.0020	UJ	537 Modified		3535_PFC
STW-LOC-15-6-081721	08/17/2021	320-78177-7	Perfluorotridecanoic Acid	0.0020	UG/L	PQL		0.0020	UJ	537 Modified		3535_PFC
STW-LOC-19B-082321	08/23/2021	320-78196-4	Perfluorohexadecanoic Acid (PFHxDA)	0.022	ug/L	PQL		0.022	UJ	537 Modified		3535_PFC
STW-LOC-2-4-081721	08/17/2021	320-78167-2	Perfluorooctadecanoic Acid	0.0020	ug/L	PQL		0.0020	UJ	537 Modified		3535_PFC
STW-LOC-2-4-081721	08/17/2021	320-78167-2	Perfluoroundecanoic Acid	0.0020	UG/L	PQL		0.0020	UJ	537 Modified		3535_PFC
STW-LOC-2-4-081721	08/17/2021	320-78167-2	Perfluorononanoic Acid	0.0020	UG/L	PQL		0.0020	UJ	537 Modified		3535_PFC
STW-LOC-2-4-081721	08/17/2021	320-78167-2	Perfluorotetradecanoic Acid	0.0020	UG/L	PQL		0.0020	UJ	537 Modified		3535_PFC
STW-LOC-2-4-081721	08/17/2021	320-78167-2	Perfluorohexadecanoic Acid (PFHxDA)	0.0020	ug/L	PQL		0.0020	UJ	537 Modified		3535_PFC
STW-LOC-2-4-081721	08/17/2021	320-78167-2	Perfluorotridecanoic Acid	0.0020	UG/L	PQL		0.0020	UJ	537 Modified		3535_PFC
STW-LOC-20-6-081721	08/17/2021	320-78167-6	Perfluorooctadecanoic Acid	0.0020	ug/L	PQL		0.0020	UJ	537 Modified		3535_PFC
STW-LOC-20-6-081721	08/17/2021	320-78167-6	Perfluoroundecanoic Acid	0.0020	UG/L	PQL		0.0020	UJ	537 Modified		3535_PFC
STW-LOC-2-4-081721	08/17/2021	320-78167-2	Perfluorododecanoic Acid	0.0020	UG/L	PQL		0.0020	UJ	537 Modified		3535_PFC
STW-LOC-2-4-081721	08/17/2021	320-78167-2	Perfluorodecanoic Acid	0.0020	UG/L	PQL		0.0020	UJ	537 Modified		3535_PFC
STW-LOC-2-4-081721	08/17/2021	320-78167-2	Perfluorobutanoic Acid	0.0050	UG/L	PQL		0.0050	UJ	537 Modified		3535_PFC
STW-LOC-20-6-081721	08/17/2021	320-78167-6	Perfluorododecanoic Acid	0.0020	UG/L	PQL		0.0020	UJ	537 Modified		3535_PFC
STW-LOC-20-6-081721	08/17/2021	320-78167-6	Perfluorodecanoic Acid	0.0020	UG/L	PQL		0.0020	UJ	537 Modified		3535_PFC
STW-LOC-20-6-081721	08/17/2021	320-78167-6	Perfluorononanoic Acid	0.0020	UG/L	PQL		0.0020	UJ	537 Modified		3535_PFC
STW-LOC-20-6-081721	08/17/2021	320-78167-6	Perfluorotetradecanoic Acid	0.0020	UG/L	PQL		0.0020	UJ	537 Modified		3535_PFC
STW-LOC-20-6-081721	08/17/2021	320-78167-6	Perfluorohexadecanoic Acid (PFHxDA)	0.0020	ug/L	PQL		0.0020	UJ	537 Modified		3535_PFC
STW-LOC-20-6-081721	08/17/2021	320-78167-6	Perfluorotridecanoic Acid	0.0020	UG/L	PQL		0.0020	UJ	537 Modified		3535_PFC
STW-LOC-3-2.5-081721	08/17/2021	320-78167-3	Perfluorooctadecanoic Acid	0.0020	ug/L	PQL		0.0020	UJ	537 Modified		3535_PFC
STW-LOC-3-2.5-081721	08/17/2021	320-78167-3	Perfluoroundecanoic Acid	0.0020	UG/L	PQL		0.0020	UJ	537 Modified		3535_PFC
STW-LOC-3-2.5-081721	08/17/2021	320-78167-3	Perfluorononanoic Acid	0.0020	UG/L	PQL		0.0020	UJ	537 Modified		3535_PFC

Site: Fayetteville

Sampling Program: Stormwater Sampling 8/21

Validation Options: LABSTATS

Validation Reason The preparation hold time for this sample was exceeded. The reporting limit may be biased low.

Field Sample ID	Date	Sampled Lab Sample ID	Analyte	Result	Units	Type	MDL	PQL	Validation Qualifier	Analytical Method	Pre-prep	Prep
STW-LOC-3-2.5-081721	08/17/2021	320-78167-3	Perfluorotetradecanoic Acid	0.0020	UG/L	PQL		0.0020	UJ	537 Modified		3535_PFC
STW-LOC-3-2.5-081721	08/17/2021	320-78167-3	Perfluorohexadecanoic Acid (PFHxDA)	0.0020	ug/L	PQL		0.0020	UJ	537 Modified		3535_PFC
STW-LOC-3-2.5-081721	08/17/2021	320-78167-3	Perfluorotridecanoic Acid	0.0020	UG/L	PQL		0.0020	UJ	537 Modified		3535_PFC
STW-LOC-4-6-081721	08/17/2021	320-78167-4	Perfluorooctadecanoic Acid	0.0020	ug/L	PQL		0.0020	UJ	537 Modified		3535_PFC
STW-LOC-4-6-081721	08/17/2021	320-78167-4	Perfluoroundecanoic Acid	0.0020	UG/L	PQL		0.0020	UJ	537 Modified		3535_PFC
STW-LOC-3-2.5-081721	08/17/2021	320-78167-3	Perfluorohexanoic Acid	0.0020	UG/L	PQL		0.0020	UJ	537 Modified		3535_PFC
STW-LOC-3-2.5-081721	08/17/2021	320-78167-3	Perfluorododecanoic Acid	0.0020	UG/L	PQL		0.0020	UJ	537 Modified		3535_PFC
STW-LOC-3-2.5-081721	08/17/2021	320-78167-3	Perfluorodecanoic Acid	0.0020	UG/L	PQL		0.0020	UJ	537 Modified		3535_PFC
STW-LOC-4-6-081721	08/17/2021	320-78167-4	Perfluoropentanoic Acid	0.0020	UG/L	PQL		0.0020	UJ	537 Modified		3535_PFC
STW-LOC-4-6-081721	08/17/2021	320-78167-4	Perfluorohexanoic Acid	0.0020	UG/L	PQL		0.0020	UJ	537 Modified		3535_PFC
STW-LOC-4-6-081721	08/17/2021	320-78167-4	Perfluorododecanoic Acid	0.0020	UG/L	PQL		0.0020	UJ	537 Modified		3535_PFC
STW-LOC-4-6-081721	08/17/2021	320-78167-4	Perfluorodecanoic Acid	0.0020	UG/L	PQL		0.0020	UJ	537 Modified		3535_PFC
STW-LOC-4-6-081721	08/17/2021	320-78167-4	Perfluorobutanoic Acid	0.0050	UG/L	PQL		0.0050	UJ	537 Modified		3535_PFC
STW-LOC-4-6-081721	08/17/2021	320-78167-4	Perfluoroheptanoic Acid	0.0020	UG/L	PQL		0.0020	UJ	537 Modified		3535_PFC
STW-LOC-4-6-081721	08/17/2021	320-78167-4	Perfluorononanoic Acid	0.0020	UG/L	PQL		0.0020	UJ	537 Modified		3535_PFC
STW-LOC-4-6-081721	08/17/2021	320-78167-4	Perfluorotetradecanoic Acid	0.0020	UG/L	PQL		0.0020	UJ	537 Modified		3535_PFC
STW-LOC-4-6-081721	08/17/2021	320-78167-4	Perfluorohexadecanoic Acid (PFHxDA)	0.0020	ug/L	PQL		0.0020	UJ	537 Modified		3535_PFC
STW-LOC-4-6-081721	08/17/2021	320-78167-4	Perfluorotridecanoic Acid	0.0020	UG/L	PQL		0.0020	UJ	537 Modified		3535_PFC
STW-LOC-5-3-081721	08/17/2021	320-78167-5	Perfluorooctadecanoic Acid	0.0020	ug/L	PQL		0.0020	UJ	537 Modified		3535_PFC
STW-LOC-5-3-081721	08/17/2021	320-78167-5	Perfluoroundecanoic Acid	0.0020	UG/L	PQL		0.0020	UJ	537 Modified		3535_PFC
STW-LOC-5-3-081721	08/17/2021	320-78167-5	Perfluoroheptanoic Acid	0.0020	UG/L	PQL		0.0020	UJ	537 Modified		3535_PFC
STW-LOC-5-3-081721	08/17/2021	320-78167-5	Perfluorononanoic Acid	0.0020	UG/L	PQL		0.0020	UJ	537 Modified		3535_PFC
STW-LOC-5-3-081721	08/17/2021	320-78167-5	Perfluorotetradecanoic Acid	0.0020	UG/L	PQL		0.0020	UJ	537 Modified		3535_PFC

Site: Fayetteville

Sampling Program: Stormwater Sampling 8/21

Validation Options: LABSTATS

Validation Reason The preparation hold time for this sample was exceeded. The reporting limit may be biased low.

Field Sample ID	Date	Sampled Lab Sample ID	Analyte	Result	Units	Type	MDL	PQL	Validation Qualifier	Analytical Method	Pre-prep	Prep
STW-LOC-5-3-081721	08/17/2021	320-78167-5	Perfluorohexadecanoic Acid (PFHxDA)	0.0020	ug/L	PQL		0.0020	UJ	537 Modified		3535_PFC
STW-LOC-5-3-081721	08/17/2021	320-78167-5	Perfluorotridecanoic Acid	0.0020	UG/L	PQL		0.0020	UJ	537 Modified		3535_PFC
STW-LOC-7A-6-081721	08/17/2021	320-78191-3	Perfluorooctadecanoic Acid	0.0020	ug/L	PQL		0.0020	UJ	537 Modified		3535_PFC
STW-LOC-7A-6-081721	08/17/2021	320-78191-3	Perfluoroundecanoic Acid	0.0020	UG/L	PQL		0.0020	UJ	537 Modified		3535_PFC
STW-LOC-5-3-081721	08/17/2021	320-78167-5	Perfluoropentanoic Acid	0.0020	UG/L	PQL		0.0020	UJ	537 Modified		3535_PFC
STW-LOC-5-3-081721	08/17/2021	320-78167-5	Perfluorohexanoic Acid	0.0020	UG/L	PQL		0.0020	UJ	537 Modified		3535_PFC
STW-LOC-5-3-081721	08/17/2021	320-78167-5	Perfluorododecanoic Acid	0.0020	UG/L	PQL		0.0020	UJ	537 Modified		3535_PFC
STW-LOC-5-3-081721	08/17/2021	320-78167-5	Perfluorodecanoic Acid	0.0020	UG/L	PQL		0.0020	UJ	537 Modified		3535_PFC
STW-LOC-7A-6-081721	08/17/2021	320-78191-3	Perfluorododecanoic Acid	0.0020	UG/L	PQL		0.0020	UJ	537 Modified		3535_PFC
STW-LOC-7A-6-081721	08/17/2021	320-78191-3	Perfluorononanoic Acid	0.0020	UG/L	PQL		0.0020	UJ	537 Modified		3535_PFC
STW-LOC-7A-6-081721	08/17/2021	320-78191-3	Perfluorotetradecanoic Acid	0.0020	UG/L	PQL		0.0020	UJ	537 Modified		3535_PFC
STW-LOC-7A-6-081721	08/17/2021	320-78191-3	Perfluorohexadecanoic Acid (PFHxDA)	0.0020	ug/L	PQL		0.0020	UJ	537 Modified		3535_PFC
STW-LOC-7A-6-081721	08/17/2021	320-78191-3	Perfluorotridecanoic Acid	0.0020	UG/L	PQL		0.0020	UJ	537 Modified		3535_PFC
STW-LOC-7A-6-081721	08/17/2021	320-78191-3	Perfluorononanoic Acid (trial)	0.0020	UG/L	PQL		0.0020	UJ	537 Modified		3535_PFC
STW-LOC-7A-6-081721	08/17/2021	320-78191-3	Perfluorodecanoic Acid (trial)	0.0020	UG/L	PQL		0.0020	UJ	537 Modified		3535_PFC
STW-LOC-7A-6-081721	08/17/2021	320-78191-3	Perfluoroundecanoic Acid (trial)	0.0020	UG/L	PQL		0.0020	UJ	537 Modified		3535_PFC
STW-LOC-7A-6-081721	08/17/2021	320-78191-3	Perfluorododecanoic Acid (trial)	0.0020	UG/L	PQL		0.0020	UJ	537 Modified		3535_PFC
STW-LOC-7A-6-081721	08/17/2021	320-78191-3	Perfluorotetradecanoic Acid (trial)	0.0020	UG/L	PQL		0.0020	UJ	537 Modified		3535_PFC
STW-LOC-7A-6-081721	08/17/2021	320-78191-3	Perfluorotridecanoic Acid (trial)	0.0020	UG/L	PQL		0.0020	UJ	537 Modified		3535_PFC
STW-LOC-7A-6-081721	08/17/2021	320-78191-3	PFHxDA (trial)	0.0020	UG/L	PQL		0.0020	UJ	537 Modified		3535_PFC
STW-LOC-7A-6-081721	08/17/2021	320-78191-3	Perfluorooctadecanoic Acid (trial)	0.0020	UG/L	PQL		0.0020	UJ	537 Modified		3535_PFC
STW-LOC-7A-6-081721-D	08/17/2021	320-78191-4	Perfluorooctadecanoic Acid	0.0020	ug/L	PQL		0.0020	UJ	537 Modified		3535_PFC
STW-LOC-7A-6-081721-D	08/17/2021	320-78191-4	Perfluoroundecanoic Acid	0.0020	UG/L	PQL		0.0020	UJ	537 Modified		3535_PFC

Site: Fayetteville

Sampling Program: Stormwater Sampling 8/21

Validation Options: LABSTATS

Validation Reason The preparation hold time for this sample was exceeded. The reporting limit may be biased low.

Field Sample ID	Date Sampled	Lab Sample ID	Analyte	Result	Units	Type	MDL	PQL	Validation Qualifier	Analytical Method	Pre-prep	Prep
STW-LOC-7A-6-081721-D	08/17/2021	320-78191-4	Perfluorononanoic Acid	0.0020	UG/L	PQL		0.0020	UJ	537 Modified		3535_PFC
STW-LOC-7A-6-081721-D	08/17/2021	320-78191-4	Perfluorotetradecanoic Acid	0.0020	UG/L	PQL		0.0020	UJ	537 Modified		3535_PFC
STW-LOC-7A-6-081721-D	08/17/2021	320-78191-4	Perfluorohexadecanoic Acid (PFHxDA)	0.0020	ug/L	PQL		0.0020	UJ	537 Modified		3535_PFC
STW-LOC-7A-6-081721-D	08/17/2021	320-78191-4	Perfluorotridecanoic Acid	0.0020	UG/L	PQL		0.0020	UJ	537 Modified		3535_PFC
STW-LOC-7B-6-081721	08/17/2021	320-78167-7	Perfluorooctadecanoic Acid	0.0020	ug/L	PQL		0.0020	UJ	537 Modified		3535_PFC
STW-LOC-7B-6-081721	08/17/2021	320-78167-7	Perfluoroundecanoic Acid	0.0020	UG/L	PQL		0.0020	UJ	537 Modified		3535_PFC
STW-LOC-7A-6-081721	08/17/2021	320-78191-3	Perfluorodecanoic Acid	0.0020	UG/L	PQL		0.0020	UJ	537 Modified		3535_PFC
STW-LOC-7A-6-081721-D	08/17/2021	320-78191-4	Perfluorododecanoic Acid	0.0020	UG/L	PQL		0.0020	UJ	537 Modified		3535_PFC
STW-LOC-7A-6-081721-D	08/17/2021	320-78191-4	Perfluorodecanoic Acid	0.0020	UG/L	PQL		0.0020	UJ	537 Modified		3535_PFC
STW-LOC-7B-6-081721	08/17/2021	320-78167-7	Perfluorododecanoic Acid	0.0020	UG/L	PQL		0.0020	UJ	537 Modified		3535_PFC
STW-LOC-7B-6-081721	08/17/2021	320-78167-7	Perfluorononanoic Acid	0.0020	UG/L	PQL		0.0020	UJ	537 Modified		3535_PFC
STW-LOC-7B-6-081721	08/17/2021	320-78167-7	Perfluorotetradecanoic Acid	0.0020	UG/L	PQL		0.0020	UJ	537 Modified		3535_PFC
STW-LOC-7B-6-081721	08/17/2021	320-78167-7	Perfluorohexadecanoic Acid (PFHxDA)	0.0020	ug/L	PQL		0.0020	UJ	537 Modified		3535_PFC
STW-LOC-7B-6-081721	08/17/2021	320-78167-7	Perfluorotridecanoic Acid	0.0020	UG/L	PQL		0.0020	UJ	537 Modified		3535_PFC
STW-LOC-7C-6-081721	08/17/2021	320-78177-1	Perfluorooctadecanoic Acid	0.0020	ug/L	PQL		0.0020	UJ	537 Modified		3535_PFC
STW-LOC-7C-6-081721	08/17/2021	320-78177-1	Perfluoroundecanoic Acid	0.0020	UG/L	PQL		0.0020	UJ	537 Modified		3535_PFC
STW-LOC-7C-6-081721	08/17/2021	320-78177-1	Perfluorononanoic Acid	0.0020	UG/L	PQL		0.0020	UJ	537 Modified		3535_PFC
STW-LOC-7C-6-081721	08/17/2021	320-78177-1	Perfluorotetradecanoic Acid	0.0020	UG/L	PQL		0.0020	UJ	537 Modified		3535_PFC
STW-LOC-7C-6-081721	08/17/2021	320-78177-1	Perfluorohexadecanoic Acid (PFHxDA)	0.0020	ug/L	PQL		0.0020	UJ	537 Modified		3535_PFC
STW-LOC-7C-6-081721	08/17/2021	320-78177-1	Perfluorotridecanoic Acid	0.0020	UG/L	PQL		0.0020	UJ	537 Modified		3535_PFC
STW-LOC-9-6-081721	08/17/2021	320-78177-2	Perfluorononanoic Acid	0.0020	UG/L	PQL		0.0020	UJ	537 Modified		3535_PFC
STW-LOC-9-6-081721	08/17/2021	320-78177-2	Perfluorotetradecanoic Acid	0.0020	UG/L	PQL		0.0020	UJ	537 Modified		3535_PFC
STW-LOC-9-6-081721	08/17/2021	320-78177-2	Perfluorohexadecanoic Acid (PFHxDA)	0.0020	ug/L	PQL		0.0020	UJ	537 Modified		3535_PFC

Site: Fayetteville

Sampling Program: Stormwater Sampling 8/21

Validation Options: LABSTATS

Validation Reason The preparation hold time for this sample was exceeded. The reporting limit may be biased low.

Field Sample ID	Date Sampled	Lab Sample ID	Analyte	Result	Units	Type	MDL	PQL	Validation Qualifier	Analytical Method	Pre-prep	Prep
STW-LOC-9-6-081721	08/17/2021	320-78177-2	Perfluorotridecanoic Acid	0.0020	UG/L	PQL		0.0020	UJ	537 Modified		3535_PFC
STW-LOC-EB-IS-081721	08/17/2021	320-78173-4	Perfluorooctadecanoic Acid	0.0020	ug/L	PQL		0.0020	UJ	537 Modified		3535_PFC
STW-LOC-EB-IS-081721	08/17/2021	320-78173-4	Perfluoroundecanoic Acid	0.0020	UG/L	PQL		0.0020	UJ	537 Modified		3535_PFC
STW-LOC-EB-IS-081721	08/17/2021	320-78173-4	Perfluoropentanoic Acid	0.0020	UG/L	PQL		0.0020	UJ	537 Modified		3535_PFC
STW-LOC-EB-IS-081721	08/17/2021	320-78173-4	Perfluorohexanoic Acid	0.0020	UG/L	PQL		0.0020	UJ	537 Modified		3535_PFC
STW-LOC-EB-IS-081721	08/17/2021	320-78173-4	Perfluorododecanoic Acid	0.0020	UG/L	PQL		0.0020	UJ	537 Modified		3535_PFC
STW-LOC-EB-IS-081721	08/17/2021	320-78173-4	PFOA	0.0020	UG/L	PQL		0.0020	UJ	537 Modified		3535_PFC
STW-LOC-EB-IS-081721	08/17/2021	320-78173-4	Perfluorodecanoic Acid	0.0020	UG/L	PQL		0.0020	UJ	537 Modified		3535_PFC
STW-LOC-EB-IS-081721	08/17/2021	320-78173-4	Perfluorobutanoic Acid	0.0050	UG/L	PQL		0.0050	UJ	537 Modified		3535_PFC
STW-LOC-EB-IS-081721	08/17/2021	320-78173-4	Perfluoroheptanoic Acid	0.0020	UG/L	PQL		0.0020	UJ	537 Modified		3535_PFC
STW-LOC-EB-IS-081721	08/17/2021	320-78173-4	Perfluorononanoic Acid	0.0020	UG/L	PQL		0.0020	UJ	537 Modified		3535_PFC
STW-LOC-EB-IS-081721	08/17/2021	320-78173-4	Perfluorotetradecanoic Acid	0.0020	UG/L	PQL		0.0020	UJ	537 Modified		3535_PFC
STW-LOC-EB-IS-081721	08/17/2021	320-78173-4	Perfluorohexadecanoic Acid (PFHxDA)	0.0020	ug/L	PQL		0.0020	UJ	537 Modified		3535_PFC
STW-LOC-EB-IS-081721	08/17/2021	320-78173-4	Perfluorotridecanoic Acid	0.0020	UG/L	PQL		0.0020	UJ	537 Modified		3535_PFC
STW-LOC-FB-081721	08/17/2021	320-78173-5	Perfluorooctadecanoic Acid	0.0020	ug/L	PQL		0.0020	UJ	537 Modified		3535_PFC
STW-LOC-FB-081721	08/17/2021	320-78173-5	Perfluoroundecanoic Acid	0.0020	UG/L	PQL		0.0020	UJ	537 Modified		3535_PFC
STW-LOC-FB-081721	08/17/2021	320-78173-5	Perfluoropentanoic Acid	0.0020	UG/L	PQL		0.0020	UJ	537 Modified		3535_PFC
STW-LOC-FB-081721	08/17/2021	320-78173-5	Perfluorohexanoic Acid	0.0020	UG/L	PQL		0.0020	UJ	537 Modified		3535_PFC
STW-LOC-FB-081721	08/17/2021	320-78173-5	Perfluorododecanoic Acid	0.0020	UG/L	PQL		0.0020	UJ	537 Modified		3535_PFC
STW-LOC-FB-081721	08/17/2021	320-78173-5	PFOA	0.0020	UG/L	PQL		0.0020	UJ	537 Modified		3535_PFC
STW-LOC-FB-081721	08/17/2021	320-78173-5	Perfluorodecanoic Acid	0.0020	UG/L	PQL		0.0020	UJ	537 Modified		3535_PFC
STW-LOC-FB-081721	08/17/2021	320-78173-5	Perfluorobutanoic Acid	0.0050	UG/L	PQL		0.0050	UJ	537 Modified		3535_PFC
STW-LOC-FB-081721	08/17/2021	320-78173-5	Perfluoroheptanoic Acid	0.0020	UG/L	PQL		0.0020	UJ	537 Modified		3535_PFC

Site: Fayetteville

Sampling Program: Stormwater Sampling 8/21

Validation Options: LABSTATS

Validation Reason The preparation hold time for this sample was exceeded. The reporting limit may be biased low.

Field Sample ID	Date Sampled	Lab Sample ID	Analyte	Result	Units	Type	MDL	PQL	Validation Qualifier	Analytical Method	Pre-prep	Prep
STW-LOC-FB-081721	08/17/2021	320-78173-5	Perfluorononanoic Acid	0.0020	UG/L	PQL		0.0020	UJ	537 Modified		3535_PFC
STW-LOC-FB-081721	08/17/2021	320-78173-5	Perfluorotetradecanoic Acid	0.0020	UG/L	PQL		0.0020	UJ	537 Modified		3535_PFC
STW-LOC-FB-081721	08/17/2021	320-78173-5	Perfluorohexadecanoic Acid (PFHxDA)	0.0020	ug/L	PQL		0.0020	UJ	537 Modified		3535_PFC
STW-LOC-FB-081721	08/17/2021	320-78173-5	Perfluorotridecanoic Acid	0.0020	UG/L	PQL		0.0020	UJ	537 Modified		3535_PFC
STW-LOC-7B-6-081721	08/17/2021	320-78167-7	Perfluorodecanoic Acid	0.0020	UG/L	PQL		0.0020	UJ	537 Modified		3535_PFC
STW-LOC-7C-6-081721	08/17/2021	320-78177-1	Perfluorododecanoic Acid	0.0020	UG/L	PQL		0.0020	UJ	537 Modified		3535_PFC
STW-LOC-9-6-081721	08/17/2021	320-78177-2	Perfluorooctadecanoic Acid	0.0020	ug/L	PQL		0.0020	UJ	537 Modified		3535_PFC
STW-LOC-9-6-081721	08/17/2021	320-78177-2	Perfluoroundecanoic Acid	0.0020	UG/L	PQL		0.0020	UJ	537 Modified		3535_PFC
STW-LOC-7C-6-081721	08/17/2021	320-78177-1	Perfluorodecanoic Acid	0.0020	UG/L	PQL		0.0020	UJ	537 Modified		3535_PFC
STW-LOC-9-6-081721	08/17/2021	320-78177-2	Perfluorododecanoic Acid	0.0020	UG/L	PQL		0.0020	UJ	537 Modified		3535_PFC
STW-LOC-9-6-081721	08/17/2021	320-78177-2	Perfluorodecanoic Acid	0.0020	UG/L	PQL		0.0020	UJ	537 Modified		3535_PFC
STW-LOC-9-6-081721	08/17/2021	320-78177-2	Perfluorobutanoic Acid	0.0050	UG/L	PQL		0.0050	UJ	537 Modified		3535_PFC

Site: Fayetteville

Sampling Program: Stormwater Sampling 8/21

Validation Options: LABSTATS

Validation Reason Associated MS and/or MSD analysis had relative percent recovery (RPR) values higher than the upper control limit. The reported result may be biased high.

Field Sample ID	Date Sampled	Lab Sample ID	Analyte	Result	Units	Type	MDL	PQL	Validation Qualifier	Analytical Method	Pre-prep	Prep
STW-LOC-7A-6-081721	08/17/2021	320-78191-3	R-PSDA	0.017	UG/L	PQL		0.0020	J	Cl. Spec. Table 3 Compound SOP		PFAS_DI_Prep
STW-LOC-7A-6-081721	08/17/2021	320-78191-3	R-PSDA	0.017	UG/L	PQL		0.0020	J	Cl. Spec. Table 3 Compound SOP		PFAS_DI_Prep
STW-LOC-7A-6-081721	08/17/2021	320-78191-3	Hydrolyzed PSDA	0.0060	UG/L	PQL		0.0020	J	Cl. Spec. Table 3 Compound SOP		PFAS_DI_Prep
STW-LOC-7A-6-081721	08/17/2021	320-78191-3	Hydrolyzed PSDA	0.0061	UG/L	PQL		0.0020	J	Cl. Spec. Table 3 Compound SOP		PFAS_DI_Prep
STW-LOC-7A-6-081721	08/17/2021	320-78191-3	R-EVE	0.0032	UG/L	PQL		0.0020	J	Cl. Spec. Table 3 Compound SOP		PFAS_DI_Prep
STW-LOC-7A-6-081721	08/17/2021	320-78191-3	R-EVE	0.0035	UG/L	PQL		0.0020	J	Cl. Spec. Table 3 Compound SOP		PFAS_DI_Prep

Site: Fayetteville**Sampling Program:** Stormwater Sampling 8/21**Validation Options:** LABSTATS**Validation Reason** Only one surrogate has relative percent recovery (RPR) values outside control limits and the parameter is a PFC (Detects).

Field Sample ID	Date Sampled	Lab Sample ID	Analyte	Result	Units	Type	MDL	PQL	Validation Qualifier	Analytical Method	Pre-prep	Prep
STW-LOC-23C-1-4-082321	08/23/2021	320-78173-6	Perfluorobutanoic Acid	0.024	UG/L	PQL		0.0050	J	537 Modified		3535_PFC

Site: Fayetteville**Sampling Program:** Stormwater Sampling 8/21**Validation Options:** LABSTATS**Validation Reason** Quality review criteria exceeded between the REP (laboratory replicate) and parent sample. The reported result may be imprecise.

Field Sample ID	Date	Sampled Lab Sample ID	Analyte	Result	Units	Type	MDL	PQL	Validation Qualifier	Analytical Method	Pre-prep	Prep
STW-LOC-22-4-082321	08/23/2021	320-78196-7	PFMOAA	0.0041	ug/L	PQL		0.0020	J	Cl. Spec. Table 3 Compound SOP		PFAS_DI_Prep

Site: Fayetteville

Sampling Program: Stormwater Sampling 8/21

Validation Options: LABSTATS

Validation Reason Uncertainty around the analysis of R-PSDA, Hydrolyzed PSDA and R-EVE; J-qualifier added to all detects in the data set, even if there was no matrix spike analyzed for that particular sample.

Field Sample ID	Date Sampled	Lab Sample ID	Analyte	Result	Units	Type	MDL	PQL	Validation Qualifier	Analytical Method	Pre-prep	Prep
STW-LOC-9-6-081721	08/17/2021	320-78177-2	R-PSDA	0.016	UG/L	PQL		0.0020	J	Cl. Spec. Table 3 Compound SOP		PFAS_DI_Prep
STW-LOC-9-6-081721	08/17/2021	320-78177-2	Hydrolyzed PSDA	0.0052	UG/L	PQL		0.0020	J	Cl. Spec. Table 3 Compound SOP		PFAS_DI_Prep
STW-LOC-9-6-081721	08/17/2021	320-78177-2	R-EVE	0.016	UG/L	PQL		0.0020	J	Cl. Spec. Table 3 Compound SOP		PFAS_DI_Prep
STW-LOC-8-4-082321-D	08/23/2021	320-78191-2	R-PSDA	0.0047	UG/L	PQL		0.0020	J	Cl. Spec. Table 3 Compound SOP		PFAS_DI_Prep
STW-LOC-8-4-082321-D	08/23/2021	320-78191-2	Hydrolyzed PSDA	0.084	UG/L	PQL		0.0020	J	Cl. Spec. Table 3 Compound SOP		PFAS_DI_Prep
STW-LOC-8-4-082321-D	08/23/2021	320-78191-2	R-EVE	0.010	UG/L	PQL		0.0020	J	Cl. Spec. Table 3 Compound SOP		PFAS_DI_Prep
STW-LOC-7C-6-081721	08/17/2021	320-78177-1	R-PSDA	0.018	UG/L	PQL		0.0020	J	Cl. Spec. Table 3 Compound SOP		PFAS_DI_Prep
STW-LOC-7C-6-081721	08/17/2021	320-78177-1	Hydrolyzed PSDA	0.019	UG/L	PQL		0.0020	J	Cl. Spec. Table 3 Compound SOP		PFAS_DI_Prep
STW-LOC-7C-6-081721	08/17/2021	320-78177-1	R-EVE	0.019	UG/L	PQL		0.0020	J	Cl. Spec. Table 3 Compound SOP		PFAS_DI_Prep
STW-LOC-7B-6-081721	08/17/2021	320-78167-7	R-PSDA	0.0064	UG/L	PQL		0.0020	J	Cl. Spec. Table 3 Compound SOP		PFAS_DI_Prep
STW-LOC-7B-6-081721	08/17/2021	320-78167-7	Hydrolyzed PSDA	0.015	UG/L	PQL		0.0020	J	Cl. Spec. Table 3 Compound SOP		PFAS_DI_Prep
STW-LOC-7B-6-081721	08/17/2021	320-78167-7	R-EVE	0.0049	UG/L	PQL		0.0020	J	Cl. Spec. Table 3 Compound SOP		PFAS_DI_Prep
STW-LOC-7A-6-081721-D	08/17/2021	320-78191-4	R-PSDA	0.020	UG/L	PQL		0.0020	J	Cl. Spec. Table 3 Compound SOP		PFAS_DI_Prep
STW-LOC-7A-6-081721-D	08/17/2021	320-78191-4	Hydrolyzed PSDA	0.0063	UG/L	PQL		0.0020	J	Cl. Spec. Table 3 Compound SOP		PFAS_DI_Prep
STW-LOC-7A-6-081721-D	08/17/2021	320-78191-4	R-EVE	0.0040	UG/L	PQL		0.0020	J	Cl. Spec. Table 3 Compound SOP		PFAS_DI_Prep
STW-LOC-5-3-081721	08/17/2021	320-78167-5	R-PSDA	0.15	UG/L	PQL		0.0020	J	Cl. Spec. Table 3 Compound SOP		PFAS_DI_Prep

Site: Fayetteville

Sampling Program: Stormwater Sampling 8/21

Validation Options: LABSTATS

Validation Reason Uncertainty around the analysis of R-PSDA, Hydrolyzed PSDA and R-EVE; J-qualifier added to all detects in the data set, even if there was no matrix spike analyzed for that particular sample.

Field Sample ID	Date Sampled	Lab Sample ID	Analyte	Result	Units	Type	MDL	PQL	Validation Qualifier	Analytical Method	Pre-prep	Prep
STW-LOC-5-3-081721	08/17/2021	320-78167-5	Hydrolyzed PSDA	0.011	UG/L	PQL		0.0020	J	Cl. Spec. Table 3 Compound SOP		PFAS_DI_Prep
STW-LOC-5-3-081721	08/17/2021	320-78167-5	R-EVE	0.011	UG/L	PQL		0.0020	J	Cl. Spec. Table 3 Compound SOP		PFAS_DI_Prep
STW-LOC-4-6-081721	08/17/2021	320-78167-4	R-PSDA	0.025	UG/L	PQL		0.0020	J	Cl. Spec. Table 3 Compound SOP		PFAS_DI_Prep
STW-LOC-4-6-081721	08/17/2021	320-78167-4	Hydrolyzed PSDA	0.0029	UG/L	PQL		0.0020	J	Cl. Spec. Table 3 Compound SOP		PFAS_DI_Prep
STW-LOC-4-6-081721	08/17/2021	320-78167-4	R-EVE	0.0088	UG/L	PQL		0.0020	J	Cl. Spec. Table 3 Compound SOP		PFAS_DI_Prep
STW-LOC-3-2.5-081721	08/17/2021	320-78167-3	R-PSDA	0.092	UG/L	PQL		0.0020	J	Cl. Spec. Table 3 Compound SOP		PFAS_DI_Prep
STW-LOC-3-2.5-081721	08/17/2021	320-78167-3	Hydrolyzed PSDA	0.013	UG/L	PQL		0.0020	J	Cl. Spec. Table 3 Compound SOP		PFAS_DI_Prep
STW-LOC-3-2.5-081721	08/17/2021	320-78167-3	R-EVE	0.039	UG/L	PQL		0.0020	J	Cl. Spec. Table 3 Compound SOP		PFAS_DI_Prep
STW-LOC-23C-1-4-082321	08/23/2021	320-78173-6	R-PSDA	0.012	UG/L	PQL		0.0020	J	Cl. Spec. Table 3 Compound SOP		PFAS_DI_Prep
STW-LOC-23C-1-4-082321	08/23/2021	320-78173-6	Hydrolyzed PSDA	0.098	UG/L	PQL		0.0020	J	Cl. Spec. Table 3 Compound SOP		PFAS_DI_Prep
STW-LOC-23C-3-4-082321	08/23/2021	320-78173-8	Hydrolyzed PSDA	0.0033	UG/L	PQL		0.0020	J	Cl. Spec. Table 3 Compound SOP		PFAS_DI_Prep
STW-LOC-20-6-081721	08/17/2021	320-78167-6	R-PSDA	0.0089	UG/L	PQL		0.0020	J	Cl. Spec. Table 3 Compound SOP		PFAS_DI_Prep
STW-LOC-20-6-081721	08/17/2021	320-78167-6	Hydrolyzed PSDA	0.012	UG/L	PQL		0.0020	J	Cl. Spec. Table 3 Compound SOP		PFAS_DI_Prep
STW-LOC-20-6-081721	08/17/2021	320-78167-6	R-EVE	0.011	UG/L	PQL		0.0020	J	Cl. Spec. Table 3 Compound SOP		PFAS_DI_Prep
STW-LOC-2-4-081721	08/17/2021	320-78167-2	R-PSDA	0.074	UG/L	PQL		0.0020	J	Cl. Spec. Table 3 Compound SOP		PFAS_DI_Prep
STW-LOC-2-4-081721	08/17/2021	320-78167-2	Hydrolyzed PSDA	0.0037	UG/L	PQL		0.0020	J	Cl. Spec. Table 3 Compound SOP		PFAS_DI_Prep
STW-LOC-2-4-081721	08/17/2021	320-78167-2	R-EVE	0.011	UG/L	PQL		0.0020	J	Cl. Spec. Table 3 Compound		PFAS_DI_Prep

Site: Fayetteville

Sampling Program: Stormwater Sampling 8/21

Validation Options: LABSTATS

Validation Reason Uncertainty around the analysis of R-PSDA, Hydrolyzed PSDA and R-EVE; J-qualifier added to all detects in the data set, even if there was no matrix spike analyzed for that particular sample.

Field Sample ID	Date		Analyte	Result	Units	Type	MDL	PQL	Validation Qualifier	Analytical Method	Pre-prep	Prep
	Sampled	Lab Sample ID										
STW-LOC-15-6-081721	08/17/2021	320-78177-7	R-PSDA	0.022	UG/L	PQL		0.0020	J	Cl. Spec. Table 3 Compound SOP		PFAS_DI_Prep
STW-LOC-15-6-081721	08/17/2021	320-78177-7	Hydrolyzed PSDA	0.0078	UG/L	PQL		0.0020	J	Cl. Spec. Table 3 Compound SOP		PFAS_DI_Prep
STW-LOC-15-6-081721	08/17/2021	320-78177-7	R-EVE	0.033	UG/L	PQL		0.0020	J	Cl. Spec. Table 3 Compound SOP		PFAS_DI_Prep
STW-LOC-14-6-081721	08/17/2021	320-78177-6	R-PSDA	0.010	UG/L	PQL		0.0020	J	Cl. Spec. Table 3 Compound SOP		PFAS_DI_Prep
STW-LOC-14-6-081721	08/17/2021	320-78177-6	Hydrolyzed PSDA	0.0023	UG/L	PQL		0.0020	J	Cl. Spec. Table 3 Compound SOP		PFAS_DI_Prep
STW-LOC-14-6-081721	08/17/2021	320-78177-6	R-EVE	0.0022	UG/L	PQL		0.0020	J	Cl. Spec. Table 3 Compound SOP		PFAS_DI_Prep
STW-LOC-13-6-081721	08/17/2021	320-78177-5	R-PSDA	0.11	UG/L	PQL		0.0020	J	Cl. Spec. Table 3 Compound SOP		PFAS_DI_Prep
STW-LOC-13-6-081721	08/17/2021	320-78177-5	Hydrolyzed PSDA	0.037	UG/L	PQL		0.0020	J	Cl. Spec. Table 3 Compound SOP		PFAS_DI_Prep
STW-LOC-13-6-081721	08/17/2021	320-78177-5	R-EVE	0.023	UG/L	PQL		0.0020	J	Cl. Spec. Table 3 Compound SOP		PFAS_DI_Prep
STW-LOC-12-6-081721	08/17/2021	320-78177-4	R-PSDA	0.012	UG/L	PQL		0.0020	J	Cl. Spec. Table 3 Compound SOP		PFAS_DI_Prep
STW-LOC-12-6-081721	08/17/2021	320-78177-4	Hydrolyzed PSDA	0.0030	UG/L	PQL		0.0020	J	Cl. Spec. Table 3 Compound SOP		PFAS_DI_Prep
STW-LOC-12-6-081721	08/17/2021	320-78177-4	R-EVE	0.0030	UG/L	PQL		0.0020	J	Cl. Spec. Table 3 Compound SOP		PFAS_DI_Prep
STW-LOC-10A-6-081721	08/17/2021	320-78177-3	R-PSDA	0.021	UG/L	PQL		0.0020	J	Cl. Spec. Table 3 Compound SOP		PFAS_DI_Prep
STW-LOC-10A-6-081721	08/17/2021	320-78177-3	Hydrolyzed PSDA	0.0091	UG/L	PQL		0.0020	J	Cl. Spec. Table 3 Compound SOP		PFAS_DI_Prep
STW-LOC-10A-6-081721	08/17/2021	320-78177-3	R-EVE	0.033	UG/L	PQL		0.0020	J	Cl. Spec. Table 3 Compound SOP		PFAS_DI_Prep
STW-LOC-1-6-081721	08/17/2021	320-78167-1	R-PSDA	0.0056	UG/L	PQL		0.0020	J	Cl. Spec. Table 3 Compound SOP		PFAS_DI_Prep

Site: Fayetteville**Sampling Program:** Stormwater Sampling 8/21**Validation Options:** LABSTATS**Validation Reason**

Uncertainty around the analysis of R-PSDA, Hydrolyzed PSDA and R-EVE; J-qualifier added to all detects in the data set, even if there was no matrix spike analyzed for that particular sample.

Field Sample ID	Date Sampled	Lab Sample ID	Analyte	Result	Units	Type	MDL	PQL	Validation Qualifier	Analytical Method	Pre-prep	Prep
STW-LOC-1-6-081721	08/17/2021	320-78167-1	R-EVE	0.0020	UG/L	PQL		0.0020	J	Cl. Spec. Table 3 Compound SOP		PFAS_DI_Prep

Site: Fayetteville

Sampling Program: Stormwater Sampling 8/21

Validation Options: LABSTATS

Validation Reason Associated MS and/or MSD analysis had relative percent recovery (RPR) values less than the lower control limit but above the rejection limit. The reported result may be biased low.

Field Sample ID	Date Sampled	Lab Sample ID	Analyte	Result	Units	Type	MDL	PQL	Validation Qualifier	Analytical Method	Pre-prep	Prep
STW-LOC-8-4-082321	08/23/2021	320-78191-1	R-PSDA	0.0051	UG/L	PQL		0.0020	J	Cl. Spec. Table 3 Compound SOP		PFAS_DI_Prep
STW-LOC-8-4-082321	08/23/2021	320-78191-1	R-PSDA	0.0051	UG/L	PQL		0.0020	J	Cl. Spec. Table 3 Compound SOP		PFAS_DI_Prep
STW-LOC-8-4-082321	08/23/2021	320-78191-1	Hydrolyzed PSDA	0.078	UG/L	PQL		0.0020	J	Cl. Spec. Table 3 Compound SOP		PFAS_DI_Prep
STW-LOC-8-4-082321	08/23/2021	320-78191-1	Hydrolyzed PSDA	0.073	UG/L	PQL		0.0020	J	Cl. Spec. Table 3 Compound SOP		PFAS_DI_Prep
STW-LOC-8-4-082321	08/23/2021	320-78191-1	R-EVE	0.0095	UG/L	PQL		0.0020	J	Cl. Spec. Table 3 Compound SOP		PFAS_DI_Prep
STW-LOC-8-4-082321	08/23/2021	320-78191-1	R-EVE	0.0087	UG/L	PQL		0.0020	J	Cl. Spec. Table 3 Compound SOP		PFAS_DI_Prep
STW-LOC-8-4-082321	08/23/2021	320-78191-1	PFMOAA	0.10	ug/L	PQL		0.0020	J	Cl. Spec. Table 3 Compound SOP		PFAS_DI_Prep
STW-LOC-8-4-082321	08/23/2021	320-78191-1	PFMOAA	0.10	ug/L	PQL		0.0020	J	Cl. Spec. Table 3 Compound SOP		PFAS_DI_Prep
STW-LOC-8-4-082321-D	08/23/2021	320-78191-2	PFMOAA	0.10	ug/L	PQL		0.0020	J	Cl. Spec. Table 3 Compound SOP		PFAS_DI_Prep
STW-LOC-22-4-082321	08/23/2021	320-78196-7	PFMOAA	0.0059	ug/L	PQL		0.0020	J	Cl. Spec. Table 3 Compound SOP		PFAS_DI_Prep
STW-LOC-22-4-082321	08/23/2021	320-78196-7	Hydrolyzed PSDA	0.0027	UG/L	PQL		0.0020	J	Cl. Spec. Table 3 Compound SOP		PFAS_DI_Prep

Site: Fayetteville

Sampling Program: Stormwater Sampling 8/21

Validation Options: LABSTATS

Validation Reason The preparation hold time for this sample was exceeded. The reported result may be biased low.

Field Sample ID	Date Sampled	Lab Sample ID	Analyte	Result	Units	Type	MDL	PQL	Validation Qualifier	Analytical Method	Pre-prep	Prep
STW-LOC-9-6-081721	08/17/2021	320-78177-2	Perfluoroheptanoic Acid	0.0053	UG/L	PQL		0.0020	J	537 Modified		3535_PFC
STW-LOC-9-6-081721	08/17/2021	320-78177-2	PFOA	0.0093	UG/L	PQL		0.0020	J	537 Modified		3535_PFC
STW-LOC-7C-6-081721	08/17/2021	320-78177-1	Perfluorobutanoic Acid	0.0059	UG/L	PQL		0.0050	J	537 Modified		3535_PFC
STW-LOC-7C-6-081721	08/17/2021	320-78177-1	Perfluoroheptanoic Acid	0.0048	UG/L	PQL		0.0020	J	537 Modified		3535_PFC
STW-LOC-9-6-081721	08/17/2021	320-78177-2	Perfluoropentanoic Acid	0.014	UG/L	PQL		0.0020	J	537 Modified		3535_PFC
STW-LOC-9-6-081721	08/17/2021	320-78177-2	Perfluorohexanoic Acid	0.010	UG/L	PQL		0.0020	J	537 Modified		3535_PFC
STW-LOC-7C-6-081721	08/17/2021	320-78177-1	PFOA	0.0098	UG/L	PQL		0.0020	J	537 Modified		3535_PFC
STW-LOC-7B-6-081721	08/17/2021	320-78167-7	Perfluorobutanoic Acid	0.0060	UG/L	PQL		0.0050	J	537 Modified		3535_PFC
STW-LOC-7B-6-081721	08/17/2021	320-78167-7	Perfluoroheptanoic Acid	0.0042	UG/L	PQL		0.0020	J	537 Modified		3535_PFC
STW-LOC-7C-6-081721	08/17/2021	320-78177-1	Perfluoropentanoic Acid	0.015	UG/L	PQL		0.0020	J	537 Modified		3535_PFC
STW-LOC-7C-6-081721	08/17/2021	320-78177-1	Perfluorohexanoic Acid	0.010	UG/L	PQL		0.0020	J	537 Modified		3535_PFC
STW-LOC-7B-6-081721	08/17/2021	320-78167-7	PFOA	0.0082	UG/L	PQL		0.0020	J	537 Modified		3535_PFC
STW-LOC-7A-6-081721-D	08/17/2021	320-78191-4	Perfluorobutanoic Acid	0.0066	UG/L	PQL		0.0050	J	537 Modified		3535_PFC
STW-LOC-7A-6-081721-D	08/17/2021	320-78191-4	Perfluoroheptanoic Acid	0.0040	UG/L	PQL		0.0020	J	537 Modified		3535_PFC
STW-LOC-7A-6-081721-D	08/17/2021	320-78191-4	PFOA	0.0095	UG/L	PQL		0.0020	J	537 Modified		3535_PFC
STW-LOC-7A-6-081721	08/17/2021	320-78191-3	Perfluorobutanoic Acid	0.0070	UG/L	PQL		0.0050	J	537 Modified		3535_PFC
STW-LOC-7A-6-081721	08/17/2021	320-78191-3	Perfluoroheptanoic Acid	0.0046	UG/L	PQL		0.0020	J	537 Modified		3535_PFC
STW-LOC-7B-6-081721	08/17/2021	320-78167-7	Perfluoropentanoic Acid	0.011	UG/L	PQL		0.0020	J	537 Modified		3535_PFC
STW-LOC-7B-6-081721	08/17/2021	320-78167-7	Perfluorohexanoic Acid	0.0082	UG/L	PQL		0.0020	J	537 Modified		3535_PFC
STW-LOC-7A-6-081721-D	08/17/2021	320-78191-4	Perfluoropentanoic Acid	0.011	UG/L	PQL		0.0020	J	537 Modified		3535_PFC
STW-LOC-7A-6-081721-D	08/17/2021	320-78191-4	Perfluorohexanoic Acid	0.0080	UG/L	PQL		0.0020	J	537 Modified		3535_PFC
STW-LOC-7A-6-081721	08/17/2021	320-78191-3	PFOA (trial)	0.010	UG/L	PQL		0.0020	J	537 Modified		3535_PFC
STW-LOC-7A-6-081721	08/17/2021	320-78191-3	Perfluorobutanoic Acid (trial)	0.0068	UG/L	PQL		0.0050	J	537 Modified		3535_PFC

Site: Fayetteville

Sampling Program: Stormwater Sampling 8/21

Validation Options: LABSTATS

Validation Reason The preparation hold time for this sample was exceeded. The reported result may be biased low.

Field Sample ID	Date	Sampled Lab Sample ID	Analyte	Result	Units	Type	MDL	PQL	Validation Qualifier	Analytical Method	Pre-prep	Prep
STW-LOC-7A-6-081721	08/17/2021	320-78191-3	Perfluoropentanoic Acid (trial)	0.012	UG/L	PQL		0.0020	J	537 Modified		3535_PFC
STW-LOC-7A-6-081721	08/17/2021	320-78191-3	Perfluorohexanoic Acid (trial)	0.0093	UG/L	PQL		0.0020	J	537 Modified		3535_PFC
STW-LOC-7A-6-081721	08/17/2021	320-78191-3	Perfluoroheptanoic Acid (trial)	0.0046	UG/L	PQL		0.0020	J	537 Modified		3535_PFC
STW-LOC-7A-6-081721	08/17/2021	320-78191-3	PFOA	0.010	UG/L	PQL		0.0020	J	537 Modified		3535_PFC
STW-LOC-5-3-081721	08/17/2021	320-78167-5	Perfluorobutanoic Acid	0.0051	UG/L	PQL		0.0050	J	537 Modified		3535_PFC
STW-LOC-5-3-081721	08/17/2021	320-78167-5	PFOA	0.0022	UG/L	PQL		0.0020	J	537 Modified		3535_PFC
STW-LOC-7A-6-081721	08/17/2021	320-78191-3	Perfluoropentanoic Acid	0.012	UG/L	PQL		0.0020	J	537 Modified		3535_PFC
STW-LOC-7A-6-081721	08/17/2021	320-78191-3	Perfluorohexanoic Acid	0.0092	UG/L	PQL		0.0020	J	537 Modified		3535_PFC
STW-LOC-4-6-081721	08/17/2021	320-78167-4	PFOA	0.011	UG/L	PQL		0.0020	J	537 Modified		3535_PFC
STW-LOC-3-2.5-081721	08/17/2021	320-78167-3	Perfluorobutanoic Acid	0.0057	UG/L	PQL		0.0050	J	537 Modified		3535_PFC
STW-LOC-3-2.5-081721	08/17/2021	320-78167-3	Perfluoroheptanoic Acid	0.0047	UG/L	PQL		0.0020	J	537 Modified		3535_PFC
STW-LOC-3-2.5-081721	08/17/2021	320-78167-3	PFOA	0.059	UG/L	PQL		0.0020	J	537 Modified		3535_PFC
STW-LOC-3-2.5-081721	08/17/2021	320-78167-3	Perfluoropentanoic Acid	0.0031	UG/L	PQL		0.0020	J	537 Modified		3535_PFC
STW-LOC-20-6-081721	08/17/2021	320-78167-6	Perfluorobutanoic Acid	0.0058	UG/L	PQL		0.0050	J	537 Modified		3535_PFC
STW-LOC-20-6-081721	08/17/2021	320-78167-6	Perfluoroheptanoic Acid	0.0036	UG/L	PQL		0.0020	J	537 Modified		3535_PFC
STW-LOC-20-6-081721	08/17/2021	320-78167-6	PFOA	0.0084	UG/L	PQL		0.0020	J	537 Modified		3535_PFC
STW-LOC-2-4-081721	08/17/2021	320-78167-2	Perfluoroheptanoic Acid	0.0021	UG/L	PQL		0.0020	J	537 Modified		3535_PFC
STW-LOC-2-4-081721	08/17/2021	320-78167-2	PFOA	0.016	UG/L	PQL		0.0020	J	537 Modified		3535_PFC
STW-LOC-20-6-081721	08/17/2021	320-78167-6	Perfluoropentanoic Acid	0.014	UG/L	PQL		0.0020	J	537 Modified		3535_PFC
STW-LOC-20-6-081721	08/17/2021	320-78167-6	Perfluorohexanoic Acid	0.0078	UG/L	PQL		0.0020	J	537 Modified		3535_PFC
STW-LOC-2-4-081721	08/17/2021	320-78167-2	Perfluoropentanoic Acid	0.0034	UG/L	PQL		0.0020	J	537 Modified		3535_PFC
STW-LOC-2-4-081721	08/17/2021	320-78167-2	Perfluorohexanoic Acid	0.0027	UG/L	PQL		0.0020	J	537 Modified		3535_PFC
STW-LOC-15-6-081721	08/17/2021	320-78177-7	Perfluoroheptanoic Acid	0.0055	UG/L	PQL		0.0020	J	537 Modified		3535_PFC

Site: Fayetteville

Sampling Program: Stormwater Sampling 8/21

Validation Options: LABSTATS

Validation Reason The preparation hold time for this sample was exceeded. The reported result may be biased low.

Field Sample ID	Date Sampled	Lab Sample ID	Analyte	Result	Units	Type	MDL	PQL	Validation Qualifier	Analytical Method	Pre-prep	Prep
STW-LOC-15-6-081721	08/17/2021	320-78177-7	PFOA	0.0098	UG/L	PQL		0.0020	J	537 Modified		3535_PFC
STW-LOC-14-6-081721	08/17/2021	320-78177-6	Perfluorobutanoic Acid	0.0071	UG/L	PQL		0.0050	J	537 Modified		3535_PFC
STW-LOC-14-6-081721	08/17/2021	320-78177-6	Perfluoroheptanoic Acid	0.0060	UG/L	PQL		0.0020	J	537 Modified		3535_PFC
STW-LOC-14-6-081721	08/17/2021	320-78177-6	PFOA	0.011	UG/L	PQL		0.0020	J	537 Modified		3535_PFC
STW-LOC-15-6-081721	08/17/2021	320-78177-7	Perfluoropentanoic Acid	0.014	UG/L	PQL		0.0020	J	537 Modified		3535_PFC
STW-LOC-15-6-081721	08/17/2021	320-78177-7	Perfluorohexanoic Acid	0.010	UG/L	PQL		0.0020	J	537 Modified		3535_PFC
STW-LOC-14-6-081721	08/17/2021	320-78177-6	Perfluoropentanoic Acid	0.018	UG/L	PQL		0.0020	J	537 Modified		3535_PFC
STW-LOC-14-6-081721	08/17/2021	320-78177-6	Perfluorohexanoic Acid	0.012	UG/L	PQL		0.0020	J	537 Modified		3535_PFC
STW-LOC-13-6-081721	08/17/2021	320-78177-5	Perfluorononanoic Acid	0.0059	UG/L	PQL		0.0020	J	537 Modified		3535_PFC
STW-LOC-13-6-081721	08/17/2021	320-78177-5	Perfluorobutanoic Acid	0.013	UG/L	PQL		0.0050	J	537 Modified		3535_PFC
STW-LOC-13-6-081721	08/17/2021	320-78177-5	PFOA	0.0066	UG/L	PQL		0.0020	J	537 Modified		3535_PFC
STW-LOC-12-6-081721	08/17/2021	320-78177-4	PFOA	0.011	UG/L	PQL		0.0020	J	537 Modified		3535_PFC
STW-LOC-13-6-081721	08/17/2021	320-78177-5	Perfluoroundecanoic Acid	0.0033	UG/L	PQL		0.0020	J	537 Modified		3535_PFC
STW-LOC-13-6-081721	08/17/2021	320-78177-5	Perfluoropentanoic Acid	0.0031	UG/L	PQL		0.0020	J	537 Modified		3535_PFC
STW-LOC-13-6-081721	08/17/2021	320-78177-5	Perfluorohexanoic Acid	0.0025	UG/L	PQL		0.0020	J	537 Modified		3535_PFC
STW-LOC-12-6-081721	08/17/2021	320-78177-4	Perfluorobutanoic Acid	0.0060	UG/L	PQL		0.0050	J	537 Modified		3535_PFC
STW-LOC-12-6-081721	08/17/2021	320-78177-4	Perfluoroheptanoic Acid	0.0055	UG/L	PQL		0.0020	J	537 Modified		3535_PFC
STW-LOC-12-6-081721	08/17/2021	320-78177-4	Perfluorononanoic Acid	0.0021	UG/L	PQL		0.0020	J	537 Modified		3535_PFC
STW-LOC-10A-6-081721	08/17/2021	320-78177-3	Perfluorobutanoic Acid	0.0066	UG/L	PQL		0.0050	J	537 Modified		3535_PFC
STW-LOC-10A-6-081721	08/17/2021	320-78177-3	Perfluoroheptanoic Acid	0.0050	UG/L	PQL		0.0020	J	537 Modified		3535_PFC
STW-LOC-10A-6-081721	08/17/2021	320-78177-3	PFOA	0.0091	UG/L	PQL		0.0020	J	537 Modified		3535_PFC
STW-LOC-12-6-081721	08/17/2021	320-78177-4	Perfluoropentanoic Acid	0.015	UG/L	PQL		0.0020	J	537 Modified		3535_PFC
STW-LOC-12-6-081721	08/17/2021	320-78177-4	Perfluorohexanoic Acid	0.013	UG/L	PQL		0.0020	J	537 Modified		3535_PFC

Site: Fayetteville

Sampling Program: Stormwater Sampling 8/21

Validation Options: LABSTATS

Validation Reason The preparation hold time for this sample was exceeded. The reported result may be biased low.

Field Sample ID	Date Sampled	Lab Sample ID	Analyte	Result	Units	Type	MDL	PQL	Validation Qualifier	Analytical Method	Pre-prep	Prep
STW-LOC-10A-6-081721	08/17/2021	320-78177-3	Perfluoropentanoic Acid	0.015	UG/L	PQL		0.0020	J	537 Modified		3535_PFC
STW-LOC-10A-6-081721	08/17/2021	320-78177-3	Perfluorohexanoic Acid	0.010	UG/L	PQL		0.0020	J	537 Modified		3535_PFC
STW-LOC-1-6-081721	08/17/2021	320-78167-1	Perfluoroheptanoic Acid	0.0033	UG/L	PQL		0.0020	J	537 Modified		3535_PFC
STW-LOC-1-6-081721	08/17/2021	320-78167-1	PFOA	0.0064	UG/L	PQL		0.0020	J	537 Modified		3535_PFC
STW-LOC-1-6-081721	08/17/2021	320-78167-1	Perfluoropentanoic Acid	0.0099	UG/L	PQL		0.0020	J	537 Modified		3535_PFC
STW-LOC-1-6-081721	08/17/2021	320-78167-1	Perfluorohexanoic Acid	0.0084	UG/L	PQL		0.0020	J	537 Modified		3535_PFC

ADQM Data Review

Site: Chemours Fayetteville

Project: Stormwater Sampling 9/21

Project Reviewer: Bridget Gavaghan

Sample Summary

Field Sample ID	Lab Sample ID	Sample Matrix	Filtered	Sample Date	Sample Time	Sample
STW-LOC-10A-8-092121	320-79498-1	Surface Water	N	09/21/2021	15:44	FS
STW-LOC-10A-8-092121-D	320-79498-2	Surface Water	N	09/21/2021	15:44	DUP
STW-LOC-19A-092321	320-79498-3	Surface Water	N	09/23/2021	10:50	FS
STW-LOC-19A-092321-D	320-79498-4	Surface Water	N	09/23/2021	10:50	DUP
STW-LOC-FB-092121	320-79507-1	Blank Water	N	09/21/2021	16:00	FB
STW-LOC-EB-IS-092121	320-79507-2	Blank Water	N	09/21/2021	16:05	EB
STW-LOC-EB-DR-092321	320-79507-3	Blank Water	N	09/23/2021	16:00	EB
STW-LOC-EB-IS-092321	320-79507-4	Blank Water	N	09/23/2021	15:35	EB
STW-LOC-FB-092321	320-79507-5	Blank Water	N	09/23/2021	15:40	FB
STW-LOC-EB-DR-092421	320-79507-6	Blank Water	N	09/24/2021	15:00	EB
STW-LOC-EB-IS-092421	320-79507-7	Blank Water	N	09/24/2021	15:05	EB
STW-LOC-FB-092421	320-79507-8	Blank Water	N	09/24/2021	15:10	FB
STW-LOC-18-4-092321	320-79515-1	Surface Water	N	09/23/2021	16:42	FS
STW-LOC-22-4-092321	320-79515-2	Surface Water	N	09/23/2021	14:59	FS
STW-LOC-8-3.5-092321	320-79515-3	Surface Water	N	09/23/2021	14:53	FS
STW-LOC-23C-1-092421	320-79515-4	Surface Water	N	09/24/2021	11:15	FS
STW-LOC-1-8-092121	320-79519-1	Surface Water	N	09/21/2021	16:46	FS
STW-LOC-2-8-092121	320-79519-2	Surface Water	N	09/21/2021	16:51	FS
STW-LOC-3-8-092121	320-79519-3	Surface Water	N	09/21/2021	16:41	FS
STW-LOC-4-8-092121	320-79519-4	Surface Water	N	09/21/2021	17:05	FS
STW-LOC-5-7-092121	320-79519-5	Surface Water	N	09/21/2021	16:34	FS
STW-LOC-20-8-092121	320-79519-6	Surface Water	N	09/21/2021	17:06	FS
STW-LOC-7A-9-092121	320-79519-7	Surface Water	N	09/21/2021	17:15	FS
STW-LOC-7B-8-092121	320-79522-1	Surface Water	N	09/21/2021	16:51	FS
STW-LOC-7C-8-092121	320-79522-2	Surface Water	N	09/21/2021	18:33	FS
STW-LOC-9-8-092121	320-79522-3	Surface Water	N	09/21/2021	21:45	FS
STW-LOC-12-8-092121	320-79522-4	Surface Water	N	09/21/2021	18:46	FS
STW-LOC-13-8-092121	320-79522-5	Surface Water	N	09/21/2021	19:21	FS
STW-LOC-14-8-092121	320-79522-6	Surface Water	N	09/21/2021	18:28	FS
STW-LOC-15-7.5-092121	320-79522-7	Surface Water	N	09/21/2021	17:52	FS
STW-LOC-6B-092321	320-79525-1	Surface Water	N	09/23/2021	12:35	FS
STW-LOC-9A-092321	320-79525-2	Surface Water	N	09/23/2021	12:00	FS
STW-LOC-19B-092321	320-79525-3	Surface Water	N	09/23/2021	11:10	FS
STW-LOC-21B-092321	320-79525-4	Surface Water	N	09/23/2021	11:40	FS
STW-LOC-23C-3-4-092321	320-79525-5	Surface Water	N	09/23/2021	16:53	FS
STW-LOC-23C-2-4-092321	320-79525-6	Surface Water	N	09/23/2021	17:11	FS
STW-LOC-11-8-092121	320-79525-7	Surface Water	N	09/21/2021	18:52	FS

* FS=Field Sample
 DUP=Field Duplicate
 FB=Field Blank
 EB=Equipment Blank
 TB=Trip Blank

Analytical Protocol

Lab Name	Lab Method	Parameter Category	Sampling Program
Eurofins TestAmerica, Sacramento	537 Modified	Per- and Polyfluorinated Alkyl Substances (PFAS)	Stormwater Sampling 9/21
Eurofins TestAmerica, Sacramento	Cl. Spec. Table 3 Compound SOP	Per- and Polyfluorinated Alkyl Substances (PFAS)	Stormwater Sampling 9/21

ADQM Data Review Checklist

Item	Description	Yes	No*	Not Applicable (NA)*	DVM Narrative Report	Laboratory Report	Exception Report (ER) #
A	Did samples meet laboratory acceptability requirements upon receipt (i.e., intact, within temperature, properly preserved, and no headspace where applicable)?	X					
B	Were samples received by the laboratory in agreement with the associated chain of custody?	X					
C	Was the chain of custody properly completed by the laboratory and/or field team?	X					
D	Were samples prepped/analyzed by the laboratory within method holding times?		X		X	X	
E	Were QA/QC criteria met by the laboratory (method blanks, LCSs/LCSDs, MSs/MSDs, PDSs, SDs, duplicates/replicates, surrogates, total/dissolved differences/RPDs, sample results within calibration range)?		X		X	X	
F	Were detections in field/equipment/trip blanks at levels not requiring sample data qualification?	X					
G	Were all data usable and not R qualified?	X					
ER#	Description						
Other QA/QC Items to Note:							

* See DVM Narrative Report, Laboratory Report, and/or ER # for further details as indicated.

The electronic data submitted for this project were reviewed via the Data Verification Module (DVM) process. Overall, the data are acceptable for use without qualification, except as noted on the attached DVM Narrative Report.

The lab reports due to a large page count are stored on a network shared drive and are available to be posted on external shared drives, or on a flash drive.

Data Verification Module (DVM)

The DVM is an internal review process used by the ADQM group to assist with the determination of data usability. The electronic data deliverables received from the laboratory are loaded into the Locus EIM™ database and processed through a series of data quality checks, which are a combination of software, Locus EIM™ database Data Verification Module (DVM), and manual reviewer evaluations. The data are evaluated against the following data usability checks:

- Field and laboratory blank contamination
- US EPA hold time criteria
- Missing Quality Control (QC) samples
- Matrix spike (MS)/matrix spike duplicate (MSD) recoveries and the relative percent differences (RPDs) between these spikes
- Laboratory control sample (LCS)/laboratory control sample duplicate (LCSD) recoveries and the RPD between these spikes
- Surrogate spike recoveries for organic analyses
- Difference/RPD between field duplicate sample pairs
- RPD between laboratory replicates for inorganic analyses
- Difference/percent difference between total and dissolved sample pairs

There are two qualifier fields in EIM:

Laboratory Qualifier is the qualifier assigned by the laboratory and may not reflect the usability of the data. This qualifier may have many different meanings and can vary between labs and over time within the same lab. Please refer to the laboratory report for a description of the laboratory qualifiers. As they are laboratory descriptors they are not to be used when evaluating the data.

Validation Qualifier is the 3rd party formal validation qualifier if this was performed. Otherwise this field contains the qualifier resulting from the ADQM DVM review process. This qualifier assesses the usability of the data and may not equal the laboratory qualifier. The DVM applies the following data evaluation qualifiers to analysis results, as warranted:

Qualifier	Definition
B	Not detected substantially above the level reported in the laboratory or field blanks.
R	Unusable result. Analyte may or may not be present in the sample.
J	Analyte present. Reported value may not be accurate or precise.
UJ	Not detected. Reporting limit may not be accurate or precise.

The **Validation Status Code** field is set to "DVM" if the ADQM DVM process has been performed. If the DVM has not been run, the field will be blank.

If the DVM has been run (**Validation Status Code** equals "DVM"), use the **Validation Qualifier**.

If the data have been validated by a third party, the field "**Validated By**" will be set to the validator (e.g., ESI for Environmental Standards, Inc.).

DVM Narrative Report

Site: Fayetteville

Sampling Program: Stormwater Sampling 9/21

Validation Options: LABSTATS

Validation Reason

The preparation hold time for this sample was exceeded by a factor of 2. The reported result may be biased low.

Field Sample ID	Date Sampled	Lab Sample ID	Analyte	Result	Units	Type	MDL	PQL	Validation Qualifier	Analytical Method	Pre-prep	Prep
STW-LOC-1-8-092121	09/21/2021	320-79519-1	Perfluorooctadecanoic Acid	0.0020	ug/L	PQL		0.0020	UJ	537 Modified		3535_PFC
STW-LOC-1-8-092121	09/21/2021	320-79519-1	Perfluoroundecanoic Acid	0.0020	UG/L	PQL		0.0020	UJ	537 Modified		3535_PFC
STW-LOC-1-8-092121	09/21/2021	320-79519-1	Perfluorododecanoic Acid	0.0020	UG/L	PQL		0.0020	UJ	537 Modified		3535_PFC
STW-LOC-1-8-092121	09/21/2021	320-79519-1	Perfluorodecanoic Acid	0.0020	UG/L	PQL		0.0020	UJ	537 Modified		3535_PFC
STW-LOC-10A-8-092121	09/21/2021	320-79498-1	Perfluorooctadecanoic Acid	0.0020	ug/L	PQL		0.0020	UJ	537 Modified		3535_PFC
STW-LOC-10A-8-092121	09/21/2021	320-79498-1	Perfluoroundecanoic Acid	0.0020	UG/L	PQL		0.0020	UJ	537 Modified		3535_PFC
STW-LOC-1-8-092121	09/21/2021	320-79519-1	Perfluorononanoic Acid	0.0020	UG/L	PQL		0.0020	UJ	537 Modified		3535_PFC
STW-LOC-1-8-092121	09/21/2021	320-79519-1	Perfluorotetradecanoic Acid	0.0020	UG/L	PQL		0.0020	UJ	537 Modified		3535_PFC
STW-LOC-1-8-092121	09/21/2021	320-79519-1	Perfluorohexadecanoic Acid (PFHxDA)	0.0020	ug/L	PQL		0.0020	UJ	537 Modified		3535_PFC
STW-LOC-1-8-092121	09/21/2021	320-79519-1	Perfluorotridecanoic Acid	0.0020	UG/L	PQL		0.0020	UJ	537 Modified		3535_PFC
STW-LOC-10A-8-092121	09/21/2021	320-79498-1	Perfluorodecanoic Acid	0.0020	UG/L	PQL		0.0020	UJ	537 Modified		3535_PFC
STW-LOC-10A-8-092121	09/21/2021	320-79498-1	Perfluorotetradecanoic Acid	0.0020	UG/L	PQL		0.0020	UJ	537 Modified		3535_PFC
STW-LOC-10A-8-092121	09/21/2021	320-79498-1	Perfluorohexadecanoic Acid (PFHxDA)	0.0020	ug/L	PQL		0.0020	UJ	537 Modified		3535_PFC
STW-LOC-10A-8-092121	09/21/2021	320-79498-1	Perfluorotridecanoic Acid	0.0020	UG/L	PQL		0.0020	UJ	537 Modified		3535_PFC
STW-LOC-10A-8-092121	09/21/2021	320-79498-1	Perfluorodecanoic Acid (trial)	0.0020	UG/L	PQL		0.0020	UJ	537 Modified		3535_PFC
STW-LOC-10A-8-092121	09/21/2021	320-79498-1	Perfluoroundecanoic Acid (trial)	0.0020	UG/L	PQL		0.0020	UJ	537 Modified		3535_PFC
STW-LOC-10A-8-092121	09/21/2021	320-79498-1	Perfluorododecanoic Acid (trial)	0.0020	UG/L	PQL		0.0020	UJ	537 Modified		3535_PFC
STW-LOC-10A-8-092121	09/21/2021	320-79498-1	Perfluorotetradecanoic Acid (trial)	0.0020	UG/L	PQL		0.0020	UJ	537 Modified		3535_PFC
STW-LOC-10A-8-092121	09/21/2021	320-79498-1	Perfluorotridecanoic Acid (trial)	0.0020	UG/L	PQL		0.0020	UJ	537 Modified		3535_PFC
STW-LOC-10A-8-092121	09/21/2021	320-79498-1	PFHxDA (trial)	0.0020	UG/L	PQL		0.0020	UJ	537 Modified		3535_PFC
STW-LOC-10A-8-092121	09/21/2021	320-79498-1	Perfluorooctadecanoic Acid (trial)	0.0020	UG/L	PQL		0.0020	UJ	537 Modified		3535_PFC
STW-LOC-10A-8-092121-D	09/21/2021	320-79498-2	Perfluorooctadecanoic Acid	0.0020	ug/L	PQL		0.0020	UJ	537 Modified		3535_PFC

Site: Fayetteville

Sampling Program: Stormwater Sampling 9/21

Validation Options: LABSTATS

Validation Reason The preparation hold time for this sample was exceeded by a factor of 2. The reported result may be biased low.

Field Sample ID	Date Sampled	Lab Sample ID	Analyte	Result	Units	Type	MDL	PQL	Validation Qualifier	Analytical Method	Pre-prep	Prep
STW-LOC-10A-8-092121-D	09/21/2021	320-79498-2	Perfluoroundecanoic Acid	0.0020	UG/L	PQL		0.0020	UJ	537 Modified		3535_PFC
STW-LOC-10A-8-092121	09/21/2021	320-79498-1	Perfluorododecanoic Acid	0.0020	UG/L	PQL		0.0020	UJ	537 Modified		3535_PFC
STW-LOC-10A-8-092121-D	09/21/2021	320-79498-2	Perfluorododecanoic Acid	0.0020	UG/L	PQL		0.0020	UJ	537 Modified		3535_PFC
STW-LOC-10A-8-092121-D	09/21/2021	320-79498-2	Perfluorotetradecanoic Acid	0.0020	UG/L	PQL		0.0020	UJ	537 Modified		3535_PFC
STW-LOC-10A-8-092121-D	09/21/2021	320-79498-2	Perfluorohexadecanoic Acid (PFHxDA)	0.0020	ug/L	PQL		0.0020	UJ	537 Modified		3535_PFC
STW-LOC-10A-8-092121-D	09/21/2021	320-79498-2	Perfluorotridecanoic Acid	0.0020	UG/L	PQL		0.0020	UJ	537 Modified		3535_PFC
STW-LOC-11-8-092121	09/21/2021	320-79525-7	Perfluorooctadecanoic Acid	0.0020	ug/L	PQL		0.0020	UJ	537 Modified		3535_PFC
STW-LOC-11-8-092121	09/21/2021	320-79525-7	Perfluoroundecanoic Acid	0.0020	UG/L	PQL		0.0020	UJ	537 Modified		3535_PFC
STW-LOC-10A-8-092121-D	09/21/2021	320-79498-2	Perfluorodecanoic Acid	0.0020	UG/L	PQL		0.0020	UJ	537 Modified		3535_PFC
STW-LOC-11-8-092121	09/21/2021	320-79525-7	Perfluorododecanoic Acid	0.0020	UG/L	PQL		0.0020	UJ	537 Modified		3535_PFC
STW-LOC-11-8-092121	09/21/2021	320-79525-7	Perfluorodecanoic Acid	0.0020	UG/L	PQL		0.0020	UJ	537 Modified		3535_PFC
STW-LOC-11-8-092121	09/21/2021	320-79525-7	Perfluorononanoic Acid	0.0020	UG/L	PQL		0.0020	UJ	537 Modified		3535_PFC
STW-LOC-11-8-092121	09/21/2021	320-79525-7	Perfluorotetradecanoic Acid	0.0020	UG/L	PQL		0.0020	UJ	537 Modified		3535_PFC
STW-LOC-11-8-092121	09/21/2021	320-79525-7	Perfluorohexadecanoic Acid (PFHxDA)	0.0020	ug/L	PQL		0.0020	UJ	537 Modified		3535_PFC
STW-LOC-11-8-092121	09/21/2021	320-79525-7	Perfluorotridecanoic Acid	0.0020	UG/L	PQL		0.0020	UJ	537 Modified		3535_PFC
STW-LOC-12-8-092121	09/21/2021	320-79522-4	Perfluorooctadecanoic Acid	0.0020	ug/L	PQL		0.0020	UJ	537 Modified		3535_PFC
STW-LOC-12-8-092121	09/21/2021	320-79522-4	Perfluoroundecanoic Acid	0.0020	UG/L	PQL		0.0020	UJ	537 Modified		3535_PFC
STW-LOC-12-8-092121	09/21/2021	320-79522-4	Perfluoroheptanoic Acid	0.0020	UG/L	PQL		0.0020	UJ	537 Modified		3535_PFC
STW-LOC-12-8-092121	09/21/2021	320-79522-4	Perfluorononanoic Acid	0.0020	UG/L	PQL		0.0020	UJ	537 Modified		3535_PFC
STW-LOC-12-8-092121	09/21/2021	320-79522-4	Perfluorotetradecanoic Acid	0.0020	UG/L	PQL		0.0020	UJ	537 Modified		3535_PFC
STW-LOC-12-8-092121	09/21/2021	320-79522-4	Perfluorohexadecanoic Acid (PFHxDA)	0.0020	ug/L	PQL		0.0020	UJ	537 Modified		3535_PFC
STW-LOC-12-8-092121	09/21/2021	320-79522-4	Perfluorotridecanoic Acid	0.0020	UG/L	PQL		0.0020	UJ	537 Modified		3535_PFC
STW-LOC-13-8-092121	09/21/2021	320-79522-5	Perfluorooctadecanoic Acid	0.0020	ug/L	PQL		0.0020	UJ	537 Modified		3535_PFC

Site: Fayetteville

Sampling Program: Stormwater Sampling 9/21

Validation Options: LABSTATS

Validation Reason The preparation hold time for this sample was exceeded by a factor of 2. The reported result may be biased low.

Field Sample ID	Date Sampled	Lab Sample ID	Analyte	Result	Units	Type	MDL	PQL	Validation Qualifier	Analytical Method	Pre-prep	Prep
STW-LOC-13-8-092121	09/21/2021	320-79522-5	Perfluoroundecanoic Acid	0.0020	UG/L	PQL		0.0020	UJ	537 Modified		3535_PFC
STW-LOC-12-8-092121	09/21/2021	320-79522-4	Perfluorododecanoic Acid	0.0020	UG/L	PQL		0.0020	UJ	537 Modified		3535_PFC
STW-LOC-12-8-092121	09/21/2021	320-79522-4	Perfluorodecanoic Acid	0.0020	UG/L	PQL		0.0020	UJ	537 Modified		3535_PFC
STW-LOC-13-8-092121	09/21/2021	320-79522-5	Perfluorohexanoic Acid	0.0020	UG/L	PQL		0.0020	UJ	537 Modified		3535_PFC
STW-LOC-13-8-092121	09/21/2021	320-79522-5	Perfluorododecanoic Acid	0.0020	UG/L	PQL		0.0020	UJ	537 Modified		3535_PFC
STW-LOC-13-8-092121	09/21/2021	320-79522-5	Perfluorodecanoic Acid	0.0020	UG/L	PQL		0.0020	UJ	537 Modified		3535_PFC
STW-LOC-13-8-092121	09/21/2021	320-79522-5	Perfluoroheptanoic Acid	0.0020	UG/L	PQL		0.0020	UJ	537 Modified		3535_PFC
STW-LOC-13-8-092121	09/21/2021	320-79522-5	Perfluorononanoic Acid	0.0020	UG/L	PQL		0.0020	UJ	537 Modified		3535_PFC
STW-LOC-13-8-092121	09/21/2021	320-79522-5	Perfluorotetradecanoic Acid	0.0020	UG/L	PQL		0.0020	UJ	537 Modified		3535_PFC
STW-LOC-13-8-092121	09/21/2021	320-79522-5	Perfluorohexadecanoic Acid (PFHxDA)	0.0020	ug/L	PQL		0.0020	UJ	537 Modified		3535_PFC
STW-LOC-13-8-092121	09/21/2021	320-79522-5	Perfluorotridecanoic Acid	0.0020	UG/L	PQL		0.0020	UJ	537 Modified		3535_PFC
STW-LOC-14-8-092121	09/21/2021	320-79522-6	Perfluorooctadecanoic Acid	0.0020	ug/L	PQL		0.0020	UJ	537 Modified		3535_PFC
STW-LOC-14-8-092121	09/21/2021	320-79522-6	Perfluoroundecanoic Acid	0.0020	UG/L	PQL		0.0020	UJ	537 Modified		3535_PFC
STW-LOC-14-8-092121	09/21/2021	320-79522-6	Perfluorononanoic Acid	0.0020	UG/L	PQL		0.0020	UJ	537 Modified		3535_PFC
STW-LOC-14-8-092121	09/21/2021	320-79522-6	Perfluorotetradecanoic Acid	0.0020	UG/L	PQL		0.0020	UJ	537 Modified		3535_PFC
STW-LOC-14-8-092121	09/21/2021	320-79522-6	Perfluorohexadecanoic Acid (PFHxDA)	0.0020	ug/L	PQL		0.0020	UJ	537 Modified		3535_PFC
STW-LOC-14-8-092121	09/21/2021	320-79522-6	Perfluorotridecanoic Acid	0.0020	UG/L	PQL		0.0020	UJ	537 Modified		3535_PFC
STW-LOC-15-7.5-092121	09/21/2021	320-79522-7	Perfluorooctadecanoic Acid	0.0020	ug/L	PQL		0.0020	UJ	537 Modified		3535_PFC
STW-LOC-15-7.5-092121	09/21/2021	320-79522-7	Perfluoroundecanoic Acid	0.0020	UG/L	PQL		0.0020	UJ	537 Modified		3535_PFC
STW-LOC-14-8-092121	09/21/2021	320-79522-6	Perfluorododecanoic Acid	0.0020	UG/L	PQL		0.0020	UJ	537 Modified		3535_PFC
STW-LOC-14-8-092121	09/21/2021	320-79522-6	Perfluorodecanoic Acid	0.0020	UG/L	PQL		0.0020	UJ	537 Modified		3535_PFC
STW-LOC-15-7.5-092121	09/21/2021	320-79522-7	Perfluorododecanoic Acid	0.0020	UG/L	PQL		0.0020	UJ	537 Modified		3535_PFC
STW-LOC-15-7.5-092121	09/21/2021	320-79522-7	Perfluorodecanoic Acid	0.0020	UG/L	PQL		0.0020	UJ	537 Modified		3535_PFC

Site: Fayetteville

Sampling Program: Stormwater Sampling 9/21

Validation Options: LABSTATS

Validation Reason The preparation hold time for this sample was exceeded by a factor of 2. The reported result may be biased low.

Field Sample ID	Date Sampled	Lab Sample ID	Analyte	Result	Units	Type	MDL	PQL	Validation Qualifier	Analytical Method	Pre-prep	Prep
STW-LOC-15-7.5-092121	09/21/2021	320-79522-7	Perfluorononanoic Acid	0.0020	UG/L	PQL		0.0020	UJ	537 Modified		3535_PFC
STW-LOC-15-7.5-092121	09/21/2021	320-79522-7	Perfluorotetradecanoic Acid	0.0020	UG/L	PQL		0.0020	UJ	537 Modified		3535_PFC
STW-LOC-15-7.5-092121	09/21/2021	320-79522-7	Perfluorohexadecanoic Acid (PFHxDA)	0.0020	ug/L	PQL		0.0020	UJ	537 Modified		3535_PFC
STW-LOC-15-7.5-092121	09/21/2021	320-79522-7	Perfluorotridecanoic Acid	0.0020	UG/L	PQL		0.0020	UJ	537 Modified		3535_PFC
STW-LOC-2-8-092121	09/21/2021	320-79519-2	Perfluorooctadecanoic Acid	0.0020	ug/L	PQL		0.0020	UJ	537 Modified		3535_PFC
STW-LOC-2-8-092121	09/21/2021	320-79519-2	Perfluoroundecanoic Acid	0.0020	UG/L	PQL		0.0020	UJ	537 Modified		3535_PFC
STW-LOC-2-8-092121	09/21/2021	320-79519-2	Perfluorohexanoic Acid	0.0020	UG/L	PQL		0.0020	UJ	537 Modified		3535_PFC
STW-LOC-2-8-092121	09/21/2021	320-79519-2	Perfluorododecanoic Acid	0.0020	UG/L	PQL		0.0020	UJ	537 Modified		3535_PFC
STW-LOC-2-8-092121	09/21/2021	320-79519-2	Perfluorodecanoic Acid	0.0020	UG/L	PQL		0.0020	UJ	537 Modified		3535_PFC
STW-LOC-2-8-092121	09/21/2021	320-79519-2	Perfluorobutanoic Acid	0.0050	UG/L	PQL		0.0050	UJ	537 Modified		3535_PFC
STW-LOC-2-8-092121	09/21/2021	320-79519-2	Perfluoroheptanoic Acid	0.0020	UG/L	PQL		0.0020	UJ	537 Modified		3535_PFC
STW-LOC-2-8-092121	09/21/2021	320-79519-2	Perfluorononanoic Acid	0.0020	UG/L	PQL		0.0020	UJ	537 Modified		3535_PFC
STW-LOC-2-8-092121	09/21/2021	320-79519-2	Perfluorotetradecanoic Acid	0.0020	UG/L	PQL		0.0020	UJ	537 Modified		3535_PFC
STW-LOC-2-8-092121	09/21/2021	320-79519-2	Perfluorohexadecanoic Acid (PFHxDA)	0.0020	ug/L	PQL		0.0020	UJ	537 Modified		3535_PFC
STW-LOC-2-8-092121	09/21/2021	320-79519-2	Perfluorotridecanoic Acid	0.0020	UG/L	PQL		0.0020	UJ	537 Modified		3535_PFC
STW-LOC-20-8-092121	09/21/2021	320-79519-6	Perfluorooctadecanoic Acid	0.0020	ug/L	PQL		0.0020	UJ	537 Modified		3535_PFC
STW-LOC-20-8-092121	09/21/2021	320-79519-6	Perfluoroundecanoic Acid	0.0020	UG/L	PQL		0.0020	UJ	537 Modified		3535_PFC
STW-LOC-20-8-092121	09/21/2021	320-79519-6	Perfluorononanoic Acid	0.0020	UG/L	PQL		0.0020	UJ	537 Modified		3535_PFC
STW-LOC-20-8-092121	09/21/2021	320-79519-6	Perfluorotetradecanoic Acid	0.0020	UG/L	PQL		0.0020	UJ	537 Modified		3535_PFC
STW-LOC-20-8-092121	09/21/2021	320-79519-6	Perfluorohexadecanoic Acid (PFHxDA)	0.0020	ug/L	PQL		0.0020	UJ	537 Modified		3535_PFC
STW-LOC-20-8-092121	09/21/2021	320-79519-6	Perfluorotridecanoic Acid	0.0020	UG/L	PQL		0.0020	UJ	537 Modified		3535_PFC
STW-LOC-20-8-092121	09/21/2021	320-79519-6	Perfluorododecanoic Acid	0.0020	UG/L	PQL		0.0020	UJ	537 Modified		3535_PFC
STW-LOC-20-8-092121	09/21/2021	320-79519-6	Perfluorodecanoic Acid	0.0020	UG/L	PQL		0.0020	UJ	537 Modified		3535_PFC

Site: Fayetteville

Sampling Program: Stormwater Sampling 9/21

Validation Options: LABSTATS

Validation Reason The preparation hold time for this sample was exceeded by a factor of 2. The reported result may be biased low.

Field Sample ID	Date Sampled	Lab Sample ID	Analyte	Result	Units	Type	MDL	PQL	Validation Qualifier	Analytical Method	Pre-prep	Prep
STW-LOC-3-8-092121	09/21/2021	320-79519-3	Perfluorooctadecanoic Acid	0.0020	ug/L	PQL		0.0020	UJ	537 Modified		3535_PFC
STW-LOC-3-8-092121	09/21/2021	320-79519-3	Perfluoroundecanoic Acid	0.0020	UG/L	PQL		0.0020	UJ	537 Modified		3535_PFC
STW-LOC-3-8-092121	09/21/2021	320-79519-3	Perfluorononanoic Acid	0.0020	UG/L	PQL		0.0020	UJ	537 Modified		3535_PFC
STW-LOC-3-8-092121	09/21/2021	320-79519-3	Perfluorotetradecanoic Acid	0.0020	UG/L	PQL		0.0020	UJ	537 Modified		3535_PFC
STW-LOC-3-8-092121	09/21/2021	320-79519-3	Perfluorohexadecanoic Acid (PFHxDA)	0.0020	ug/L	PQL		0.0020	UJ	537 Modified		3535_PFC
STW-LOC-3-8-092121	09/21/2021	320-79519-3	Perfluorotridecanoic Acid	0.0020	UG/L	PQL		0.0020	UJ	537 Modified		3535_PFC
STW-LOC-4-8-092121	09/21/2021	320-79519-4	Perfluorooctadecanoic Acid	0.0020	ug/L	PQL		0.0020	UJ	537 Modified		3535_PFC
STW-LOC-4-8-092121	09/21/2021	320-79519-4	Perfluoroundecanoic Acid	0.0020	UG/L	PQL		0.0020	UJ	537 Modified		3535_PFC
STW-LOC-4-8-092121	09/21/2021	320-79519-4	Perfluorodecanoic Acid	0.0020	UG/L	PQL		0.0020	UJ	537 Modified		3535_PFC
STW-LOC-4-8-092121	09/21/2021	320-79519-4	Perfluorobutanoic Acid	0.0050	UG/L	PQL		0.0050	UJ	537 Modified		3535_PFC
STW-LOC-4-8-092121	09/21/2021	320-79519-4	Perfluoroheptanoic Acid	0.0020	UG/L	PQL		0.0020	UJ	537 Modified		3535_PFC
STW-LOC-4-8-092121	09/21/2021	320-79519-4	Perfluorononanoic Acid	0.0020	UG/L	PQL		0.0020	UJ	537 Modified		3535_PFC
STW-LOC-4-8-092121	09/21/2021	320-79519-4	Perfluorotetradecanoic Acid	0.0020	UG/L	PQL		0.0020	UJ	537 Modified		3535_PFC
STW-LOC-4-8-092121	09/21/2021	320-79519-4	Perfluorohexadecanoic Acid (PFHxDA)	0.0020	ug/L	PQL		0.0020	UJ	537 Modified		3535_PFC
STW-LOC-4-8-092121	09/21/2021	320-79519-4	Perfluorotridecanoic Acid	0.0020	UG/L	PQL		0.0020	UJ	537 Modified		3535_PFC
STW-LOC-5-7-092121	09/21/2021	320-79519-5	Perfluorooctadecanoic Acid	0.0020	ug/L	PQL		0.0020	UJ	537 Modified		3535_PFC
STW-LOC-5-7-092121	09/21/2021	320-79519-5	Perfluoroundecanoic Acid	0.0020	UG/L	PQL		0.0020	UJ	537 Modified		3535_PFC
STW-LOC-5-7-092121	09/21/2021	320-79519-5	Perfluoroheptanoic Acid	0.0020	UG/L	PQL		0.0020	UJ	537 Modified		3535_PFC
STW-LOC-5-7-092121	09/21/2021	320-79519-5	Perfluorononanoic Acid	0.0020	UG/L	PQL		0.0020	UJ	537 Modified		3535_PFC
STW-LOC-5-7-092121	09/21/2021	320-79519-5	Perfluorotetradecanoic Acid	0.0020	UG/L	PQL		0.0020	UJ	537 Modified		3535_PFC
STW-LOC-5-7-092121	09/21/2021	320-79519-5	Perfluorohexadecanoic Acid (PFHxDA)	0.0020	ug/L	PQL		0.0020	UJ	537 Modified		3535_PFC
STW-LOC-5-7-092121	09/21/2021	320-79519-5	Perfluorotridecanoic Acid	0.0020	UG/L	PQL		0.0020	UJ	537 Modified		3535_PFC
STW-LOC-7A-9-092121	09/21/2021	320-79519-7	Perfluorooctadecanoic Acid	0.0020	ug/L	PQL		0.0020	UJ	537 Modified		3535_PFC

Site: Fayetteville

Sampling Program: Stormwater Sampling 9/21

Validation Options: LABSTATS

Validation Reason The preparation hold time for this sample was exceeded by a factor of 2. The reported result may be biased low.

Field Sample ID	Date Sampled	Lab Sample ID	Analyte	Result	Units	Type	MDL	PQL	Validation Qualifier	Analytical Method	Pre-prep	Prep
STW-LOC-7A-9-092121	09/21/2021	320-79519-7	Perfluoroundecanoic Acid	0.0020	UG/L	PQL		0.0020	UJ	537 Modified		3535_PFC
STW-LOC-3-8-092121	09/21/2021	320-79519-3	Perfluorododecanoic Acid	0.0020	UG/L	PQL		0.0020	UJ	537 Modified		3535_PFC
STW-LOC-3-8-092121	09/21/2021	320-79519-3	Perfluorodecanoic Acid	0.0020	UG/L	PQL		0.0020	UJ	537 Modified		3535_PFC
STW-LOC-3-8-092121	09/21/2021	320-79519-3	Perfluorobutanoic Acid	0.0050	UG/L	PQL		0.0050	UJ	537 Modified		3535_PFC
STW-LOC-4-8-092121	09/21/2021	320-79519-4	Perfluorohexanoic Acid	0.0020	UG/L	PQL		0.0020	UJ	537 Modified		3535_PFC
STW-LOC-4-8-092121	09/21/2021	320-79519-4	Perfluorododecanoic Acid	0.0020	UG/L	PQL		0.0020	UJ	537 Modified		3535_PFC
STW-LOC-5-7-092121	09/21/2021	320-79519-5	Perfluorohexanoic Acid	0.0020	UG/L	PQL		0.0020	UJ	537 Modified		3535_PFC
STW-LOC-5-7-092121	09/21/2021	320-79519-5	Perfluorododecanoic Acid	0.0020	UG/L	PQL		0.0020	UJ	537 Modified		3535_PFC
STW-LOC-7A-9-092121	09/21/2021	320-79519-7	Perfluorononanoic Acid	0.0020	UG/L	PQL		0.0020	UJ	537 Modified		3535_PFC
STW-LOC-7A-9-092121	09/21/2021	320-79519-7	Perfluorotetradecanoic Acid	0.0020	UG/L	PQL		0.0020	UJ	537 Modified		3535_PFC
STW-LOC-7A-9-092121	09/21/2021	320-79519-7	Perfluorohexadecanoic Acid (PFHxDA)	0.0020	ug/L	PQL		0.0020	UJ	537 Modified		3535_PFC
STW-LOC-7A-9-092121	09/21/2021	320-79519-7	Perfluorotridecanoic Acid	0.0020	UG/L	PQL		0.0020	UJ	537 Modified		3535_PFC
STW-LOC-7B-8-092121	09/21/2021	320-79522-1	Perfluorooctadecanoic Acid	0.0020	ug/L	PQL		0.0020	UJ	537 Modified		3535_PFC
STW-LOC-7B-8-092121	09/21/2021	320-79522-1	Perfluoroundecanoic Acid	0.0020	UG/L	PQL		0.0020	UJ	537 Modified		3535_PFC
STW-LOC-5-7-092121	09/21/2021	320-79519-5	Perfluorodecanoic Acid	0.0020	UG/L	PQL		0.0020	UJ	537 Modified		3535_PFC
STW-LOC-7A-9-092121	09/21/2021	320-79519-7	Perfluorododecanoic Acid	0.0020	UG/L	PQL		0.0020	UJ	537 Modified		3535_PFC
STW-LOC-7A-9-092121	09/21/2021	320-79519-7	Perfluorodecanoic Acid	0.0020	UG/L	PQL		0.0020	UJ	537 Modified		3535_PFC
STW-LOC-7B-8-092121	09/21/2021	320-79522-1	Perfluorododecanoic Acid	0.0020	UG/L	PQL		0.0020	UJ	537 Modified		3535_PFC
STW-LOC-7B-8-092121	09/21/2021	320-79522-1	Perfluorononanoic Acid	0.0020	UG/L	PQL		0.0020	UJ	537 Modified		3535_PFC
STW-LOC-7B-8-092121	09/21/2021	320-79522-1	Perfluorotetradecanoic Acid	0.0020	UG/L	PQL		0.0020	UJ	537 Modified		3535_PFC
STW-LOC-7B-8-092121	09/21/2021	320-79522-1	Perfluorohexadecanoic Acid (PFHxDA)	0.0020	ug/L	PQL		0.0020	UJ	537 Modified		3535_PFC
STW-LOC-7B-8-092121	09/21/2021	320-79522-1	Perfluorotridecanoic Acid	0.0020	UG/L	PQL		0.0020	UJ	537 Modified		3535_PFC
STW-LOC-7C-8-092121	09/21/2021	320-79522-2	Perfluorooctadecanoic Acid	0.0020	ug/L	PQL		0.0020	UJ	537 Modified		3535_PFC

Site: Fayetteville

Sampling Program: Stormwater Sampling 9/21

Validation Options: LABSTATS

Validation Reason The preparation hold time for this sample was exceeded by a factor of 2. The reported result may be biased low.

Field Sample ID	Date Sampled	Lab Sample ID	Analyte	Result	Units	Type	MDL	PQL	Validation Qualifier	Analytical Method	Pre-prep	Prep
STW-LOC-7C-8-092121	09/21/2021	320-79522-2	Perfluoroundecanoic Acid	0.0020	UG/L	PQL		0.0020	UJ	537 Modified		3535_PFC
STW-LOC-EB-IS-092121	09/21/2021	320-79507-2	Perfluorooctadecanoic Acid	0.0020	ug/L	PQL		0.0020	UJ	537 Modified		3535_PFC
STW-LOC-EB-IS-092121	09/21/2021	320-79507-2	Perfluoroundecanoic Acid	0.0020	UG/L	PQL		0.0020	UJ	537 Modified		3535_PFC
STW-LOC-EB-IS-092121	09/21/2021	320-79507-2	Perfluoropentanoic Acid	0.0020	UG/L	PQL		0.0020	UJ	537 Modified		3535_PFC
STW-LOC-EB-IS-092121	09/21/2021	320-79507-2	Perfluorohexanoic Acid	0.0020	UG/L	PQL		0.0020	UJ	537 Modified		3535_PFC
STW-LOC-EB-IS-092121	09/21/2021	320-79507-2	Perfluorododecanoic Acid	0.0020	UG/L	PQL		0.0020	UJ	537 Modified		3535_PFC
STW-LOC-EB-IS-092121	09/21/2021	320-79507-2	PFOA	0.0020	UG/L	PQL		0.0020	UJ	537 Modified		3535_PFC
STW-LOC-EB-IS-092121	09/21/2021	320-79507-2	Perfluorodecanoic Acid	0.0020	UG/L	PQL		0.0020	UJ	537 Modified		3535_PFC
STW-LOC-EB-IS-092121	09/21/2021	320-79507-2	Perfluorobutanoic Acid	0.0050	UG/L	PQL		0.0050	UJ	537 Modified		3535_PFC
STW-LOC-EB-IS-092121	09/21/2021	320-79507-2	Perfluoroheptanoic Acid	0.0020	UG/L	PQL		0.0020	UJ	537 Modified		3535_PFC
STW-LOC-EB-IS-092121	09/21/2021	320-79507-2	Perfluorononanoic Acid	0.0020	UG/L	PQL		0.0020	UJ	537 Modified		3535_PFC
STW-LOC-EB-IS-092121	09/21/2021	320-79507-2	Perfluorotetradecanoic Acid	0.0020	UG/L	PQL		0.0020	UJ	537 Modified		3535_PFC
STW-LOC-EB-IS-092121	09/21/2021	320-79507-2	Perfluorohexadecanoic Acid (PFHxDA)	0.0020	ug/L	PQL		0.0020	UJ	537 Modified		3535_PFC
STW-LOC-EB-IS-092121	09/21/2021	320-79507-2	Perfluorotridecanoic Acid	0.0020	UG/L	PQL		0.0020	UJ	537 Modified		3535_PFC
STW-LOC-FB-092121	09/21/2021	320-79507-1	Perfluorooctadecanoic Acid	0.0020	ug/L	PQL		0.0020	UJ	537 Modified		3535_PFC
STW-LOC-FB-092121	09/21/2021	320-79507-1	Perfluoroundecanoic Acid	0.0020	UG/L	PQL		0.0020	UJ	537 Modified		3535_PFC
STW-LOC-FB-092121	09/21/2021	320-79507-1	Perfluoropentanoic Acid	0.0020	UG/L	PQL		0.0020	UJ	537 Modified		3535_PFC
STW-LOC-FB-092121	09/21/2021	320-79507-1	Perfluorohexanoic Acid	0.0020	UG/L	PQL		0.0020	UJ	537 Modified		3535_PFC
STW-LOC-FB-092121	09/21/2021	320-79507-1	Perfluorododecanoic Acid	0.0020	UG/L	PQL		0.0020	UJ	537 Modified		3535_PFC
STW-LOC-FB-092121	09/21/2021	320-79507-1	PFOA	0.0020	UG/L	PQL		0.0020	UJ	537 Modified		3535_PFC
STW-LOC-FB-092121	09/21/2021	320-79507-1	Perfluorodecanoic Acid	0.0020	UG/L	PQL		0.0020	UJ	537 Modified		3535_PFC
STW-LOC-FB-092121	09/21/2021	320-79507-1	Perfluorobutanoic Acid	0.0050	UG/L	PQL		0.0050	UJ	537 Modified		3535_PFC
STW-LOC-FB-092121	09/21/2021	320-79507-1	Perfluoroheptanoic Acid	0.0020	UG/L	PQL		0.0020	UJ	537 Modified		3535_PFC

Site: Fayetteville

Sampling Program: Stormwater Sampling 9/21

Validation Options: LABSTATS

Validation Reason The preparation hold time for this sample was exceeded by a factor of 2. The reported result may be biased low.

Field Sample ID	Date Sampled	Lab Sample ID	Analyte	Result	Units	Type	MDL	PQL	Validation Qualifier	Analytical Method	Pre-prep	Prep
STW-LOC-FB-092121	09/21/2021	320-79507-1	Perfluorononanoic Acid	0.0020	UG/L	PQL		0.0020	UJ	537 Modified		3535_PFC
STW-LOC-FB-092121	09/21/2021	320-79507-1	Perfluorotetradecanoic Acid	0.0020	UG/L	PQL		0.0020	UJ	537 Modified		3535_PFC
STW-LOC-FB-092121	09/21/2021	320-79507-1	Perfluorohexadecanoic Acid (PFHxDA)	0.0020	ug/L	PQL		0.0020	UJ	537 Modified		3535_PFC
STW-LOC-FB-092121	09/21/2021	320-79507-1	Perfluorotridecanoic Acid	0.0020	UG/L	PQL		0.0020	UJ	537 Modified		3535_PFC
STW-LOC-7C-8-092121	09/21/2021	320-79522-2	Perfluorononanoic Acid	0.0020	UG/L	PQL		0.0020	UJ	537 Modified		3535_PFC
STW-LOC-7C-8-092121	09/21/2021	320-79522-2	Perfluorotetradecanoic Acid	0.0020	UG/L	PQL		0.0020	UJ	537 Modified		3535_PFC
STW-LOC-7C-8-092121	09/21/2021	320-79522-2	Perfluorohexadecanoic Acid (PFHxDA)	0.0020	ug/L	PQL		0.0020	UJ	537 Modified		3535_PFC
STW-LOC-7C-8-092121	09/21/2021	320-79522-2	Perfluorotridecanoic Acid	0.0020	UG/L	PQL		0.0020	UJ	537 Modified		3535_PFC
STW-LOC-7B-8-092121	09/21/2021	320-79522-1	Perfluorodecanoic Acid	0.0020	UG/L	PQL		0.0020	UJ	537 Modified		3535_PFC
STW-LOC-7C-8-092121	09/21/2021	320-79522-2	Perfluorododecanoic Acid	0.0020	UG/L	PQL		0.0020	UJ	537 Modified		3535_PFC
STW-LOC-7C-8-092121	09/21/2021	320-79522-2	Perfluorodecanoic Acid	0.0020	UG/L	PQL		0.0020	UJ	537 Modified		3535_PFC
STW-LOC-9-8-092121	09/21/2021	320-79522-3	Perfluorooctadecanoic Acid	0.0020	ug/L	PQL		0.0020	UJ	537 Modified		3535_PFC
STW-LOC-9-8-092121	09/21/2021	320-79522-3	Perfluoroundecanoic Acid	0.0020	UG/L	PQL		0.0020	UJ	537 Modified		3535_PFC
STW-LOC-9-8-092121	09/21/2021	320-79522-3	Perfluorononanoic Acid	0.0020	UG/L	PQL		0.0020	UJ	537 Modified		3535_PFC
STW-LOC-9-8-092121	09/21/2021	320-79522-3	Perfluorotetradecanoic Acid	0.0020	UG/L	PQL		0.0020	UJ	537 Modified		3535_PFC
STW-LOC-9-8-092121	09/21/2021	320-79522-3	Perfluorohexadecanoic Acid (PFHxDA)	0.0020	ug/L	PQL		0.0020	UJ	537 Modified		3535_PFC
STW-LOC-9-8-092121	09/21/2021	320-79522-3	Perfluorotridecanoic Acid	0.0020	UG/L	PQL		0.0020	UJ	537 Modified		3535_PFC
STW-LOC-9-8-092121	09/21/2021	320-79522-3	Perfluorododecanoic Acid	0.0020	UG/L	PQL		0.0020	UJ	537 Modified		3535_PFC
STW-LOC-9-8-092121	09/21/2021	320-79522-3	Perfluorodecanoic Acid	0.0020	UG/L	PQL		0.0020	UJ	537 Modified		3535_PFC

Site: Fayetteville

Sampling Program: Stormwater Sampling 9/21

Validation Options: LABSTATS

Validation Reason Associated MS and/or MSD analysis had relative percent recovery (RPR) values less than the lower control limit. The actual detection limits may be higher than reported.

Field Sample ID	Date Sampled	Lab Sample ID	Analyte	Result	Units	Type	MDL	PQL	Validation Qualifier	Analytical Method	Pre-prep	Prep
STW-LOC-19A-092321	09/23/2021	320-79498-3	Perfluorooctadecanoic Acid	0.0020	ug/L	PQL		0.0020	UJ	537 Modified		3535_PFC
STW-LOC-19A-092321	09/23/2021	320-79498-3	R-PSDA	0.0020	UG/L	PQL		0.0020	UJ	Cl. Spec. Table 3 Compound SOP		PFAS_DI_Prep
STW-LOC-19A-092321	09/23/2021	320-79498-3	R-PSDA	0.0020	UG/L	PQL		0.0020	UJ	Cl. Spec. Table 3 Compound SOP		PFAS_DI_Prep
STW-LOC-19A-092321	09/23/2021	320-79498-3	PEPA	0.020	UG/L	PQL		0.020	UJ	Cl. Spec. Table 3 Compound SOP		PFAS_DI_Prep
STW-LOC-19A-092321	09/23/2021	320-79498-3	PEPA	0.020	UG/L	PQL		0.020	UJ	Cl. Spec. Table 3 Compound SOP		PFAS_DI_Prep
STW-LOC-19A-092321	09/23/2021	320-79498-3	PFECA-G	0.0020	UG/L	PQL		0.0020	UJ	Cl. Spec. Table 3 Compound SOP		PFAS_DI_Prep
STW-LOC-19A-092321	09/23/2021	320-79498-3	PFECA-G	0.0020	UG/L	PQL		0.0020	UJ	Cl. Spec. Table 3 Compound SOP		PFAS_DI_Prep
STW-LOC-19A-092321-D	09/23/2021	320-79498-4	R-PSDA	0.0020	UG/L	PQL		0.0020	UJ	Cl. Spec. Table 3 Compound SOP		PFAS_DI_Prep
STW-LOC-19A-092321-D	09/23/2021	320-79498-4	PEPA	0.020	UG/L	PQL		0.020	UJ	Cl. Spec. Table 3 Compound SOP		PFAS_DI_Prep
STW-LOC-19A-092321-D	09/23/2021	320-79498-4	PFECA-G	0.0020	UG/L	PQL		0.0020	UJ	Cl. Spec. Table 3 Compound SOP		PFAS_DI_Prep

Site: Fayetteville

Sampling Program: Stormwater Sampling 9/21

Validation Options: LABSTATS

Validation Reason The preparation hold time for this sample was exceeded. The reporting limit may be biased low.

Field Sample ID	Date	Sampled Lab Sample ID	Analyte	Result	Units	Type	MDL	PQL	Validation Qualifier	Analytical Method	Pre-prep	Prep
STW-LOC-18-4-092321	09/23/2021	320-79515-1	Perfluorooctadecanoic Acid	0.0020	ug/L	PQL		0.0020	UJ	537 Modified		3535_PFC
STW-LOC-18-4-092321	09/23/2021	320-79515-1	Perfluoroundecanoic Acid	0.0020	UG/L	PQL		0.0020	UJ	537 Modified		3535_PFC
STW-LOC-18-4-092321	09/23/2021	320-79515-1	Perfluorodecanoic Acid	0.0020	UG/L	PQL		0.0020	UJ	537 Modified		3535_PFC
STW-LOC-18-4-092321	09/23/2021	320-79515-1	Perfluorobutanoic Acid	0.0050	UG/L	PQL		0.0050	UJ	537 Modified		3535_PFC
STW-LOC-18-4-092321	09/23/2021	320-79515-1	Perfluoroheptanoic Acid	0.0020	UG/L	PQL		0.0020	UJ	537 Modified		3535_PFC
STW-LOC-18-4-092321	09/23/2021	320-79515-1	Perfluorononanoic Acid	0.0020	UG/L	PQL		0.0020	UJ	537 Modified		3535_PFC
STW-LOC-18-4-092321	09/23/2021	320-79515-1	Perfluorotetradecanoic Acid	0.0020	UG/L	PQL		0.0020	UJ	537 Modified		3535_PFC
STW-LOC-18-4-092321	09/23/2021	320-79515-1	Perfluorohexadecanoic Acid (PFHxDA)	0.0020	ug/L	PQL		0.0020	UJ	537 Modified		3535_PFC
STW-LOC-18-4-092321	09/23/2021	320-79515-1	Perfluorotridecanoic Acid	0.0020	UG/L	PQL		0.0020	UJ	537 Modified		3535_PFC
STW-LOC-19A-092321	09/23/2021	320-79498-3	Perfluoroundecanoic Acid	0.0020	UG/L	PQL		0.0020	UJ	537 Modified		3535_PFC
STW-LOC-19A-092321	09/23/2021	320-79498-3	Perfluorodecanoic Acid	0.0020	UG/L	PQL		0.0020	UJ	537 Modified		3535_PFC
STW-LOC-19A-092321	09/23/2021	320-79498-3	Perfluorobutanoic Acid	0.0050	UG/L	PQL		0.0050	UJ	537 Modified		3535_PFC
STW-LOC-19A-092321	09/23/2021	320-79498-3	Perfluoroheptanoic Acid	0.0020	UG/L	PQL		0.0020	UJ	537 Modified		3535_PFC
STW-LOC-19A-092321	09/23/2021	320-79498-3	Perfluorononanoic Acid	0.0020	UG/L	PQL		0.0020	UJ	537 Modified		3535_PFC
STW-LOC-19A-092321	09/23/2021	320-79498-3	Perfluorotetradecanoic Acid	0.0020	UG/L	PQL		0.0020	UJ	537 Modified		3535_PFC
STW-LOC-19A-092321	09/23/2021	320-79498-3	Perfluorohexadecanoic Acid (PFHxDA)	0.0020	ug/L	PQL		0.0020	UJ	537 Modified		3535_PFC
STW-LOC-19A-092321	09/23/2021	320-79498-3	Perfluorotridecanoic Acid	0.0020	UG/L	PQL		0.0020	UJ	537 Modified		3535_PFC
STW-LOC-19A-092321	09/23/2021	320-79498-3	Perfluoroheptanoic Acid (trial)	0.0020	UG/L	PQL		0.0020	UJ	537 Modified		3535_PFC
STW-LOC-19A-092321	09/23/2021	320-79498-3	Perfluorononanoic Acid (trial)	0.0020	UG/L	PQL		0.0020	UJ	537 Modified		3535_PFC
STW-LOC-19A-092321	09/23/2021	320-79498-3	Perfluorodecanoic Acid (trial)	0.0020	UG/L	PQL		0.0020	UJ	537 Modified		3535_PFC
STW-LOC-19A-092321	09/23/2021	320-79498-3	Perfluoroundecanoic Acid (trial)	0.0020	UG/L	PQL		0.0020	UJ	537 Modified		3535_PFC
STW-LOC-19A-092321	09/23/2021	320-79498-3	Perfluorododecanoic Acid (trial)	0.0020	UG/L	PQL		0.0020	UJ	537 Modified		3535_PFC
STW-LOC-19A-092321	09/23/2021	320-79498-3	Perfluorotetradecanoic Acid (trial)	0.0020	UG/L	PQL		0.0020	UJ	537 Modified		3535_PFC

Site: Fayetteville

Sampling Program: Stormwater Sampling 9/21

Validation Options: LABSTATS

Validation Reason The preparation hold time for this sample was exceeded. The reporting limit may be biased low.

Field Sample ID	Date Sampled	Lab Sample ID	Analyte	Result	Units	Type	MDL	PQL	Validation Qualifier	Analytical Method	Pre-prep	Prep
STW-LOC-19A-092321	09/23/2021	320-79498-3	Perfluorotridecanoic Acid (trial)	0.0020	UG/L	PQL		0.0020	UJ	537 Modified		3535_PFC
STW-LOC-19A-092321	09/23/2021	320-79498-3	PFHxDA (trial)	0.0020	UG/L	PQL		0.0020	UJ	537 Modified		3535_PFC
STW-LOC-19A-092321	09/23/2021	320-79498-3	Perfluorooctadecanoic Acid (trial)	0.0020	UG/L	PQL		0.0020	UJ	537 Modified		3535_PFC
STW-LOC-18-4-092321	09/23/2021	320-79515-1	Perfluorododecanoic Acid	0.0020	UG/L	PQL		0.0020	UJ	537 Modified		3535_PFC
STW-LOC-19A-092321	09/23/2021	320-79498-3	Perfluorododecanoic Acid	0.0020	UG/L	PQL		0.0020	UJ	537 Modified		3535_PFC
STW-LOC-19A-092321-D	09/23/2021	320-79498-4	Perfluoroundecanoic Acid	0.0020	UG/L	PQL		0.0020	UJ	537 Modified		3535_PFC
STW-LOC-19A-092321-D	09/23/2021	320-79498-4	Perfluorodecanoic Acid	0.0020	UG/L	PQL		0.0020	UJ	537 Modified		3535_PFC
STW-LOC-19A-092321-D	09/23/2021	320-79498-4	Perfluorobutanoic Acid	0.0050	UG/L	PQL		0.0050	UJ	537 Modified		3535_PFC
STW-LOC-19A-092321-D	09/23/2021	320-79498-4	Perfluoroheptanoic Acid	0.0020	UG/L	PQL		0.0020	UJ	537 Modified		3535_PFC
STW-LOC-19A-092321-D	09/23/2021	320-79498-4	Perfluorononanoic Acid	0.0020	UG/L	PQL		0.0020	UJ	537 Modified		3535_PFC
STW-LOC-19A-092321-D	09/23/2021	320-79498-4	Perfluorotetradecanoic Acid	0.0020	UG/L	PQL		0.0020	UJ	537 Modified		3535_PFC
STW-LOC-19A-092321-D	09/23/2021	320-79498-4	Perfluorohexadecanoic Acid (PFHxDA)	0.0020	ug/L	PQL		0.0020	UJ	537 Modified		3535_PFC
STW-LOC-19A-092321-D	09/23/2021	320-79498-4	Perfluorotridecanoic Acid	0.0020	UG/L	PQL		0.0020	UJ	537 Modified		3535_PFC
STW-LOC-19B-092321	09/23/2021	320-79525-3	Perfluorooctadecanoic Acid	0.0020	ug/L	PQL		0.0020	UJ	537 Modified		3535_PFC
STW-LOC-19B-092321	09/23/2021	320-79525-3	Perfluoroundecanoic Acid	0.0020	UG/L	PQL		0.0020	UJ	537 Modified		3535_PFC
STW-LOC-19B-092321	09/23/2021	320-79525-3	Perfluorodecanoic Acid	0.0020	UG/L	PQL		0.0020	UJ	537 Modified		3535_PFC
STW-LOC-19B-092321	09/23/2021	320-79525-3	Perfluorobutanoic Acid	0.0050	UG/L	PQL		0.0050	UJ	537 Modified		3535_PFC
STW-LOC-19B-092321	09/23/2021	320-79525-3	Perfluoroheptanoic Acid	0.0020	UG/L	PQL		0.0020	UJ	537 Modified		3535_PFC
STW-LOC-19B-092321	09/23/2021	320-79525-3	Perfluorononanoic Acid	0.0020	UG/L	PQL		0.0020	UJ	537 Modified		3535_PFC
STW-LOC-19B-092321	09/23/2021	320-79525-3	Perfluorotetradecanoic Acid	0.0020	UG/L	PQL		0.0020	UJ	537 Modified		3535_PFC
STW-LOC-19B-092321	09/23/2021	320-79525-3	Perfluorohexadecanoic Acid (PFHxDA)	0.0020	ug/L	PQL		0.0020	UJ	537 Modified		3535_PFC
STW-LOC-19B-092321	09/23/2021	320-79525-3	Perfluorotridecanoic Acid	0.0020	UG/L	PQL		0.0020	UJ	537 Modified		3535_PFC
STW-LOC-19A-092321	09/23/2021	320-79498-3	Perfluorobutanoic Acid (trial)	0.0050	UG/L	PQL		0.0050	UJ	537 Modified		3535_PFC

Site: Fayetteville

Sampling Program: Stormwater Sampling 9/21

Validation Options: LABSTATS

Validation Reason The preparation hold time for this sample was exceeded. The reporting limit may be biased low.

Field Sample ID	Date	Sampled Lab Sample ID	Analyte	Result	Units	Type	MDL	PQL	Validation Qualifier	Analytical Method	Pre-prep	Prep
STW-LOC-19A-092321-D	09/23/2021	320-79498-4	Perfluorododecanoic Acid	0.0020	UG/L	PQL		0.0020	UJ	537 Modified		3535_PFC
STW-LOC-19B-092321	09/23/2021	320-79525-3	Perfluorododecanoic Acid	0.0020	UG/L	PQL		0.0020	UJ	537 Modified		3535_PFC
STW-LOC-21B-092321	09/23/2021	320-79525-4	Perfluorooctadecanoic Acid	0.0020	ug/L	PQL		0.0020	UJ	537 Modified		3535_PFC
STW-LOC-21B-092321	09/23/2021	320-79525-4	Perfluoroundecanoic Acid	0.0020	UG/L	PQL		0.0020	UJ	537 Modified		3535_PFC
STW-LOC-21B-092321	09/23/2021	320-79525-4	Perfluorododecanoic Acid	0.0020	UG/L	PQL		0.0020	UJ	537 Modified		3535_PFC
STW-LOC-21B-092321	09/23/2021	320-79525-4	Perfluorodecanoic Acid	0.0020	UG/L	PQL		0.0020	UJ	537 Modified		3535_PFC
STW-LOC-21B-092321	09/23/2021	320-79525-4	Perfluorononanoic Acid	0.0020	UG/L	PQL		0.0020	UJ	537 Modified		3535_PFC
STW-LOC-21B-092321	09/23/2021	320-79525-4	Perfluorotetradecanoic Acid	0.0020	UG/L	PQL		0.0020	UJ	537 Modified		3535_PFC
STW-LOC-21B-092321	09/23/2021	320-79525-4	Perfluorohexadecanoic Acid (PFHxDA)	0.0020	ug/L	PQL		0.0020	UJ	537 Modified		3535_PFC
STW-LOC-21B-092321	09/23/2021	320-79525-4	Perfluorotridecanoic Acid	0.0020	UG/L	PQL		0.0020	UJ	537 Modified		3535_PFC
STW-LOC-22-4-092321	09/23/2021	320-79515-2	Perfluorooctadecanoic Acid	0.0020	ug/L	PQL		0.0020	UJ	537 Modified		3535_PFC
STW-LOC-22-4-092321	09/23/2021	320-79515-2	Perfluoroundecanoic Acid	0.0020	UG/L	PQL		0.0020	UJ	537 Modified		3535_PFC
STW-LOC-22-4-092321	09/23/2021	320-79515-2	Perfluoroheptanoic Acid	0.0020	UG/L	PQL		0.0020	UJ	537 Modified		3535_PFC
STW-LOC-22-4-092321	09/23/2021	320-79515-2	Perfluorononanoic Acid	0.0020	UG/L	PQL		0.0020	UJ	537 Modified		3535_PFC
STW-LOC-22-4-092321	09/23/2021	320-79515-2	Perfluorotetradecanoic Acid	0.0020	UG/L	PQL		0.0020	UJ	537 Modified		3535_PFC
STW-LOC-22-4-092321	09/23/2021	320-79515-2	Perfluorohexadecanoic Acid (PFHxDA)	0.0020	ug/L	PQL		0.0020	UJ	537 Modified		3535_PFC
STW-LOC-22-4-092321	09/23/2021	320-79515-2	Perfluorotridecanoic Acid	0.0020	UG/L	PQL		0.0020	UJ	537 Modified		3535_PFC
STW-LOC-23C-1-092421	09/24/2021	320-79515-4	Perfluorooctadecanoic Acid	0.0020	ug/L	PQL		0.0020	UJ	537 Modified		3535_PFC
STW-LOC-23C-1-092421	09/24/2021	320-79515-4	Perfluoroundecanoic Acid	0.0020	UG/L	PQL		0.0020	UJ	537 Modified		3535_PFC
STW-LOC-22-4-092321	09/23/2021	320-79515-2	Perfluorododecanoic Acid	0.0020	UG/L	PQL		0.0020	UJ	537 Modified		3535_PFC
STW-LOC-22-4-092321	09/23/2021	320-79515-2	Perfluorodecanoic Acid	0.0020	UG/L	PQL		0.0020	UJ	537 Modified		3535_PFC
STW-LOC-23C-1-092421	09/24/2021	320-79515-4	Perfluorododecanoic Acid	0.0020	UG/L	PQL		0.0020	UJ	537 Modified		3535_PFC
STW-LOC-23C-1-092421	09/24/2021	320-79515-4	Perfluorodecanoic Acid	0.0020	UG/L	PQL		0.0020	UJ	537 Modified		3535_PFC

Site: Fayetteville

Sampling Program: Stormwater Sampling 9/21

Validation Options: LABSTATS

Validation Reason The preparation hold time for this sample was exceeded. The reporting limit may be biased low.

Field Sample ID	Date Sampled	Lab Sample ID	Analyte	Result	Units	Type	MDL	PQL	Validation Qualifier	Analytical Method	Pre-prep	Prep
STW-LOC-23C-1-092421	09/24/2021	320-79515-4	Perfluorobutanoic Acid	0.0050	UG/L	PQL		0.0050	UJ	537 Modified		3535_PFC
STW-LOC-23C-1-092421	09/24/2021	320-79515-4	Perfluorononanoic Acid	0.0020	UG/L	PQL		0.0020	UJ	537 Modified		3535_PFC
STW-LOC-23C-1-092421	09/24/2021	320-79515-4	Perfluorotetradecanoic Acid	0.0020	UG/L	PQL		0.0020	UJ	537 Modified		3535_PFC
STW-LOC-23C-1-092421	09/24/2021	320-79515-4	Perfluorohexadecanoic Acid (PFHxDA)	0.0020	ug/L	PQL		0.0020	UJ	537 Modified		3535_PFC
STW-LOC-23C-1-092421	09/24/2021	320-79515-4	Perfluorotridecanoic Acid	0.0020	UG/L	PQL		0.0020	UJ	537 Modified		3535_PFC
STW-LOC-23C-2-4-092321	09/23/2021	320-79525-6	Perfluorooctadecanoic Acid	0.0020	ug/L	PQL		0.0020	UJ	537 Modified		3535_PFC
STW-LOC-23C-2-4-092321	09/23/2021	320-79525-6	Perfluoroundecanoic Acid	0.0020	UG/L	PQL		0.0020	UJ	537 Modified		3535_PFC
STW-LOC-23C-2-4-092321	09/23/2021	320-79525-6	Perfluorononanoic Acid	0.0020	UG/L	PQL		0.0020	UJ	537 Modified		3535_PFC
STW-LOC-23C-2-4-092321	09/23/2021	320-79525-6	Perfluorotetradecanoic Acid	0.0020	UG/L	PQL		0.0020	UJ	537 Modified		3535_PFC
STW-LOC-23C-2-4-092321	09/23/2021	320-79525-6	Perfluorohexadecanoic Acid (PFHxDA)	0.0020	ug/L	PQL		0.0020	UJ	537 Modified		3535_PFC
STW-LOC-23C-2-4-092321	09/23/2021	320-79525-6	Perfluorotridecanoic Acid	0.0020	UG/L	PQL		0.0020	UJ	537 Modified		3535_PFC
STW-LOC-23C-3-4-092321	09/23/2021	320-79525-5	Perfluorooctadecanoic Acid	0.0020	ug/L	PQL		0.0020	UJ	537 Modified		3535_PFC
STW-LOC-23C-3-4-092321	09/23/2021	320-79525-5	Perfluoroundecanoic Acid	0.0020	UG/L	PQL		0.0020	UJ	537 Modified		3535_PFC
STW-LOC-23C-2-4-092321	09/23/2021	320-79525-6	Perfluorododecanoic Acid	0.0020	UG/L	PQL		0.0020	UJ	537 Modified		3535_PFC
STW-LOC-23C-2-4-092321	09/23/2021	320-79525-6	Perfluorodecanoic Acid	0.0020	UG/L	PQL		0.0020	UJ	537 Modified		3535_PFC
STW-LOC-23C-3-4-092321	09/23/2021	320-79525-5	Perfluorododecanoic Acid	0.0020	UG/L	PQL		0.0020	UJ	537 Modified		3535_PFC
STW-LOC-23C-3-4-092321	09/23/2021	320-79525-5	Perfluorodecanoic Acid	0.0020	UG/L	PQL		0.0020	UJ	537 Modified		3535_PFC
STW-LOC-23C-3-4-092321	09/23/2021	320-79525-5	Perfluorononanoic Acid	0.0020	UG/L	PQL		0.0020	UJ	537 Modified		3535_PFC
STW-LOC-23C-3-4-092321	09/23/2021	320-79525-5	Perfluorotetradecanoic Acid	0.0020	UG/L	PQL		0.0020	UJ	537 Modified		3535_PFC
STW-LOC-23C-3-4-092321	09/23/2021	320-79525-5	Perfluorohexadecanoic Acid (PFHxDA)	0.0020	ug/L	PQL		0.0020	UJ	537 Modified		3535_PFC
STW-LOC-23C-3-4-092321	09/23/2021	320-79525-5	Perfluorotridecanoic Acid	0.0020	UG/L	PQL		0.0020	UJ	537 Modified		3535_PFC
STW-LOC-6B-092321	09/23/2021	320-79525-1	Perfluorooctadecanoic Acid	0.0020	ug/L	PQL		0.0020	UJ	537 Modified		3535_PFC
STW-LOC-6B-092321	09/23/2021	320-79525-1	Perfluoroundecanoic Acid	0.0020	UG/L	PQL		0.0020	UJ	537 Modified		3535_PFC

Site: Fayetteville

Sampling Program: Stormwater Sampling 9/21

Validation Options: LABSTATS

Validation Reason The preparation hold time for this sample was exceeded. The reporting limit may be biased low.

Field Sample ID	Date	Sampled Lab Sample ID	Analyte	Result	Units	Type	MDL	PQL	Validation Qualifier	Analytical Method	Pre-prep	Prep
STW-LOC-6B-092321	09/23/2021	320-79525-1	Perfluoropentanoic Acid	0.0020	UG/L	PQL		0.0020	UJ	537 Modified		3535_PFC
STW-LOC-6B-092321	09/23/2021	320-79525-1	Perfluorohexanoic Acid	0.0020	UG/L	PQL		0.0020	UJ	537 Modified		3535_PFC
STW-LOC-6B-092321	09/23/2021	320-79525-1	Perfluorododecanoic Acid	0.0020	UG/L	PQL		0.0020	UJ	537 Modified		3535_PFC
STW-LOC-6B-092321	09/23/2021	320-79525-1	PFOA	0.0020	UG/L	PQL		0.0020	UJ	537 Modified		3535_PFC
STW-LOC-6B-092321	09/23/2021	320-79525-1	Perfluorodecanoic Acid	0.0020	UG/L	PQL		0.0020	UJ	537 Modified		3535_PFC
STW-LOC-6B-092321	09/23/2021	320-79525-1	Perfluorobutanoic Acid	0.0050	UG/L	PQL		0.0050	UJ	537 Modified		3535_PFC
STW-LOC-6B-092321	09/23/2021	320-79525-1	Perfluoroheptanoic Acid	0.0020	UG/L	PQL		0.0020	UJ	537 Modified		3535_PFC
STW-LOC-6B-092321	09/23/2021	320-79525-1	Perfluorononanoic Acid	0.0020	UG/L	PQL		0.0020	UJ	537 Modified		3535_PFC
STW-LOC-6B-092321	09/23/2021	320-79525-1	Perfluorotetradecanoic Acid	0.0020	UG/L	PQL		0.0020	UJ	537 Modified		3535_PFC
STW-LOC-6B-092321	09/23/2021	320-79525-1	Perfluorohexadecanoic Acid (PFHxDA)	0.0020	ug/L	PQL		0.0020	UJ	537 Modified		3535_PFC
STW-LOC-6B-092321	09/23/2021	320-79525-1	Perfluorotridecanoic Acid	0.0020	UG/L	PQL		0.0020	UJ	537 Modified		3535_PFC
STW-LOC-9A-092321	09/23/2021	320-79525-2	Perfluorononanoic Acid	0.0020	UG/L	PQL		0.0020	UJ	537 Modified		3535_PFC
STW-LOC-9A-092321	09/23/2021	320-79525-2	Perfluorotetradecanoic Acid	0.0020	UG/L	PQL		0.0020	UJ	537 Modified		3535_PFC
STW-LOC-9A-092321	09/23/2021	320-79525-2	Perfluorohexadecanoic Acid (PFHxDA)	0.0020	ug/L	PQL		0.0020	UJ	537 Modified		3535_PFC
STW-LOC-9A-092321	09/23/2021	320-79525-2	Perfluorotridecanoic Acid	0.0020	UG/L	PQL		0.0020	UJ	537 Modified		3535_PFC
STW-LOC-EB-DR-092321	09/23/2021	320-79507-3	Perfluorooctadecanoic Acid	0.0020	ug/L	PQL		0.0020	UJ	537 Modified		3535_PFC
STW-LOC-EB-DR-092321	09/23/2021	320-79507-3	Perfluoroundecanoic Acid	0.0020	UG/L	PQL		0.0020	UJ	537 Modified		3535_PFC
STW-LOC-EB-DR-092321	09/23/2021	320-79507-3	Perfluoropentanoic Acid	0.0020	UG/L	PQL		0.0020	UJ	537 Modified		3535_PFC
STW-LOC-EB-DR-092321	09/23/2021	320-79507-3	Perfluorohexanoic Acid	0.0020	UG/L	PQL		0.0020	UJ	537 Modified		3535_PFC
STW-LOC-EB-DR-092321	09/23/2021	320-79507-3	Perfluorododecanoic Acid	0.0020	UG/L	PQL		0.0020	UJ	537 Modified		3535_PFC
STW-LOC-EB-DR-092321	09/23/2021	320-79507-3	PFOA	0.0020	UG/L	PQL		0.0020	UJ	537 Modified		3535_PFC
STW-LOC-EB-DR-092321	09/23/2021	320-79507-3	Perfluorodecanoic Acid	0.0020	UG/L	PQL		0.0020	UJ	537 Modified		3535_PFC
STW-LOC-EB-DR-092321	09/23/2021	320-79507-3	Perfluorobutanoic Acid	0.0050	UG/L	PQL		0.0050	UJ	537 Modified		3535_PFC

Site: Fayetteville

Sampling Program: Stormwater Sampling 9/21

Validation Options: LABSTATS

Validation Reason The preparation hold time for this sample was exceeded. The reporting limit may be biased low.

Field Sample ID	Date Sampled	Lab Sample ID	Analyte	Result	Units	Type	MDL	PQL	Validation Qualifier	Analytical Method	Pre-prep	Prep
STW-LOC-EB-DR-092321	09/23/2021	320-79507-3	Perfluoroheptanoic Acid	0.0020	UG/L	PQL		0.0020	UJ	537 Modified		3535_PFC
STW-LOC-EB-DR-092321	09/23/2021	320-79507-3	Perfluorononanoic Acid	0.0020	UG/L	PQL		0.0020	UJ	537 Modified		3535_PFC
STW-LOC-EB-DR-092321	09/23/2021	320-79507-3	Perfluorotetradecanoic Acid	0.0020	UG/L	PQL		0.0020	UJ	537 Modified		3535_PFC
STW-LOC-EB-DR-092321	09/23/2021	320-79507-3	Perfluorohexadecanoic Acid (PFHxDA)	0.0020	ug/L	PQL		0.0020	UJ	537 Modified		3535_PFC
STW-LOC-EB-DR-092321	09/23/2021	320-79507-3	Perfluorotridecanoic Acid	0.0020	UG/L	PQL		0.0020	UJ	537 Modified		3535_PFC
STW-LOC-EB-DR-092421	09/24/2021	320-79507-6	Perfluorooctadecanoic Acid	0.0020	ug/L	PQL		0.0020	UJ	537 Modified		3535_PFC
STW-LOC-EB-DR-092421	09/24/2021	320-79507-6	Perfluoroundecanoic Acid	0.0020	UG/L	PQL		0.0020	UJ	537 Modified		3535_PFC
STW-LOC-EB-DR-092421	09/24/2021	320-79507-6	Perfluoropentanoic Acid	0.0020	UG/L	PQL		0.0020	UJ	537 Modified		3535_PFC
STW-LOC-EB-DR-092421	09/24/2021	320-79507-6	Perfluorohexanoic Acid	0.0020	UG/L	PQL		0.0020	UJ	537 Modified		3535_PFC
STW-LOC-EB-DR-092421	09/24/2021	320-79507-6	Perfluorododecanoic Acid	0.0020	UG/L	PQL		0.0020	UJ	537 Modified		3535_PFC
STW-LOC-EB-DR-092421	09/24/2021	320-79507-6	PFOA	0.0020	UG/L	PQL		0.0020	UJ	537 Modified		3535_PFC
STW-LOC-EB-DR-092421	09/24/2021	320-79507-6	Perfluorodecanoic Acid	0.0020	UG/L	PQL		0.0020	UJ	537 Modified		3535_PFC
STW-LOC-EB-DR-092421	09/24/2021	320-79507-6	Perfluorobutanoic Acid	0.0050	UG/L	PQL		0.0050	UJ	537 Modified		3535_PFC
STW-LOC-EB-DR-092421	09/24/2021	320-79507-6	Perfluoroheptanoic Acid	0.0020	UG/L	PQL		0.0020	UJ	537 Modified		3535_PFC
STW-LOC-EB-DR-092421	09/24/2021	320-79507-6	Perfluorononanoic Acid	0.0020	UG/L	PQL		0.0020	UJ	537 Modified		3535_PFC
STW-LOC-EB-DR-092421	09/24/2021	320-79507-6	Perfluorotetradecanoic Acid	0.0020	UG/L	PQL		0.0020	UJ	537 Modified		3535_PFC
STW-LOC-EB-DR-092421	09/24/2021	320-79507-6	Perfluorohexadecanoic Acid (PFHxDA)	0.0020	ug/L	PQL		0.0020	UJ	537 Modified		3535_PFC
STW-LOC-EB-DR-092421	09/24/2021	320-79507-6	Perfluorotridecanoic Acid	0.0020	UG/L	PQL		0.0020	UJ	537 Modified		3535_PFC
STW-LOC-EB-IS-092321	09/23/2021	320-79507-4	Perfluorooctadecanoic Acid	0.0020	ug/L	PQL		0.0020	UJ	537 Modified		3535_PFC
STW-LOC-EB-IS-092321	09/23/2021	320-79507-4	Perfluoroundecanoic Acid	0.0020	UG/L	PQL		0.0020	UJ	537 Modified		3535_PFC
STW-LOC-EB-IS-092321	09/23/2021	320-79507-4	Perfluoropentanoic Acid	0.0020	UG/L	PQL		0.0020	UJ	537 Modified		3535_PFC
STW-LOC-EB-IS-092321	09/23/2021	320-79507-4	Perfluorohexanoic Acid	0.0020	UG/L	PQL		0.0020	UJ	537 Modified		3535_PFC
STW-LOC-EB-IS-092321	09/23/2021	320-79507-4	Perfluorododecanoic Acid	0.0020	UG/L	PQL		0.0020	UJ	537 Modified		3535_PFC

Site: Fayetteville

Sampling Program: Stormwater Sampling 9/21

Validation Options: LABSTATS

Validation Reason The preparation hold time for this sample was exceeded. The reporting limit may be biased low.

Field Sample ID	Date Sampled	Lab Sample ID	Analyte	Result	Units	Type	MDL	PQL	Validation Qualifier	Analytical Method	Pre-prep	Prep
STW-LOC-EB-IS-092321	09/23/2021	320-79507-4	PFOA	0.0020	UG/L	PQL		0.0020	UJ	537 Modified		3535_PFC
STW-LOC-EB-IS-092321	09/23/2021	320-79507-4	Perfluorodecanoic Acid	0.0020	UG/L	PQL		0.0020	UJ	537 Modified		3535_PFC
STW-LOC-EB-IS-092321	09/23/2021	320-79507-4	Perfluorobutanoic Acid	0.0050	UG/L	PQL		0.0050	UJ	537 Modified		3535_PFC
STW-LOC-EB-IS-092321	09/23/2021	320-79507-4	Perfluoroheptanoic Acid	0.0020	UG/L	PQL		0.0020	UJ	537 Modified		3535_PFC
STW-LOC-EB-IS-092321	09/23/2021	320-79507-4	Perfluorononanoic Acid	0.0020	UG/L	PQL		0.0020	UJ	537 Modified		3535_PFC
STW-LOC-EB-IS-092321	09/23/2021	320-79507-4	Perfluorotetradecanoic Acid	0.0020	UG/L	PQL		0.0020	UJ	537 Modified		3535_PFC
STW-LOC-EB-IS-092321	09/23/2021	320-79507-4	Perfluorohexadecanoic Acid (PFHxDA)	0.0020	ug/L	PQL		0.0020	UJ	537 Modified		3535_PFC
STW-LOC-EB-IS-092321	09/23/2021	320-79507-4	Perfluorotridecanoic Acid	0.0020	UG/L	PQL		0.0020	UJ	537 Modified		3535_PFC
STW-LOC-EB-IS-092421	09/24/2021	320-79507-7	Perfluorooctadecanoic Acid	0.0020	ug/L	PQL		0.0020	UJ	537 Modified		3535_PFC
STW-LOC-EB-IS-092421	09/24/2021	320-79507-7	Perfluoroundecanoic Acid	0.0020	UG/L	PQL		0.0020	UJ	537 Modified		3535_PFC
STW-LOC-EB-IS-092421	09/24/2021	320-79507-7	Perfluoropentanoic Acid	0.0020	UG/L	PQL		0.0020	UJ	537 Modified		3535_PFC
STW-LOC-EB-IS-092421	09/24/2021	320-79507-7	Perfluorohexanoic Acid	0.0020	UG/L	PQL		0.0020	UJ	537 Modified		3535_PFC
STW-LOC-EB-IS-092421	09/24/2021	320-79507-7	Perfluorododecanoic Acid	0.0020	UG/L	PQL		0.0020	UJ	537 Modified		3535_PFC
STW-LOC-EB-IS-092421	09/24/2021	320-79507-7	PFOA	0.0020	UG/L	PQL		0.0020	UJ	537 Modified		3535_PFC
STW-LOC-EB-IS-092421	09/24/2021	320-79507-7	Perfluorodecanoic Acid	0.0020	UG/L	PQL		0.0020	UJ	537 Modified		3535_PFC
STW-LOC-EB-IS-092421	09/24/2021	320-79507-7	Perfluorobutanoic Acid	0.0050	UG/L	PQL		0.0050	UJ	537 Modified		3535_PFC
STW-LOC-EB-IS-092421	09/24/2021	320-79507-7	Perfluoroheptanoic Acid	0.0020	UG/L	PQL		0.0020	UJ	537 Modified		3535_PFC
STW-LOC-EB-IS-092421	09/24/2021	320-79507-7	Perfluorononanoic Acid	0.0020	UG/L	PQL		0.0020	UJ	537 Modified		3535_PFC
STW-LOC-EB-IS-092421	09/24/2021	320-79507-7	Perfluorotetradecanoic Acid	0.0020	UG/L	PQL		0.0020	UJ	537 Modified		3535_PFC
STW-LOC-EB-IS-092421	09/24/2021	320-79507-7	Perfluorohexadecanoic Acid (PFHxDA)	0.0020	ug/L	PQL		0.0020	UJ	537 Modified		3535_PFC
STW-LOC-EB-IS-092421	09/24/2021	320-79507-7	Perfluorotridecanoic Acid	0.0020	UG/L	PQL		0.0020	UJ	537 Modified		3535_PFC
STW-LOC-FB-092321	09/23/2021	320-79507-5	Perfluorooctadecanoic Acid	0.0020	ug/L	PQL		0.0020	UJ	537 Modified		3535_PFC
STW-LOC-FB-092321	09/23/2021	320-79507-5	Perfluoroundecanoic Acid	0.0020	UG/L	PQL		0.0020	UJ	537 Modified		3535_PFC

Site: Fayetteville

Sampling Program: Stormwater Sampling 9/21

Validation Options: LABSTATS

Validation Reason The preparation hold time for this sample was exceeded. The reporting limit may be biased low.

Field Sample ID	Date	Sampled Lab Sample ID	Analyte	Result	Units	Type	MDL	PQL	Validation Qualifier	Analytical Method	Pre-prep	Prep
STW-LOC-FB-092321	09/23/2021	320-79507-5	Perfluoropentanoic Acid	0.0020	UG/L	PQL		0.0020	UJ	537 Modified		3535_PFC
STW-LOC-FB-092321	09/23/2021	320-79507-5	Perfluorohexanoic Acid	0.0020	UG/L	PQL		0.0020	UJ	537 Modified		3535_PFC
STW-LOC-FB-092321	09/23/2021	320-79507-5	Perfluorododecanoic Acid	0.0020	UG/L	PQL		0.0020	UJ	537 Modified		3535_PFC
STW-LOC-FB-092321	09/23/2021	320-79507-5	PFOA	0.0020	UG/L	PQL		0.0020	UJ	537 Modified		3535_PFC
STW-LOC-FB-092321	09/23/2021	320-79507-5	Perfluorodecanoic Acid	0.0020	UG/L	PQL		0.0020	UJ	537 Modified		3535_PFC
STW-LOC-FB-092321	09/23/2021	320-79507-5	Perfluorobutanoic Acid	0.0050	UG/L	PQL		0.0050	UJ	537 Modified		3535_PFC
STW-LOC-FB-092321	09/23/2021	320-79507-5	Perfluoroheptanoic Acid	0.0020	UG/L	PQL		0.0020	UJ	537 Modified		3535_PFC
STW-LOC-FB-092321	09/23/2021	320-79507-5	Perfluorononanoic Acid	0.0020	UG/L	PQL		0.0020	UJ	537 Modified		3535_PFC
STW-LOC-FB-092321	09/23/2021	320-79507-5	Perfluorotetradecanoic Acid	0.0020	UG/L	PQL		0.0020	UJ	537 Modified		3535_PFC
STW-LOC-FB-092321	09/23/2021	320-79507-5	Perfluorohexadecanoic Acid (PFHxDA)	0.0020	ug/L	PQL		0.0020	UJ	537 Modified		3535_PFC
STW-LOC-FB-092321	09/23/2021	320-79507-5	Perfluorotridecanoic Acid	0.0020	UG/L	PQL		0.0020	UJ	537 Modified		3535_PFC
STW-LOC-FB-092421	09/24/2021	320-79507-8	Perfluorooctadecanoic Acid	0.0020	ug/L	PQL		0.0020	UJ	537 Modified		3535_PFC
STW-LOC-FB-092421	09/24/2021	320-79507-8	Perfluoroundecanoic Acid	0.0020	UG/L	PQL		0.0020	UJ	537 Modified		3535_PFC
STW-LOC-FB-092421	09/24/2021	320-79507-8	Perfluoropentanoic Acid	0.0020	UG/L	PQL		0.0020	UJ	537 Modified		3535_PFC
STW-LOC-FB-092421	09/24/2021	320-79507-8	Perfluorohexanoic Acid	0.0020	UG/L	PQL		0.0020	UJ	537 Modified		3535_PFC
STW-LOC-FB-092421	09/24/2021	320-79507-8	Perfluorododecanoic Acid	0.0020	UG/L	PQL		0.0020	UJ	537 Modified		3535_PFC
STW-LOC-FB-092421	09/24/2021	320-79507-8	PFOA	0.0020	UG/L	PQL		0.0020	UJ	537 Modified		3535_PFC
STW-LOC-FB-092421	09/24/2021	320-79507-8	Perfluorodecanoic Acid	0.0020	UG/L	PQL		0.0020	UJ	537 Modified		3535_PFC
STW-LOC-FB-092421	09/24/2021	320-79507-8	Perfluorobutanoic Acid	0.0050	UG/L	PQL		0.0050	UJ	537 Modified		3535_PFC
STW-LOC-FB-092421	09/24/2021	320-79507-8	Perfluoroheptanoic Acid	0.0020	UG/L	PQL		0.0020	UJ	537 Modified		3535_PFC
STW-LOC-FB-092421	09/24/2021	320-79507-8	Perfluorononanoic Acid	0.0020	UG/L	PQL		0.0020	UJ	537 Modified		3535_PFC
STW-LOC-FB-092421	09/24/2021	320-79507-8	Perfluorotetradecanoic Acid	0.0020	UG/L	PQL		0.0020	UJ	537 Modified		3535_PFC
STW-LOC-FB-092421	09/24/2021	320-79507-8	Perfluorohexadecanoic Acid (PFHxDA)	0.0020	ug/L	PQL		0.0020	UJ	537 Modified		3535_PFC

Site: Fayetteville

Sampling Program: Stormwater Sampling 9/21

Validation Options: LABSTATS

Validation Reason The preparation hold time for this sample was exceeded. The reporting limit may be biased low.

Field Sample ID	Date Sampled	Lab Sample ID	Analyte	Result	Units	Type	MDL	PQL	Validation Qualifier	Analytical Method	Pre-prep	Prep
STW-LOC-FB-092421	09/24/2021	320-79507-8	Perfluorotridecanoic Acid	0.0020	UG/L	PQL		0.0020	UJ	537 Modified		3535_PFC
STW-LOC-8-3.5-092321	09/23/2021	320-79515-3	Perfluorooctadecanoic Acid	0.0020	ug/L	PQL		0.0020	UJ	537 Modified		3535_PFC
STW-LOC-8-3.5-092321	09/23/2021	320-79515-3	Perfluoroundecanoic Acid	0.0020	UG/L	PQL		0.0020	UJ	537 Modified		3535_PFC
STW-LOC-8-3.5-092321	09/23/2021	320-79515-3	Perfluorododecanoic Acid	0.0020	UG/L	PQL		0.0020	UJ	537 Modified		3535_PFC
STW-LOC-8-3.5-092321	09/23/2021	320-79515-3	Perfluorononanoic Acid	0.0020	UG/L	PQL		0.0020	UJ	537 Modified		3535_PFC
STW-LOC-8-3.5-092321	09/23/2021	320-79515-3	Perfluorotetradecanoic Acid	0.0020	UG/L	PQL		0.0020	UJ	537 Modified		3535_PFC
STW-LOC-8-3.5-092321	09/23/2021	320-79515-3	Perfluorohexadecanoic Acid (PFHxDA)	0.0020	ug/L	PQL		0.0020	UJ	537 Modified		3535_PFC
STW-LOC-8-3.5-092321	09/23/2021	320-79515-3	Perfluorotridecanoic Acid	0.0020	UG/L	PQL		0.0020	UJ	537 Modified		3535_PFC
STW-LOC-9A-092321	09/23/2021	320-79525-2	Perfluorooctadecanoic Acid	0.0020	ug/L	PQL		0.0020	UJ	537 Modified		3535_PFC
STW-LOC-9A-092321	09/23/2021	320-79525-2	Perfluoroundecanoic Acid	0.0020	UG/L	PQL		0.0020	UJ	537 Modified		3535_PFC
STW-LOC-8-3.5-092321	09/23/2021	320-79515-3	Perfluorodecanoic Acid	0.0020	UG/L	PQL		0.0020	UJ	537 Modified		3535_PFC
STW-LOC-9A-092321	09/23/2021	320-79525-2	Perfluorododecanoic Acid	0.0020	UG/L	PQL		0.0020	UJ	537 Modified		3535_PFC
STW-LOC-9A-092321	09/23/2021	320-79525-2	Perfluorodecanoic Acid	0.0020	UG/L	PQL		0.0020	UJ	537 Modified		3535_PFC

Site: Fayetteville

Sampling Program: Stormwater Sampling 9/21

Validation Options: LABSTATS

Validation Reason Associated MS and/or MSD analysis had relative percent recovery (RPR) values higher than the upper control limit. The reported result may be biased high.

Field Sample ID	Date Sampled	Lab Sample ID	Analyte	Result	Units	Type	MDL	PQL	Validation Qualifier	Analytical Method	Pre-prep	Prep
STW-LOC-10A-8-092121	09/21/2021	320-79498-1	R-PSDA	0.50	UG/L	PQL		0.0020	J	Cl. Spec. Table 3 Compound SOP		PFAS_DI_Prep
STW-LOC-10A-8-092121	09/21/2021	320-79498-1	R-PSDA	0.45	UG/L	PQL		0.0020	J	Cl. Spec. Table 3 Compound SOP		PFAS_DI_Prep
STW-LOC-10A-8-092121	09/21/2021	320-79498-1	Hydrolyzed PSDA	0.43	UG/L	PQL		0.0020	J	Cl. Spec. Table 3 Compound SOP		PFAS_DI_Prep
STW-LOC-10A-8-092121	09/21/2021	320-79498-1	Hydrolyzed PSDA	0.39	UG/L	PQL		0.0020	J	Cl. Spec. Table 3 Compound SOP		PFAS_DI_Prep
STW-LOC-10A-8-092121	09/21/2021	320-79498-1	R-EVE	0.12	UG/L	PQL		0.0020	J	Cl. Spec. Table 3 Compound SOP		PFAS_DI_Prep
STW-LOC-10A-8-092121	09/21/2021	320-79498-1	R-EVE	0.11	UG/L	PQL		0.0020	J	Cl. Spec. Table 3 Compound SOP		PFAS_DI_Prep

Site: Fayetteville**Sampling Program:** Stormwater Sampling 9/21**Validation Options:** LABSTATS**Validation Reason** Quality review criteria exceeded between the REP (laboratory replicate) and parent sample. The reported result may be imprecise.

Field Sample ID	Date Sampled	Lab Sample ID	Analyte	Result	Units	Type	MDL	PQL	Validation Qualifier	Analytical Method	Pre-prep	Prep
STW-LOC-19A-092321	09/23/2021	320-79498-3	Perfluoropentanoic Acid (trial)	0.0099	UG/L	PQL		0.0020	J	537 Modified		3535_PFC

Site: Fayetteville

Sampling Program: Stormwater Sampling 9/21

Validation Options: LABSTATS

Validation Reason Uncertainty around the analysis of R-PSDA, Hydrolyzed PSDA and R-EVE; J-qualifier added to all detects in the data set, even if there was no matrix spike analyzed for that particular sample.

Field Sample ID	Date Sampled	Lab Sample ID	Analyte	Result	Units	Type	MDL	PQL	Validation Qualifier	Analytical Method	Pre-prep	Prep
STW-LOC-9-8-092121	09/21/2021	320-79522-3	R-PSDA	0.14	UG/L	PQL		0.0020	J	Cl. Spec. Table 3 Compound SOP		PFAS_DI_Prep
STW-LOC-9-8-092121	09/21/2021	320-79522-3	Hydrolyzed PSDA	0.39	UG/L	PQL		0.0020	J	Cl. Spec. Table 3 Compound SOP		PFAS_DI_Prep
STW-LOC-9-8-092121	09/21/2021	320-79522-3	R-EVE	0.027	UG/L	PQL		0.0020	J	Cl. Spec. Table 3 Compound SOP		PFAS_DI_Prep
STW-LOC-8-3.5-092321	09/23/2021	320-79515-3	Hydrolyzed PSDA	0.048	UG/L	PQL		0.0020	J	Cl. Spec. Table 3 Compound SOP		PFAS_DI_Prep
STW-LOC-8-3.5-092321	09/23/2021	320-79515-3	R-EVE	0.0028	UG/L	PQL		0.0020	J	Cl. Spec. Table 3 Compound SOP		PFAS_DI_Prep
STW-LOC-7C-8-092121	09/21/2021	320-79522-2	R-PSDA	0.17	UG/L	PQL		0.0020	J	Cl. Spec. Table 3 Compound SOP		PFAS_DI_Prep
STW-LOC-7C-8-092121	09/21/2021	320-79522-2	Hydrolyzed PSDA	0.24	UG/L	PQL		0.0020	J	Cl. Spec. Table 3 Compound SOP		PFAS_DI_Prep
STW-LOC-7C-8-092121	09/21/2021	320-79522-2	R-EVE	0.035	UG/L	PQL		0.0020	J	Cl. Spec. Table 3 Compound SOP		PFAS_DI_Prep
STW-LOC-7B-8-092121	09/21/2021	320-79522-1	R-PSDA	0.022	UG/L	PQL		0.0035	J	Cl. Spec. Table 3 Compound SOP		PFAS_DI_Prep
STW-LOC-7B-8-092121	09/21/2021	320-79522-1	Hydrolyzed PSDA	0.041	UG/L	PQL		0.0020	J	Cl. Spec. Table 3 Compound SOP		PFAS_DI_Prep
STW-LOC-7B-8-092121	09/21/2021	320-79522-1	R-EVE	0.0063	UG/L	PQL		0.0036	J	Cl. Spec. Table 3 Compound SOP		PFAS_DI_Prep
STW-LOC-7A-9-092121	09/21/2021	320-79519-7	R-PSDA	0.020	UG/L	PQL		0.0035	J	Cl. Spec. Table 3 Compound SOP		PFAS_DI_Prep
STW-LOC-7A-9-092121	09/21/2021	320-79519-7	Hydrolyzed PSDA	0.011	UG/L	PQL		0.0020	J	Cl. Spec. Table 3 Compound SOP		PFAS_DI_Prep
STW-LOC-7A-9-092121	09/21/2021	320-79519-7	R-EVE	0.0040	UG/L	PQL		0.0036	J	Cl. Spec. Table 3 Compound SOP		PFAS_DI_Prep
STW-LOC-5-7-092121	09/21/2021	320-79519-5	R-PSDA	0.043	UG/L	PQL		0.0020	J	Cl. Spec. Table 3 Compound SOP		PFAS_DI_Prep
STW-LOC-5-7-092121	09/21/2021	320-79519-5	Hydrolyzed PSDA	0.0067	UG/L	PQL		0.0020	J	Cl. Spec. Table 3 Compound SOP		PFAS_DI_Prep

Site: Fayetteville

Sampling Program: Stormwater Sampling 9/21

Validation Options: LABSTATS

Validation Reason Uncertainty around the analysis of R-PSDA, Hydrolyzed PSDA and R-EVE; J-qualifier added to all detects in the data set, even if there was no matrix spike analyzed for that particular sample.

Field Sample ID	Date Sampled	Lab Sample ID	Analyte	Result	Units	Type	MDL	PQL	Validation Qualifier	Analytical Method	Pre-prep	Prep
STW-LOC-5-7-092121	09/21/2021	320-79519-5	R-EVE	0.0026	UG/L	PQL		0.0020	J	Cl. Spec. Table 3 Compound SOP		PFAS_DI_Prep
STW-LOC-4-8-092121	09/21/2021	320-79519-4	R-PSDA	0.031	UG/L	PQL		0.0020	J	Cl. Spec. Table 3 Compound SOP		PFAS_DI_Prep
STW-LOC-4-8-092121	09/21/2021	320-79519-4	Hydrolyzed PSDA	0.0036	UG/L	PQL		0.0020	J	Cl. Spec. Table 3 Compound SOP		PFAS_DI_Prep
STW-LOC-4-8-092121	09/21/2021	320-79519-4	R-EVE	0.0026	UG/L	PQL		0.0020	J	Cl. Spec. Table 3 Compound SOP		PFAS_DI_Prep
STW-LOC-3-8-092121	09/21/2021	320-79519-3	R-PSDA	0.021	UG/L	PQL		0.0035	J	Cl. Spec. Table 3 Compound SOP		PFAS_DI_Prep
STW-LOC-3-8-092121	09/21/2021	320-79519-3	Hydrolyzed PSDA	0.0049	UG/L	PQL		0.0020	J	Cl. Spec. Table 3 Compound SOP		PFAS_DI_Prep
STW-LOC-23C-3-4-092321	09/23/2021	320-79525-5	Hydrolyzed PSDA	0.0090	UG/L	PQL		0.0020	J	Cl. Spec. Table 3 Compound SOP		PFAS_DI_Prep
STW-LOC-23C-1-092421	09/24/2021	320-79515-4	R-PSDA	0.018	UG/L	PQL		0.0020	J	Cl. Spec. Table 3 Compound SOP		PFAS_DI_Prep
STW-LOC-23C-1-092421	09/24/2021	320-79515-4	Hydrolyzed PSDA	0.17	UG/L	PQL		0.0020	J	Cl. Spec. Table 3 Compound SOP		PFAS_DI_Prep
STW-LOC-23C-1-092421	09/24/2021	320-79515-4	R-EVE	0.0021	UG/L	PQL		0.0020	J	Cl. Spec. Table 3 Compound SOP		PFAS_DI_Prep
STW-LOC-22-4-092321	09/23/2021	320-79515-2	R-PSDA	0.0033	UG/L	PQL		0.0020	J	Cl. Spec. Table 3 Compound SOP		PFAS_DI_Prep
STW-LOC-22-4-092321	09/23/2021	320-79515-2	Hydrolyzed PSDA	0.046	UG/L	PQL		0.0020	J	Cl. Spec. Table 3 Compound SOP		PFAS_DI_Prep
STW-LOC-22-4-092321	09/23/2021	320-79515-2	R-EVE	0.0096	UG/L	PQL		0.0020	J	Cl. Spec. Table 3 Compound SOP		PFAS_DI_Prep
STW-LOC-20-8-092121	09/21/2021	320-79519-6	R-PSDA	0.18	UG/L	PQL		0.0020	J	Cl. Spec. Table 3 Compound SOP		PFAS_DI_Prep
STW-LOC-20-8-092121	09/21/2021	320-79519-6	Hydrolyzed PSDA	0.13	UG/L	PQL		0.0020	J	Cl. Spec. Table 3 Compound SOP		PFAS_DI_Prep
STW-LOC-20-8-092121	09/21/2021	320-79519-6	R-EVE	0.039	UG/L	PQL		0.0020	J	Cl. Spec. Table 3 Compound SOP		PFAS_DI_Prep
STW-LOC-2-8-092121	09/21/2021	320-79519-2	R-PSDA	0.035	UG/L	PQL		0.0020	J	Cl. Spec. Table 3 Compound		PFAS_DI_Prep

Site: Fayetteville

Sampling Program: Stormwater Sampling 9/21

Validation Options: LABSTATS

Validation Reason Uncertainty around the analysis of R-PSDA, Hydrolyzed PSDA and R-EVE; J-qualifier added to all detects in the data set, even if there was no matrix spike analyzed for that particular sample.

Field Sample ID	Date		Analyte	Result	Units	Type	MDL	PQL	Validation Qualifier	Analytical Method	Pre-prep	Prep
	Sampled	Lab Sample ID										
STW-LOC-2-8-092121	09/21/2021	320-79519-2	Hydrolyzed PSDA	0.014	UG/L	PQL		0.0020	J	Cl. Spec. Table 3 Compound SOP		PFAS_DI_Prep
STW-LOC-2-8-092121	09/21/2021	320-79519-2	R-EVE	0.0028	UG/L	PQL		0.0020	J	Cl. Spec. Table 3 Compound SOP		PFAS_DI_Prep
STW-LOC-15-7.5-092121	09/21/2021	320-79522-7	R-PSDA	0.27	UG/L	PQL		0.0035	J	Cl. Spec. Table 3 Compound SOP		PFAS_DI_Prep
STW-LOC-15-7.5-092121	09/21/2021	320-79522-7	Hydrolyzed PSDA	0.35	UG/L	PQL		0.0020	J	Cl. Spec. Table 3 Compound SOP		PFAS_DI_Prep
STW-LOC-15-7.5-092121	09/21/2021	320-79522-7	R-EVE	0.074	UG/L	PQL		0.0036	J	Cl. Spec. Table 3 Compound SOP		PFAS_DI_Prep
STW-LOC-14-8-092121	09/21/2021	320-79522-6	R-PSDA	0.021	UG/L	PQL		0.0020	J	Cl. Spec. Table 3 Compound SOP		PFAS_DI_Prep
STW-LOC-14-8-092121	09/21/2021	320-79522-6	Hydrolyzed PSDA	0.0029	UG/L	PQL		0.0020	J	Cl. Spec. Table 3 Compound SOP		PFAS_DI_Prep
STW-LOC-13-8-092121	09/21/2021	320-79522-5	R-PSDA	0.097	UG/L	PQL		0.0020	J	Cl. Spec. Table 3 Compound SOP		PFAS_DI_Prep
STW-LOC-13-8-092121	09/21/2021	320-79522-5	Hydrolyzed PSDA	0.013	UG/L	PQL		0.0020	J	Cl. Spec. Table 3 Compound SOP		PFAS_DI_Prep
STW-LOC-13-8-092121	09/21/2021	320-79522-5	R-EVE	0.0062	UG/L	PQL		0.0020	J	Cl. Spec. Table 3 Compound SOP		PFAS_DI_Prep
STW-LOC-12-8-092121	09/21/2021	320-79522-4	R-PSDA	0.081	UG/L	PQL		0.0020	J	Cl. Spec. Table 3 Compound SOP		PFAS_DI_Prep
STW-LOC-12-8-092121	09/21/2021	320-79522-4	Hydrolyzed PSDA	0.0094	UG/L	PQL		0.0020	J	Cl. Spec. Table 3 Compound SOP		PFAS_DI_Prep
STW-LOC-12-8-092121	09/21/2021	320-79522-4	R-EVE	0.0044	UG/L	PQL		0.0020	J	Cl. Spec. Table 3 Compound SOP		PFAS_DI_Prep
STW-LOC-11-8-092121	09/21/2021	320-79525-7	R-PSDA	0.34	UG/L	PQL		0.0020	J	Cl. Spec. Table 3 Compound SOP		PFAS_DI_Prep
STW-LOC-11-8-092121	09/21/2021	320-79525-7	Hydrolyzed PSDA	0.19	UG/L	PQL		0.0020	J	Cl. Spec. Table 3 Compound SOP		PFAS_DI_Prep
STW-LOC-11-8-092121	09/21/2021	320-79525-7	R-EVE	0.11	UG/L	PQL		0.0020	J	Cl. Spec. Table 3 Compound SOP		PFAS_DI_Prep

Site: Fayetteville**Sampling Program:** Stormwater Sampling 9/21**Validation Options:** LABSTATS

Validation Reason Uncertainty around the analysis of R-PSDA, Hydrolyzed PSDA and R-EVE; J-qualifier added to all detects in the data set, even if there was no matrix spike analyzed for that particular sample.

Field Sample ID	Date		Analyte	Result	Units	Type	MDL	PQL	Validation Qualifier	Analytical Method	Pre-prep	Prep
	Sampled	Lab Sample ID										
STW-LOC-10A-8-092121-D	09/21/2021	320-79498-2	R-PSDA	0.45	UG/L	PQL		0.0020	J	Cl. Spec. Table 3 Compound SOP		PFAS_DI_Prep
STW-LOC-10A-8-092121-D	09/21/2021	320-79498-2	Hydrolyzed PSDA	0.39	UG/L	PQL		0.0020	J	Cl. Spec. Table 3 Compound SOP		PFAS_DI_Prep
STW-LOC-10A-8-092121-D	09/21/2021	320-79498-2	R-EVE	0.11	UG/L	PQL		0.0020	J	Cl. Spec. Table 3 Compound SOP		PFAS_DI_Prep
STW-LOC-1-8-092121	09/21/2021	320-79519-1	R-PSDA	0.0065	UG/L	PQL		0.0020	J	Cl. Spec. Table 3 Compound SOP		PFAS_DI_Prep

Site: Fayetteville

Sampling Program: Stormwater Sampling 9/21

Validation Options: LABSTATS

Validation Reason The preparation hold time for this sample was exceeded by a factor of 2. The reported result may be biased low.

Field Sample ID	Date Sampled	Lab Sample ID	Analyte	Result	Units	Type	MDL	PQL	Validation Qualifier	Analytical Method	Pre-prep	Prep
STW-LOC-9-8-092121	09/21/2021	320-79522-3	Perfluorobutanoic Acid	0.014	UG/L	PQL		0.0050	J	537 Modified		3535_PFC
STW-LOC-9-8-092121	09/21/2021	320-79522-3	Perfluoroheptanoic Acid	0.0063	UG/L	PQL		0.0020	J	537 Modified		3535_PFC
STW-LOC-9-8-092121	09/21/2021	320-79522-3	PFOA	0.0088	UG/L	PQL		0.0020	J	537 Modified		3535_PFC
STW-LOC-9-8-092121	09/21/2021	320-79522-3	Perfluoropentanoic Acid	0.025	UG/L	PQL		0.0020	J	537 Modified		3535_PFC
STW-LOC-9-8-092121	09/21/2021	320-79522-3	Perfluorohexanoic Acid	0.013	UG/L	PQL		0.0020	J	537 Modified		3535_PFC
STW-LOC-7C-8-092121	09/21/2021	320-79522-2	Perfluorobutanoic Acid	0.016	UG/L	PQL		0.0050	J	537 Modified		3535_PFC
STW-LOC-7C-8-092121	09/21/2021	320-79522-2	Perfluoroheptanoic Acid	0.0051	UG/L	PQL		0.0020	J	537 Modified		3535_PFC
STW-LOC-7C-8-092121	09/21/2021	320-79522-2	PFOA	0.018	UG/L	PQL		0.0020	J	537 Modified		3535_PFC
STW-LOC-7B-8-092121	09/21/2021	320-79522-1	Perfluorobutanoic Acid	0.012	UG/L	PQL		0.0050	J	537 Modified		3535_PFC
STW-LOC-7B-8-092121	09/21/2021	320-79522-1	Perfluoroheptanoic Acid	0.0052	UG/L	PQL		0.0020	J	537 Modified		3535_PFC
STW-LOC-7C-8-092121	09/21/2021	320-79522-2	Perfluoropentanoic Acid	0.023	UG/L	PQL		0.0020	J	537 Modified		3535_PFC
STW-LOC-7C-8-092121	09/21/2021	320-79522-2	Perfluorohexanoic Acid	0.010	UG/L	PQL		0.0020	J	537 Modified		3535_PFC
STW-LOC-7B-8-092121	09/21/2021	320-79522-1	PFOA	0.025	UG/L	PQL		0.0020	J	537 Modified		3535_PFC
STW-LOC-7A-9-092121	09/21/2021	320-79519-7	Perfluorobutanoic Acid	0.012	UG/L	PQL		0.0050	J	537 Modified		3535_PFC
STW-LOC-7A-9-092121	09/21/2021	320-79519-7	Perfluoroheptanoic Acid	0.0050	UG/L	PQL		0.0020	J	537 Modified		3535_PFC
STW-LOC-7A-9-092121	09/21/2021	320-79519-7	PFOA	0.023	UG/L	PQL		0.0020	J	537 Modified		3535_PFC
STW-LOC-5-7-092121	09/21/2021	320-79519-5	Perfluorobutanoic Acid	0.015	UG/L	PQL		0.0050	J	537 Modified		3535_PFC
STW-LOC-7B-8-092121	09/21/2021	320-79522-1	Perfluoropentanoic Acid	0.016	UG/L	PQL		0.0020	J	537 Modified		3535_PFC
STW-LOC-7B-8-092121	09/21/2021	320-79522-1	Perfluorohexanoic Acid	0.0083	UG/L	PQL		0.0020	J	537 Modified		3535_PFC
STW-LOC-5-7-092121	09/21/2021	320-79519-5	PFOA	0.0025	UG/L	PQL		0.0020	J	537 Modified		3535_PFC
STW-LOC-4-8-092121	09/21/2021	320-79519-4	PFOA	0.0067	UG/L	PQL		0.0020	J	537 Modified		3535_PFC
STW-LOC-3-8-092121	09/21/2021	320-79519-3	Perfluoroheptanoic Acid	0.0060	UG/L	PQL		0.0020	J	537 Modified		3535_PFC
STW-LOC-3-8-092121	09/21/2021	320-79519-3	PFOA	0.064	UG/L	PQL		0.0020	J	537 Modified		3535_PFC

Site: Fayetteville

Sampling Program: Stormwater Sampling 9/21

Validation Options: LABSTATS

Validation Reason The preparation hold time for this sample was exceeded by a factor of 2. The reported result may be biased low.

Field Sample ID	Date Sampled	Lab Sample ID	Analyte	Result	Units	Type	MDL	PQL	Validation Qualifier	Analytical Method	Pre-prep	Prep
STW-LOC-7A-9-092121	09/21/2021	320-79519-7	Perfluoropentanoic Acid	0.016	UG/L	PQL		0.0020	J	537 Modified		3535_PFC
STW-LOC-7A-9-092121	09/21/2021	320-79519-7	Perfluorohexanoic Acid	0.0089	UG/L	PQL		0.0020	J	537 Modified		3535_PFC
STW-LOC-5-7-092121	09/21/2021	320-79519-5	Perfluoropentanoic Acid	0.0085	UG/L	PQL		0.0020	J	537 Modified		3535_PFC
STW-LOC-4-8-092121	09/21/2021	320-79519-4	Perfluoropentanoic Acid	0.012	UG/L	PQL		0.0020	J	537 Modified		3535_PFC
STW-LOC-3-8-092121	09/21/2021	320-79519-3	Perfluoropentanoic Acid	0.012	UG/L	PQL		0.0020	J	537 Modified		3535_PFC
STW-LOC-3-8-092121	09/21/2021	320-79519-3	Perfluorohexanoic Acid	0.0039	UG/L	PQL		0.0020	J	537 Modified		3535_PFC
STW-LOC-20-8-092121	09/21/2021	320-79519-6	Perfluorobutanoic Acid	0.017	UG/L	PQL		0.0050	J	537 Modified		3535_PFC
STW-LOC-20-8-092121	09/21/2021	320-79519-6	Perfluoroheptanoic Acid	0.0050	UG/L	PQL		0.0020	J	537 Modified		3535_PFC
STW-LOC-20-8-092121	09/21/2021	320-79519-6	PFOA	0.018	UG/L	PQL		0.0020	J	537 Modified		3535_PFC
STW-LOC-20-8-092121	09/21/2021	320-79519-6	Perfluoropentanoic Acid	0.025	UG/L	PQL		0.0020	J	537 Modified		3535_PFC
STW-LOC-20-8-092121	09/21/2021	320-79519-6	Perfluorohexanoic Acid	0.0096	UG/L	PQL		0.0020	J	537 Modified		3535_PFC
STW-LOC-2-8-092121	09/21/2021	320-79519-2	PFOA	0.012	UG/L	PQL		0.0020	J	537 Modified		3535_PFC
STW-LOC-2-8-092121	09/21/2021	320-79519-2	Perfluoropentanoic Acid	0.0073	UG/L	PQL		0.0020	J	537 Modified		3535_PFC
STW-LOC-15-7.5-092121	09/21/2021	320-79522-7	Perfluorobutanoic Acid	0.020	UG/L	PQL		0.0050	J	537 Modified		3535_PFC
STW-LOC-15-7.5-092121	09/21/2021	320-79522-7	Perfluoroheptanoic Acid	0.0069	UG/L	PQL		0.0020	J	537 Modified		3535_PFC
STW-LOC-15-7.5-092121	09/21/2021	320-79522-7	PFOA	0.0096	UG/L	PQL		0.0020	J	537 Modified		3535_PFC
STW-LOC-14-8-092121	09/21/2021	320-79522-6	Perfluorobutanoic Acid	0.010	UG/L	PQL		0.0050	J	537 Modified		3535_PFC
STW-LOC-14-8-092121	09/21/2021	320-79522-6	Perfluoroheptanoic Acid	0.0044	UG/L	PQL		0.0020	J	537 Modified		3535_PFC
STW-LOC-14-8-092121	09/21/2021	320-79522-6	PFOA	0.0069	UG/L	PQL		0.0020	J	537 Modified		3535_PFC
STW-LOC-15-7.5-092121	09/21/2021	320-79522-7	Perfluoropentanoic Acid	0.040	UG/L	PQL		0.0020	J	537 Modified		3535_PFC
STW-LOC-15-7.5-092121	09/21/2021	320-79522-7	Perfluorohexanoic Acid	0.012	UG/L	PQL		0.0020	J	537 Modified		3535_PFC
STW-LOC-14-8-092121	09/21/2021	320-79522-6	Perfluoropentanoic Acid	0.013	UG/L	PQL		0.0020	J	537 Modified		3535_PFC
STW-LOC-14-8-092121	09/21/2021	320-79522-6	Perfluorohexanoic Acid	0.0099	UG/L	PQL		0.0020	J	537 Modified		3535_PFC

Site: Fayetteville

Sampling Program: Stormwater Sampling 9/21

Validation Options: LABSTATS

Validation Reason The preparation hold time for this sample was exceeded by a factor of 2. The reported result may be biased low.

Field Sample ID	Date Sampled	Lab Sample ID	Analyte	Result	Units	Type	MDL	PQL	Validation Qualifier	Analytical Method	Pre-prep	Prep
STW-LOC-13-8-092121	09/21/2021	320-79522-5	Perfluorobutanoic Acid	0.027	UG/L	PQL		0.0050	J	537 Modified		3535_PFC
STW-LOC-13-8-092121	09/21/2021	320-79522-5	PFOA	0.0035	UG/L	PQL		0.0020	J	537 Modified		3535_PFC
STW-LOC-12-8-092121	09/21/2021	320-79522-4	Perfluorobutanoic Acid	0.015	UG/L	PQL		0.0050	J	537 Modified		3535_PFC
STW-LOC-12-8-092121	09/21/2021	320-79522-4	PFOA	0.0049	UG/L	PQL		0.0020	J	537 Modified		3535_PFC
STW-LOC-13-8-092121	09/21/2021	320-79522-5	Perfluoropentanoic Acid	0.0058	UG/L	PQL		0.0020	J	537 Modified		3535_PFC
STW-LOC-12-8-092121	09/21/2021	320-79522-4	Perfluoropentanoic Acid	0.0038	UG/L	PQL		0.0020	J	537 Modified		3535_PFC
STW-LOC-12-8-092121	09/21/2021	320-79522-4	Perfluorohexanoic Acid	0.0027	UG/L	PQL		0.0020	J	537 Modified		3535_PFC
STW-LOC-11-8-092121	09/21/2021	320-79525-7	Perfluorobutanoic Acid	0.16	UG/L	PQL		0.0050	J	537 Modified		3535_PFC
STW-LOC-11-8-092121	09/21/2021	320-79525-7	Perfluoroheptanoic Acid	0.0030	UG/L	PQL		0.0020	J	537 Modified		3535_PFC
STW-LOC-11-8-092121	09/21/2021	320-79525-7	PFOA	0.011	UG/L	PQL		0.0020	J	537 Modified		3535_PFC
STW-LOC-10A-8-092121-D	09/21/2021	320-79498-2	Perfluorobutanoic Acid	0.026	UG/L	PQL		0.0050	J	537 Modified		3535_PFC
STW-LOC-10A-8-092121-D	09/21/2021	320-79498-2	Perfluoroheptanoic Acid	0.0081	UG/L	PQL		0.0020	J	537 Modified		3535_PFC
STW-LOC-10A-8-092121-D	09/21/2021	320-79498-2	Perfluorononanoic Acid	0.0023	UG/L	PQL		0.0020	J	537 Modified		3535_PFC
STW-LOC-11-8-092121	09/21/2021	320-79525-7	Perfluoropentanoic Acid	0.091	UG/L	PQL		0.0020	J	537 Modified		3535_PFC
STW-LOC-11-8-092121	09/21/2021	320-79525-7	Perfluorohexanoic Acid	0.0037	UG/L	PQL		0.0020	J	537 Modified		3535_PFC
STW-LOC-10A-8-092121-D	09/21/2021	320-79498-2	PFOA	0.010	UG/L	PQL		0.0020	J	537 Modified		3535_PFC
STW-LOC-10A-8-092121	09/21/2021	320-79498-1	PFOA	0.0097	UG/L	PQL		0.0020	J	537 Modified		3535_PFC
STW-LOC-10A-8-092121-D	09/21/2021	320-79498-2	Perfluoropentanoic Acid	0.045	UG/L	PQL		0.0020	J	537 Modified		3535_PFC
STW-LOC-10A-8-092121-D	09/21/2021	320-79498-2	Perfluorohexanoic Acid	0.014	UG/L	PQL		0.0020	J	537 Modified		3535_PFC
STW-LOC-10A-8-092121	09/21/2021	320-79498-1	PFOA (trial)	0.010	UG/L	PQL		0.0020	J	537 Modified		3535_PFC
STW-LOC-10A-8-092121	09/21/2021	320-79498-1	Perfluorobutanoic Acid (trial)	0.026	UG/L	PQL		0.0050	J	537 Modified		3535_PFC
STW-LOC-10A-8-092121	09/21/2021	320-79498-1	Perfluoropentanoic Acid (trial)	0.044	UG/L	PQL		0.0020	J	537 Modified		3535_PFC
STW-LOC-10A-8-092121	09/21/2021	320-79498-1	Perfluorohexanoic Acid (trial)	0.014	UG/L	PQL		0.0020	J	537 Modified		3535_PFC

Site: Fayetteville

Sampling Program: Stormwater Sampling 9/21

Validation Options: LABSTATS

Validation Reason

The preparation hold time for this sample was exceeded by a factor of 2. The reported result may be biased low.

Field Sample ID	Date Sampled	Lab Sample ID	Analyte	Result	Units	Type	MDL	PQL	Validation Qualifier	Analytical Method	Pre-prep	Prep
STW-LOC-10A-8-092121	09/21/2021	320-79498-1	Perfluoroheptanoic Acid (trial)	0.0084	UG/L	PQL		0.0020	J	537 Modified		3535_PFC
STW-LOC-10A-8-092121	09/21/2021	320-79498-1	Perfluorononanoic Acid (trial)	0.0023	UG/L	PQL		0.0020	J	537 Modified		3535_PFC
STW-LOC-10A-8-092121	09/21/2021	320-79498-1	Perfluorobutanoic Acid	0.026	UG/L	PQL		0.0050	J	537 Modified		3535_PFC
STW-LOC-10A-8-092121	09/21/2021	320-79498-1	Perfluoroheptanoic Acid	0.0081	UG/L	PQL		0.0020	J	537 Modified		3535_PFC
STW-LOC-10A-8-092121	09/21/2021	320-79498-1	Perfluorononanoic Acid	0.0024	UG/L	PQL		0.0020	J	537 Modified		3535_PFC
STW-LOC-10A-8-092121	09/21/2021	320-79498-1	Perfluoropentanoic Acid	0.043	UG/L	PQL		0.0020	J	537 Modified		3535_PFC
STW-LOC-10A-8-092121	09/21/2021	320-79498-1	Perfluorohexanoic Acid	0.013	UG/L	PQL		0.0020	J	537 Modified		3535_PFC
STW-LOC-1-8-092121	09/21/2021	320-79519-1	Perfluorobutanoic Acid	0.0077	UG/L	PQL		0.0050	J	537 Modified		3535_PFC
STW-LOC-1-8-092121	09/21/2021	320-79519-1	Perfluoroheptanoic Acid	0.0052	UG/L	PQL		0.0020	J	537 Modified		3535_PFC
STW-LOC-1-8-092121	09/21/2021	320-79519-1	PFOA	0.0084	UG/L	PQL		0.0020	J	537 Modified		3535_PFC
STW-LOC-1-8-092121	09/21/2021	320-79519-1	Perfluoropentanoic Acid	0.018	UG/L	PQL		0.0020	J	537 Modified		3535_PFC
STW-LOC-1-8-092121	09/21/2021	320-79519-1	Perfluorohexanoic Acid	0.013	UG/L	PQL		0.0020	J	537 Modified		3535_PFC

Site: Fayetteville**Sampling Program:** Stormwater Sampling 9/21**Validation Options:** LABSTATS**Validation Reason**

Associated MS and/or MSD analysis had relative percent recovery (RPR) values less than the lower control limit but above the rejection limit. The reported result may be biased low.

Field Sample ID	Date Sampled	Lab Sample ID	Analyte	Result	Units	Type	MDL	PQL	Validation Qualifier	Analytical Method	Pre-prep	Prep
STW-LOC-10A-8-092121-D	09/21/2021	320-79498-2	Hfpo Dimer Acid	0.76	UG/L	PQL		0.0020	J	Cl. Spec. Table 3 Compound SOP		PFAS_DI_Prep
STW-LOC-10A-8-092121	09/21/2021	320-79498-1	Hfpo Dimer Acid	0.79	UG/L	PQL		0.0020	J	Cl. Spec. Table 3 Compound SOP		PFAS_DI_Prep

Site: Fayetteville

Sampling Program: Stormwater Sampling 9/21

Validation Options: LABSTATS

Validation Reason The preparation hold time for this sample was exceeded. The reported result may be biased low.

Field Sample ID	Date Sampled	Lab Sample ID	Analyte	Result	Units	Type	MDL	PQL	Validation Qualifier	Analytical Method	Pre-prep	Prep
STW-LOC-9A-092321	09/23/2021	320-79525-2	Perfluorobutanoic Acid	0.0069	UG/L	PQL		0.0050	J	537 Modified		3535_PFC
STW-LOC-9A-092321	09/23/2021	320-79525-2	Perfluoroheptanoic Acid	0.0058	UG/L	PQL		0.0020	J	537 Modified		3535_PFC
STW-LOC-9A-092321	09/23/2021	320-79525-2	PFOA	0.0093	UG/L	PQL		0.0020	J	537 Modified		3535_PFC
STW-LOC-8-3.5-092321	09/23/2021	320-79515-3	Perfluorobutanoic Acid	0.0095	UG/L	PQL		0.0050	J	537 Modified		3535_PFC
STW-LOC-8-3.5-092321	09/23/2021	320-79515-3	Perfluoroheptanoic Acid	0.0032	UG/L	PQL		0.0020	J	537 Modified		3535_PFC
STW-LOC-9A-092321	09/23/2021	320-79525-2	Perfluoropentanoic Acid	0.019	UG/L	PQL		0.0020	J	537 Modified		3535_PFC
STW-LOC-9A-092321	09/23/2021	320-79525-2	Perfluorohexanoic Acid	0.014	UG/L	PQL		0.0020	J	537 Modified		3535_PFC
STW-LOC-8-3.5-092321	09/23/2021	320-79515-3	PFOA	0.0036	UG/L	PQL		0.0020	J	537 Modified		3535_PFC
STW-LOC-8-3.5-092321	09/23/2021	320-79515-3	Perfluoropentanoic Acid	0.018	UG/L	PQL		0.0020	J	537 Modified		3535_PFC
STW-LOC-8-3.5-092321	09/23/2021	320-79515-3	Perfluorohexanoic Acid	0.010	UG/L	PQL		0.0020	J	537 Modified		3535_PFC
STW-LOC-23C-3-4-092321	09/23/2021	320-79525-5	Perfluorobutanoic Acid	0.0089	UG/L	PQL		0.0050	J	537 Modified		3535_PFC
STW-LOC-23C-3-4-092321	09/23/2021	320-79525-5	Perfluoroheptanoic Acid	0.0030	UG/L	PQL		0.0020	J	537 Modified		3535_PFC
STW-LOC-23C-3-4-092321	09/23/2021	320-79525-5	PFOA	0.0055	UG/L	PQL		0.0020	J	537 Modified		3535_PFC
STW-LOC-23C-2-4-092321	09/23/2021	320-79525-6	Perfluorobutanoic Acid	0.0074	UG/L	PQL		0.0050	J	537 Modified		3535_PFC
STW-LOC-23C-2-4-092321	09/23/2021	320-79525-6	Perfluoroheptanoic Acid	0.0053	UG/L	PQL		0.0020	J	537 Modified		3535_PFC
STW-LOC-23C-2-4-092321	09/23/2021	320-79525-6	PFOA	0.0088	UG/L	PQL		0.0020	J	537 Modified		3535_PFC
STW-LOC-23C-3-4-092321	09/23/2021	320-79525-5	Perfluoropentanoic Acid	0.0097	UG/L	PQL		0.0020	J	537 Modified		3535_PFC
STW-LOC-23C-3-4-092321	09/23/2021	320-79525-5	Perfluorohexanoic Acid	0.0068	UG/L	PQL		0.0020	J	537 Modified		3535_PFC
STW-LOC-23C-2-4-092321	09/23/2021	320-79525-6	Perfluoropentanoic Acid	0.020	UG/L	PQL		0.0020	J	537 Modified		3535_PFC
STW-LOC-23C-2-4-092321	09/23/2021	320-79525-6	Perfluorohexanoic Acid	0.012	UG/L	PQL		0.0020	J	537 Modified		3535_PFC
STW-LOC-23C-1-092421	09/24/2021	320-79515-4	Perfluoroheptanoic Acid	0.0059	UG/L	PQL		0.0020	J	537 Modified		3535_PFC
STW-LOC-23C-1-092421	09/24/2021	320-79515-4	PFOA	0.021	UG/L	PQL		0.0020	J	537 Modified		3535_PFC
STW-LOC-22-4-092321	09/23/2021	320-79515-2	Perfluorobutanoic Acid	0.0084	UG/L	PQL		0.0050	J	537 Modified		3535_PFC

Site: Fayetteville

Sampling Program: Stormwater Sampling 9/21

Validation Options: LABSTATS

Validation Reason The preparation hold time for this sample was exceeded. The reported result may be biased low.

Field Sample ID	Date Sampled	Lab Sample ID	Analyte	Result	Units	Type	MDL	PQL	Validation Qualifier	Analytical Method	Pre-prep	Prep
STW-LOC-22-4-092321	09/23/2021	320-79515-2	PFOA	0.0038	UG/L	PQL		0.0020	J	537 Modified		3535_PFC
STW-LOC-23C-1-092421	09/24/2021	320-79515-4	Perfluoropentanoic Acid	0.016	UG/L	PQL		0.0020	J	537 Modified		3535_PFC
STW-LOC-23C-1-092421	09/24/2021	320-79515-4	Perfluorohexanoic Acid	0.012	UG/L	PQL		0.0020	J	537 Modified		3535_PFC
STW-LOC-22-4-092321	09/23/2021	320-79515-2	Perfluoropentanoic Acid	0.018	UG/L	PQL		0.0020	J	537 Modified		3535_PFC
STW-LOC-22-4-092321	09/23/2021	320-79515-2	Perfluorohexanoic Acid	0.0058	UG/L	PQL		0.0020	J	537 Modified		3535_PFC
STW-LOC-21B-092321	09/23/2021	320-79525-4	Perfluorobutanoic Acid	0.0099	UG/L	PQL		0.0050	J	537 Modified		3535_PFC
STW-LOC-21B-092321	09/23/2021	320-79525-4	Perfluoroheptanoic Acid	0.0061	UG/L	PQL		0.0020	J	537 Modified		3535_PFC
STW-LOC-21B-092321	09/23/2021	320-79525-4	PFOA	0.011	UG/L	PQL		0.0020	J	537 Modified		3535_PFC
STW-LOC-21B-092321	09/23/2021	320-79525-4	Perfluoropentanoic Acid	0.023	UG/L	PQL		0.0020	J	537 Modified		3535_PFC
STW-LOC-21B-092321	09/23/2021	320-79525-4	Perfluorohexanoic Acid	0.013	UG/L	PQL		0.0020	J	537 Modified		3535_PFC
STW-LOC-19B-092321	09/23/2021	320-79525-3	PFOA	0.0022	UG/L	PQL		0.0020	J	537 Modified		3535_PFC
STW-LOC-19A-092321-D	09/23/2021	320-79498-4	PFOA	0.0021	UG/L	PQL		0.0020	J	537 Modified		3535_PFC
STW-LOC-19A-092321	09/23/2021	320-79498-3	Perfluorohexanoic Acid (trial)	0.0040	UG/L	PQL		0.0020	J	537 Modified		3535_PFC
STW-LOC-19B-092321	09/23/2021	320-79525-3	Perfluoropentanoic Acid	0.0075	UG/L	PQL		0.0020	J	537 Modified		3535_PFC
STW-LOC-19B-092321	09/23/2021	320-79525-3	Perfluorohexanoic Acid	0.0038	UG/L	PQL		0.0020	J	537 Modified		3535_PFC
STW-LOC-19A-092321-D	09/23/2021	320-79498-4	Perfluoropentanoic Acid	0.0094	UG/L	PQL		0.0020	J	537 Modified		3535_PFC
STW-LOC-19A-092321-D	09/23/2021	320-79498-4	Perfluorohexanoic Acid	0.0041	UG/L	PQL		0.0020	J	537 Modified		3535_PFC
STW-LOC-19A-092321	09/23/2021	320-79498-3	PFOA	0.0026	UG/L	PQL		0.0020	J	537 Modified		3535_PFC
STW-LOC-18-4-092321	09/23/2021	320-79515-1	PFOA	0.0030	UG/L	PQL		0.0020	J	537 Modified		3535_PFC
STW-LOC-19A-092321-D	09/23/2021	320-79498-4	Perfluorooctadecanoic Acid	0.0020	ug/L	PQL		0.0020	J	537 Modified		3535_PFC
STW-LOC-19A-092321	09/23/2021	320-79498-3	PFOA (trial)	0.0026	UG/L	PQL		0.0020	J	537 Modified		3535_PFC
STW-LOC-19A-092321	09/23/2021	320-79498-3	Perfluoropentanoic Acid	0.0099	UG/L	PQL		0.0020	J	537 Modified		3535_PFC
STW-LOC-19A-092321	09/23/2021	320-79498-3	Perfluorohexanoic Acid	0.0041	UG/L	PQL		0.0020	J	537 Modified		3535_PFC

Site: Fayetteville**Sampling Program:** Stormwater Sampling 9/21**Validation Options:** LABSTATS**Validation Reason** The preparation hold time for this sample was exceeded. The reported result may be biased low.

Field Sample ID	Date	Sampled Lab Sample ID	Analyte	Result	Units	Type	MDL	PQL	Validation Qualifier	Analytical Method	Pre-prep	Prep
STW-LOC-18-4-092321	09/23/2021	320-79515-1	Perfluoropentanoic Acid	0.0070	UG/L	PQL		0.0020	J	537 Modified		3535_PFC
STW-LOC-18-4-092321	09/23/2021	320-79515-1	Perfluorohexanoic Acid	0.0036	UG/L	PQL		0.0020	J	537 Modified		3535_PFC

ADQM Data Review

Site: Chemours Fayetteville

Project: Stormwater Sampling 12/21

Project Reviewer: Bridget Gavaghan

Sample Summary

Field Sample ID	Lab Sample ID	Sample Matrix	Filtered	Sample Date	Sample Time	Sample
STW-LOC-1-8-120821	320-82829-1	Surface Water	N	12/08/2021	13:32	FS
STW-LOC-9-1.33-120821	320-82829-10	Surface Water	N	12/08/2021	11:42	FS
STW-LOC-3-7.33-120821	320-82829-11	Surface Water	N	12/08/2021	14:36	FS
STW-LOC-4-4-120821	320-82829-12	Surface Water	N	12/08/2021	10:45	FS
STW-LOC-12-8-120821	320-82829-13	Surface Water	N	12/08/2021	14:31	FS
STW-LOC-10A-8-120821	320-82829-14	Surface Water	N	12/08/2021	13:32	FS
STW-LOC-5-2.66-120821	320-82829-15	Surface Water	N	12/08/2021	10:37	FS
STW-LOC-11-8-120821	320-82829-16	Surface Water	N	12/08/2021	15:35	FS
STW-LOC-2-4-120821	320-82829-17	Surface Water	N	12/08/2021	16:34	FS
STW-LOC-EB-IS-120821	320-82829-18	Blank Water	N	12/08/2021	16:00	EB
STW-LOC-FB-120821	320-82829-19	Blank Water	N	12/08/2021	16:05	FB
STW-LOC-1-8-120821-D	320-82829-2	Surface Water	N	12/08/2021	13:32	DUP
STW-LOC-19A-120921	320-82829-20	Surface Water	N	12/09/2021	11:35	FS
STW-LOC-19B-120921	320-82829-21	Surface Water	N	12/09/2021	11:55	FS
STW-LOC-6B-120921	320-82829-22	Surface Water	N	12/09/2021	12:03	FS
STW-LOC-9A-120921	320-82829-23	Surface Water	N	12/09/2021	12:45	FS
STW-LOC-21B-120921	320-82829-24	Surface Water	N	12/09/2021	12:27	FS
STW-LOC-EB-IS-120921	320-82829-25	Blank Water	N	12/09/2021	15:00	EB
STW-LOC-FB-120921	320-82829-26	Blank Water	N	12/09/2021	15:10	FB
STW-LOC-8-4-120921	320-82829-27	Surface Water	N	12/09/2021	16:51	FS
STW-LOC-22-4-120921	320-82829-28	Surface Water	N	12/09/2021	16:21	FS
STW-LOC-23C-2-4-120921	320-82829-29	Surface Water	N	12/09/2021	17:31	FS
STW-LOC-7B-5.33-120821	320-82829-3	Surface Water	N	12/08/2021	11:54	FS
STW-LOC-23C-2-4-120921-D	320-82829-30	Surface Water	N	12/09/2021	17:31	DUP
STW-LOC-23C-3-3.33-120921	320-82829-31	Surface Water	N	12/09/2021	16:46	FS
STW-LOC-EB-DR-120921	320-82829-32	Blank Water	N	12/09/2021	15:05	EB
STW-LOC-7C-8-120821	320-82829-4	Surface Water	N	12/08/2021	16:37	FS
STW-LOC-7A-8-120821	320-82829-5	Surface Water	N	12/08/2021	14:32	FS
STW-LOC-15-8-120821	320-82829-6	Surface Water	N	12/08/2021	13:32	FS
STW-LOC-13-8-120821	320-82829-7	Surface Water	N	12/08/2021	14:34	FS
STW-LOC-20-4.66-120821	320-82829-8	Surface Water	N	12/08/2021	11:31	FS
STW-LOC-14-8-120821	320-82829-9	Surface Water	N	12/08/2021	14:38	FS
STW-LOC-23C-1-4-121021	320-82957-1	Surface Water	N	12/10/2021	15:08	FS
STW-LOC-18-4-121021	320-82957-2	Surface Water	N	12/10/2021	16:45	FS
STW-LOC-EB-IS-121021	320-82957-3	Blank Water	N	12/10/2021	12:15	EB
STW-LOC-FB-121021	320-82957-4	Blank Water	N	12/10/2021	12:00	FB

* FS=Field Sample
 DUP=Field Duplicate
 FB=Field Blank
 EB=Equipment Blank
 TB=Trip Blank

Analytical Protocol

Lab Name	Lab Method	Parameter Category	Sampling Program
Eurofins Environ Testing Northern Cali	537 Modified	Per- and Polyfluorinated Alkyl Substances (PFAS)	Stormwater Sampling 12/21
LANCASTER LABORATORIES	Cl. Spec. Table 3 Compound SOP	Per- and Polyfluorinated Alkyl Substances (PFAS)	Stormwater Sampling 12/21

ADQM Data Review Checklist

Item	Description	Yes	No*	Not Applicable (NA)*	DVM Narrative Report	Laboratory Report	Exception Report (ER) #
A	Did samples meet laboratory acceptability requirements upon receipt (i.e., intact, within temperature, properly preserved, and no headspace where applicable)?	X					
B	Were samples received by the laboratory in agreement with the associated chain of custody?	X					
C	Was the chain of custody properly completed by the laboratory and/or field team?	X					
D	Were samples prepped/analyzed by the laboratory within method holding times?		X		X	X	
E	Were QA/QC criteria met by the laboratory (method blanks, LCSs/LCSDs, MSs/MSDs, PDSs, SDs, duplicates/replicates, surrogates, total/dissolved differences/RPDs, sample results within calibration range)?		X		X	X	
F	Were detections in field/equipment/trip blanks at levels not requiring sample data qualification?	X					
G	Were all data usable and not R qualified?	X					
ER#	Description						
Other QA/QC Items to Note:							

* See DVM Narrative Report, Laboratory Report, and/or ER # for further details as indicated.

The electronic data submitted for this project were reviewed via the Data Verification Module (DVM) process. Overall, the data are acceptable for use without qualification, except as noted on the attached DVM Narrative Report.

The lab reports due to a large page count are stored on a network shared drive and are available to be posted on external shared drives, or on a flash drive.

Data Verification Module (DVM)

The DVM is an internal review process used by the ADQM group to assist with the determination of data usability. The electronic data deliverables received from the laboratory are loaded into the Locus EIM™ database and processed through a series of data quality checks, which are a combination of software, Locus EIM™ database Data Verification Module (DVM), and manual reviewer evaluations. The data are evaluated against the following data usability checks:

- Field and laboratory blank contamination
- US EPA hold time criteria
- Missing Quality Control (QC) samples
- Matrix spike (MS)/matrix spike duplicate (MSD) recoveries and the relative percent differences (RPDs) between these spikes
- Laboratory control sample (LCS)/laboratory control sample duplicate (LCSD) recoveries and the RPD between these spikes
- Surrogate spike recoveries for organic analyses
- Difference/RPD between field duplicate sample pairs
- RPD between laboratory replicates for inorganic analyses
- Difference/percent difference between total and dissolved sample pairs

There are two qualifier fields in EIM:

Laboratory Qualifier is the qualifier assigned by the laboratory and may not reflect the usability of the data. This qualifier may have many different meanings and can vary between labs and over time within the same lab. Please refer to the laboratory report for a description of the laboratory qualifiers. As they are laboratory descriptors they are not to be used when evaluating the data.

Validation Qualifier is the 3rd party formal validation qualifier if this was performed. Otherwise this field contains the qualifier resulting from the ADQM DVM review process. This qualifier assesses the usability of the data and may not equal the laboratory qualifier. The DVM applies the following data evaluation qualifiers to analysis results, as warranted:

Qualifier	Definition
B	Not detected substantially above the level reported in the laboratory or field blanks.
R	Unusable result. Analyte may or may not be present in the sample.
J	Analyte present. Reported value may not be accurate or precise.
UJ	Not detected. Reporting limit may not be accurate or precise.

The **Validation Status Code** field is set to "DVM" if the ADQM DVM process has been performed. If the DVM has not been run, the field will be blank.

If the DVM has been run (**Validation Status Code** equals "DVM"), use the **Validation Qualifier**.

If the data have been validated by a third party, the field "**Validated By**" will be set to the validator (e.g., ESI for Environmental Standards, Inc.).

DVM Narrative Report**Site:** Fayetteville**Sampling Program:** Stormwater Sampling 12/21**Validation Options:** LABSTATS**Validation Reason**

Only one surrogate has relative percent recovery (RPR) values outside control limits and the parameter is a PFC (Nondetects).

Field Sample ID	Date Sampled	Lab Sample ID	Analyte	Result	Units	Type	MDL	PQL	Validation Qualifier	Analytical Method	Pre-prep	Prep
STW-LOC-19A-120921	12/09/2021	320-82829-20	Perfluorooctadecanoic Acid	0.0020	ug/L	PQL		0.0020	UJ	537 Modified		3535_PFC
STW-LOC-19A-120921	12/09/2021	320-82829-20	Perfluoroundecanoic Acid	0.0020	UG/L	PQL		0.0020	UJ	537 Modified		3535_PFC
STW-LOC-19A-120921	12/09/2021	320-82829-20	Perfluorododecanoic Acid	0.0020	UG/L	PQL		0.0020	UJ	537 Modified		3535_PFC
STW-LOC-19A-120921	12/09/2021	320-82829-20	Perfluorodecanoic Acid	0.0020	UG/L	PQL		0.0020	UJ	537 Modified		3535_PFC
STW-LOC-19A-120921	12/09/2021	320-82829-20	Perfluorobutanoic Acid	0.0050	UG/L	PQL		0.0050	UJ	537 Modified		3535_PFC
STW-LOC-19A-120921	12/09/2021	320-82829-20	Perfluoroheptanoic Acid	0.0020	UG/L	PQL		0.0020	UJ	537 Modified		3535_PFC
STW-LOC-19A-120921	12/09/2021	320-82829-20	Perfluorononanoic Acid	0.0020	UG/L	PQL		0.0020	UJ	537 Modified		3535_PFC
STW-LOC-19A-120921	12/09/2021	320-82829-20	Perfluorotetradecanoic Acid	0.0020	UG/L	PQL		0.0020	UJ	537 Modified		3535_PFC
STW-LOC-19A-120921	12/09/2021	320-82829-20	Perfluorohexadecanoic Acid (PFHxDA)	0.0020	ug/L	PQL		0.0020	UJ	537 Modified		3535_PFC
STW-LOC-19A-120921	12/09/2021	320-82829-20	Perfluorotridecanoic Acid	0.0020	UG/L	PQL		0.0020	UJ	537 Modified		3535_PFC

Site: Fayetteville

Sampling Program: Stormwater Sampling 12/21

Validation Options: LABSTATS

Validation Reason The analysis hold time for this sample was exceeded by a factor of 2. The reported result may be biased low.

Field Sample ID	Date Sampled	Lab Sample ID	Analyte	Result	Units	Type	MDL	PQL	Validation Qualifier	Analytical Method	Pre-prep	Prep
STW-LOC-23C-1-4-121021	12/10/2021	320-82957-1	R-PSDCA	0.0020	UG/L	PQL		0.0020	UJ	Cl. Spec. Table 3 Compound SOP		PFAS_DI_Prep
STW-LOC-23C-1-4-121021	12/10/2021	320-82957-1	R-EVE	0.0020	UG/L	PQL		0.0020	UJ	Cl. Spec. Table 3 Compound SOP		PFAS_DI_Prep
STW-LOC-23C-1-4-121021	12/10/2021	320-82957-1	PEPA	0.020	UG/L	PQL		0.020	UJ	Cl. Spec. Table 3 Compound SOP		PFAS_DI_Prep
STW-LOC-23C-1-4-121021	12/10/2021	320-82957-1	Perfluoro(2-ethoxyethane)sulfonic Acid	0.0020	UG/L	PQL		0.0020	UJ	Cl. Spec. Table 3 Compound SOP		PFAS_DI_Prep
STW-LOC-23C-1-4-121021	12/10/2021	320-82957-1	PFECA B	0.0020	UG/L	PQL		0.0020	UJ	Cl. Spec. Table 3 Compound SOP		PFAS_DI_Prep
STW-LOC-23C-1-4-121021	12/10/2021	320-82957-1	R-PSDA	0.0020	UG/L	PQL		0.0020	UJ	Cl. Spec. Table 3 Compound SOP		PFAS_DI_Prep
STW-LOC-23C-1-4-121021	12/10/2021	320-82957-1	EVE Acid	0.0020	UG/L	PQL		0.0020	UJ	Cl. Spec. Table 3 Compound SOP		PFAS_DI_Prep
STW-LOC-23C-1-4-121021	12/10/2021	320-82957-1	NVHOS, Acid Form	0.0020	UG/L	PQL		0.0020	UJ	Cl. Spec. Table 3 Compound SOP		PFAS_DI_Prep
STW-LOC-23C-1-4-121021	12/10/2021	320-82957-1	PFECA-G	0.0020	UG/L	PQL		0.0020	UJ	Cl. Spec. Table 3 Compound SOP		PFAS_DI_Prep

Site: Fayetteville

Sampling Program: Stormwater Sampling 12/21

Validation Options: LABSTATS

Validation Reason

The preparation hold time for this sample was exceeded by a factor of 2. The reported result may be biased low.

Field Sample ID	Date Sampled	Lab Sample ID	Analyte	Result	Units	Type	MDL	PQL	Validation Qualifier	Analytical Method	Pre-prep	Prep
STW-LOC-19B-120921	12/09/2021	320-82829-21	Perfluorooctadecanoic Acid	0.0094	ug/L	PQL		0.0094	UJ	537 Modified		3535_PFC
STW-LOC-19B-120921	12/09/2021	320-82829-21	Perfluorohexadecanoic Acid (PFHxDA)	0.0089	ug/L	PQL		0.0089	UJ	537 Modified		3535_PFC
STW-LOC-19B-120921	12/09/2021	320-82829-21	PFHxDA (trial)	0.0089	UG/L	PQL		0.0089	UJ	537 Modified		3535_PFC
STW-LOC-19B-120921	12/09/2021	320-82829-21	Perfluorooctadecanoic Acid (trial)	0.0094	UG/L	PQL		0.0094	UJ	537 Modified		3535_PFC

Site: Fayetteville

Sampling Program: Stormwater Sampling 12/21

Validation Options: LABSTATS

Validation Reason The analysis hold time for this sample was exceeded. The reporting limit may be biased low.

Field Sample ID	Date Sampled	Lab Sample ID	Analyte	Result	Units	Type	MDL	PQL	Validation Qualifier	Analytical Method	Pre-prep	Prep
STW-LOC-1-8-120821	12/08/2021	320-82829-1	Perfluoro(2-ethoxyethane)sulfonic Acid	0.0020	UG/L	PQL		0.0020	UJ	Cl. Spec. Table 3 Compound SOP		PFAS_DI_Prep
STW-LOC-1-8-120821	12/08/2021	320-82829-1	Perfluoro(2-ethoxyethane)sulfonic Acid	0.0020	UG/L	PQL		0.0020	UJ	Cl. Spec. Table 3 Compound SOP		PFAS_DI_Prep
STW-LOC-1-8-120821	12/08/2021	320-82829-1	PFECA B	0.0020	UG/L	PQL		0.0020	UJ	Cl. Spec. Table 3 Compound SOP		PFAS_DI_Prep
STW-LOC-1-8-120821	12/08/2021	320-82829-1	PFECA B	0.0020	UG/L	PQL		0.0020	UJ	Cl. Spec. Table 3 Compound SOP		PFAS_DI_Prep
STW-LOC-1-8-120821	12/08/2021	320-82829-1	R-PSDA	0.0020	UG/L	PQL		0.0020	UJ	Cl. Spec. Table 3 Compound SOP		PFAS_DI_Prep
STW-LOC-1-8-120821	12/08/2021	320-82829-1	R-PSDA	0.0020	UG/L	PQL		0.0020	UJ	Cl. Spec. Table 3 Compound SOP		PFAS_DI_Prep
STW-LOC-1-8-120821	12/08/2021	320-82829-1	R-PSDCA	0.0020	UG/L	PQL		0.0020	UJ	Cl. Spec. Table 3 Compound SOP		PFAS_DI_Prep
STW-LOC-1-8-120821	12/08/2021	320-82829-1	R-PSDCA	0.0020	UG/L	PQL		0.0020	UJ	Cl. Spec. Table 3 Compound SOP		PFAS_DI_Prep
STW-LOC-1-8-120821	12/08/2021	320-82829-1	R-EVE	0.0020	UG/L	PQL		0.0020	UJ	Cl. Spec. Table 3 Compound SOP		PFAS_DI_Prep
STW-LOC-1-8-120821	12/08/2021	320-82829-1	R-EVE	0.0020	UG/L	PQL		0.0020	UJ	Cl. Spec. Table 3 Compound SOP		PFAS_DI_Prep
STW-LOC-1-8-120821	12/08/2021	320-82829-1	PEPA	0.020	UG/L	PQL		0.020	UJ	Cl. Spec. Table 3 Compound SOP		PFAS_DI_Prep
STW-LOC-1-8-120821	12/08/2021	320-82829-1	PEPA	0.020	UG/L	PQL		0.020	UJ	Cl. Spec. Table 3 Compound SOP		PFAS_DI_Prep
STW-LOC-1-8-120821	12/08/2021	320-82829-1	PS Acid	0.0020	UG/L	PQL		0.0020	UJ	Cl. Spec. Table 3 Compound SOP		PFAS_DI_Prep
STW-LOC-1-8-120821	12/08/2021	320-82829-1	PS Acid	0.0020	UG/L	PQL		0.0020	UJ	Cl. Spec. Table 3 Compound SOP		PFAS_DI_Prep
STW-LOC-1-8-120821	12/08/2021	320-82829-1	EVE Acid	0.0020	UG/L	PQL		0.0020	UJ	Cl. Spec. Table 3 Compound SOP		PFAS_DI_Prep
STW-LOC-1-8-120821	12/08/2021	320-82829-1	EVE Acid	0.0020	UG/L	PQL		0.0020	UJ	Cl. Spec. Table 3 Compound SOP		PFAS_DI_Prep
STW-LOC-1-8-120821	12/08/2021	320-82829-1	Hydro-PS Acid	0.0020	ug/L	PQL		0.0020	UJ	Cl. Spec. Table 3 Compound SOP		PFAS_DI_Prep

Site: Fayetteville

Sampling Program: Stormwater Sampling 12/21

Validation Options: LABSTATS

Validation Reason The analysis hold time for this sample was exceeded. The reporting limit may be biased low.

Field Sample ID	Date Sampled	Lab Sample ID	Analyte	Result	Units	Type	MDL	PQL	Validation Qualifier	Analytical Method	Pre-prep	Prep
STW-LOC-1-8-120821	12/08/2021	320-82829-1	Hydro-PS Acid	0.0020	ug/L	PQL		0.0020	UJ	Cl. Spec. Table 3 Compound SOP		PFAS_DI_Prep
STW-LOC-1-8-120821	12/08/2021	320-82829-1	Hydro-EVE Acid	0.0020	UG/L	PQL		0.0020	UJ	Cl. Spec. Table 3 Compound SOP		PFAS_DI_Prep
STW-LOC-1-8-120821	12/08/2021	320-82829-1	Hydro-EVE Acid	0.0020	UG/L	PQL		0.0020	UJ	Cl. Spec. Table 3 Compound SOP		PFAS_DI_Prep
STW-LOC-1-8-120821	12/08/2021	320-82829-1	NVHOS, Acid Form	0.0020	UG/L	PQL		0.0020	UJ	Cl. Spec. Table 3 Compound SOP		PFAS_DI_Prep
STW-LOC-1-8-120821	12/08/2021	320-82829-1	NVHOS, Acid Form	0.0020	UG/L	PQL		0.0020	UJ	Cl. Spec. Table 3 Compound SOP		PFAS_DI_Prep
STW-LOC-1-8-120821	12/08/2021	320-82829-1	PFECA-G	0.0020	UG/L	PQL		0.0020	UJ	Cl. Spec. Table 3 Compound SOP		PFAS_DI_Prep
STW-LOC-1-8-120821	12/08/2021	320-82829-1	PFECA-G	0.0020	UG/L	PQL		0.0020	UJ	Cl. Spec. Table 3 Compound SOP		PFAS_DI_Prep
STW-LOC-1-8-120821-D	12/08/2021	320-82829-2	Perfluoro(2-ethoxyethane)sulfonic Acid	0.0020	UG/L	PQL		0.0020	UJ	Cl. Spec. Table 3 Compound SOP		PFAS_DI_Prep
STW-LOC-1-8-120821	12/08/2021	320-82829-1	PFO5DA	0.0020	ug/L	PQL		0.0020	UJ	Cl. Spec. Table 3 Compound SOP		PFAS_DI_Prep
STW-LOC-1-8-120821	12/08/2021	320-82829-1	PFO5DA	0.0020	ug/L	PQL		0.0020	UJ	Cl. Spec. Table 3 Compound SOP		PFAS_DI_Prep
STW-LOC-1-8-120821-D	12/08/2021	320-82829-2	R-PSDCA	0.0020	UG/L	PQL		0.0020	UJ	Cl. Spec. Table 3 Compound SOP		PFAS_DI_Prep
STW-LOC-1-8-120821-D	12/08/2021	320-82829-2	R-EVE	0.0020	UG/L	PQL		0.0020	UJ	Cl. Spec. Table 3 Compound SOP		PFAS_DI_Prep
STW-LOC-1-8-120821-D	12/08/2021	320-82829-2	PEPA	0.020	UG/L	PQL		0.020	UJ	Cl. Spec. Table 3 Compound SOP		PFAS_DI_Prep
STW-LOC-1-8-120821-D	12/08/2021	320-82829-2	PS Acid	0.0020	UG/L	PQL		0.0020	UJ	Cl. Spec. Table 3 Compound SOP		PFAS_DI_Prep
STW-LOC-1-8-120821-D	12/08/2021	320-82829-2	EVE Acid	0.0020	UG/L	PQL		0.0020	UJ	Cl. Spec. Table 3 Compound SOP		PFAS_DI_Prep
STW-LOC-1-8-120821-D	12/08/2021	320-82829-2	Hydro-PS Acid	0.0020	ug/L	PQL		0.0020	UJ	Cl. Spec. Table 3 Compound SOP		PFAS_DI_Prep
STW-LOC-1-8-120821-D	12/08/2021	320-82829-2	Hydro-EVE Acid	0.0020	UG/L	PQL		0.0020	UJ	Cl. Spec. Table 3 Compound SOP		PFAS_DI_Prep

Site: Fayetteville

Sampling Program: Stormwater Sampling 12/21

Validation Options: LABSTATS

Validation Reason The analysis hold time for this sample was exceeded. The reporting limit may be biased low.

Field Sample ID	Date Sampled	Lab Sample ID	Analyte	Result	Units	Type	MDL	PQL	Validation Qualifier	Analytical Method	Pre-prep	Prep
STW-LOC-1-8-120821-D	12/08/2021	320-82829-2	NVHOS, Acid Form	0.0020	UG/L	PQL		0.0020	UJ	Cl. Spec. Table 3 Compound SOP		PFAS_DI_Prep
STW-LOC-1-8-120821-D	12/08/2021	320-82829-2	PFECA-G	0.0020	UG/L	PQL		0.0020	UJ	Cl. Spec. Table 3 Compound SOP		PFAS_DI_Prep
STW-LOC-10A-8-120821	12/08/2021	320-82829-14	Perfluoro(2-ethoxyethane)sulfonic Acid	0.0020	UG/L	PQL		0.0020	UJ	Cl. Spec. Table 3 Compound SOP		PFAS_DI_Prep
STW-LOC-10A-8-120821	12/08/2021	320-82829-14	R-PSDCA	0.0020	UG/L	PQL		0.0020	UJ	Cl. Spec. Table 3 Compound SOP		PFAS_DI_Prep
STW-LOC-1-8-120821-D	12/08/2021	320-82829-2	PFECA B	0.0020	UG/L	PQL		0.0020	UJ	Cl. Spec. Table 3 Compound SOP		PFAS_DI_Prep
STW-LOC-1-8-120821-D	12/08/2021	320-82829-2	R-PSDA	0.0020	UG/L	PQL		0.0020	UJ	Cl. Spec. Table 3 Compound SOP		PFAS_DI_Prep
STW-LOC-1-8-120821-D	12/08/2021	320-82829-2	PFO5DA	0.0020	ug/L	PQL		0.0020	UJ	Cl. Spec. Table 3 Compound SOP		PFAS_DI_Prep
STW-LOC-10A-8-120821	12/08/2021	320-82829-14	PFECA-G	0.0020	UG/L	PQL		0.0020	UJ	Cl. Spec. Table 3 Compound SOP		PFAS_DI_Prep
STW-LOC-11-8-120821	12/08/2021	320-82829-16	Perfluoro(2-ethoxyethane)sulfonic Acid	0.020	UG/L	PQL		0.020	UJ	Cl. Spec. Table 3 Compound SOP		PFAS_DI_Prep
STW-LOC-11-8-120821	12/08/2021	320-82829-16	R-PSDCA	0.020	UG/L	PQL		0.020	UJ	Cl. Spec. Table 3 Compound SOP		PFAS_DI_Prep
STW-LOC-10A-8-120821	12/08/2021	320-82829-14	PFECA B	0.0020	UG/L	PQL		0.0020	UJ	Cl. Spec. Table 3 Compound SOP		PFAS_DI_Prep
STW-LOC-11-8-120821	12/08/2021	320-82829-16	PFECA B	0.020	UG/L	PQL		0.020	UJ	Cl. Spec. Table 3 Compound SOP		PFAS_DI_Prep
STW-LOC-11-8-120821	12/08/2021	320-82829-16	PFECA-G	0.020	UG/L	PQL		0.020	UJ	Cl. Spec. Table 3 Compound SOP		PFAS_DI_Prep
STW-LOC-12-8-120821	12/08/2021	320-82829-13	Perfluoro(2-ethoxyethane)sulfonic Acid	0.0020	UG/L	PQL		0.0020	UJ	Cl. Spec. Table 3 Compound SOP		PFAS_DI_Prep
STW-LOC-12-8-120821	12/08/2021	320-82829-13	R-PSDCA	0.0020	UG/L	PQL		0.0020	UJ	Cl. Spec. Table 3 Compound SOP		PFAS_DI_Prep
STW-LOC-12-8-120821	12/08/2021	320-82829-13	NVHOS, Acid Form	0.0020	UG/L	PQL		0.0020	UJ	Cl. Spec. Table 3 Compound SOP		PFAS_DI_Prep
STW-LOC-12-8-120821	12/08/2021	320-82829-13	PFECA-G	0.0020	UG/L	PQL		0.0020	UJ	Cl. Spec. Table 3 Compound SOP		PFAS_DI_Prep

Site: Fayetteville

Sampling Program: Stormwater Sampling 12/21

Validation Options: LABSTATS

Validation Reason The analysis hold time for this sample was exceeded. The reporting limit may be biased low.

Field Sample ID	Date Sampled	Lab Sample ID	Analyte	Result	Units	Type	MDL	PQL	Validation Qualifier	Analytical Method	Pre-prep	Prep
STW-LOC-13-8-120821	12/08/2021	320-82829-7	Perfluoro(2-ethoxyethane)sulfonic Acid	0.0020	UG/L	PQL		0.0020	UJ	Cl. Spec. Table 3 Compound SOP		PFAS_DI_Prep
STW-LOC-12-8-120821	12/08/2021	320-82829-13	PFECA B	0.0020	UG/L	PQL		0.0020	UJ	Cl. Spec. Table 3 Compound SOP		PFAS_DI_Prep
STW-LOC-13-8-120821	12/08/2021	320-82829-7	PFECA B	0.0020	UG/L	PQL		0.0020	UJ	Cl. Spec. Table 3 Compound SOP		PFAS_DI_Prep
STW-LOC-13-8-120821	12/08/2021	320-82829-7	R-PSDCA	0.0020	UG/L	PQL		0.0020	UJ	Cl. Spec. Table 3 Compound SOP		PFAS_DI_Prep
STW-LOC-14-8-120821	12/08/2021	320-82829-9	R-PSDCA	0.0020	UG/L	PQL		0.0020	UJ	Cl. Spec. Table 3 Compound SOP		PFAS_DI_Prep
STW-LOC-13-8-120821	12/08/2021	320-82829-7	NVHOS, Acid Form	0.0020	UG/L	PQL		0.0020	UJ	Cl. Spec. Table 3 Compound SOP		PFAS_DI_Prep
STW-LOC-13-8-120821	12/08/2021	320-82829-7	PFECA-G	0.0020	UG/L	PQL		0.0020	UJ	Cl. Spec. Table 3 Compound SOP		PFAS_DI_Prep
STW-LOC-14-8-120821	12/08/2021	320-82829-9	Perfluoro(2-ethoxyethane)sulfonic Acid	0.0020	UG/L	PQL		0.0020	UJ	Cl. Spec. Table 3 Compound SOP		PFAS_DI_Prep
STW-LOC-14-8-120821	12/08/2021	320-82829-9	PFECA B	0.0020	UG/L	PQL		0.0020	UJ	Cl. Spec. Table 3 Compound SOP		PFAS_DI_Prep
STW-LOC-14-8-120821	12/08/2021	320-82829-9	EVE Acid	0.0020	UG/L	PQL		0.0020	UJ	Cl. Spec. Table 3 Compound SOP		PFAS_DI_Prep
STW-LOC-15-8-120821	12/08/2021	320-82829-6	R-PSDCA	0.0020	UG/L	PQL		0.0020	UJ	Cl. Spec. Table 3 Compound SOP		PFAS_DI_Prep
STW-LOC-15-8-120821	12/08/2021	320-82829-6	R-EVE	0.0020	UG/L	PQL		0.0020	UJ	Cl. Spec. Table 3 Compound SOP		PFAS_DI_Prep
STW-LOC-15-8-120821	12/08/2021	320-82829-6	PEPA	0.020	UG/L	PQL		0.020	UJ	Cl. Spec. Table 3 Compound SOP		PFAS_DI_Prep
STW-LOC-15-8-120821	12/08/2021	320-82829-6	Hydro-EVE Acid	0.0020	UG/L	PQL		0.0020	UJ	Cl. Spec. Table 3 Compound SOP		PFAS_DI_Prep
STW-LOC-15-8-120821	12/08/2021	320-82829-6	NVHOS, Acid Form	0.0020	UG/L	PQL		0.0020	UJ	Cl. Spec. Table 3 Compound SOP		PFAS_DI_Prep
STW-LOC-15-8-120821	12/08/2021	320-82829-6	PFECA-G	0.0020	UG/L	PQL		0.0020	UJ	Cl. Spec. Table 3 Compound SOP		PFAS_DI_Prep
STW-LOC-18-4-121021	12/10/2021	320-82957-2	Perfluoro(2-ethoxyethane)sulfonic Acid	0.0020	UG/L	PQL		0.0020	UJ	Cl. Spec. Table 3 Compound SOP		PFAS_DI_Prep

Site: Fayetteville

Sampling Program: Stormwater Sampling 12/21

Validation Options: LABSTATS

Validation Reason The analysis hold time for this sample was exceeded. The reporting limit may be biased low.

Field Sample ID	Date Sampled	Lab Sample ID	Analyte	Result	Units	Type	MDL	PQL	Validation Qualifier	Analytical Method	Pre-prep	Prep
STW-LOC-18-4-121021	12/10/2021	320-82957-2	PMPA	0.010	UG/L	PQL		0.010	UJ	Cl. Spec. Table 3 Compound SOP		PFAS_DI_Prep
STW-LOC-18-4-121021	12/10/2021	320-82957-2	Hfpo Dimer Acid	0.0020	UG/L	PQL		0.0020	UJ	Cl. Spec. Table 3 Compound SOP		PFAS_DI_Prep
STW-LOC-18-4-121021	12/10/2021	320-82957-2	PFECA B	0.0020	UG/L	PQL		0.0020	UJ	Cl. Spec. Table 3 Compound SOP		PFAS_DI_Prep
STW-LOC-18-4-121021	12/10/2021	320-82957-2	R-PSDA	0.0020	UG/L	PQL		0.0020	UJ	Cl. Spec. Table 3 Compound SOP		PFAS_DI_Prep
STW-LOC-18-4-121021	12/10/2021	320-82957-2	Hydrolyzed PSDA	0.0020	UG/L	PQL		0.0020	UJ	Cl. Spec. Table 3 Compound SOP		PFAS_DI_Prep
STW-LOC-18-4-121021	12/10/2021	320-82957-2	R-PSDCA	0.0020	UG/L	PQL		0.0020	UJ	Cl. Spec. Table 3 Compound SOP		PFAS_DI_Prep
STW-LOC-18-4-121021	12/10/2021	320-82957-2	R-EVE	0.0020	UG/L	PQL		0.0020	UJ	Cl. Spec. Table 3 Compound SOP		PFAS_DI_Prep
STW-LOC-18-4-121021	12/10/2021	320-82957-2	PEPA	0.020	UG/L	PQL		0.020	UJ	Cl. Spec. Table 3 Compound SOP		PFAS_DI_Prep
STW-LOC-18-4-121021	12/10/2021	320-82957-2	PS Acid	0.0020	UG/L	PQL		0.0020	UJ	Cl. Spec. Table 3 Compound SOP		PFAS_DI_Prep
STW-LOC-14-8-120821	12/08/2021	320-82829-9	NVHOS, Acid Form	0.0020	UG/L	PQL		0.0020	UJ	Cl. Spec. Table 3 Compound SOP		PFAS_DI_Prep
STW-LOC-14-8-120821	12/08/2021	320-82829-9	PFECA-G	0.0020	UG/L	PQL		0.0020	UJ	Cl. Spec. Table 3 Compound SOP		PFAS_DI_Prep
STW-LOC-15-8-120821	12/08/2021	320-82829-6	Perfluoro(2-ethoxyethane)sulfonic Acid	0.0020	UG/L	PQL		0.0020	UJ	Cl. Spec. Table 3 Compound SOP		PFAS_DI_Prep
STW-LOC-18-4-121021	12/10/2021	320-82957-2	PFO3OA	0.0020	ug/L	PQL		0.0020	UJ	Cl. Spec. Table 3 Compound SOP		PFAS_DI_Prep
STW-LOC-18-4-121021	12/10/2021	320-82957-2	PFO4DA	0.0020	ug/L	PQL		0.0020	UJ	Cl. Spec. Table 3 Compound SOP		PFAS_DI_Prep
STW-LOC-18-4-121021	12/10/2021	320-82957-2	PFO5DA	0.0020	ug/L	PQL		0.0020	UJ	Cl. Spec. Table 3 Compound SOP		PFAS_DI_Prep
STW-LOC-18-4-121021	12/10/2021	320-82957-2	EVE Acid	0.0020	UG/L	PQL		0.0020	UJ	Cl. Spec. Table 3 Compound SOP		PFAS_DI_Prep
STW-LOC-18-4-121021	12/10/2021	320-82957-2	Hydro-PS Acid	0.0020	ug/L	PQL		0.0020	UJ	Cl. Spec. Table 3 Compound SOP		PFAS_DI_Prep

Site: Fayetteville

Sampling Program: Stormwater Sampling 12/21

Validation Options: LABSTATS

Validation Reason The analysis hold time for this sample was exceeded. The reporting limit may be biased low.

Field Sample ID	Date Sampled	Lab Sample ID	Analyte	Result	Units	Type	MDL	PQL	Validation Qualifier	Analytical Method	Pre-prep	Prep
STW-LOC-18-4-121021	12/10/2021	320-82957-2	Hydro-EVE Acid	0.0020	UG/L	PQL		0.0020	UJ	Cl. Spec. Table 3 Compound SOP		PFAS_DI_Prep
STW-LOC-18-4-121021	12/10/2021	320-82957-2	NVHOS, Acid Form	0.0020	UG/L	PQL		0.0020	UJ	Cl. Spec. Table 3 Compound SOP		PFAS_DI_Prep
STW-LOC-18-4-121021	12/10/2021	320-82957-2	PFECA-G	0.0020	UG/L	PQL		0.0020	UJ	Cl. Spec. Table 3 Compound SOP		PFAS_DI_Prep
STW-LOC-19A-120921	12/09/2021	320-82829-20	Perfluoro(2-ethoxyethane)sulfonic Acid	0.0020	UG/L	PQL		0.0020	UJ	Cl. Spec. Table 3 Compound SOP		PFAS_DI_Prep
STW-LOC-19A-120921	12/09/2021	320-82829-20	PFECA B	0.0020	UG/L	PQL		0.0020	UJ	Cl. Spec. Table 3 Compound SOP		PFAS_DI_Prep
STW-LOC-19A-120921	12/09/2021	320-82829-20	R-PSDA	0.0020	UG/L	PQL		0.0020	UJ	Cl. Spec. Table 3 Compound SOP		PFAS_DI_Prep
STW-LOC-19A-120921	12/09/2021	320-82829-20	Hydrolyzed PSDA	0.0020	UG/L	PQL		0.0020	UJ	Cl. Spec. Table 3 Compound SOP		PFAS_DI_Prep
STW-LOC-19A-120921	12/09/2021	320-82829-20	R-PSDCA	0.0020	UG/L	PQL		0.0020	UJ	Cl. Spec. Table 3 Compound SOP		PFAS_DI_Prep
STW-LOC-15-8-120821	12/08/2021	320-82829-6	PFECA B	0.0020	UG/L	PQL		0.0020	UJ	Cl. Spec. Table 3 Compound SOP		PFAS_DI_Prep
STW-LOC-15-8-120821	12/08/2021	320-82829-6	R-PSDA	0.0020	UG/L	PQL		0.0020	UJ	Cl. Spec. Table 3 Compound SOP		PFAS_DI_Prep
STW-LOC-19A-120921	12/09/2021	320-82829-20	PEPA	0.020	UG/L	PQL		0.020	UJ	Cl. Spec. Table 3 Compound SOP		PFAS_DI_Prep
STW-LOC-19A-120921	12/09/2021	320-82829-20	PS Acid	0.0020	UG/L	PQL		0.0020	UJ	Cl. Spec. Table 3 Compound SOP		PFAS_DI_Prep
STW-LOC-19A-120921	12/09/2021	320-82829-20	EVE Acid	0.0020	UG/L	PQL		0.0020	UJ	Cl. Spec. Table 3 Compound SOP		PFAS_DI_Prep
STW-LOC-19A-120921	12/09/2021	320-82829-20	Hydro-PS Acid	0.0020	ug/L	PQL		0.0020	UJ	Cl. Spec. Table 3 Compound SOP		PFAS_DI_Prep
STW-LOC-19A-120921	12/09/2021	320-82829-20	Hydro-EVE Acid	0.0020	UG/L	PQL		0.0020	UJ	Cl. Spec. Table 3 Compound SOP		PFAS_DI_Prep
STW-LOC-19A-120921	12/09/2021	320-82829-20	NVHOS, Acid Form	0.0020	UG/L	PQL		0.0020	UJ	Cl. Spec. Table 3 Compound SOP		PFAS_DI_Prep
STW-LOC-19A-120921	12/09/2021	320-82829-20	PFECA-G	0.0020	UG/L	PQL		0.0020	UJ	Cl. Spec. Table 3 Compound SOP		PFAS_DI_Prep

Site: Fayetteville

Sampling Program: Stormwater Sampling 12/21

Validation Options: LABSTATS

Validation Reason The analysis hold time for this sample was exceeded. The reporting limit may be biased low.

Field Sample ID	Date Sampled	Lab Sample ID	Analyte	Result	Units	Type	MDL	PQL	Validation Qualifier	Analytical Method	Pre-prep	Prep
STW-LOC-19B-120921	12/09/2021	320-82829-21	Perfluoro(2-ethoxyethane)sulfonic Acid	0.0020	UG/L	PQL		0.0020	UJ	Cl. Spec. Table 3 Compound SOP		PFAS_DI_Prep
STW-LOC-19B-120921	12/09/2021	320-82829-21	PFECA B	0.0020	UG/L	PQL		0.0020	UJ	Cl. Spec. Table 3 Compound SOP		PFAS_DI_Prep
STW-LOC-19B-120921	12/09/2021	320-82829-21	R-PSDA	0.0020	UG/L	PQL		0.0020	UJ	Cl. Spec. Table 3 Compound SOP		PFAS_DI_Prep
STW-LOC-19B-120921	12/09/2021	320-82829-21	Hydrolyzed PSDA	0.0020	UG/L	PQL		0.0020	UJ	Cl. Spec. Table 3 Compound SOP		PFAS_DI_Prep
STW-LOC-19B-120921	12/09/2021	320-82829-21	R-PSDCA	0.0020	UG/L	PQL		0.0020	UJ	Cl. Spec. Table 3 Compound SOP		PFAS_DI_Prep
STW-LOC-19B-120921	12/09/2021	320-82829-21	PEPA	0.020	UG/L	PQL		0.020	UJ	Cl. Spec. Table 3 Compound SOP		PFAS_DI_Prep
STW-LOC-19B-120921	12/09/2021	320-82829-21	PS Acid	0.0020	UG/L	PQL		0.0020	UJ	Cl. Spec. Table 3 Compound SOP		PFAS_DI_Prep
STW-LOC-19B-120921	12/09/2021	320-82829-21	EVE Acid	0.0020	UG/L	PQL		0.0020	UJ	Cl. Spec. Table 3 Compound SOP		PFAS_DI_Prep
STW-LOC-19B-120921	12/09/2021	320-82829-21	Hydro-PS Acid	0.0020	ug/L	PQL		0.0020	UJ	Cl. Spec. Table 3 Compound SOP		PFAS_DI_Prep
STW-LOC-19B-120921	12/09/2021	320-82829-21	Hydro-EVE Acid	0.0020	UG/L	PQL		0.0020	UJ	Cl. Spec. Table 3 Compound SOP		PFAS_DI_Prep
STW-LOC-19B-120921	12/09/2021	320-82829-21	NVHOS, Acid Form	0.0020	UG/L	PQL		0.0020	UJ	Cl. Spec. Table 3 Compound SOP		PFAS_DI_Prep
STW-LOC-19B-120921	12/09/2021	320-82829-21	PFECA-G	0.0020	UG/L	PQL		0.0020	UJ	Cl. Spec. Table 3 Compound SOP		PFAS_DI_Prep
STW-LOC-2-4-120821	12/08/2021	320-82829-17	Perfluoro(2-ethoxyethane)sulfonic Acid	0.0020	UG/L	PQL		0.0020	UJ	Cl. Spec. Table 3 Compound SOP		PFAS_DI_Prep
STW-LOC-2-4-120821	12/08/2021	320-82829-17	R-PSDCA	0.0020	UG/L	PQL		0.0020	UJ	Cl. Spec. Table 3 Compound SOP		PFAS_DI_Prep
STW-LOC-19A-120921	12/09/2021	320-82829-20	PFO4DA	0.0020	ug/L	PQL		0.0020	UJ	Cl. Spec. Table 3 Compound SOP		PFAS_DI_Prep
STW-LOC-19A-120921	12/09/2021	320-82829-20	PFO5DA	0.0020	ug/L	PQL		0.0020	UJ	Cl. Spec. Table 3 Compound SOP		PFAS_DI_Prep
STW-LOC-19B-120921	12/09/2021	320-82829-21	PFO4DA	0.0020	ug/L	PQL		0.0020	UJ	Cl. Spec. Table 3 Compound SOP		PFAS_DI_Prep

Site: Fayetteville

Sampling Program: Stormwater Sampling 12/21

Validation Options: LABSTATS

Validation Reason The analysis hold time for this sample was exceeded. The reporting limit may be biased low.

Field Sample ID	Date Sampled	Lab Sample ID	Analyte	Result	Units	Type	MDL	PQL	Validation Qualifier	Analytical Method	Pre-prep	Prep
STW-LOC-19B-120921	12/09/2021	320-82829-21	PFO5DA	0.0020	ug/L	PQL		0.0020	UJ	Cl. Spec. Table 3 Compound SOP		PFAS_DI_Prep
STW-LOC-2-4-120821	12/08/2021	320-82829-17	Hydro-EVE Acid	0.0020	UG/L	PQL		0.0020	UJ	Cl. Spec. Table 3 Compound SOP		PFAS_DI_Prep
STW-LOC-2-4-120821	12/08/2021	320-82829-17	NVHOS, Acid Form	0.0020	UG/L	PQL		0.0020	UJ	Cl. Spec. Table 3 Compound SOP		PFAS_DI_Prep
STW-LOC-2-4-120821	12/08/2021	320-82829-17	PFECA-G	0.0020	UG/L	PQL		0.0020	UJ	Cl. Spec. Table 3 Compound SOP		PFAS_DI_Prep
STW-LOC-20-4.66-120821	12/08/2021	320-82829-8	Perfluoro(2-ethoxyethane)sulfonic Acid	0.0020	UG/L	PQL		0.0020	UJ	Cl. Spec. Table 3 Compound SOP		PFAS_DI_Prep
STW-LOC-20-4.66-120821	12/08/2021	320-82829-8	R-PSDCA	0.0020	UG/L	PQL		0.0020	UJ	Cl. Spec. Table 3 Compound SOP		PFAS_DI_Prep
STW-LOC-2-4-120821	12/08/2021	320-82829-17	PFECA B	0.0020	UG/L	PQL		0.0020	UJ	Cl. Spec. Table 3 Compound SOP		PFAS_DI_Prep
STW-LOC-20-4.66-120821	12/08/2021	320-82829-8	PFECA B	0.0020	UG/L	PQL		0.0020	UJ	Cl. Spec. Table 3 Compound SOP		PFAS_DI_Prep
STW-LOC-20-4.66-120821	12/08/2021	320-82829-8	PFECA-G	0.0020	UG/L	PQL		0.0020	UJ	Cl. Spec. Table 3 Compound SOP		PFAS_DI_Prep
STW-LOC-21B-120921	12/09/2021	320-82829-24	Perfluoro(2-ethoxyethane)sulfonic Acid	0.0020	UG/L	PQL		0.0020	UJ	Cl. Spec. Table 3 Compound SOP		PFAS_DI_Prep
STW-LOC-21B-120921	12/09/2021	320-82829-24	PFECA B	0.0020	UG/L	PQL		0.0020	UJ	Cl. Spec. Table 3 Compound SOP		PFAS_DI_Prep
STW-LOC-21B-120921	12/09/2021	320-82829-24	R-PSDCA	0.0020	UG/L	PQL		0.0020	UJ	Cl. Spec. Table 3 Compound SOP		PFAS_DI_Prep
STW-LOC-21B-120921	12/09/2021	320-82829-24	PEPA	0.020	UG/L	PQL		0.020	UJ	Cl. Spec. Table 3 Compound SOP		PFAS_DI_Prep
STW-LOC-21B-120921	12/09/2021	320-82829-24	EVE Acid	0.0020	UG/L	PQL		0.0020	UJ	Cl. Spec. Table 3 Compound SOP		PFAS_DI_Prep
STW-LOC-21B-120921	12/09/2021	320-82829-24	Hydro-PS Acid	0.0020	ug/L	PQL		0.0020	UJ	Cl. Spec. Table 3 Compound SOP		PFAS_DI_Prep
STW-LOC-21B-120921	12/09/2021	320-82829-24	Hydro-EVE Acid	0.0020	UG/L	PQL		0.0020	UJ	Cl. Spec. Table 3 Compound SOP		PFAS_DI_Prep
STW-LOC-21B-120921	12/09/2021	320-82829-24	PFECA-G	0.0020	UG/L	PQL		0.0020	UJ	Cl. Spec. Table 3 Compound SOP		PFAS_DI_Prep

Site: Fayetteville

Sampling Program: Stormwater Sampling 12/21

Validation Options: LABSTATS

Validation Reason The analysis hold time for this sample was exceeded. The reporting limit may be biased low.

Field Sample ID	Date	Sampled Lab Sample ID	Analyte	Result	Units	Type	MDL	PQL	Validation Qualifier	Analytical Method	Pre-prep	Prep
STW-LOC-22-4-120921	12/09/2021	320-82829-28	Perfluoro(2-ethoxyethane)sulfonic Acid	0.0020	UG/L	PQL		0.0020	UJ	Cl. Spec. Table 3 Compound SOP		PFAS_DI_Prep
STW-LOC-22-4-120921	12/09/2021	320-82829-28	Perfluoro(2-ethoxyethane)sulfonic Acid	0.0020	UG/L	PQL		0.0020	UJ	Cl. Spec. Table 3 Compound SOP		PFAS_DI_Prep
STW-LOC-22-4-120921	12/09/2021	320-82829-28	PFECA B	0.0020	UG/L	PQL		0.0020	UJ	Cl. Spec. Table 3 Compound SOP		PFAS_DI_Prep
STW-LOC-22-4-120921	12/09/2021	320-82829-28	PFECA B	0.0020	UG/L	PQL		0.0020	UJ	Cl. Spec. Table 3 Compound SOP		PFAS_DI_Prep
STW-LOC-22-4-120921	12/09/2021	320-82829-28	R-PSDA	0.0020	UG/L	PQL		0.0020	UJ	Cl. Spec. Table 3 Compound SOP		PFAS_DI_Prep
STW-LOC-22-4-120921	12/09/2021	320-82829-28	R-PSDA	0.0020	UG/L	PQL		0.0020	UJ	Cl. Spec. Table 3 Compound SOP		PFAS_DI_Prep
STW-LOC-22-4-120921	12/09/2021	320-82829-28	R-PSDCA	0.0020	UG/L	PQL		0.0020	UJ	Cl. Spec. Table 3 Compound SOP		PFAS_DI_Prep
STW-LOC-22-4-120921	12/09/2021	320-82829-28	R-PSDCA	0.0020	UG/L	PQL		0.0020	UJ	Cl. Spec. Table 3 Compound SOP		PFAS_DI_Prep
STW-LOC-22-4-120921	12/09/2021	320-82829-28	PEPA	0.020	UG/L	PQL		0.020	UJ	Cl. Spec. Table 3 Compound SOP		PFAS_DI_Prep
STW-LOC-22-4-120921	12/09/2021	320-82829-28	PEPA	0.020	UG/L	PQL		0.020	UJ	Cl. Spec. Table 3 Compound SOP		PFAS_DI_Prep
STW-LOC-22-4-120921	12/09/2021	320-82829-28	PS Acid	0.0020	UG/L	PQL		0.0020	UJ	Cl. Spec. Table 3 Compound SOP		PFAS_DI_Prep
STW-LOC-22-4-120921	12/09/2021	320-82829-28	PS Acid	0.0020	UG/L	PQL		0.0020	UJ	Cl. Spec. Table 3 Compound SOP		PFAS_DI_Prep
STW-LOC-22-4-120921	12/09/2021	320-82829-28	EVE Acid	0.0020	UG/L	PQL		0.0020	UJ	Cl. Spec. Table 3 Compound SOP		PFAS_DI_Prep
STW-LOC-22-4-120921	12/09/2021	320-82829-28	EVE Acid	0.0020	UG/L	PQL		0.0020	UJ	Cl. Spec. Table 3 Compound SOP		PFAS_DI_Prep
STW-LOC-22-4-120921	12/09/2021	320-82829-28	Hydro-PS Acid	0.0020	ug/L	PQL		0.0020	UJ	Cl. Spec. Table 3 Compound SOP		PFAS_DI_Prep
STW-LOC-22-4-120921	12/09/2021	320-82829-28	Hydro-PS Acid	0.0020	ug/L	PQL		0.0020	UJ	Cl. Spec. Table 3 Compound SOP		PFAS_DI_Prep
STW-LOC-22-4-120921	12/09/2021	320-82829-28	Hydro-EVE Acid	0.0020	UG/L	PQL		0.0020	UJ	Cl. Spec. Table 3 Compound SOP		PFAS_DI_Prep

Site: Fayetteville

Sampling Program: Stormwater Sampling 12/21

Validation Options: LABSTATS

Validation Reason The analysis hold time for this sample was exceeded. The reporting limit may be biased low.

Field Sample ID	Date Sampled	Lab Sample ID	Analyte	Result	Units	Type	MDL	PQL	Validation Qualifier	Analytical Method	Pre-prep	Prep
STW-LOC-22-4-120921	12/09/2021	320-82829-28	Hydro-EVE Acid	0.0020	UG/L	PQL		0.0020	UJ	Cl. Spec. Table 3 Compound SOP		PFAS_DI_Prep
STW-LOC-23C-1-4-121021	12/10/2021	320-82957-1	R-PSDCA	0.0020	UG/L	PQL		0.0020	UJ	Cl. Spec. Table 3 Compound SOP		PFAS_DI_Prep
STW-LOC-23C-1-4-121021	12/10/2021	320-82957-1	R-EVE	0.0020	UG/L	PQL		0.0020	UJ	Cl. Spec. Table 3 Compound SOP		PFAS_DI_Prep
STW-LOC-23C-1-4-121021	12/10/2021	320-82957-1	PEPA	0.020	UG/L	PQL		0.020	UJ	Cl. Spec. Table 3 Compound SOP		PFAS_DI_Prep
STW-LOC-23C-1-4-121021	12/10/2021	320-82957-1	Perfluoro(2-ethoxyethane)sulfonic Acid	0.0020	UG/L	PQL		0.0020	UJ	Cl. Spec. Table 3 Compound SOP		PFAS_DI_Prep
STW-LOC-23C-1-4-121021	12/10/2021	320-82957-1	PFECA B	0.0020	UG/L	PQL		0.0020	UJ	Cl. Spec. Table 3 Compound SOP		PFAS_DI_Prep
STW-LOC-23C-1-4-121021	12/10/2021	320-82957-1	R-PSDA	0.0020	UG/L	PQL		0.0020	UJ	Cl. Spec. Table 3 Compound SOP		PFAS_DI_Prep
STW-LOC-23C-1-4-121021	12/10/2021	320-82957-1	EVE Acid	0.0020	UG/L	PQL		0.0020	UJ	Cl. Spec. Table 3 Compound SOP		PFAS_DI_Prep
STW-LOC-23C-1-4-121021	12/10/2021	320-82957-1	PFECA-G	0.0020	UG/L	PQL		0.0020	UJ	Cl. Spec. Table 3 Compound SOP		PFAS_DI_Prep
STW-LOC-22-4-120921	12/09/2021	320-82829-28	PFECA-G	0.0020	UG/L	PQL		0.0020	UJ	Cl. Spec. Table 3 Compound SOP		PFAS_DI_Prep
STW-LOC-22-4-120921	12/09/2021	320-82829-28	PFECA-G	0.0020	UG/L	PQL		0.0020	UJ	Cl. Spec. Table 3 Compound SOP		PFAS_DI_Prep
STW-LOC-23C-2-4-120921	12/09/2021	320-82829-29	Perfluoro(2-ethoxyethane)sulfonic Acid	0.0020	UG/L	PQL		0.0020	UJ	Cl. Spec. Table 3 Compound SOP		PFAS_DI_Prep
STW-LOC-23C-2-4-120921	12/09/2021	320-82829-29	PFECA B	0.0020	UG/L	PQL		0.0020	UJ	Cl. Spec. Table 3 Compound SOP		PFAS_DI_Prep
STW-LOC-23C-2-4-120921	12/09/2021	320-82829-29	R-PSDA	0.0020	UG/L	PQL		0.0020	UJ	Cl. Spec. Table 3 Compound SOP		PFAS_DI_Prep
STW-LOC-23C-2-4-120921	12/09/2021	320-82829-29	R-PSDCA	0.0020	UG/L	PQL		0.0020	UJ	Cl. Spec. Table 3 Compound SOP		PFAS_DI_Prep
STW-LOC-23C-2-4-120921	12/09/2021	320-82829-29	PEPA	0.020	UG/L	PQL		0.020	UJ	Cl. Spec. Table 3 Compound SOP		PFAS_DI_Prep
STW-LOC-23C-2-4-120921	12/09/2021	320-82829-29	PS Acid	0.0020	UG/L	PQL		0.0020	UJ	Cl. Spec. Table 3 Compound SOP		PFAS_DI_Prep

Site: Fayetteville

Sampling Program: Stormwater Sampling 12/21

Validation Options: LABSTATS

Validation Reason The analysis hold time for this sample was exceeded. The reporting limit may be biased low.

Field Sample ID	Date Sampled	Lab Sample ID	Analyte	Result	Units	Type	MDL	PQL	Validation Qualifier	Analytical Method	Pre-prep	Prep
STW-LOC-23C-2-4-120921	12/09/2021	320-82829-29	EVE Acid	0.0020	UG/L	PQL		0.0020	UJ	Cl. Spec. Table 3 Compound SOP		PFAS_DI_Prep
STW-LOC-23C-2-4-120921	12/09/2021	320-82829-29	Hydro-PS Acid	0.0020	ug/L	PQL		0.0020	UJ	Cl. Spec. Table 3 Compound SOP		PFAS_DI_Prep
STW-LOC-23C-2-4-120921	12/09/2021	320-82829-29	Hydro-EVE Acid	0.0020	UG/L	PQL		0.0020	UJ	Cl. Spec. Table 3 Compound SOP		PFAS_DI_Prep
STW-LOC-23C-2-4-120921	12/09/2021	320-82829-29	PFECA-G	0.0020	UG/L	PQL		0.0020	UJ	Cl. Spec. Table 3 Compound SOP		PFAS_DI_Prep
STW-LOC-23C-2-4-120921-D	12/09/2021	320-82829-30	Perfluoro(2-ethoxyethane)sulfonic Acid	0.0020	UG/L	PQL		0.0020	UJ	Cl. Spec. Table 3 Compound SOP		PFAS_DI_Prep
STW-LOC-23C-2-4-120921	12/09/2021	320-82829-29	PFO4DA	0.0020	ug/L	PQL		0.0020	UJ	Cl. Spec. Table 3 Compound SOP		PFAS_DI_Prep
STW-LOC-23C-2-4-120921	12/09/2021	320-82829-29	PFO5DA	0.0020	ug/L	PQL		0.0020	UJ	Cl. Spec. Table 3 Compound SOP		PFAS_DI_Prep
STW-LOC-23C-2-4-120921-D	12/09/2021	320-82829-30	PFECA B	0.0020	UG/L	PQL		0.0020	UJ	Cl. Spec. Table 3 Compound SOP		PFAS_DI_Prep
STW-LOC-23C-2-4-120921-D	12/09/2021	320-82829-30	PEPA	0.020	UG/L	PQL		0.020	UJ	Cl. Spec. Table 3 Compound SOP		PFAS_DI_Prep
STW-LOC-23C-2-4-120921-D	12/09/2021	320-82829-30	PS Acid	0.0020	UG/L	PQL		0.0020	UJ	Cl. Spec. Table 3 Compound SOP		PFAS_DI_Prep
STW-LOC-23C-2-4-120921-D	12/09/2021	320-82829-30	R-PSDCA	0.0020	UG/L	PQL		0.0020	UJ	Cl. Spec. Table 3 Compound SOP		PFAS_DI_Prep
STW-LOC-23C-2-4-120921-D	12/09/2021	320-82829-30	PFO4DA	0.0020	ug/L	PQL		0.0020	UJ	Cl. Spec. Table 3 Compound SOP		PFAS_DI_Prep
STW-LOC-23C-2-4-120921-D	12/09/2021	320-82829-30	PFO5DA	0.0020	ug/L	PQL		0.0020	UJ	Cl. Spec. Table 3 Compound SOP		PFAS_DI_Prep
STW-LOC-23C-2-4-120921-D	12/09/2021	320-82829-30	EVE Acid	0.0020	UG/L	PQL		0.0020	UJ	Cl. Spec. Table 3 Compound SOP		PFAS_DI_Prep
STW-LOC-23C-2-4-120921-D	12/09/2021	320-82829-30	Hydro-PS Acid	0.0020	ug/L	PQL		0.0020	UJ	Cl. Spec. Table 3 Compound SOP		PFAS_DI_Prep
STW-LOC-23C-2-4-120921-D	12/09/2021	320-82829-30	Hydro-EVE Acid	0.0020	UG/L	PQL		0.0020	UJ	Cl. Spec. Table 3 Compound SOP		PFAS_DI_Prep
STW-LOC-23C-2-4-120921-D	12/09/2021	320-82829-30	NVHOS, Acid Form	0.0020	UG/L	PQL		0.0020	UJ	Cl. Spec. Table 3 Compound SOP		PFAS_DI_Prep

Site: Fayetteville

Sampling Program: Stormwater Sampling 12/21

Validation Options: LABSTATS

Validation Reason The analysis hold time for this sample was exceeded. The reporting limit may be biased low.

Field Sample ID	Date Sampled	Lab Sample ID	Analyte	Result	Units	Type	MDL	PQL	Validation Qualifier	Analytical Method	Pre-prep	Prep
STW-LOC-23C-2-4-120921-D	12/09/2021	320-82829-30	PFECA-G	0.0020	UG/L	PQL		0.0020	UJ	Cl. Spec. Table 3 Compound SOP		PFAS_DI_Prep
STW-LOC-23C-3-3.33-120921	12/09/2021	320-82829-31	Perfluoro(2-ethoxyethane)sulfonic Acid	0.0020	UG/L	PQL		0.0020	UJ	Cl. Spec. Table 3 Compound SOP		PFAS_DI_Prep
STW-LOC-23C-3-3.33-120921	12/09/2021	320-82829-31	R-PSDCA	0.0020	UG/L	PQL		0.0020	UJ	Cl. Spec. Table 3 Compound SOP		PFAS_DI_Prep
STW-LOC-23C-3-3.33-120921	12/09/2021	320-82829-31	R-EVE	0.0020	UG/L	PQL		0.0020	UJ	Cl. Spec. Table 3 Compound SOP		PFAS_DI_Prep
STW-LOC-23C-3-3.33-120921	12/09/2021	320-82829-31	PEPA	0.020	UG/L	PQL		0.020	UJ	Cl. Spec. Table 3 Compound SOP		PFAS_DI_Prep
STW-LOC-23C-3-3.33-120921	12/09/2021	320-82829-31	PS Acid	0.0020	UG/L	PQL		0.0020	UJ	Cl. Spec. Table 3 Compound SOP		PFAS_DI_Prep
STW-LOC-23C-3-3.33-120921	12/09/2021	320-82829-31	PFECA B	0.0020	UG/L	PQL		0.0020	UJ	Cl. Spec. Table 3 Compound SOP		PFAS_DI_Prep
STW-LOC-23C-3-3.33-120921	12/09/2021	320-82829-31	R-PSDA	0.0020	UG/L	PQL		0.0020	UJ	Cl. Spec. Table 3 Compound SOP		PFAS_DI_Prep
STW-LOC-23C-3-3.33-120921	12/09/2021	320-82829-31	PFO4DA	0.0020	ug/L	PQL		0.0020	UJ	Cl. Spec. Table 3 Compound SOP		PFAS_DI_Prep
STW-LOC-23C-3-3.33-120921	12/09/2021	320-82829-31	PFO5DA	0.0020	ug/L	PQL		0.0020	UJ	Cl. Spec. Table 3 Compound SOP		PFAS_DI_Prep
STW-LOC-23C-3-3.33-120921	12/09/2021	320-82829-31	EVE Acid	0.0020	UG/L	PQL		0.0020	UJ	Cl. Spec. Table 3 Compound SOP		PFAS_DI_Prep
STW-LOC-23C-3-3.33-120921	12/09/2021	320-82829-31	Hydro-PS Acid	0.0020	ug/L	PQL		0.0020	UJ	Cl. Spec. Table 3 Compound SOP		PFAS_DI_Prep
STW-LOC-23C-3-3.33-120921	12/09/2021	320-82829-31	Hydro-EVE Acid	0.0020	UG/L	PQL		0.0020	UJ	Cl. Spec. Table 3 Compound SOP		PFAS_DI_Prep
STW-LOC-23C-3-3.33-120921	12/09/2021	320-82829-31	NVHOS, Acid Form	0.0020	UG/L	PQL		0.0020	UJ	Cl. Spec. Table 3 Compound SOP		PFAS_DI_Prep
STW-LOC-23C-3-3.33-120921	12/09/2021	320-82829-31	PFECA-G	0.0020	UG/L	PQL		0.0020	UJ	Cl. Spec. Table 3 Compound SOP		PFAS_DI_Prep
STW-LOC-3-7.33-120821	12/08/2021	320-82829-11	Perfluoro(2-ethoxyethane)sulfonic Acid	0.0020	UG/L	PQL		0.0020	UJ	Cl. Spec. Table 3 Compound SOP		PFAS_DI_Prep
STW-LOC-3-7.33-120821	12/08/2021	320-82829-11	PFECA B	0.0020	UG/L	PQL		0.0020	UJ	Cl. Spec. Table 3 Compound SOP		PFAS_DI_Prep

Site: Fayetteville

Sampling Program: Stormwater Sampling 12/21

Validation Options: LABSTATS

Validation Reason The analysis hold time for this sample was exceeded. The reporting limit may be biased low.

Field Sample ID	Date Sampled	Lab Sample ID	Analyte	Result	Units	Type	MDL	PQL	Validation Qualifier	Analytical Method	Pre-prep	Prep
STW-LOC-3-7.33-120821	12/08/2021	320-82829-11	R-PSDA	0.0020	UG/L	PQL		0.0020	UJ	Cl. Spec. Table 3 Compound SOP		PFAS_DI_Prep
STW-LOC-3-7.33-120821	12/08/2021	320-82829-11	Hydrolyzed PSDA	0.0020	UG/L	PQL		0.0020	UJ	Cl. Spec. Table 3 Compound SOP		PFAS_DI_Prep
STW-LOC-3-7.33-120821	12/08/2021	320-82829-11	R-PSDCA	0.0020	UG/L	PQL		0.0020	UJ	Cl. Spec. Table 3 Compound SOP		PFAS_DI_Prep
STW-LOC-3-7.33-120821	12/08/2021	320-82829-11	R-EVE	0.0020	UG/L	PQL		0.0020	UJ	Cl. Spec. Table 3 Compound SOP		PFAS_DI_Prep
STW-LOC-3-7.33-120821	12/08/2021	320-82829-11	Hydro-EVE Acid	0.0020	UG/L	PQL		0.0020	UJ	Cl. Spec. Table 3 Compound SOP		PFAS_DI_Prep
STW-LOC-3-7.33-120821	12/08/2021	320-82829-11	NVHOS, Acid Form	0.0020	UG/L	PQL		0.0020	UJ	Cl. Spec. Table 3 Compound SOP		PFAS_DI_Prep
STW-LOC-3-7.33-120821	12/08/2021	320-82829-11	PFECA-G	0.0020	UG/L	PQL		0.0020	UJ	Cl. Spec. Table 3 Compound SOP		PFAS_DI_Prep
STW-LOC-4-4-120821	12/08/2021	320-82829-12	Perfluoro(2-ethoxyethane)sulfonic Acid	0.0020	UG/L	PQL		0.0020	UJ	Cl. Spec. Table 3 Compound SOP		PFAS_DI_Prep
STW-LOC-4-4-120821	12/08/2021	320-82829-12	PFECA B	0.0020	UG/L	PQL		0.0020	UJ	Cl. Spec. Table 3 Compound SOP		PFAS_DI_Prep
STW-LOC-4-4-120821	12/08/2021	320-82829-12	R-PSDA	0.0020	UG/L	PQL		0.0020	UJ	Cl. Spec. Table 3 Compound SOP		PFAS_DI_Prep
STW-LOC-4-4-120821	12/08/2021	320-82829-12	Hydrolyzed PSDA	0.0020	UG/L	PQL		0.0020	UJ	Cl. Spec. Table 3 Compound SOP		PFAS_DI_Prep
STW-LOC-4-4-120821	12/08/2021	320-82829-12	R-PSDCA	0.0020	UG/L	PQL		0.0020	UJ	Cl. Spec. Table 3 Compound SOP		PFAS_DI_Prep
STW-LOC-4-4-120821	12/08/2021	320-82829-12	EVE Acid	0.0020	UG/L	PQL		0.0020	UJ	Cl. Spec. Table 3 Compound SOP		PFAS_DI_Prep
STW-LOC-4-4-120821	12/08/2021	320-82829-12	Hydro-PS Acid	0.0020	ug/L	PQL		0.0020	UJ	Cl. Spec. Table 3 Compound SOP		PFAS_DI_Prep
STW-LOC-4-4-120821	12/08/2021	320-82829-12	Hydro-EVE Acid	0.0020	UG/L	PQL		0.0020	UJ	Cl. Spec. Table 3 Compound SOP		PFAS_DI_Prep
STW-LOC-4-4-120821	12/08/2021	320-82829-12	NVHOS, Acid Form	0.0020	UG/L	PQL		0.0020	UJ	Cl. Spec. Table 3 Compound SOP		PFAS_DI_Prep
STW-LOC-4-4-120821	12/08/2021	320-82829-12	PFECA-G	0.0020	UG/L	PQL		0.0020	UJ	Cl. Spec. Table 3 Compound SOP		PFAS_DI_Prep

Site: Fayetteville

Sampling Program: Stormwater Sampling 12/21

Validation Options: LABSTATS

Validation Reason The analysis hold time for this sample was exceeded. The reporting limit may be biased low.

Field Sample ID	Date Sampled	Lab Sample ID	Analyte	Result	Units	Type	MDL	PQL	Validation Qualifier	Analytical Method	Pre-prep	Prep
STW-LOC-5-2.66-120821	12/08/2021	320-82829-15	Perfluoro(2-ethoxyethane)sulfonic Acid	0.0020	UG/L	PQL		0.0020	UJ	Cl. Spec. Table 3 Compound SOP		PFAS_DI_Prep
STW-LOC-5-2.66-120821	12/08/2021	320-82829-15	Hydro-EVE Acid	0.0020	UG/L	PQL		0.0020	UJ	Cl. Spec. Table 3 Compound SOP		PFAS_DI_Prep
STW-LOC-5-2.66-120821	12/08/2021	320-82829-15	NVHOS, Acid Form	0.0020	UG/L	PQL		0.0020	UJ	Cl. Spec. Table 3 Compound SOP		PFAS_DI_Prep
STW-LOC-5-2.66-120821	12/08/2021	320-82829-15	PFECA-G	0.0020	UG/L	PQL		0.0020	UJ	Cl. Spec. Table 3 Compound SOP		PFAS_DI_Prep
STW-LOC-6B-120921	12/09/2021	320-82829-22	Perfluoro(2-ethoxyethane)sulfonic Acid	0.0020	UG/L	PQL		0.0020	UJ	Cl. Spec. Table 3 Compound SOP		PFAS_DI_Prep
STW-LOC-6B-120921	12/09/2021	320-82829-22	PMPA	0.010	UG/L	PQL		0.010	UJ	Cl. Spec. Table 3 Compound SOP		PFAS_DI_Prep
STW-LOC-6B-120921	12/09/2021	320-82829-22	Hfpo Dimer Acid	0.0020	UG/L	PQL		0.0020	UJ	Cl. Spec. Table 3 Compound SOP		PFAS_DI_Prep
STW-LOC-6B-120921	12/09/2021	320-82829-22	PFECA B	0.0020	UG/L	PQL		0.0020	UJ	Cl. Spec. Table 3 Compound SOP		PFAS_DI_Prep
STW-LOC-6B-120921	12/09/2021	320-82829-22	R-PSDA	0.0020	UG/L	PQL		0.0020	UJ	Cl. Spec. Table 3 Compound SOP		PFAS_DI_Prep
STW-LOC-6B-120921	12/09/2021	320-82829-22	Hydrolyzed PSDA	0.0020	UG/L	PQL		0.0020	UJ	Cl. Spec. Table 3 Compound SOP		PFAS_DI_Prep
STW-LOC-6B-120921	12/09/2021	320-82829-22	R-PSDCA	0.0020	UG/L	PQL		0.0020	UJ	Cl. Spec. Table 3 Compound SOP		PFAS_DI_Prep
STW-LOC-6B-120921	12/09/2021	320-82829-22	R-EVE	0.0020	UG/L	PQL		0.0020	UJ	Cl. Spec. Table 3 Compound SOP		PFAS_DI_Prep
STW-LOC-6B-120921	12/09/2021	320-82829-22	PEPA	0.020	UG/L	PQL		0.020	UJ	Cl. Spec. Table 3 Compound SOP		PFAS_DI_Prep
STW-LOC-6B-120921	12/09/2021	320-82829-22	PS Acid	0.0020	UG/L	PQL		0.0020	UJ	Cl. Spec. Table 3 Compound SOP		PFAS_DI_Prep
STW-LOC-6B-120921	12/09/2021	320-82829-22	PFO2HxA	0.0020	ug/L	PQL		0.0020	UJ	Cl. Spec. Table 3 Compound SOP		PFAS_DI_Prep
STW-LOC-6B-120921	12/09/2021	320-82829-22	PFO3OA	0.0020	ug/L	PQL		0.0020	UJ	Cl. Spec. Table 3 Compound SOP		PFAS_DI_Prep
STW-LOC-6B-120921	12/09/2021	320-82829-22	PFO4DA	0.0020	ug/L	PQL		0.0020	UJ	Cl. Spec. Table 3 Compound SOP		PFAS_DI_Prep

Site: Fayetteville

Sampling Program: Stormwater Sampling 12/21

Validation Options: LABSTATS

Validation Reason The analysis hold time for this sample was exceeded. The reporting limit may be biased low.

Field Sample ID	Date Sampled	Lab Sample ID	Analyte	Result	Units	Type	MDL	PQL	Validation Qualifier	Analytical Method	Pre-prep	Prep
STW-LOC-6B-120921	12/09/2021	320-82829-22	PFO5DA	0.0020	ug/L	PQL		0.0020	UJ	Cl. Spec. Table 3 Compound SOP		PFAS_DI_Prep
STW-LOC-6B-120921	12/09/2021	320-82829-22	PFMOAA	0.0020	ug/L	PQL		0.0020	UJ	Cl. Spec. Table 3 Compound SOP		PFAS_DI_Prep
STW-LOC-6B-120921	12/09/2021	320-82829-22	EVE Acid	0.0020	UG/L	PQL		0.0020	UJ	Cl. Spec. Table 3 Compound SOP		PFAS_DI_Prep
STW-LOC-6B-120921	12/09/2021	320-82829-22	Hydro-PS Acid	0.0020	ug/L	PQL		0.0020	UJ	Cl. Spec. Table 3 Compound SOP		PFAS_DI_Prep
STW-LOC-6B-120921	12/09/2021	320-82829-22	Hydro-EVE Acid	0.0020	UG/L	PQL		0.0020	UJ	Cl. Spec. Table 3 Compound SOP		PFAS_DI_Prep
STW-LOC-6B-120921	12/09/2021	320-82829-22	NVHOS, Acid Form	0.0020	UG/L	PQL		0.0020	UJ	Cl. Spec. Table 3 Compound SOP		PFAS_DI_Prep
STW-LOC-6B-120921	12/09/2021	320-82829-22	PFECA-G	0.0020	UG/L	PQL		0.0020	UJ	Cl. Spec. Table 3 Compound SOP		PFAS_DI_Prep
STW-LOC-7A-8-120821	12/08/2021	320-82829-5	Perfluoro(2-ethoxyethane)sulfonic Acid	0.0020	UG/L	PQL		0.0020	UJ	Cl. Spec. Table 3 Compound SOP		PFAS_DI_Prep
STW-LOC-9A-120921	12/09/2021	320-82829-23	PFECA-G	0.0020	UG/L	PQL		0.0020	UJ	Cl. Spec. Table 3 Compound SOP		PFAS_DI_Prep
STW-LOC-EB-DR-120921	12/09/2021	320-82829-32	Perfluoro(2-ethoxyethane)sulfonic Acid	0.0020	UG/L	PQL		0.0020	UJ	Cl. Spec. Table 3 Compound SOP		PFAS_DI_Prep
STW-LOC-EB-DR-120921	12/09/2021	320-82829-32	PMPA	0.010	UG/L	PQL		0.010	UJ	Cl. Spec. Table 3 Compound SOP		PFAS_DI_Prep
STW-LOC-EB-DR-120921	12/09/2021	320-82829-32	Hfpo Dimer Acid	0.0020	UG/L	PQL		0.0020	UJ	Cl. Spec. Table 3 Compound SOP		PFAS_DI_Prep
STW-LOC-EB-DR-120921	12/09/2021	320-82829-32	PFECA B	0.0020	UG/L	PQL		0.0020	UJ	Cl. Spec. Table 3 Compound SOP		PFAS_DI_Prep
STW-LOC-EB-DR-120921	12/09/2021	320-82829-32	R-PSDA	0.0020	UG/L	PQL		0.0020	UJ	Cl. Spec. Table 3 Compound SOP		PFAS_DI_Prep
STW-LOC-EB-DR-120921	12/09/2021	320-82829-32	Hydrolyzed PSDA	0.0020	UG/L	PQL		0.0020	UJ	Cl. Spec. Table 3 Compound SOP		PFAS_DI_Prep
STW-LOC-EB-DR-120921	12/09/2021	320-82829-32	R-PSDCA	0.0020	UG/L	PQL		0.0020	UJ	Cl. Spec. Table 3 Compound SOP		PFAS_DI_Prep
STW-LOC-EB-DR-120921	12/09/2021	320-82829-32	R-EVE	0.0020	UG/L	PQL		0.0020	UJ	Cl. Spec. Table 3 Compound SOP		PFAS_DI_Prep

Site: Fayetteville

Sampling Program: Stormwater Sampling 12/21

Validation Options: LABSTATS

Validation Reason The analysis hold time for this sample was exceeded. The reporting limit may be biased low.

Field Sample ID	Date Sampled	Lab Sample ID	Analyte	Result	Units	Type	MDL	PQL	Validation Qualifier	Analytical Method	Pre-prep	Prep
STW-LOC-EB-DR-120921	12/09/2021	320-82829-32	PEPA	0.020	UG/L	PQL		0.020	UJ	Cl. Spec. Table 3 Compound SOP		PFAS_DI_Prep
STW-LOC-EB-DR-120921	12/09/2021	320-82829-32	PS Acid	0.0020	UG/L	PQL		0.0020	UJ	Cl. Spec. Table 3 Compound SOP		PFAS_DI_Prep
STW-LOC-EB-DR-120921	12/09/2021	320-82829-32	PFO2HxA	0.0020	ug/L	PQL		0.0020	UJ	Cl. Spec. Table 3 Compound SOP		PFAS_DI_Prep
STW-LOC-EB-DR-120921	12/09/2021	320-82829-32	PFO3OA	0.0020	ug/L	PQL		0.0020	UJ	Cl. Spec. Table 3 Compound SOP		PFAS_DI_Prep
STW-LOC-EB-DR-120921	12/09/2021	320-82829-32	PFO4DA	0.0020	ug/L	PQL		0.0020	UJ	Cl. Spec. Table 3 Compound SOP		PFAS_DI_Prep
STW-LOC-EB-DR-120921	12/09/2021	320-82829-32	PFO5DA	0.0020	ug/L	PQL		0.0020	UJ	Cl. Spec. Table 3 Compound SOP		PFAS_DI_Prep
STW-LOC-EB-DR-120921	12/09/2021	320-82829-32	PFMOAA	0.0020	ug/L	PQL		0.0020	UJ	Cl. Spec. Table 3 Compound SOP		PFAS_DI_Prep
STW-LOC-EB-DR-120921	12/09/2021	320-82829-32	EVE Acid	0.0020	UG/L	PQL		0.0020	UJ	Cl. Spec. Table 3 Compound SOP		PFAS_DI_Prep
STW-LOC-EB-DR-120921	12/09/2021	320-82829-32	Hydro-PS Acid	0.0020	ug/L	PQL		0.0020	UJ	Cl. Spec. Table 3 Compound SOP		PFAS_DI_Prep
STW-LOC-EB-DR-120921	12/09/2021	320-82829-32	Hydro-EVE Acid	0.0020	UG/L	PQL		0.0020	UJ	Cl. Spec. Table 3 Compound SOP		PFAS_DI_Prep
STW-LOC-EB-DR-120921	12/09/2021	320-82829-32	NVHOS, Acid Form	0.0020	UG/L	PQL		0.0020	UJ	Cl. Spec. Table 3 Compound SOP		PFAS_DI_Prep
STW-LOC-EB-DR-120921	12/09/2021	320-82829-32	PFECA-G	0.0020	UG/L	PQL		0.0020	UJ	Cl. Spec. Table 3 Compound SOP		PFAS_DI_Prep
STW-LOC-EB-IS-120821	12/08/2021	320-82829-18	Perfluoro(2-ethoxyethane)sulfonic Acid	0.0020	UG/L	PQL		0.0020	UJ	Cl. Spec. Table 3 Compound SOP		PFAS_DI_Prep
STW-LOC-EB-IS-120821	12/08/2021	320-82829-18	PMPA	0.010	UG/L	PQL		0.010	UJ	Cl. Spec. Table 3 Compound SOP		PFAS_DI_Prep
STW-LOC-EB-IS-120821	12/08/2021	320-82829-18	Hfpo Dimer Acid	0.0020	UG/L	PQL		0.0020	UJ	Cl. Spec. Table 3 Compound SOP		PFAS_DI_Prep
STW-LOC-EB-IS-120821	12/08/2021	320-82829-18	PFECA B	0.0020	UG/L	PQL		0.0020	UJ	Cl. Spec. Table 3 Compound SOP		PFAS_DI_Prep
STW-LOC-EB-IS-120821	12/08/2021	320-82829-18	R-PSDA	0.0020	UG/L	PQL		0.0020	UJ	Cl. Spec. Table 3 Compound SOP		PFAS_DI_Prep

Site: Fayetteville

Sampling Program: Stormwater Sampling 12/21

Validation Options: LABSTATS

Validation Reason The analysis hold time for this sample was exceeded. The reporting limit may be biased low.

Field Sample ID	Date Sampled	Lab Sample ID	Analyte	Result	Units	Type	MDL	PQL	Validation Qualifier	Analytical Method	Pre-prep	Prep
STW-LOC-EB-IS-120821	12/08/2021	320-82829-18	Hydrolyzed PSDA	0.0020	UG/L	PQL		0.0020	UJ	Cl. Spec. Table 3 Compound SOP		PFAS_DI_Prep
STW-LOC-EB-IS-120821	12/08/2021	320-82829-18	R-PSDCA	0.0020	UG/L	PQL		0.0020	UJ	Cl. Spec. Table 3 Compound SOP		PFAS_DI_Prep
STW-LOC-EB-IS-120821	12/08/2021	320-82829-18	R-EVE	0.0020	UG/L	PQL		0.0020	UJ	Cl. Spec. Table 3 Compound SOP		PFAS_DI_Prep
STW-LOC-EB-IS-120821	12/08/2021	320-82829-18	PEPA	0.020	UG/L	PQL		0.020	UJ	Cl. Spec. Table 3 Compound SOP		PFAS_DI_Prep
STW-LOC-EB-IS-120821	12/08/2021	320-82829-18	PS Acid	0.0020	UG/L	PQL		0.0020	UJ	Cl. Spec. Table 3 Compound SOP		PFAS_DI_Prep
STW-LOC-EB-IS-120821	12/08/2021	320-82829-18	PFO2HxA	0.0020	ug/L	PQL		0.0020	UJ	Cl. Spec. Table 3 Compound SOP		PFAS_DI_Prep
STW-LOC-EB-IS-120821	12/08/2021	320-82829-18	PFO3OA	0.0020	ug/L	PQL		0.0020	UJ	Cl. Spec. Table 3 Compound SOP		PFAS_DI_Prep
STW-LOC-EB-IS-120821	12/08/2021	320-82829-18	PFO4DA	0.0020	ug/L	PQL		0.0020	UJ	Cl. Spec. Table 3 Compound SOP		PFAS_DI_Prep
STW-LOC-EB-IS-120821	12/08/2021	320-82829-18	PFO5DA	0.0020	ug/L	PQL		0.0020	UJ	Cl. Spec. Table 3 Compound SOP		PFAS_DI_Prep
STW-LOC-EB-IS-120821	12/08/2021	320-82829-18	PFMOAA	0.0020	ug/L	PQL		0.0020	UJ	Cl. Spec. Table 3 Compound SOP		PFAS_DI_Prep
STW-LOC-EB-IS-120821	12/08/2021	320-82829-18	EVE Acid	0.0020	UG/L	PQL		0.0020	UJ	Cl. Spec. Table 3 Compound SOP		PFAS_DI_Prep
STW-LOC-EB-IS-120821	12/08/2021	320-82829-18	Hydro-PS Acid	0.0020	ug/L	PQL		0.0020	UJ	Cl. Spec. Table 3 Compound SOP		PFAS_DI_Prep
STW-LOC-EB-IS-120821	12/08/2021	320-82829-18	Hydro-EVE Acid	0.0020	UG/L	PQL		0.0020	UJ	Cl. Spec. Table 3 Compound SOP		PFAS_DI_Prep
STW-LOC-EB-IS-120821	12/08/2021	320-82829-18	NVHOS, Acid Form	0.0020	UG/L	PQL		0.0020	UJ	Cl. Spec. Table 3 Compound SOP		PFAS_DI_Prep
STW-LOC-EB-IS-120821	12/08/2021	320-82829-18	PFECA-G	0.0020	UG/L	PQL		0.0020	UJ	Cl. Spec. Table 3 Compound SOP		PFAS_DI_Prep
STW-LOC-EB-IS-120921	12/09/2021	320-82829-25	Perfluoro(2-ethoxyethane)sulfonic Acid	0.0020	UG/L	PQL		0.0020	UJ	Cl. Spec. Table 3 Compound SOP		PFAS_DI_Prep
STW-LOC-EB-IS-120921	12/09/2021	320-82829-25	PMPA	0.010	UG/L	PQL		0.010	UJ	Cl. Spec. Table 3 Compound SOP		PFAS_DI_Prep

Site: Fayetteville

Sampling Program: Stormwater Sampling 12/21

Validation Options: LABSTATS

Validation Reason The analysis hold time for this sample was exceeded. The reporting limit may be biased low.

Field Sample ID	Date Sampled	Lab Sample ID	Analyte	Result	Units	Type	MDL	PQL	Validation Qualifier	Analytical Method	Pre-prep	Prep
STW-LOC-EB-IS-120921	12/09/2021	320-82829-25	Hfpo Dimer Acid	0.0020	UG/L	PQL		0.0020	UJ	Cl. Spec. Table 3 Compound SOP		PFAS_DI_Prep
STW-LOC-EB-IS-120921	12/09/2021	320-82829-25	PFECA B	0.0020	UG/L	PQL		0.0020	UJ	Cl. Spec. Table 3 Compound SOP		PFAS_DI_Prep
STW-LOC-EB-IS-120921	12/09/2021	320-82829-25	R-PSDA	0.0020	UG/L	PQL		0.0020	UJ	Cl. Spec. Table 3 Compound SOP		PFAS_DI_Prep
STW-LOC-EB-IS-120921	12/09/2021	320-82829-25	Hydrolyzed PSDA	0.0020	UG/L	PQL		0.0020	UJ	Cl. Spec. Table 3 Compound SOP		PFAS_DI_Prep
STW-LOC-EB-IS-120921	12/09/2021	320-82829-25	R-PSDCA	0.0020	UG/L	PQL		0.0020	UJ	Cl. Spec. Table 3 Compound SOP		PFAS_DI_Prep
STW-LOC-EB-IS-120921	12/09/2021	320-82829-25	R-EVE	0.0020	UG/L	PQL		0.0020	UJ	Cl. Spec. Table 3 Compound SOP		PFAS_DI_Prep
STW-LOC-EB-IS-120921	12/09/2021	320-82829-25	PEPA	0.020	UG/L	PQL		0.020	UJ	Cl. Spec. Table 3 Compound SOP		PFAS_DI_Prep
STW-LOC-EB-IS-120921	12/09/2021	320-82829-25	PS Acid	0.0020	UG/L	PQL		0.0020	UJ	Cl. Spec. Table 3 Compound SOP		PFAS_DI_Prep
STW-LOC-EB-IS-120921	12/09/2021	320-82829-25	PFO2HxA	0.0020	ug/L	PQL		0.0020	UJ	Cl. Spec. Table 3 Compound SOP		PFAS_DI_Prep
STW-LOC-EB-IS-120921	12/09/2021	320-82829-25	PFO3OA	0.0020	ug/L	PQL		0.0020	UJ	Cl. Spec. Table 3 Compound SOP		PFAS_DI_Prep
STW-LOC-EB-IS-120921	12/09/2021	320-82829-25	PFO4DA	0.0020	ug/L	PQL		0.0020	UJ	Cl. Spec. Table 3 Compound SOP		PFAS_DI_Prep
STW-LOC-EB-IS-120921	12/09/2021	320-82829-25	PFO5DA	0.0020	ug/L	PQL		0.0020	UJ	Cl. Spec. Table 3 Compound SOP		PFAS_DI_Prep
STW-LOC-EB-IS-120921	12/09/2021	320-82829-25	PFMOAA	0.0020	ug/L	PQL		0.0020	UJ	Cl. Spec. Table 3 Compound SOP		PFAS_DI_Prep
STW-LOC-EB-IS-120921	12/09/2021	320-82829-25	EVE Acid	0.0020	UG/L	PQL		0.0020	UJ	Cl. Spec. Table 3 Compound SOP		PFAS_DI_Prep
STW-LOC-EB-IS-120921	12/09/2021	320-82829-25	Hydro-PS Acid	0.0020	ug/L	PQL		0.0020	UJ	Cl. Spec. Table 3 Compound SOP		PFAS_DI_Prep
STW-LOC-EB-IS-120921	12/09/2021	320-82829-25	Hydro-EVE Acid	0.0020	UG/L	PQL		0.0020	UJ	Cl. Spec. Table 3 Compound SOP		PFAS_DI_Prep
STW-LOC-EB-IS-120921	12/09/2021	320-82829-25	NVHOS, Acid Form	0.0020	UG/L	PQL		0.0020	UJ	Cl. Spec. Table 3 Compound SOP		PFAS_DI_Prep

Site: Fayetteville

Sampling Program: Stormwater Sampling 12/21

Validation Options: LABSTATS

Validation Reason The analysis hold time for this sample was exceeded. The reporting limit may be biased low.

Field Sample ID	Date Sampled	Lab Sample ID	Analyte	Result	Units	Type	MDL	PQL	Validation Qualifier	Analytical Method	Pre-prep	Prep
STW-LOC-EB-IS-120921	12/09/2021	320-82829-25	PFECA-G	0.0020	UG/L	PQL		0.0020	UJ	Cl. Spec. Table 3 Compound SOP		PFAS_DI_Prep
STW-LOC-EB-IS-121021	12/10/2021	320-82957-3	Perfluoro(2-ethoxyethane)sulfonic Acid	0.0020	UG/L	PQL		0.0020	UJ	Cl. Spec. Table 3 Compound SOP		PFAS_DI_Prep
STW-LOC-EB-IS-121021	12/10/2021	320-82957-3	PMPA	0.010	UG/L	PQL		0.010	UJ	Cl. Spec. Table 3 Compound SOP		PFAS_DI_Prep
STW-LOC-EB-IS-121021	12/10/2021	320-82957-3	Hfpo Dimer Acid	0.0020	UG/L	PQL		0.0020	UJ	Cl. Spec. Table 3 Compound SOP		PFAS_DI_Prep
STW-LOC-EB-IS-121021	12/10/2021	320-82957-3	PFECA B	0.0020	UG/L	PQL		0.0020	UJ	Cl. Spec. Table 3 Compound SOP		PFAS_DI_Prep
STW-LOC-EB-IS-121021	12/10/2021	320-82957-3	R-PSDA	0.0020	UG/L	PQL		0.0020	UJ	Cl. Spec. Table 3 Compound SOP		PFAS_DI_Prep
STW-LOC-EB-IS-121021	12/10/2021	320-82957-3	Hydrolyzed PSDA	0.0020	UG/L	PQL		0.0020	UJ	Cl. Spec. Table 3 Compound SOP		PFAS_DI_Prep
STW-LOC-EB-IS-121021	12/10/2021	320-82957-3	R-PSDCA	0.0020	UG/L	PQL		0.0020	UJ	Cl. Spec. Table 3 Compound SOP		PFAS_DI_Prep
STW-LOC-EB-IS-121021	12/10/2021	320-82957-3	R-EVE	0.0020	UG/L	PQL		0.0020	UJ	Cl. Spec. Table 3 Compound SOP		PFAS_DI_Prep
STW-LOC-EB-IS-121021	12/10/2021	320-82957-3	PEPA	0.020	UG/L	PQL		0.020	UJ	Cl. Spec. Table 3 Compound SOP		PFAS_DI_Prep
STW-LOC-EB-IS-121021	12/10/2021	320-82957-3	PS Acid	0.0020	UG/L	PQL		0.0020	UJ	Cl. Spec. Table 3 Compound SOP		PFAS_DI_Prep
STW-LOC-EB-IS-121021	12/10/2021	320-82957-3	PFO2HxA	0.0020	ug/L	PQL		0.0020	UJ	Cl. Spec. Table 3 Compound SOP		PFAS_DI_Prep
STW-LOC-EB-IS-121021	12/10/2021	320-82957-3	PFO3OA	0.0020	ug/L	PQL		0.0020	UJ	Cl. Spec. Table 3 Compound SOP		PFAS_DI_Prep
STW-LOC-EB-IS-121021	12/10/2021	320-82957-3	PFO4DA	0.0020	ug/L	PQL		0.0020	UJ	Cl. Spec. Table 3 Compound SOP		PFAS_DI_Prep
STW-LOC-EB-IS-121021	12/10/2021	320-82957-3	PFO5DA	0.0020	ug/L	PQL		0.0020	UJ	Cl. Spec. Table 3 Compound SOP		PFAS_DI_Prep
STW-LOC-EB-IS-121021	12/10/2021	320-82957-3	PFMOAA	0.0020	ug/L	PQL		0.0020	UJ	Cl. Spec. Table 3 Compound SOP		PFAS_DI_Prep
STW-LOC-EB-IS-121021	12/10/2021	320-82957-3	EVE Acid	0.0020	UG/L	PQL		0.0020	UJ	Cl. Spec. Table 3 Compound SOP		PFAS_DI_Prep

Site: Fayetteville

Sampling Program: Stormwater Sampling 12/21

Validation Options: LABSTATS

Validation Reason The analysis hold time for this sample was exceeded. The reporting limit may be biased low.

Field Sample ID	Date Sampled	Lab Sample ID	Analyte	Result	Units	Type	MDL	PQL	Validation Qualifier	Analytical Method	Pre-prep	Prep
STW-LOC-EB-IS-121021	12/10/2021	320-82957-3	Hydro-PS Acid	0.0020	ug/L	PQL		0.0020	UJ	Cl. Spec. Table 3 Compound SOP		PFAS_DI_Prep
STW-LOC-EB-IS-121021	12/10/2021	320-82957-3	Hydro-EVE Acid	0.0020	UG/L	PQL		0.0020	UJ	Cl. Spec. Table 3 Compound SOP		PFAS_DI_Prep
STW-LOC-EB-IS-121021	12/10/2021	320-82957-3	NVHOS, Acid Form	0.0020	UG/L	PQL		0.0020	UJ	Cl. Spec. Table 3 Compound SOP		PFAS_DI_Prep
STW-LOC-EB-IS-121021	12/10/2021	320-82957-3	PFECA-G	0.0020	UG/L	PQL		0.0020	UJ	Cl. Spec. Table 3 Compound SOP		PFAS_DI_Prep
STW-LOC-FB-120821	12/08/2021	320-82829-19	Perfluoro(2-ethoxyethane)sulfonic Acid	0.0020	UG/L	PQL		0.0020	UJ	Cl. Spec. Table 3 Compound SOP		PFAS_DI_Prep
STW-LOC-FB-120821	12/08/2021	320-82829-19	PMPA	0.010	UG/L	PQL		0.010	UJ	Cl. Spec. Table 3 Compound SOP		PFAS_DI_Prep
STW-LOC-FB-120821	12/08/2021	320-82829-19	Hfpo Dimer Acid	0.0020	UG/L	PQL		0.0020	UJ	Cl. Spec. Table 3 Compound SOP		PFAS_DI_Prep
STW-LOC-FB-120821	12/08/2021	320-82829-19	PFECA B	0.0020	UG/L	PQL		0.0020	UJ	Cl. Spec. Table 3 Compound SOP		PFAS_DI_Prep
STW-LOC-FB-120821	12/08/2021	320-82829-19	R-PSDA	0.0020	UG/L	PQL		0.0020	UJ	Cl. Spec. Table 3 Compound SOP		PFAS_DI_Prep
STW-LOC-FB-120821	12/08/2021	320-82829-19	Hydrolyzed PSDA	0.0020	UG/L	PQL		0.0020	UJ	Cl. Spec. Table 3 Compound SOP		PFAS_DI_Prep
STW-LOC-FB-120821	12/08/2021	320-82829-19	R-PSDCA	0.0020	UG/L	PQL		0.0020	UJ	Cl. Spec. Table 3 Compound SOP		PFAS_DI_Prep
STW-LOC-FB-120821	12/08/2021	320-82829-19	R-EVE	0.0020	UG/L	PQL		0.0020	UJ	Cl. Spec. Table 3 Compound SOP		PFAS_DI_Prep
STW-LOC-FB-120821	12/08/2021	320-82829-19	PEPA	0.020	UG/L	PQL		0.020	UJ	Cl. Spec. Table 3 Compound SOP		PFAS_DI_Prep
STW-LOC-FB-120821	12/08/2021	320-82829-19	PS Acid	0.0020	UG/L	PQL		0.0020	UJ	Cl. Spec. Table 3 Compound SOP		PFAS_DI_Prep
STW-LOC-FB-120821	12/08/2021	320-82829-19	PFO2HxA	0.0020	ug/L	PQL		0.0020	UJ	Cl. Spec. Table 3 Compound SOP		PFAS_DI_Prep
STW-LOC-FB-120821	12/08/2021	320-82829-19	PFO3OA	0.0020	ug/L	PQL		0.0020	UJ	Cl. Spec. Table 3 Compound SOP		PFAS_DI_Prep
STW-LOC-FB-120821	12/08/2021	320-82829-19	PFO4DA	0.0020	ug/L	PQL		0.0020	UJ	Cl. Spec. Table 3 Compound SOP		PFAS_DI_Prep

Site: Fayetteville

Sampling Program: Stormwater Sampling 12/21

Validation Options: LABSTATS

Validation Reason The analysis hold time for this sample was exceeded. The reporting limit may be biased low.

Field Sample ID	Date Sampled	Lab Sample ID	Analyte	Result	Units	Type	MDL	PQL	Validation Qualifier	Analytical Method	Pre-prep	Prep
STW-LOC-FB-120821	12/08/2021	320-82829-19	PFO5DA	0.0020	ug/L	PQL		0.0020	UJ	Cl. Spec. Table 3 Compound SOP		PFAS_DI_Prep
STW-LOC-FB-120821	12/08/2021	320-82829-19	PFMOAA	0.0020	ug/L	PQL		0.0020	UJ	Cl. Spec. Table 3 Compound SOP		PFAS_DI_Prep
STW-LOC-FB-120821	12/08/2021	320-82829-19	EVE Acid	0.0020	UG/L	PQL		0.0020	UJ	Cl. Spec. Table 3 Compound SOP		PFAS_DI_Prep
STW-LOC-FB-120821	12/08/2021	320-82829-19	Hydro-PS Acid	0.0020	ug/L	PQL		0.0020	UJ	Cl. Spec. Table 3 Compound SOP		PFAS_DI_Prep
STW-LOC-FB-120821	12/08/2021	320-82829-19	Hydro-EVE Acid	0.0020	UG/L	PQL		0.0020	UJ	Cl. Spec. Table 3 Compound SOP		PFAS_DI_Prep
STW-LOC-FB-120821	12/08/2021	320-82829-19	NVHOS, Acid Form	0.0020	UG/L	PQL		0.0020	UJ	Cl. Spec. Table 3 Compound SOP		PFAS_DI_Prep
STW-LOC-FB-120821	12/08/2021	320-82829-19	PFECA-G	0.0020	UG/L	PQL		0.0020	UJ	Cl. Spec. Table 3 Compound SOP		PFAS_DI_Prep
STW-LOC-FB-120921	12/09/2021	320-82829-26	Perfluoro(2-ethoxyethane)sulfonic Acid	0.0020	UG/L	PQL		0.0020	UJ	Cl. Spec. Table 3 Compound SOP		PFAS_DI_Prep
STW-LOC-FB-120921	12/09/2021	320-82829-26	PMPA	0.010	UG/L	PQL		0.010	UJ	Cl. Spec. Table 3 Compound SOP		PFAS_DI_Prep
STW-LOC-FB-120921	12/09/2021	320-82829-26	Hfpo Dimer Acid	0.0020	UG/L	PQL		0.0020	UJ	Cl. Spec. Table 3 Compound SOP		PFAS_DI_Prep
STW-LOC-FB-120921	12/09/2021	320-82829-26	PFECA B	0.0020	UG/L	PQL		0.0020	UJ	Cl. Spec. Table 3 Compound SOP		PFAS_DI_Prep
STW-LOC-FB-120921	12/09/2021	320-82829-26	R-PSDA	0.0020	UG/L	PQL		0.0020	UJ	Cl. Spec. Table 3 Compound SOP		PFAS_DI_Prep
STW-LOC-FB-120921	12/09/2021	320-82829-26	Hydrolyzed PSDA	0.0020	UG/L	PQL		0.0020	UJ	Cl. Spec. Table 3 Compound SOP		PFAS_DI_Prep
STW-LOC-FB-120921	12/09/2021	320-82829-26	R-PSDCA	0.0020	UG/L	PQL		0.0020	UJ	Cl. Spec. Table 3 Compound SOP		PFAS_DI_Prep
STW-LOC-FB-120921	12/09/2021	320-82829-26	R-EVE	0.0020	UG/L	PQL		0.0020	UJ	Cl. Spec. Table 3 Compound SOP		PFAS_DI_Prep
STW-LOC-FB-120921	12/09/2021	320-82829-26	PEPA	0.020	UG/L	PQL		0.020	UJ	Cl. Spec. Table 3 Compound SOP		PFAS_DI_Prep
STW-LOC-FB-120921	12/09/2021	320-82829-26	PS Acid	0.0020	UG/L	PQL		0.0020	UJ	Cl. Spec. Table 3 Compound SOP		PFAS_DI_Prep

Site: Fayetteville

Sampling Program: Stormwater Sampling 12/21

Validation Options: LABSTATS

Validation Reason The analysis hold time for this sample was exceeded. The reporting limit may be biased low.

Field Sample ID	Date Sampled	Lab Sample ID	Analyte	Result	Units	Type	MDL	PQL	Validation Qualifier	Analytical Method	Pre-prep	Prep
STW-LOC-FB-120921	12/09/2021	320-82829-26	PFO2HxA	0.0020	ug/L	PQL		0.0020	UJ	Cl. Spec. Table 3 Compound SOP		PFAS_DI_Prep
STW-LOC-FB-120921	12/09/2021	320-82829-26	PFO3OA	0.0020	ug/L	PQL		0.0020	UJ	Cl. Spec. Table 3 Compound SOP		PFAS_DI_Prep
STW-LOC-FB-120921	12/09/2021	320-82829-26	PFO4DA	0.0020	ug/L	PQL		0.0020	UJ	Cl. Spec. Table 3 Compound SOP		PFAS_DI_Prep
STW-LOC-FB-120921	12/09/2021	320-82829-26	PFO5DA	0.0020	ug/L	PQL		0.0020	UJ	Cl. Spec. Table 3 Compound SOP		PFAS_DI_Prep
STW-LOC-FB-120921	12/09/2021	320-82829-26	PFMOAA	0.0020	ug/L	PQL		0.0020	UJ	Cl. Spec. Table 3 Compound SOP		PFAS_DI_Prep
STW-LOC-FB-120921	12/09/2021	320-82829-26	EVE Acid	0.0020	UG/L	PQL		0.0020	UJ	Cl. Spec. Table 3 Compound SOP		PFAS_DI_Prep
STW-LOC-FB-120921	12/09/2021	320-82829-26	Hydro-PS Acid	0.0020	ug/L	PQL		0.0020	UJ	Cl. Spec. Table 3 Compound SOP		PFAS_DI_Prep
STW-LOC-FB-120921	12/09/2021	320-82829-26	Hydro-EVE Acid	0.0020	UG/L	PQL		0.0020	UJ	Cl. Spec. Table 3 Compound SOP		PFAS_DI_Prep
STW-LOC-FB-120921	12/09/2021	320-82829-26	NVHOS, Acid Form	0.0020	UG/L	PQL		0.0020	UJ	Cl. Spec. Table 3 Compound SOP		PFAS_DI_Prep
STW-LOC-FB-120921	12/09/2021	320-82829-26	PFECA-G	0.0020	UG/L	PQL		0.0020	UJ	Cl. Spec. Table 3 Compound SOP		PFAS_DI_Prep
STW-LOC-FB-121021	12/10/2021	320-82957-4	Perfluoro(2-ethoxyethane)sulfonic Acid	0.0020	UG/L	PQL		0.0020	UJ	Cl. Spec. Table 3 Compound SOP		PFAS_DI_Prep
STW-LOC-FB-121021	12/10/2021	320-82957-4	PMPA	0.010	UG/L	PQL		0.010	UJ	Cl. Spec. Table 3 Compound SOP		PFAS_DI_Prep
STW-LOC-FB-121021	12/10/2021	320-82957-4	Hfpo Dimer Acid	0.0020	UG/L	PQL		0.0020	UJ	Cl. Spec. Table 3 Compound SOP		PFAS_DI_Prep
STW-LOC-FB-121021	12/10/2021	320-82957-4	PFECA B	0.0020	UG/L	PQL		0.0020	UJ	Cl. Spec. Table 3 Compound SOP		PFAS_DI_Prep
STW-LOC-FB-121021	12/10/2021	320-82957-4	R-PSDA	0.0020	UG/L	PQL		0.0020	UJ	Cl. Spec. Table 3 Compound SOP		PFAS_DI_Prep
STW-LOC-FB-121021	12/10/2021	320-82957-4	Hydrolyzed PSDA	0.0020	UG/L	PQL		0.0020	UJ	Cl. Spec. Table 3 Compound SOP		PFAS_DI_Prep
STW-LOC-FB-121021	12/10/2021	320-82957-4	R-PSDCA	0.0020	UG/L	PQL		0.0020	UJ	Cl. Spec. Table 3 Compound SOP		PFAS_DI_Prep

Site: Fayetteville

Sampling Program: Stormwater Sampling 12/21

Validation Options: LABSTATS

Validation Reason The analysis hold time for this sample was exceeded. The reporting limit may be biased low.

Field Sample ID	Date Sampled	Lab Sample ID	Analyte	Result	Units	Type	MDL	PQL	Validation Qualifier	Analytical Method	Pre-prep	Prep
STW-LOC-FB-121021	12/10/2021	320-82957-4	R-EVE	0.0020	UG/L	PQL		0.0020	UJ	Cl. Spec. Table 3 Compound SOP		PFAS_DI_Prep
STW-LOC-FB-121021	12/10/2021	320-82957-4	PEPA	0.020	UG/L	PQL		0.020	UJ	Cl. Spec. Table 3 Compound SOP		PFAS_DI_Prep
STW-LOC-FB-121021	12/10/2021	320-82957-4	PS Acid	0.0020	UG/L	PQL		0.0020	UJ	Cl. Spec. Table 3 Compound SOP		PFAS_DI_Prep
STW-LOC-FB-121021	12/10/2021	320-82957-4	PFO2HxA	0.0020	ug/L	PQL		0.0020	UJ	Cl. Spec. Table 3 Compound SOP		PFAS_DI_Prep
STW-LOC-FB-121021	12/10/2021	320-82957-4	PFO3OA	0.0020	ug/L	PQL		0.0020	UJ	Cl. Spec. Table 3 Compound SOP		PFAS_DI_Prep
STW-LOC-FB-121021	12/10/2021	320-82957-4	PFO4DA	0.0020	ug/L	PQL		0.0020	UJ	Cl. Spec. Table 3 Compound SOP		PFAS_DI_Prep
STW-LOC-FB-121021	12/10/2021	320-82957-4	PFO5DA	0.0020	ug/L	PQL		0.0020	UJ	Cl. Spec. Table 3 Compound SOP		PFAS_DI_Prep
STW-LOC-FB-121021	12/10/2021	320-82957-4	PFMOAA	0.0020	ug/L	PQL		0.0020	UJ	Cl. Spec. Table 3 Compound SOP		PFAS_DI_Prep
STW-LOC-FB-121021	12/10/2021	320-82957-4	EVE Acid	0.0020	UG/L	PQL		0.0020	UJ	Cl. Spec. Table 3 Compound SOP		PFAS_DI_Prep
STW-LOC-FB-121021	12/10/2021	320-82957-4	Hydro-PS Acid	0.0020	ug/L	PQL		0.0020	UJ	Cl. Spec. Table 3 Compound SOP		PFAS_DI_Prep
STW-LOC-FB-121021	12/10/2021	320-82957-4	Hydro-EVE Acid	0.0020	UG/L	PQL		0.0020	UJ	Cl. Spec. Table 3 Compound SOP		PFAS_DI_Prep
STW-LOC-FB-121021	12/10/2021	320-82957-4	NVHOS, Acid Form	0.0020	UG/L	PQL		0.0020	UJ	Cl. Spec. Table 3 Compound SOP		PFAS_DI_Prep
STW-LOC-FB-121021	12/10/2021	320-82957-4	PFECA-G	0.0020	UG/L	PQL		0.0020	UJ	Cl. Spec. Table 3 Compound SOP		PFAS_DI_Prep
STW-LOC-4-4-120821	12/08/2021	320-82829-12	PEPA	0.020	UG/L	PQL		0.020	UJ	Cl. Spec. Table 3 Compound SOP		PFAS_DI_Prep
STW-LOC-5-2.66-120821	12/08/2021	320-82829-15	PFECA B	0.0020	UG/L	PQL		0.0020	UJ	Cl. Spec. Table 3 Compound SOP		PFAS_DI_Prep
STW-LOC-5-2.66-120821	12/08/2021	320-82829-15	Hydrolyzed PSDA	0.0020	UG/L	PQL		0.0020	UJ	Cl. Spec. Table 3 Compound SOP		PFAS_DI_Prep
STW-LOC-5-2.66-120821	12/08/2021	320-82829-15	R-PSDCA	0.0020	UG/L	PQL		0.0020	UJ	Cl. Spec. Table 3 Compound SOP		PFAS_DI_Prep

Site: Fayetteville

Sampling Program: Stormwater Sampling 12/21

Validation Options: LABSTATS

Validation Reason The analysis hold time for this sample was exceeded. The reporting limit may be biased low.

Field Sample ID	Date Sampled	Lab Sample ID	Analyte	Result	Units	Type	MDL	PQL	Validation Qualifier	Analytical Method	Pre-prep	Prep
STW-LOC-5-2.66-120821	12/08/2021	320-82829-15	PEPA	0.020	UG/L	PQL		0.020	UJ	Cl. Spec. Table 3 Compound SOP		PFAS_DI_Prep
STW-LOC-5-2.66-120821	12/08/2021	320-82829-15	PS Acid	0.0020	UG/L	PQL		0.0020	UJ	Cl. Spec. Table 3 Compound SOP		PFAS_DI_Prep
STW-LOC-5-2.66-120821	12/08/2021	320-82829-15	EVE Acid	0.0020	UG/L	PQL		0.0020	UJ	Cl. Spec. Table 3 Compound SOP		PFAS_DI_Prep
STW-LOC-7A-8-120821	12/08/2021	320-82829-5	PFECA B	0.0020	UG/L	PQL		0.0020	UJ	Cl. Spec. Table 3 Compound SOP		PFAS_DI_Prep
STW-LOC-7A-8-120821	12/08/2021	320-82829-5	PEPA	0.020	UG/L	PQL		0.020	UJ	Cl. Spec. Table 3 Compound SOP		PFAS_DI_Prep
STW-LOC-7A-8-120821	12/08/2021	320-82829-5	R-PSDCA	0.0020	UG/L	PQL		0.0020	UJ	Cl. Spec. Table 3 Compound SOP		PFAS_DI_Prep
STW-LOC-7A-8-120821	12/08/2021	320-82829-5	EVE Acid	0.0020	UG/L	PQL		0.0020	UJ	Cl. Spec. Table 3 Compound SOP		PFAS_DI_Prep
STW-LOC-7B-5.33-120821	12/08/2021	320-82829-3	R-PSDCA	0.0020	UG/L	PQL		0.0020	UJ	Cl. Spec. Table 3 Compound SOP		PFAS_DI_Prep
STW-LOC-7A-8-120821	12/08/2021	320-82829-5	NVHOS, Acid Form	0.0020	UG/L	PQL		0.0020	UJ	Cl. Spec. Table 3 Compound SOP		PFAS_DI_Prep
STW-LOC-7A-8-120821	12/08/2021	320-82829-5	PFECA-G	0.0020	UG/L	PQL		0.0020	UJ	Cl. Spec. Table 3 Compound SOP		PFAS_DI_Prep
STW-LOC-7B-5.33-120821	12/08/2021	320-82829-3	Perfluoro(2-ethoxyethane)sulfonic Acid	0.0020	UG/L	PQL		0.0020	UJ	Cl. Spec. Table 3 Compound SOP		PFAS_DI_Prep
STW-LOC-7B-5.33-120821	12/08/2021	320-82829-3	PFECA-G	0.0020	UG/L	PQL		0.0020	UJ	Cl. Spec. Table 3 Compound SOP		PFAS_DI_Prep
STW-LOC-7C-8-120821	12/08/2021	320-82829-4	Perfluoro(2-ethoxyethane)sulfonic Acid	0.0020	UG/L	PQL		0.0020	UJ	Cl. Spec. Table 3 Compound SOP		PFAS_DI_Prep
STW-LOC-7C-8-120821	12/08/2021	320-82829-4	R-PSDCA	0.0020	UG/L	PQL		0.0020	UJ	Cl. Spec. Table 3 Compound SOP		PFAS_DI_Prep
STW-LOC-7B-5.33-120821	12/08/2021	320-82829-3	PFECA B	0.0020	UG/L	PQL		0.0020	UJ	Cl. Spec. Table 3 Compound SOP		PFAS_DI_Prep
STW-LOC-7C-8-120821	12/08/2021	320-82829-4	PFECA B	0.0020	UG/L	PQL		0.0020	UJ	Cl. Spec. Table 3 Compound SOP		PFAS_DI_Prep
STW-LOC-7C-8-120821	12/08/2021	320-82829-4	PFECA-G	0.0020	UG/L	PQL		0.0020	UJ	Cl. Spec. Table 3 Compound SOP		PFAS_DI_Prep

Site: Fayetteville

Sampling Program: Stormwater Sampling 12/21

Validation Options: LABSTATS

Validation Reason The analysis hold time for this sample was exceeded. The reporting limit may be biased low.

Field Sample ID	Date Sampled	Lab Sample ID	Analyte	Result	Units	Type	MDL	PQL	Validation Qualifier	Analytical Method	Pre-prep	Prep
STW-LOC-8-4-120921	12/09/2021	320-82829-27	Perfluoro(2-ethoxyethane)sulfonic Acid	0.0020	UG/L	PQL		0.0020	UJ	Cl. Spec. Table 3 Compound SOP		PFAS_DI_Prep
STW-LOC-7C-8-120821	12/08/2021	320-82829-4	Hydro-EVE Acid	0.0020	UG/L	PQL		0.0020	UJ	Cl. Spec. Table 3 Compound SOP		PFAS_DI_Prep
STW-LOC-8-4-120921	12/09/2021	320-82829-27	PFECA B	0.0020	UG/L	PQL		0.0020	UJ	Cl. Spec. Table 3 Compound SOP		PFAS_DI_Prep
STW-LOC-8-4-120921	12/09/2021	320-82829-27	PEPA	0.020	UG/L	PQL		0.020	UJ	Cl. Spec. Table 3 Compound SOP		PFAS_DI_Prep
STW-LOC-8-4-120921	12/09/2021	320-82829-27	PS Acid	0.0020	UG/L	PQL		0.0020	UJ	Cl. Spec. Table 3 Compound SOP		PFAS_DI_Prep
STW-LOC-8-4-120921	12/09/2021	320-82829-27	EVE Acid	0.0020	UG/L	PQL		0.0020	UJ	Cl. Spec. Table 3 Compound SOP		PFAS_DI_Prep
STW-LOC-8-4-120921	12/09/2021	320-82829-27	PFECA-G	0.0020	UG/L	PQL		0.0020	UJ	Cl. Spec. Table 3 Compound SOP		PFAS_DI_Prep
STW-LOC-9-1.33-120821	12/08/2021	320-82829-10	Perfluoro(2-ethoxyethane)sulfonic Acid	0.0020	UG/L	PQL		0.0020	UJ	Cl. Spec. Table 3 Compound SOP		PFAS_DI_Prep
STW-LOC-9-1.33-120821	12/08/2021	320-82829-10	R-PSDCA	0.0020	UG/L	PQL		0.0020	UJ	Cl. Spec. Table 3 Compound SOP		PFAS_DI_Prep
STW-LOC-8-4-120921	12/09/2021	320-82829-27	R-PSDCA	0.0020	UG/L	PQL		0.0020	UJ	Cl. Spec. Table 3 Compound SOP		PFAS_DI_Prep
STW-LOC-9-1.33-120821	12/08/2021	320-82829-10	PFECA B	0.0020	UG/L	PQL		0.0020	UJ	Cl. Spec. Table 3 Compound SOP		PFAS_DI_Prep
STW-LOC-9-1.33-120821	12/08/2021	320-82829-10	PFECA-G	0.0020	UG/L	PQL		0.0020	UJ	Cl. Spec. Table 3 Compound SOP		PFAS_DI_Prep
STW-LOC-9A-120921	12/09/2021	320-82829-23	Perfluoro(2-ethoxyethane)sulfonic Acid	0.0020	UG/L	PQL		0.0020	UJ	Cl. Spec. Table 3 Compound SOP		PFAS_DI_Prep
STW-LOC-9A-120921	12/09/2021	320-82829-23	PFECA B	0.0020	UG/L	PQL		0.0020	UJ	Cl. Spec. Table 3 Compound SOP		PFAS_DI_Prep
STW-LOC-9A-120921	12/09/2021	320-82829-23	R-PSDCA	0.0020	UG/L	PQL		0.0020	UJ	Cl. Spec. Table 3 Compound SOP		PFAS_DI_Prep
STW-LOC-9A-120921	12/09/2021	320-82829-23	PEPA	0.020	UG/L	PQL		0.020	UJ	Cl. Spec. Table 3 Compound SOP		PFAS_DI_Prep
STW-LOC-9A-120921	12/09/2021	320-82829-23	EVE Acid	0.0020	UG/L	PQL		0.0020	UJ	Cl. Spec. Table 3 Compound SOP		PFAS_DI_Prep

Site: Fayetteville**Sampling Program:** Stormwater Sampling 12/21**Validation Options:** LABSTATS**Validation Reason** The analysis hold time for this sample was exceeded. The reporting limit may be biased low.

Field Sample ID	Date Sampled	Lab Sample ID	Analyte	Result	Units	Type	MDL	PQL	Validation Qualifier	Analytical Method	Pre-prep	Prep
STW-LOC-9A-120921	12/09/2021	320-82829-23	Hydro-PS Acid	0.0020	ug/L	PQL		0.0020	UJ	Cl. Spec. Table 3 Compound SOP		PFAS_DI_Prep
STW-LOC-9A-120921	12/09/2021	320-82829-23	Hydro-EVE Acid	0.0020	UG/L	PQL		0.0020	UJ	Cl. Spec. Table 3 Compound SOP		PFAS_DI_Prep
STW-LOC-9A-120921	12/09/2021	320-82829-23	PFO4DA	0.0020	ug/L	PQL		0.0020	UJ	Cl. Spec. Table 3 Compound SOP		PFAS_DI_Prep
STW-LOC-9A-120921	12/09/2021	320-82829-23	PFO5DA	0.0020	ug/L	PQL		0.0020	UJ	Cl. Spec. Table 3 Compound SOP		PFAS_DI_Prep

Site: Fayetteville**Sampling Program:** Stormwater Sampling 12/21**Validation Options:** LABSTATS

Validation Reason Associated LCS and/or LCSD analysis had relative percent recovery (RPR) values higher than the upper control limit. The reported result may be biased high.

Field Sample ID	Date Sampled	Lab Sample ID	Analyte	Result	Units	Type	MDL	PQL	Validation Qualifier	Analytical Method	Pre-prep	Prep
STW-LOC-23C-1-4-121021	12/10/2021	320-82957-1	Hydrolyzed PSDA	0.44	UG/L	PQL		0.0020	J	Cl. Spec. Table 3 Compound SOP		PFAS_DI_Prep

Site: Fayetteville**Sampling Program:** Stormwater Sampling 12/21**Validation Options:** LABSTATS

Validation Reason Associated MS and/or MSD analysis had relative percent recovery (RPR) values higher than the upper control limit. The reported result may be biased high.

Field Sample ID	Date Sampled	Lab Sample ID	Analyte	Result	Units	Type	MDL	PQL	Validation Qualifier	Analytical Method	Pre-prep	Prep
STW-LOC-1-8-120821	12/08/2021	320-82829-1	Hydrolyzed PSDA	0.012	UG/L	PQL		0.0020	J	Cl. Spec. Table 3 Compound SOP		PFAS_DI_Prep
STW-LOC-1-8-120821	12/08/2021	320-82829-1	Hydrolyzed PSDA	0.012	UG/L	PQL		0.0020	J	Cl. Spec. Table 3 Compound SOP		PFAS_DI_Prep
STW-LOC-1-8-120821	12/08/2021	320-82829-1	Hfpo Dimer Acid	0.051	UG/L	PQL		0.0020	J	Cl. Spec. Table 3 Compound SOP		PFAS_DI_Prep
STW-LOC-1-8-120821	12/08/2021	320-82829-1	Hfpo Dimer Acid	0.052	UG/L	PQL		0.0020	J	Cl. Spec. Table 3 Compound SOP		PFAS_DI_Prep

Site: Fayetteville**Sampling Program:** Stormwater Sampling 12/21**Validation Options:** LABSTATS**Validation Reason** High relative percent difference (RPD) observed between field duplicate and parent sample. The reported result may be imprecise.

Field Sample ID	Date Sampled	Lab Sample ID	Analyte	Result	Units	Type	MDL	PQL	Validation Qualifier	Analytical Method	Pre-prep	Prep
STW-LOC-23C-2-4-120921-D	12/09/2021	320-82829-30	R-PSDA	0.0047	UG/L	PQL		0.0020	J	Cl. Spec. Table 3 Compound SOP		PFAS_DI_Prep
STW-LOC-23C-2-4-120921	12/09/2021	320-82829-29	NVHOS, Acid Form	0.0047	UG/L	PQL		0.0020	J	Cl. Spec. Table 3 Compound SOP		PFAS_DI_Prep

Site: Fayetteville**Sampling Program:** Stormwater Sampling 12/21**Validation Options:** LABSTATS**Validation Reason** High relative percent difference (RPD) observed between LCS and LCSD samples. The reported result may be imprecise.

Field Sample ID	Date Sampled	Lab Sample ID	Analyte	Result	Units	Type	MDL	PQL	Validation Qualifier	Analytical Method	Pre-prep	Prep
STW-LOC-23C-1-4-121021	12/10/2021	320-82957-1	Hfpo Dimer Acid	0.042	UG/L	PQL		0.0020	J	Cl. Spec. Table 3 Compound SOP		PFAS_DI_Prep

Site: Fayetteville**Sampling Program:** Stormwater Sampling 12/21**Validation Options:** LABSTATS**Validation Reason** Only one surrogate has relative percent recovery (RPR) values outside control limits and the parameter is a PFC (Detects).

Field Sample ID	Date	Sampled Lab Sample ID	Analyte	Result	Units	Type	MDL	PQL	Validation Qualifier	Analytical Method	Pre-prep	Prep
STW-LOC-19A-120921	12/09/2021	320-82829-20	PFOA	0.0030	UG/L	PQL		0.0020	J	537 Modified		3535_PFC
STW-LOC-19A-120921	12/09/2021	320-82829-20	Perfluorohexanoic Acid	0.0049	UG/L	PQL		0.0020	J	537 Modified		3535_PFC
STW-LOC-19A-120921	12/09/2021	320-82829-20	Perfluoropentanoic Acid	0.0044	UG/L	PQL		0.0020	J	537 Modified		3535_PFC

Site: Fayetteville**Sampling Program:** Stormwater Sampling 12/21**Validation Options:** LABSTATS**Validation Reason** Quality review criteria exceeded between the REP (laboratory replicate) and parent sample. The reported result may be imprecise.

Field Sample ID	Date Sampled	Lab Sample ID	Analyte	Result	Units	Type	MDL	PQL	Validation Qualifier	Analytical Method	Pre-prep	Prep
STW-LOC-22-4-120921	12/09/2021	320-82829-28	PFOA (trial)	0.0035	UG/L	PQL		0.0020	J	537 Modified		3535_PFC
STW-LOC-23C-1-4-121021	12/10/2021	320-82957-1	Perfluorononanoic Acid (trial)	0.011	UG/L	PQL		0.0027	J	537 Modified		3535_PFC
STW-LOC-23C-1-4-121021	12/10/2021	320-82957-1	Perfluorodecanoic Acid (trial)	0.018	UG/L	PQL		0.0030	J	537 Modified		3535_PFC
STW-LOC-22-4-120921	12/09/2021	320-82829-28	PFOA	0.0056	UG/L	PQL		0.0020	J	537 Modified		3535_PFC

Site: Fayetteville**Sampling Program:** Stormwater Sampling 12/21**Validation Options:** LABSTATS

Validation Reason Uncertainty around the analysis of R-PSDA, Hydrolyzed PSDA and R-EVE; J-qualifier added to all detects in the data set, even if there was no matrix spike analyzed for that particular sample.

Field Sample ID	Date Sampled	Lab Sample ID	Analyte	Result	Units	Type	MDL	PQL	Validation Qualifier	Analytical Method	Pre-prep	Prep
STW-LOC-22-4-120921	12/09/2021	320-82829-28	R-EVE	0.0038	UG/L	PQL		0.0020	J	Cl. Spec. Table 3 Compound SOP		PFAS_DI_Prep
STW-LOC-22-4-120921	12/09/2021	320-82829-28	Hydrolyzed PSDA	0.024	UG/L	PQL		0.0020	J	Cl. Spec. Table 3 Compound SOP		PFAS_DI_Prep

Site: Fayetteville**Sampling Program:** Stormwater Sampling 12/21**Validation Options:** LABSTATS

Validation Reason The ion ratio for the compound differed from the expected ion ratio by more than 50%. The reported positive result has been qualified "J" and should be considered estimated.

Field Sample ID	Date Sampled	Lab Sample ID	Analyte	Result	Units	Type	MDL	PQL	Validation Qualifier	Analytical Method	Pre-prep	Prep
STW-LOC-3-7.33-120821	12/08/2021	320-82829-11	Perfluorohexanoic Acid	0.0054	UG/L	PQL		0.0020	J	537 Modified		3535_PFC
STW-LOC-23C-1-4-121021	12/10/2021	320-82957-1	Perfluoroheptanoic Acid	0.0065	UG/L	PQL		0.0025	J	537 Modified		3535_PFC

Site: Fayetteville

Sampling Program: Stormwater Sampling 12/21

Validation Options: LABSTATS

Validation Reason The analysis hold time for this sample was exceeded by a factor of 2. The reported result may be biased low.

Field Sample ID	Date Sampled	Lab Sample ID	Analyte	Result	Units	Type	MDL	PQL	Validation Qualifier	Analytical Method	Pre-prep	Prep
STW-LOC-23C-1-4-121021	12/10/2021	320-82957-1	Hydro-PS Acid	0.0048	ug/L	PQL		0.0020	J	Cl. Spec. Table 3 Compound SOP		PFAS_DI_Prep
STW-LOC-23C-1-4-121021	12/10/2021	320-82957-1	Hydro-EVE Acid	0.0049	UG/L	PQL		0.0020	J	Cl. Spec. Table 3 Compound SOP		PFAS_DI_Prep
STW-LOC-23C-1-4-121021	12/10/2021	320-82957-1	PMPA	0.84	UG/L	PQL		0.010	J	Cl. Spec. Table 3 Compound SOP		PFAS_DI_Prep
STW-LOC-23C-1-4-121021	12/10/2021	320-82957-1	Hfpo Dimer Acid	0.040	UG/L	PQL		0.0020	J	Cl. Spec. Table 3 Compound SOP		PFAS_DI_Prep
STW-LOC-23C-1-4-121021	12/10/2021	320-82957-1	PS Acid	0.018	UG/L	PQL		0.0020	J	Cl. Spec. Table 3 Compound SOP		PFAS_DI_Prep
STW-LOC-23C-1-4-121021	12/10/2021	320-82957-1	PFO2HxA	0.024	ug/L	PQL		0.0020	J	Cl. Spec. Table 3 Compound SOP		PFAS_DI_Prep
STW-LOC-23C-1-4-121021	12/10/2021	320-82957-1	PFO3OA	0.0086	ug/L	PQL		0.0020	J	Cl. Spec. Table 3 Compound SOP		PFAS_DI_Prep
STW-LOC-23C-1-4-121021	12/10/2021	320-82957-1	PFO4DA	0.0031	ug/L	PQL		0.0020	J	Cl. Spec. Table 3 Compound SOP		PFAS_DI_Prep
STW-LOC-23C-1-4-121021	12/10/2021	320-82957-1	PFO5DA	0.0023	ug/L	PQL		0.0020	J	Cl. Spec. Table 3 Compound SOP		PFAS_DI_Prep
STW-LOC-23C-1-4-121021	12/10/2021	320-82957-1	PFMOAA	0.032	ug/L	PQL		0.0020	J	Cl. Spec. Table 3 Compound SOP		PFAS_DI_Prep

Site: Fayetteville

Sampling Program: Stormwater Sampling 12/21

Validation Options: LABSTATS

Validation Reason The analysis hold time for this sample was exceeded. The reported result may be biased low.

Field Sample ID	Date Sampled	Lab Sample ID	Analyte	Result	Units	Type	MDL	PQL	Validation Qualifier	Analytical Method	Pre-prep	Prep
STW-LOC-9A-120921	12/09/2021	320-82829-23	PFMOAA	0.016	ug/L	PQL		0.0020	J	Cl. Spec. Table 3 Compound SOP		PFAS_DI_Prep
STW-LOC-9A-120921	12/09/2021	320-82829-23	NVHOS, Acid Form	0.0035	UG/L	PQL		0.0020	J	Cl. Spec. Table 3 Compound SOP		PFAS_DI_Prep
STW-LOC-9A-120921	12/09/2021	320-82829-23	PS Acid	0.0034	UG/L	PQL		0.0020	J	Cl. Spec. Table 3 Compound SOP		PFAS_DI_Prep
STW-LOC-9A-120921	12/09/2021	320-82829-23	PFO2HxA	0.020	ug/L	PQL		0.0020	J	Cl. Spec. Table 3 Compound SOP		PFAS_DI_Prep
STW-LOC-9A-120921	12/09/2021	320-82829-23	PFO3OA	0.0043	ug/L	PQL		0.0020	J	Cl. Spec. Table 3 Compound SOP		PFAS_DI_Prep
STW-LOC-9A-120921	12/09/2021	320-82829-23	R-EVE	0.0063	UG/L	PQL		0.0020	J	Cl. Spec. Table 3 Compound SOP		PFAS_DI_Prep
STW-LOC-9A-120921	12/09/2021	320-82829-23	R-PSDA	0.0035	UG/L	PQL		0.0020	J	Cl. Spec. Table 3 Compound SOP		PFAS_DI_Prep
STW-LOC-9A-120921	12/09/2021	320-82829-23	Hydrolyzed PSDA	0.0078	UG/L	PQL		0.0020	J	Cl. Spec. Table 3 Compound SOP		PFAS_DI_Prep
STW-LOC-9A-120921	12/09/2021	320-82829-23	PMPA	0.026	UG/L	PQL		0.010	J	Cl. Spec. Table 3 Compound SOP		PFAS_DI_Prep
STW-LOC-9A-120921	12/09/2021	320-82829-23	Hfpo Dimer Acid	0.018	UG/L	PQL		0.0020	J	Cl. Spec. Table 3 Compound SOP		PFAS_DI_Prep
STW-LOC-9-1.33-120821	12/08/2021	320-82829-10	R-PSDA	0.028	UG/L	PQL		0.0020	J	Cl. Spec. Table 3 Compound SOP		PFAS_DI_Prep
STW-LOC-9-1.33-120821	12/08/2021	320-82829-10	Hydrolyzed PSDA	0.056	UG/L	PQL		0.0020	J	Cl. Spec. Table 3 Compound SOP		PFAS_DI_Prep
STW-LOC-8-4-120921	12/09/2021	320-82829-27	R-EVE	0.012	UG/L	PQL		0.0020	J	Cl. Spec. Table 3 Compound SOP		PFAS_DI_Prep
STW-LOC-9-1.33-120821	12/08/2021	320-82829-10	R-EVE	0.027	UG/L	PQL		0.0020	J	Cl. Spec. Table 3 Compound SOP		PFAS_DI_Prep
STW-LOC-9-1.33-120821	12/08/2021	320-82829-10	PEPA	0.068	UG/L	PQL		0.020	J	Cl. Spec. Table 3 Compound SOP		PFAS_DI_Prep
STW-LOC-9-1.33-120821	12/08/2021	320-82829-10	PS Acid	0.071	UG/L	PQL		0.0020	J	Cl. Spec. Table 3 Compound SOP		PFAS_DI_Prep
STW-LOC-9-1.33-120821	12/08/2021	320-82829-10	PFO2HxA	0.14	ug/L	PQL		0.0020	J	Cl. Spec. Table 3 Compound SOP		PFAS_DI_Prep

Site: Fayetteville

Sampling Program: Stormwater Sampling 12/21

Validation Options: LABSTATS

Validation Reason The analysis hold time for this sample was exceeded. The reported result may be biased low.

Field Sample ID	Date Sampled	Lab Sample ID	Analyte	Result	Units	Type	MDL	PQL	Validation Qualifier	Analytical Method	Pre-prep	Prep
STW-LOC-9-1.33-120821	12/08/2021	320-82829-10	PFO3OA	0.058	ug/L	PQL		0.0020	J	Cl. Spec. Table 3 Compound SOP		PFAS_DI_Prep
STW-LOC-9-1.33-120821	12/08/2021	320-82829-10	PFO4DA	0.037	ug/L	PQL		0.0020	J	Cl. Spec. Table 3 Compound SOP		PFAS_DI_Prep
STW-LOC-9-1.33-120821	12/08/2021	320-82829-10	PFO5DA	0.022	ug/L	PQL		0.0020	J	Cl. Spec. Table 3 Compound SOP		PFAS_DI_Prep
STW-LOC-9-1.33-120821	12/08/2021	320-82829-10	PFMOAA	0.043	ug/L	PQL		0.0020	J	Cl. Spec. Table 3 Compound SOP		PFAS_DI_Prep
STW-LOC-9-1.33-120821	12/08/2021	320-82829-10	EVE Acid	0.021	UG/L	PQL		0.0020	J	Cl. Spec. Table 3 Compound SOP		PFAS_DI_Prep
STW-LOC-9-1.33-120821	12/08/2021	320-82829-10	Hydro-PS Acid	0.011	ug/L	PQL		0.0020	J	Cl. Spec. Table 3 Compound SOP		PFAS_DI_Prep
STW-LOC-9-1.33-120821	12/08/2021	320-82829-10	Hydro-EVE Acid	0.0091	UG/L	PQL		0.0020	J	Cl. Spec. Table 3 Compound SOP		PFAS_DI_Prep
STW-LOC-9-1.33-120821	12/08/2021	320-82829-10	NVHOS, Acid Form	0.0068	UG/L	PQL		0.0020	J	Cl. Spec. Table 3 Compound SOP		PFAS_DI_Prep
STW-LOC-9-1.33-120821	12/08/2021	320-82829-10	PMPA	0.24	UG/L	PQL		0.010	J	Cl. Spec. Table 3 Compound SOP		PFAS_DI_Prep
STW-LOC-9-1.33-120821	12/08/2021	320-82829-10	Hfpo Dimer Acid	0.87	UG/L	PQL		0.0020	J	Cl. Spec. Table 3 Compound SOP		PFAS_DI_Prep
STW-LOC-8-4-120921	12/09/2021	320-82829-27	Hydro-PS Acid	0.0048	ug/L	PQL		0.0020	J	Cl. Spec. Table 3 Compound SOP		PFAS_DI_Prep
STW-LOC-8-4-120921	12/09/2021	320-82829-27	Hydro-EVE Acid	0.0020	UG/L	PQL		0.0020	J	Cl. Spec. Table 3 Compound SOP		PFAS_DI_Prep
STW-LOC-8-4-120921	12/09/2021	320-82829-27	NVHOS, Acid Form	0.015	UG/L	PQL		0.0020	J	Cl. Spec. Table 3 Compound SOP		PFAS_DI_Prep
STW-LOC-8-4-120921	12/09/2021	320-82829-27	PFO2HxA	0.066	ug/L	PQL		0.0020	J	Cl. Spec. Table 3 Compound SOP		PFAS_DI_Prep
STW-LOC-8-4-120921	12/09/2021	320-82829-27	PFO3OA	0.027	ug/L	PQL		0.0020	J	Cl. Spec. Table 3 Compound SOP		PFAS_DI_Prep
STW-LOC-8-4-120921	12/09/2021	320-82829-27	PFO4DA	0.0084	ug/L	PQL		0.0020	J	Cl. Spec. Table 3 Compound SOP		PFAS_DI_Prep
STW-LOC-8-4-120921	12/09/2021	320-82829-27	PFO5DA	0.0040	ug/L	PQL		0.0020	J	Cl. Spec. Table 3 Compound SOP		PFAS_DI_Prep

Site: Fayetteville

Sampling Program: Stormwater Sampling 12/21

Validation Options: LABSTATS

Validation Reason The analysis hold time for this sample was exceeded. The reported result may be biased low.

Field Sample ID	Date Sampled	Lab Sample ID	Analyte	Result	Units	Type	MDL	PQL	Validation Qualifier	Analytical Method	Pre-prep	Prep
STW-LOC-8-4-120921	12/09/2021	320-82829-27	PFMOAA	0.077	ug/L	PQL		0.0020	J	Cl. Spec. Table 3 Compound SOP		PFAS_DI_Prep
STW-LOC-8-4-120921	12/09/2021	320-82829-27	R-PSDA	0.0080	UG/L	PQL		0.0020	J	Cl. Spec. Table 3 Compound SOP		PFAS_DI_Prep
STW-LOC-8-4-120921	12/09/2021	320-82829-27	Hydrolyzed PSDA	0.18	UG/L	PQL		0.0020	J	Cl. Spec. Table 3 Compound SOP		PFAS_DI_Prep
STW-LOC-7C-8-120821	12/08/2021	320-82829-4	NVHOS, Acid Form	0.0053	UG/L	PQL		0.0020	J	Cl. Spec. Table 3 Compound SOP		PFAS_DI_Prep
STW-LOC-8-4-120921	12/09/2021	320-82829-27	PMPA	0.048	UG/L	PQL		0.010	J	Cl. Spec. Table 3 Compound SOP		PFAS_DI_Prep
STW-LOC-8-4-120921	12/09/2021	320-82829-27	Hfpo Dimer Acid	0.27	UG/L	PQL		0.0020	J	Cl. Spec. Table 3 Compound SOP		PFAS_DI_Prep
STW-LOC-7C-8-120821	12/08/2021	320-82829-4	R-PSDA	0.010	UG/L	PQL		0.0020	J	Cl. Spec. Table 3 Compound SOP		PFAS_DI_Prep
STW-LOC-7C-8-120821	12/08/2021	320-82829-4	Hydrolyzed PSDA	0.045	UG/L	PQL		0.0020	J	Cl. Spec. Table 3 Compound SOP		PFAS_DI_Prep
STW-LOC-7B-5.33-120821	12/08/2021	320-82829-3	R-PSDA	0.023	UG/L	PQL		0.0020	J	Cl. Spec. Table 3 Compound SOP		PFAS_DI_Prep
STW-LOC-7B-5.33-120821	12/08/2021	320-82829-3	Hydrolyzed PSDA	0.075	UG/L	PQL		0.0020	J	Cl. Spec. Table 3 Compound SOP		PFAS_DI_Prep
STW-LOC-7C-8-120821	12/08/2021	320-82829-4	R-EVE	0.014	UG/L	PQL		0.0020	J	Cl. Spec. Table 3 Compound SOP		PFAS_DI_Prep
STW-LOC-7C-8-120821	12/08/2021	320-82829-4	PEPA	0.021	UG/L	PQL		0.020	J	Cl. Spec. Table 3 Compound SOP		PFAS_DI_Prep
STW-LOC-7C-8-120821	12/08/2021	320-82829-4	PS Acid	0.010	UG/L	PQL		0.0020	J	Cl. Spec. Table 3 Compound SOP		PFAS_DI_Prep
STW-LOC-7C-8-120821	12/08/2021	320-82829-4	PFO2HxA	0.085	ug/L	PQL		0.0020	J	Cl. Spec. Table 3 Compound SOP		PFAS_DI_Prep
STW-LOC-7C-8-120821	12/08/2021	320-82829-4	PFO3OA	0.031	ug/L	PQL		0.0020	J	Cl. Spec. Table 3 Compound SOP		PFAS_DI_Prep
STW-LOC-7C-8-120821	12/08/2021	320-82829-4	PFO4DA	0.015	ug/L	PQL		0.0020	J	Cl. Spec. Table 3 Compound SOP		PFAS_DI_Prep
STW-LOC-7C-8-120821	12/08/2021	320-82829-4	PFO5DA	0.012	ug/L	PQL		0.0020	J	Cl. Spec. Table 3 Compound SOP		PFAS_DI_Prep

Site: Fayetteville

Sampling Program: Stormwater Sampling 12/21

Validation Options: LABSTATS

Validation Reason The analysis hold time for this sample was exceeded. The reported result may be biased low.

Field Sample ID	Date Sampled	Lab Sample ID	Analyte	Result	Units	Type	MDL	PQL	Validation Qualifier	Analytical Method	Pre-prep	Prep
STW-LOC-7C-8-120821	12/08/2021	320-82829-4	PFMOAA	0.080	ug/L	PQL		0.0020	J	Cl. Spec. Table 3 Compound SOP		PFAS_DI_Prep
STW-LOC-7C-8-120821	12/08/2021	320-82829-4	EVE Acid	0.0024	UG/L	PQL		0.0020	J	Cl. Spec. Table 3 Compound SOP		PFAS_DI_Prep
STW-LOC-7C-8-120821	12/08/2021	320-82829-4	Hydro-PS Acid	0.0081	ug/L	PQL		0.0020	J	Cl. Spec. Table 3 Compound SOP		PFAS_DI_Prep
STW-LOC-7C-8-120821	12/08/2021	320-82829-4	PMPA	0.058	UG/L	PQL		0.010	J	Cl. Spec. Table 3 Compound SOP		PFAS_DI_Prep
STW-LOC-7C-8-120821	12/08/2021	320-82829-4	Hfpo Dimer Acid	3.6	UG/L	PQL		0.020	J	Cl. Spec. Table 3 Compound SOP		PFAS_DI_Prep
STW-LOC-7B-5.33-120821	12/08/2021	320-82829-3	PMPA	0.051	UG/L	PQL		0.010	J	Cl. Spec. Table 3 Compound SOP		PFAS_DI_Prep
STW-LOC-7B-5.33-120821	12/08/2021	320-82829-3	Hfpo Dimer Acid	1.9	UG/L	PQL		0.020	J	Cl. Spec. Table 3 Compound SOP		PFAS_DI_Prep
STW-LOC-7B-5.33-120821	12/08/2021	320-82829-3	R-EVE	0.014	UG/L	PQL		0.0020	J	Cl. Spec. Table 3 Compound SOP		PFAS_DI_Prep
STW-LOC-7B-5.33-120821	12/08/2021	320-82829-3	PEPA	0.020	UG/L	PQL		0.020	J	Cl. Spec. Table 3 Compound SOP		PFAS_DI_Prep
STW-LOC-7B-5.33-120821	12/08/2021	320-82829-3	PS Acid	0.0095	UG/L	PQL		0.0020	J	Cl. Spec. Table 3 Compound SOP		PFAS_DI_Prep
STW-LOC-7B-5.33-120821	12/08/2021	320-82829-3	PFO2HxA	0.10	ug/L	PQL		0.0020	J	Cl. Spec. Table 3 Compound SOP		PFAS_DI_Prep
STW-LOC-7B-5.33-120821	12/08/2021	320-82829-3	PFO3OA	0.033	ug/L	PQL		0.0020	J	Cl. Spec. Table 3 Compound SOP		PFAS_DI_Prep
STW-LOC-7B-5.33-120821	12/08/2021	320-82829-3	PFO4DA	0.017	ug/L	PQL		0.0020	J	Cl. Spec. Table 3 Compound SOP		PFAS_DI_Prep
STW-LOC-7B-5.33-120821	12/08/2021	320-82829-3	PFO5DA	0.022	ug/L	PQL		0.0020	J	Cl. Spec. Table 3 Compound SOP		PFAS_DI_Prep
STW-LOC-7B-5.33-120821	12/08/2021	320-82829-3	PFMOAA	0.21	ug/L	PQL		0.0020	J	Cl. Spec. Table 3 Compound SOP		PFAS_DI_Prep
STW-LOC-7B-5.33-120821	12/08/2021	320-82829-3	EVE Acid	0.0020	UG/L	PQL		0.0020	J	Cl. Spec. Table 3 Compound SOP		PFAS_DI_Prep
STW-LOC-7B-5.33-120821	12/08/2021	320-82829-3	Hydro-PS Acid	0.023	ug/L	PQL		0.0020	J	Cl. Spec. Table 3 Compound SOP		PFAS_DI_Prep

Site: Fayetteville

Sampling Program: Stormwater Sampling 12/21

Validation Options: LABSTATS

Validation Reason The analysis hold time for this sample was exceeded. The reported result may be biased low.

Field Sample ID	Date Sampled	Lab Sample ID	Analyte	Result	Units	Type	MDL	PQL	Validation Qualifier	Analytical Method	Pre-prep	Prep
STW-LOC-7B-5.33-120821	12/08/2021	320-82829-3	Hydro-EVE Acid	0.0028	UG/L	PQL		0.0020	J	Cl. Spec. Table 3 Compound SOP		PFAS_DI_Prep
STW-LOC-7B-5.33-120821	12/08/2021	320-82829-3	NVHOS, Acid Form	0.0088	UG/L	PQL		0.0020	J	Cl. Spec. Table 3 Compound SOP		PFAS_DI_Prep
STW-LOC-7A-8-120821	12/08/2021	320-82829-5	Hydro-PS Acid	0.015	ug/L	PQL		0.0020	J	Cl. Spec. Table 3 Compound SOP		PFAS_DI_Prep
STW-LOC-7A-8-120821	12/08/2021	320-82829-5	Hydro-EVE Acid	0.0020	UG/L	PQL		0.0020	J	Cl. Spec. Table 3 Compound SOP		PFAS_DI_Prep
STW-LOC-7A-8-120821	12/08/2021	320-82829-5	R-EVE	0.022	UG/L	PQL		0.0020	J	Cl. Spec. Table 3 Compound SOP		PFAS_DI_Prep
STW-LOC-7A-8-120821	12/08/2021	320-82829-5	PS Acid	0.011	UG/L	PQL		0.0020	J	Cl. Spec. Table 3 Compound SOP		PFAS_DI_Prep
STW-LOC-7A-8-120821	12/08/2021	320-82829-5	PFO2HxA	0.040	ug/L	PQL		0.0020	J	Cl. Spec. Table 3 Compound SOP		PFAS_DI_Prep
STW-LOC-7A-8-120821	12/08/2021	320-82829-5	PFO3OA	0.013	ug/L	PQL		0.0020	J	Cl. Spec. Table 3 Compound SOP		PFAS_DI_Prep
STW-LOC-7A-8-120821	12/08/2021	320-82829-5	PFO4DA	0.0095	ug/L	PQL		0.0020	J	Cl. Spec. Table 3 Compound SOP		PFAS_DI_Prep
STW-LOC-7A-8-120821	12/08/2021	320-82829-5	PFO5DA	0.015	ug/L	PQL		0.0020	J	Cl. Spec. Table 3 Compound SOP		PFAS_DI_Prep
STW-LOC-7A-8-120821	12/08/2021	320-82829-5	PFMOAA	0.031	ug/L	PQL		0.0020	J	Cl. Spec. Table 3 Compound SOP		PFAS_DI_Prep
STW-LOC-7A-8-120821	12/08/2021	320-82829-5	R-PSDA	0.017	UG/L	PQL		0.0020	J	Cl. Spec. Table 3 Compound SOP		PFAS_DI_Prep
STW-LOC-7A-8-120821	12/08/2021	320-82829-5	Hydrolyzed PSDA	0.020	UG/L	PQL		0.0020	J	Cl. Spec. Table 3 Compound SOP		PFAS_DI_Prep
STW-LOC-5-2.66-120821	12/08/2021	320-82829-15	Hydro-PS Acid	0.0023	ug/L	PQL		0.0020	J	Cl. Spec. Table 3 Compound SOP		PFAS_DI_Prep
STW-LOC-5-2.66-120821	12/08/2021	320-82829-15	PFO2HxA	0.022	ug/L	PQL		0.0020	J	Cl. Spec. Table 3 Compound SOP		PFAS_DI_Prep
STW-LOC-5-2.66-120821	12/08/2021	320-82829-15	PFO3OA	0.0080	ug/L	PQL		0.0020	J	Cl. Spec. Table 3 Compound SOP		PFAS_DI_Prep
STW-LOC-5-2.66-120821	12/08/2021	320-82829-15	PFO4DA	0.0043	ug/L	PQL		0.0020	J	Cl. Spec. Table 3 Compound SOP		PFAS_DI_Prep

Site: Fayetteville

Sampling Program: Stormwater Sampling 12/21

Validation Options: LABSTATS

Validation Reason The analysis hold time for this sample was exceeded. The reported result may be biased low.

Field Sample ID	Date Sampled	Lab Sample ID	Analyte	Result	Units	Type	MDL	PQL	Validation Qualifier	Analytical Method	Pre-prep	Prep
STW-LOC-5-2.66-120821	12/08/2021	320-82829-15	PFO5DA	0.020	ug/L	PQL		0.0020	J	Cl. Spec. Table 3 Compound SOP		PFAS_DI_Prep
STW-LOC-5-2.66-120821	12/08/2021	320-82829-15	PFMOAA	0.0066	ug/L	PQL		0.0020	J	Cl. Spec. Table 3 Compound SOP		PFAS_DI_Prep
STW-LOC-5-2.66-120821	12/08/2021	320-82829-15	R-EVE	0.0050	UG/L	PQL		0.0020	J	Cl. Spec. Table 3 Compound SOP		PFAS_DI_Prep
STW-LOC-5-2.66-120821	12/08/2021	320-82829-15	R-PSDA	0.0032	UG/L	PQL		0.0020	J	Cl. Spec. Table 3 Compound SOP		PFAS_DI_Prep
STW-LOC-4-4-120821	12/08/2021	320-82829-12	PS Acid	0.0026	UG/L	PQL		0.0020	J	Cl. Spec. Table 3 Compound SOP		PFAS_DI_Prep
STW-LOC-4-4-120821	12/08/2021	320-82829-12	PFO2HxA	0.035	ug/L	PQL		0.0020	J	Cl. Spec. Table 3 Compound SOP		PFAS_DI_Prep
STW-LOC-4-4-120821	12/08/2021	320-82829-12	PFO3OA	0.010	ug/L	PQL		0.0020	J	Cl. Spec. Table 3 Compound SOP		PFAS_DI_Prep
STW-LOC-4-4-120821	12/08/2021	320-82829-12	PFO4DA	0.0068	ug/L	PQL		0.0020	J	Cl. Spec. Table 3 Compound SOP		PFAS_DI_Prep
STW-LOC-4-4-120821	12/08/2021	320-82829-12	PFO5DA	0.0048	ug/L	PQL		0.0020	J	Cl. Spec. Table 3 Compound SOP		PFAS_DI_Prep
STW-LOC-4-4-120821	12/08/2021	320-82829-12	PFMOAA	0.023	ug/L	PQL		0.0020	J	Cl. Spec. Table 3 Compound SOP		PFAS_DI_Prep
STW-LOC-7A-8-120821	12/08/2021	320-82829-5	PMPA	0.043	UG/L	PQL		0.010	J	Cl. Spec. Table 3 Compound SOP		PFAS_DI_Prep
STW-LOC-7A-8-120821	12/08/2021	320-82829-5	Hfpo Dimer Acid	2.7	UG/L	PQL		0.020	J	Cl. Spec. Table 3 Compound SOP		PFAS_DI_Prep
STW-LOC-5-2.66-120821	12/08/2021	320-82829-15	PMPA	0.040	UG/L	PQL		0.010	J	Cl. Spec. Table 3 Compound SOP		PFAS_DI_Prep
STW-LOC-5-2.66-120821	12/08/2021	320-82829-15	Hfpo Dimer Acid	0.043	UG/L	PQL		0.0020	J	Cl. Spec. Table 3 Compound SOP		PFAS_DI_Prep
STW-LOC-4-4-120821	12/08/2021	320-82829-12	R-EVE	0.0046	UG/L	PQL		0.0020	J	Cl. Spec. Table 3 Compound SOP		PFAS_DI_Prep
STW-LOC-4-4-120821	12/08/2021	320-82829-12	PMPA	0.011	UG/L	PQL		0.010	J	Cl. Spec. Table 3 Compound SOP		PFAS_DI_Prep
STW-LOC-4-4-120821	12/08/2021	320-82829-12	Hfpo Dimer Acid	0.52	UG/L	PQL		0.0020	J	Cl. Spec. Table 3 Compound SOP		PFAS_DI_Prep

Site: Fayetteville

Sampling Program: Stormwater Sampling 12/21

Validation Options: LABSTATS

Validation Reason The analysis hold time for this sample was exceeded. The reported result may be biased low.

Field Sample ID	Date Sampled	Lab Sample ID	Analyte	Result	Units	Type	MDL	PQL	Validation Qualifier	Analytical Method	Pre-prep	Prep
STW-LOC-3-7.33-120821	12/08/2021	320-82829-11	PEPA	0.022	UG/L	PQL		0.020	J	Cl. Spec. Table 3 Compound SOP		PFAS_DI_Prep
STW-LOC-3-7.33-120821	12/08/2021	320-82829-11	PS Acid	0.0059	UG/L	PQL		0.0020	J	Cl. Spec. Table 3 Compound SOP		PFAS_DI_Prep
STW-LOC-3-7.33-120821	12/08/2021	320-82829-11	PFO2HxA	0.11	ug/L	PQL		0.0020	J	Cl. Spec. Table 3 Compound SOP		PFAS_DI_Prep
STW-LOC-3-7.33-120821	12/08/2021	320-82829-11	PFO3OA	0.030	ug/L	PQL		0.0020	J	Cl. Spec. Table 3 Compound SOP		PFAS_DI_Prep
STW-LOC-3-7.33-120821	12/08/2021	320-82829-11	PFO4DA	0.017	ug/L	PQL		0.0020	J	Cl. Spec. Table 3 Compound SOP		PFAS_DI_Prep
STW-LOC-3-7.33-120821	12/08/2021	320-82829-11	PFO5DA	0.011	ug/L	PQL		0.0020	J	Cl. Spec. Table 3 Compound SOP		PFAS_DI_Prep
STW-LOC-3-7.33-120821	12/08/2021	320-82829-11	PFMOAA	0.068	ug/L	PQL		0.0020	J	Cl. Spec. Table 3 Compound SOP		PFAS_DI_Prep
STW-LOC-3-7.33-120821	12/08/2021	320-82829-11	EVE Acid	0.0040	UG/L	PQL		0.0020	J	Cl. Spec. Table 3 Compound SOP		PFAS_DI_Prep
STW-LOC-3-7.33-120821	12/08/2021	320-82829-11	Hydro-PS Acid	0.0026	ug/L	PQL		0.0020	J	Cl. Spec. Table 3 Compound SOP		PFAS_DI_Prep
STW-LOC-3-7.33-120821	12/08/2021	320-82829-11	PMPA	0.031	UG/L	PQL		0.010	J	Cl. Spec. Table 3 Compound SOP		PFAS_DI_Prep
STW-LOC-3-7.33-120821	12/08/2021	320-82829-11	Hfpo Dimer Acid	3.4	UG/L	PQL		0.020	J	Cl. Spec. Table 3 Compound SOP		PFAS_DI_Prep
STW-LOC-23C-3-3.33-120921	12/09/2021	320-82829-31	PFMOAA	0.012	ug/L	PQL		0.0020	J	Cl. Spec. Table 3 Compound SOP		PFAS_DI_Prep
STW-LOC-23C-3-3.33-120921	12/09/2021	320-82829-31	Hydrolyzed PSDA	0.013	UG/L	PQL		0.0020	J	Cl. Spec. Table 3 Compound SOP		PFAS_DI_Prep
STW-LOC-23C-3-3.33-120921	12/09/2021	320-82829-31	PFO2HxA	0.011	ug/L	PQL		0.0020	J	Cl. Spec. Table 3 Compound SOP		PFAS_DI_Prep
STW-LOC-23C-3-3.33-120921	12/09/2021	320-82829-31	PFO3OA	0.0025	ug/L	PQL		0.0020	J	Cl. Spec. Table 3 Compound SOP		PFAS_DI_Prep
STW-LOC-23C-3-3.33-120921	12/09/2021	320-82829-31	PMPA	0.013	UG/L	PQL		0.010	J	Cl. Spec. Table 3 Compound SOP		PFAS_DI_Prep
STW-LOC-23C-3-3.33-120921	12/09/2021	320-82829-31	Hfpo Dimer Acid	0.0084	UG/L	PQL		0.0020	J	Cl. Spec. Table 3 Compound SOP		PFAS_DI_Prep

Site: Fayetteville

Sampling Program: Stormwater Sampling 12/21

Validation Options: LABSTATS

Validation Reason The analysis hold time for this sample was exceeded. The reported result may be biased low.

Field Sample ID	Date	Sampled Lab Sample ID	Analyte	Result	Units	Type	MDL	PQL	Validation Qualifier	Analytical Method	Pre-prep	Prep
STW-LOC-23C-2-4-120921-D	12/09/2021	320-82829-30	PFMOAA	0.022	ug/L	PQL		0.0020	J	Cl. Spec. Table 3 Compound SOP		PFAS_DI_Prep
STW-LOC-23C-2-4-120921-D	12/09/2021	320-82829-30	R-EVE	0.0029	UG/L	PQL		0.0020	J	Cl. Spec. Table 3 Compound SOP		PFAS_DI_Prep
STW-LOC-23C-2-4-120921-D	12/09/2021	320-82829-30	PFO2HxA	0.021	ug/L	PQL		0.0020	J	Cl. Spec. Table 3 Compound SOP		PFAS_DI_Prep
STW-LOC-23C-2-4-120921-D	12/09/2021	320-82829-30	PFO3OA	0.0043	ug/L	PQL		0.0020	J	Cl. Spec. Table 3 Compound SOP		PFAS_DI_Prep
STW-LOC-23C-2-4-120921-D	12/09/2021	320-82829-30	Hydrolyzed PSDA	0.012	UG/L	PQL		0.0020	J	Cl. Spec. Table 3 Compound SOP		PFAS_DI_Prep
STW-LOC-23C-2-4-120921	12/09/2021	320-82829-29	PFMOAA	0.023	ug/L	PQL		0.0020	J	Cl. Spec. Table 3 Compound SOP		PFAS_DI_Prep
STW-LOC-23C-2-4-120921-D	12/09/2021	320-82829-30	PMPA	0.029	UG/L	PQL		0.010	J	Cl. Spec. Table 3 Compound SOP		PFAS_DI_Prep
STW-LOC-23C-2-4-120921-D	12/09/2021	320-82829-30	Hfpo Dimer Acid	0.017	UG/L	PQL		0.0020	J	Cl. Spec. Table 3 Compound SOP		PFAS_DI_Prep
STW-LOC-23C-2-4-120921	12/09/2021	320-82829-29	PFO2HxA	0.023	ug/L	PQL		0.0020	J	Cl. Spec. Table 3 Compound SOP		PFAS_DI_Prep
STW-LOC-23C-2-4-120921	12/09/2021	320-82829-29	PFO3OA	0.0041	ug/L	PQL		0.0020	J	Cl. Spec. Table 3 Compound SOP		PFAS_DI_Prep
STW-LOC-23C-2-4-120921	12/09/2021	320-82829-29	R-EVE	0.0039	UG/L	PQL		0.0020	J	Cl. Spec. Table 3 Compound SOP		PFAS_DI_Prep
STW-LOC-23C-2-4-120921	12/09/2021	320-82829-29	Hydrolyzed PSDA	0.011	UG/L	PQL		0.0020	J	Cl. Spec. Table 3 Compound SOP		PFAS_DI_Prep
STW-LOC-23C-2-4-120921	12/09/2021	320-82829-29	PMPA	0.030	UG/L	PQL		0.010	J	Cl. Spec. Table 3 Compound SOP		PFAS_DI_Prep
STW-LOC-23C-2-4-120921	12/09/2021	320-82829-29	Hfpo Dimer Acid	0.017	UG/L	PQL		0.0020	J	Cl. Spec. Table 3 Compound SOP		PFAS_DI_Prep
STW-LOC-23C-1-4-121021	12/10/2021	320-82957-1	Hydro-PS Acid	0.0039	ug/L	PQL		0.0020	J	Cl. Spec. Table 3 Compound SOP		PFAS_DI_Prep
STW-LOC-23C-1-4-121021	12/10/2021	320-82957-1	Hydro-EVE Acid	0.0050	UG/L	PQL		0.0020	J	Cl. Spec. Table 3 Compound SOP		PFAS_DI_Prep
STW-LOC-23C-1-4-121021	12/10/2021	320-82957-1	NVHOS, Acid Form	0.0038	UG/L	PQL		0.0020	J	Cl. Spec. Table 3 Compound SOP		PFAS_DI_Prep

Site: Fayetteville

Sampling Program: Stormwater Sampling 12/21

Validation Options: LABSTATS

Validation Reason The analysis hold time for this sample was exceeded. The reported result may be biased low.

Field Sample ID	Date Sampled	Lab Sample ID	Analyte	Result	Units	Type	MDL	PQL	Validation Qualifier	Analytical Method	Pre-prep	Prep
STW-LOC-23C-1-4-121021	12/10/2021	320-82957-1	Hydrolyzed PSDA	0.20	UG/L	PQL		0.020	J	Cl. Spec. Table 3 Compound SOP		PFAS_DI_Prep
STW-LOC-23C-1-4-121021	12/10/2021	320-82957-1	PMPA	0.79	UG/L	PQL		0.010	J	Cl. Spec. Table 3 Compound SOP		PFAS_DI_Prep
STW-LOC-23C-1-4-121021	12/10/2021	320-82957-1	PS Acid	0.012	UG/L	PQL		0.0020	J	Cl. Spec. Table 3 Compound SOP		PFAS_DI_Prep
STW-LOC-23C-1-4-121021	12/10/2021	320-82957-1	PFO2HxA	0.024	ug/L	PQL		0.0020	J	Cl. Spec. Table 3 Compound SOP		PFAS_DI_Prep
STW-LOC-23C-1-4-121021	12/10/2021	320-82957-1	PFO3OA	0.0059	ug/L	PQL		0.0020	J	Cl. Spec. Table 3 Compound SOP		PFAS_DI_Prep
STW-LOC-23C-1-4-121021	12/10/2021	320-82957-1	PFO4DA	0.0021	ug/L	PQL		0.0020	J	Cl. Spec. Table 3 Compound SOP		PFAS_DI_Prep
STW-LOC-23C-1-4-121021	12/10/2021	320-82957-1	PFO5DA	0.0030	ug/L	PQL		0.0020	J	Cl. Spec. Table 3 Compound SOP		PFAS_DI_Prep
STW-LOC-23C-1-4-121021	12/10/2021	320-82957-1	PFMOAA	0.029	ug/L	PQL		0.0020	J	Cl. Spec. Table 3 Compound SOP		PFAS_DI_Prep
STW-LOC-22-4-120921	12/09/2021	320-82829-28	NVHOS, Acid Form	0.0033	UG/L	PQL		0.0020	J	Cl. Spec. Table 3 Compound SOP		PFAS_DI_Prep
STW-LOC-22-4-120921	12/09/2021	320-82829-28	NVHOS, Acid Form	0.0033	UG/L	PQL		0.0020	J	Cl. Spec. Table 3 Compound SOP		PFAS_DI_Prep
STW-LOC-22-4-120921	12/09/2021	320-82829-28	PFO2HxA	0.023	ug/L	PQL		0.0020	J	Cl. Spec. Table 3 Compound SOP		PFAS_DI_Prep
STW-LOC-22-4-120921	12/09/2021	320-82829-28	PFO2HxA	0.024	ug/L	PQL		0.0020	J	Cl. Spec. Table 3 Compound SOP		PFAS_DI_Prep
STW-LOC-22-4-120921	12/09/2021	320-82829-28	PFO3OA	0.013	ug/L	PQL		0.0020	J	Cl. Spec. Table 3 Compound SOP		PFAS_DI_Prep
STW-LOC-22-4-120921	12/09/2021	320-82829-28	PFO3OA	0.012	ug/L	PQL		0.0020	J	Cl. Spec. Table 3 Compound SOP		PFAS_DI_Prep
STW-LOC-22-4-120921	12/09/2021	320-82829-28	PFO4DA	0.0096	ug/L	PQL		0.0020	J	Cl. Spec. Table 3 Compound SOP		PFAS_DI_Prep
STW-LOC-22-4-120921	12/09/2021	320-82829-28	PFO4DA	0.0094	ug/L	PQL		0.0020	J	Cl. Spec. Table 3 Compound SOP		PFAS_DI_Prep
STW-LOC-22-4-120921	12/09/2021	320-82829-28	PFO5DA	0.0032	ug/L	PQL		0.0020	J	Cl. Spec. Table 3 Compound SOP		PFAS_DI_Prep

Site: Fayetteville

Sampling Program: Stormwater Sampling 12/21

Validation Options: LABSTATS

Validation Reason The analysis hold time for this sample was exceeded. The reported result may be biased low.

Field Sample ID	Date Sampled	Lab Sample ID	Analyte	Result	Units	Type	MDL	PQL	Validation Qualifier	Analytical Method	Pre-prep	Prep
STW-LOC-22-4-120921	12/09/2021	320-82829-28	PFO5DA	0.0032	ug/L	PQL		0.0020	J	Cl. Spec. Table 3 Compound SOP		PFAS_DI_Prep
STW-LOC-22-4-120921	12/09/2021	320-82829-28	PFMOAA	0.019	ug/L	PQL		0.0020	J	Cl. Spec. Table 3 Compound SOP		PFAS_DI_Prep
STW-LOC-22-4-120921	12/09/2021	320-82829-28	PFMOAA	0.019	ug/L	PQL		0.0020	J	Cl. Spec. Table 3 Compound SOP		PFAS_DI_Prep
STW-LOC-22-4-120921	12/09/2021	320-82829-28	R-EVE	0.0038	UG/L	PQL		0.0020	J	Cl. Spec. Table 3 Compound SOP		PFAS_DI_Prep
STW-LOC-22-4-120921	12/09/2021	320-82829-28	Hydrolyzed PSDA	0.023	UG/L	PQL		0.0020	J	Cl. Spec. Table 3 Compound SOP		PFAS_DI_Prep
STW-LOC-22-4-120921	12/09/2021	320-82829-28	PMPA	0.023	UG/L	PQL		0.010	J	Cl. Spec. Table 3 Compound SOP		PFAS_DI_Prep
STW-LOC-22-4-120921	12/09/2021	320-82829-28	PMPA	0.022	UG/L	PQL		0.010	J	Cl. Spec. Table 3 Compound SOP		PFAS_DI_Prep
STW-LOC-22-4-120921	12/09/2021	320-82829-28	Hfpo Dimer Acid	0.069	UG/L	PQL		0.0020	J	Cl. Spec. Table 3 Compound SOP		PFAS_DI_Prep
STW-LOC-22-4-120921	12/09/2021	320-82829-28	Hfpo Dimer Acid	0.068	UG/L	PQL		0.0020	J	Cl. Spec. Table 3 Compound SOP		PFAS_DI_Prep
STW-LOC-21B-120921	12/09/2021	320-82829-24	NVHOS, Acid Form	0.0032	UG/L	PQL		0.0020	J	Cl. Spec. Table 3 Compound SOP		PFAS_DI_Prep
STW-LOC-21B-120921	12/09/2021	320-82829-24	PS Acid	0.0028	UG/L	PQL		0.0020	J	Cl. Spec. Table 3 Compound SOP		PFAS_DI_Prep
STW-LOC-21B-120921	12/09/2021	320-82829-24	PFO2HxA	0.039	ug/L	PQL		0.0020	J	Cl. Spec. Table 3 Compound SOP		PFAS_DI_Prep
STW-LOC-21B-120921	12/09/2021	320-82829-24	PFO3OA	0.0097	ug/L	PQL		0.0020	J	Cl. Spec. Table 3 Compound SOP		PFAS_DI_Prep
STW-LOC-21B-120921	12/09/2021	320-82829-24	PFO4DA	0.0040	ug/L	PQL		0.0020	J	Cl. Spec. Table 3 Compound SOP		PFAS_DI_Prep
STW-LOC-21B-120921	12/09/2021	320-82829-24	PFO5DA	0.0023	ug/L	PQL		0.0020	J	Cl. Spec. Table 3 Compound SOP		PFAS_DI_Prep
STW-LOC-21B-120921	12/09/2021	320-82829-24	PFMOAA	0.030	ug/L	PQL		0.0020	J	Cl. Spec. Table 3 Compound SOP		PFAS_DI_Prep
STW-LOC-21B-120921	12/09/2021	320-82829-24	R-EVE	0.0051	UG/L	PQL		0.0020	J	Cl. Spec. Table 3 Compound SOP		PFAS_DI_Prep

Site: Fayetteville

Sampling Program: Stormwater Sampling 12/21

Validation Options: LABSTATS

Validation Reason The analysis hold time for this sample was exceeded. The reported result may be biased low.

Field Sample ID	Date Sampled	Lab Sample ID	Analyte	Result	Units	Type	MDL	PQL	Validation Qualifier	Analytical Method	Pre-prep	Prep
STW-LOC-21B-120921	12/09/2021	320-82829-24	R-PSDA	0.0097	UG/L	PQL		0.0020	J	Cl. Spec. Table 3 Compound SOP		PFAS_DI_Prep
STW-LOC-21B-120921	12/09/2021	320-82829-24	Hydrolyzed PSDA	0.011	UG/L	PQL		0.0020	J	Cl. Spec. Table 3 Compound SOP		PFAS_DI_Prep
STW-LOC-21B-120921	12/09/2021	320-82829-24	PMPA	0.035	UG/L	PQL		0.010	J	Cl. Spec. Table 3 Compound SOP		PFAS_DI_Prep
STW-LOC-21B-120921	12/09/2021	320-82829-24	Hfpo Dimer Acid	0.064	UG/L	PQL		0.0020	J	Cl. Spec. Table 3 Compound SOP		PFAS_DI_Prep
STW-LOC-20-4.66-120821	12/08/2021	320-82829-8	R-PSDA	0.034	UG/L	PQL		0.0020	J	Cl. Spec. Table 3 Compound SOP		PFAS_DI_Prep
STW-LOC-20-4.66-120821	12/08/2021	320-82829-8	Hydrolyzed PSDA	0.071	UG/L	PQL		0.0020	J	Cl. Spec. Table 3 Compound SOP		PFAS_DI_Prep
STW-LOC-2-4-120821	12/08/2021	320-82829-17	R-PSDA	0.0075	UG/L	PQL		0.0020	J	Cl. Spec. Table 3 Compound SOP		PFAS_DI_Prep
STW-LOC-2-4-120821	12/08/2021	320-82829-17	Hydrolyzed PSDA	0.0076	UG/L	PQL		0.0020	J	Cl. Spec. Table 3 Compound SOP		PFAS_DI_Prep
STW-LOC-20-4.66-120821	12/08/2021	320-82829-8	R-EVE	0.040	UG/L	PQL		0.0020	J	Cl. Spec. Table 3 Compound SOP		PFAS_DI_Prep
STW-LOC-20-4.66-120821	12/08/2021	320-82829-8	PEPA	0.086	UG/L	PQL		0.020	J	Cl. Spec. Table 3 Compound SOP		PFAS_DI_Prep
STW-LOC-20-4.66-120821	12/08/2021	320-82829-8	PS Acid	0.045	UG/L	PQL		0.0020	J	Cl. Spec. Table 3 Compound SOP		PFAS_DI_Prep
STW-LOC-20-4.66-120821	12/08/2021	320-82829-8	PFO2HxA	0.26	ug/L	PQL		0.0020	J	Cl. Spec. Table 3 Compound SOP		PFAS_DI_Prep
STW-LOC-20-4.66-120821	12/08/2021	320-82829-8	PFO3OA	0.12	ug/L	PQL		0.0020	J	Cl. Spec. Table 3 Compound SOP		PFAS_DI_Prep
STW-LOC-20-4.66-120821	12/08/2021	320-82829-8	PFO4DA	0.059	ug/L	PQL		0.0020	J	Cl. Spec. Table 3 Compound SOP		PFAS_DI_Prep
STW-LOC-20-4.66-120821	12/08/2021	320-82829-8	PFO5DA	0.041	ug/L	PQL		0.0020	J	Cl. Spec. Table 3 Compound SOP		PFAS_DI_Prep
STW-LOC-20-4.66-120821	12/08/2021	320-82829-8	PFMOAA	0.12	ug/L	PQL		0.0020	J	Cl. Spec. Table 3 Compound SOP		PFAS_DI_Prep
STW-LOC-20-4.66-120821	12/08/2021	320-82829-8	EVE Acid	0.013	UG/L	PQL		0.0020	J	Cl. Spec. Table 3 Compound SOP		PFAS_DI_Prep

Site: Fayetteville

Sampling Program: Stormwater Sampling 12/21

Validation Options: LABSTATS

Validation Reason The analysis hold time for this sample was exceeded. The reported result may be biased low.

Field Sample ID	Date Sampled	Lab Sample ID	Analyte	Result	Units	Type	MDL	PQL	Validation Qualifier	Analytical Method	Pre-prep	Prep
STW-LOC-20-4.66-120821	12/08/2021	320-82829-8	Hydro-PS Acid	0.023	ug/L	PQL		0.0020	J	Cl. Spec. Table 3 Compound SOP		PFAS_DI_Prep
STW-LOC-20-4.66-120821	12/08/2021	320-82829-8	Hydro-EVE Acid	0.0067	UG/L	PQL		0.0020	J	Cl. Spec. Table 3 Compound SOP		PFAS_DI_Prep
STW-LOC-20-4.66-120821	12/08/2021	320-82829-8	NVHOS, Acid Form	0.0091	UG/L	PQL		0.0020	J	Cl. Spec. Table 3 Compound SOP		PFAS_DI_Prep
STW-LOC-20-4.66-120821	12/08/2021	320-82829-8	PMPA	0.28	UG/L	PQL		0.010	J	Cl. Spec. Table 3 Compound SOP		PFAS_DI_Prep
STW-LOC-20-4.66-120821	12/08/2021	320-82829-8	Hfpo Dimer Acid	2.1	UG/L	PQL		0.020	J	Cl. Spec. Table 3 Compound SOP		PFAS_DI_Prep
STW-LOC-19B-120921	12/09/2021	320-82829-21	PFMOAA	0.011	ug/L	PQL		0.0020	J	Cl. Spec. Table 3 Compound SOP		PFAS_DI_Prep
STW-LOC-19A-120921	12/09/2021	320-82829-20	PFMOAA	0.010	ug/L	PQL		0.0020	J	Cl. Spec. Table 3 Compound SOP		PFAS_DI_Prep
STW-LOC-2-4-120821	12/08/2021	320-82829-17	R-EVE	0.0088	UG/L	PQL		0.0020	J	Cl. Spec. Table 3 Compound SOP		PFAS_DI_Prep
STW-LOC-2-4-120821	12/08/2021	320-82829-17	PEPA	0.033	UG/L	PQL		0.020	J	Cl. Spec. Table 3 Compound SOP		PFAS_DI_Prep
STW-LOC-2-4-120821	12/08/2021	320-82829-17	PS Acid	0.013	UG/L	PQL		0.0020	J	Cl. Spec. Table 3 Compound SOP		PFAS_DI_Prep
STW-LOC-2-4-120821	12/08/2021	320-82829-17	PFO2HxA	0.098	ug/L	PQL		0.0020	J	Cl. Spec. Table 3 Compound SOP		PFAS_DI_Prep
STW-LOC-2-4-120821	12/08/2021	320-82829-17	PFO3OA	0.028	ug/L	PQL		0.0020	J	Cl. Spec. Table 3 Compound SOP		PFAS_DI_Prep
STW-LOC-2-4-120821	12/08/2021	320-82829-17	PFO4DA	0.015	ug/L	PQL		0.0020	J	Cl. Spec. Table 3 Compound SOP		PFAS_DI_Prep
STW-LOC-2-4-120821	12/08/2021	320-82829-17	PFO5DA	0.0093	ug/L	PQL		0.0020	J	Cl. Spec. Table 3 Compound SOP		PFAS_DI_Prep
STW-LOC-2-4-120821	12/08/2021	320-82829-17	PFMOAA	0.0089	ug/L	PQL		0.0020	J	Cl. Spec. Table 3 Compound SOP		PFAS_DI_Prep
STW-LOC-2-4-120821	12/08/2021	320-82829-17	EVE Acid	0.0080	UG/L	PQL		0.0020	J	Cl. Spec. Table 3 Compound SOP		PFAS_DI_Prep
STW-LOC-2-4-120821	12/08/2021	320-82829-17	Hydro-PS Acid	0.0042	ug/L	PQL		0.0020	J	Cl. Spec. Table 3 Compound SOP		PFAS_DI_Prep

Site: Fayetteville

Sampling Program: Stormwater Sampling 12/21

Validation Options: LABSTATS

Validation Reason The analysis hold time for this sample was exceeded. The reported result may be biased low.

Field Sample ID	Date Sampled	Lab Sample ID	Analyte	Result	Units	Type	MDL	PQL	Validation Qualifier	Analytical Method	Pre-prep	Prep
STW-LOC-2-4-120821	12/08/2021	320-82829-17	PMPA	0.036	UG/L	PQL		0.010	J	Cl. Spec. Table 3 Compound SOP		PFAS_DI_Prep
STW-LOC-2-4-120821	12/08/2021	320-82829-17	Hfpo Dimer Acid	0.54	UG/L	PQL		0.0020	J	Cl. Spec. Table 3 Compound SOP		PFAS_DI_Prep
STW-LOC-19B-120921	12/09/2021	320-82829-21	PFO2HxA	0.014	ug/L	PQL		0.0020	J	Cl. Spec. Table 3 Compound SOP		PFAS_DI_Prep
STW-LOC-19B-120921	12/09/2021	320-82829-21	PFO3OA	0.0030	ug/L	PQL		0.0020	J	Cl. Spec. Table 3 Compound SOP		PFAS_DI_Prep
STW-LOC-19B-120921	12/09/2021	320-82829-21	R-EVE	0.0024	UG/L	PQL		0.0020	J	Cl. Spec. Table 3 Compound SOP		PFAS_DI_Prep
STW-LOC-19B-120921	12/09/2021	320-82829-21	PMPA	0.019	UG/L	PQL		0.010	J	Cl. Spec. Table 3 Compound SOP		PFAS_DI_Prep
STW-LOC-19B-120921	12/09/2021	320-82829-21	Hfpo Dimer Acid	0.014	UG/L	PQL		0.0020	J	Cl. Spec. Table 3 Compound SOP		PFAS_DI_Prep
STW-LOC-19A-120921	12/09/2021	320-82829-20	PFO2HxA	0.013	ug/L	PQL		0.0020	J	Cl. Spec. Table 3 Compound SOP		PFAS_DI_Prep
STW-LOC-19A-120921	12/09/2021	320-82829-20	PFO3OA	0.0024	ug/L	PQL		0.0020	J	Cl. Spec. Table 3 Compound SOP		PFAS_DI_Prep
STW-LOC-15-8-120821	12/08/2021	320-82829-6	Hydrolyzed PSDA	0.017	UG/L	PQL		0.0020	J	Cl. Spec. Table 3 Compound SOP		PFAS_DI_Prep
STW-LOC-19A-120921	12/09/2021	320-82829-20	R-EVE	0.0038	UG/L	PQL		0.0020	J	Cl. Spec. Table 3 Compound SOP		PFAS_DI_Prep
STW-LOC-19A-120921	12/09/2021	320-82829-20	PMPA	0.017	UG/L	PQL		0.010	J	Cl. Spec. Table 3 Compound SOP		PFAS_DI_Prep
STW-LOC-19A-120921	12/09/2021	320-82829-20	Hfpo Dimer Acid	0.017	UG/L	PQL		0.0020	J	Cl. Spec. Table 3 Compound SOP		PFAS_DI_Prep
STW-LOC-18-4-121021	12/10/2021	320-82957-2	PFMOAA	0.0058	ug/L	PQL		0.0020	J	Cl. Spec. Table 3 Compound SOP		PFAS_DI_Prep
STW-LOC-15-8-120821	12/08/2021	320-82829-6	PMPA	0.057	UG/L	PQL		0.010	J	Cl. Spec. Table 3 Compound SOP		PFAS_DI_Prep
STW-LOC-15-8-120821	12/08/2021	320-82829-6	Hfpo Dimer Acid	0.082	UG/L	PQL		0.0020	J	Cl. Spec. Table 3 Compound SOP		PFAS_DI_Prep
STW-LOC-18-4-121021	12/10/2021	320-82957-2	PFO2HxA	0.0057	ug/L	PQL		0.0020	J	Cl. Spec. Table 3 Compound SOP		PFAS_DI_Prep

Site: Fayetteville

Sampling Program: Stormwater Sampling 12/21

Validation Options: LABSTATS

Validation Reason The analysis hold time for this sample was exceeded. The reported result may be biased low.

Field Sample ID	Date Sampled	Lab Sample ID	Analyte	Result	Units	Type	MDL	PQL	Validation Qualifier	Analytical Method	Pre-prep	Prep
STW-LOC-15-8-120821	12/08/2021	320-82829-6	PS Acid	0.011	UG/L	PQL		0.0020	J	Cl. Spec. Table 3 Compound SOP		PFAS_DI_Prep
STW-LOC-15-8-120821	12/08/2021	320-82829-6	PFO2HxA	0.071	ug/L	PQL		0.0020	J	Cl. Spec. Table 3 Compound SOP		PFAS_DI_Prep
STW-LOC-15-8-120821	12/08/2021	320-82829-6	PFO3OA	0.028	ug/L	PQL		0.0020	J	Cl. Spec. Table 3 Compound SOP		PFAS_DI_Prep
STW-LOC-15-8-120821	12/08/2021	320-82829-6	PFO4DA	0.013	ug/L	PQL		0.0020	J	Cl. Spec. Table 3 Compound SOP		PFAS_DI_Prep
STW-LOC-15-8-120821	12/08/2021	320-82829-6	PFO5DA	0.0059	ug/L	PQL		0.0020	J	Cl. Spec. Table 3 Compound SOP		PFAS_DI_Prep
STW-LOC-15-8-120821	12/08/2021	320-82829-6	PFMOAA	0.035	ug/L	PQL		0.0020	J	Cl. Spec. Table 3 Compound SOP		PFAS_DI_Prep
STW-LOC-15-8-120821	12/08/2021	320-82829-6	EVE Acid	0.0034	UG/L	PQL		0.0020	J	Cl. Spec. Table 3 Compound SOP		PFAS_DI_Prep
STW-LOC-15-8-120821	12/08/2021	320-82829-6	Hydro-PS Acid	0.0025	ug/L	PQL		0.0020	J	Cl. Spec. Table 3 Compound SOP		PFAS_DI_Prep
STW-LOC-14-8-120821	12/08/2021	320-82829-9	Hydro-PS Acid	0.0039	ug/L	PQL		0.0020	J	Cl. Spec. Table 3 Compound SOP		PFAS_DI_Prep
STW-LOC-14-8-120821	12/08/2021	320-82829-9	Hydro-EVE Acid	0.0023	UG/L	PQL		0.0020	J	Cl. Spec. Table 3 Compound SOP		PFAS_DI_Prep
STW-LOC-14-8-120821	12/08/2021	320-82829-9	R-PSDA	0.014	UG/L	PQL		0.0020	J	Cl. Spec. Table 3 Compound SOP		PFAS_DI_Prep
STW-LOC-14-8-120821	12/08/2021	320-82829-9	Hydrolyzed PSDA	0.011	UG/L	PQL		0.0020	J	Cl. Spec. Table 3 Compound SOP		PFAS_DI_Prep
STW-LOC-14-8-120821	12/08/2021	320-82829-9	PMPA	0.083	UG/L	PQL		0.010	J	Cl. Spec. Table 3 Compound SOP		PFAS_DI_Prep
STW-LOC-14-8-120821	12/08/2021	320-82829-9	Hfpo Dimer Acid	0.25	UG/L	PQL		0.0020	J	Cl. Spec. Table 3 Compound SOP		PFAS_DI_Prep
STW-LOC-14-8-120821	12/08/2021	320-82829-9	R-EVE	0.026	UG/L	PQL		0.0020	J	Cl. Spec. Table 3 Compound SOP		PFAS_DI_Prep
STW-LOC-14-8-120821	12/08/2021	320-82829-9	PEPA	0.040	UG/L	PQL		0.020	J	Cl. Spec. Table 3 Compound SOP		PFAS_DI_Prep
STW-LOC-14-8-120821	12/08/2021	320-82829-9	PS Acid	0.0088	UG/L	PQL		0.0020	J	Cl. Spec. Table 3 Compound SOP		PFAS_DI_Prep

Site: Fayetteville

Sampling Program: Stormwater Sampling 12/21

Validation Options: LABSTATS

Validation Reason The analysis hold time for this sample was exceeded. The reported result may be biased low.

Field Sample ID	Date Sampled	Lab Sample ID	Analyte	Result	Units	Type	MDL	PQL	Validation Qualifier	Analytical Method	Pre-prep	Prep
STW-LOC-14-8-120821	12/08/2021	320-82829-9	PFO2HxA	0.079	ug/L	PQL		0.0020	J	Cl. Spec. Table 3 Compound SOP		PFAS_DI_Prep
STW-LOC-14-8-120821	12/08/2021	320-82829-9	PFO3OA	0.015	ug/L	PQL		0.0020	J	Cl. Spec. Table 3 Compound SOP		PFAS_DI_Prep
STW-LOC-14-8-120821	12/08/2021	320-82829-9	PFO4DA	0.0064	ug/L	PQL		0.0020	J	Cl. Spec. Table 3 Compound SOP		PFAS_DI_Prep
STW-LOC-14-8-120821	12/08/2021	320-82829-9	PFO5DA	0.0025	ug/L	PQL		0.0020	J	Cl. Spec. Table 3 Compound SOP		PFAS_DI_Prep
STW-LOC-14-8-120821	12/08/2021	320-82829-9	PFMOAA	0.032	ug/L	PQL		0.0020	J	Cl. Spec. Table 3 Compound SOP		PFAS_DI_Prep
STW-LOC-13-8-120821	12/08/2021	320-82829-7	R-EVE	0.11	UG/L	PQL		0.0020	J	Cl. Spec. Table 3 Compound SOP		PFAS_DI_Prep
STW-LOC-13-8-120821	12/08/2021	320-82829-7	PEPA	0.14	UG/L	PQL		0.020	J	Cl. Spec. Table 3 Compound SOP		PFAS_DI_Prep
STW-LOC-13-8-120821	12/08/2021	320-82829-7	PS Acid	0.041	UG/L	PQL		0.0020	J	Cl. Spec. Table 3 Compound SOP		PFAS_DI_Prep
STW-LOC-13-8-120821	12/08/2021	320-82829-7	PFO2HxA	0.23	ug/L	PQL		0.0020	J	Cl. Spec. Table 3 Compound SOP		PFAS_DI_Prep
STW-LOC-13-8-120821	12/08/2021	320-82829-7	PFO3OA	0.093	ug/L	PQL		0.0020	J	Cl. Spec. Table 3 Compound SOP		PFAS_DI_Prep
STW-LOC-13-8-120821	12/08/2021	320-82829-7	PFO4DA	0.069	ug/L	PQL		0.0020	J	Cl. Spec. Table 3 Compound SOP		PFAS_DI_Prep
STW-LOC-13-8-120821	12/08/2021	320-82829-7	PFO5DA	0.034	ug/L	PQL		0.0020	J	Cl. Spec. Table 3 Compound SOP		PFAS_DI_Prep
STW-LOC-13-8-120821	12/08/2021	320-82829-7	PFMOAA	0.037	ug/L	PQL		0.0020	J	Cl. Spec. Table 3 Compound SOP		PFAS_DI_Prep
STW-LOC-13-8-120821	12/08/2021	320-82829-7	EVE Acid	0.0079	UG/L	PQL		0.0020	J	Cl. Spec. Table 3 Compound SOP		PFAS_DI_Prep
STW-LOC-13-8-120821	12/08/2021	320-82829-7	Hydro-PS Acid	0.050	ug/L	PQL		0.0020	J	Cl. Spec. Table 3 Compound SOP		PFAS_DI_Prep
STW-LOC-13-8-120821	12/08/2021	320-82829-7	Hydro-EVE Acid	0.0061	UG/L	PQL		0.0020	J	Cl. Spec. Table 3 Compound SOP		PFAS_DI_Prep
STW-LOC-13-8-120821	12/08/2021	320-82829-7	R-PSDA	0.051	UG/L	PQL		0.0020	J	Cl. Spec. Table 3 Compound SOP		PFAS_DI_Prep

Site: Fayetteville

Sampling Program: Stormwater Sampling 12/21

Validation Options: LABSTATS

Validation Reason The analysis hold time for this sample was exceeded. The reported result may be biased low.

Field Sample ID	Date Sampled	Lab Sample ID	Analyte	Result	Units	Type	MDL	PQL	Validation Qualifier	Analytical Method	Pre-prep	Prep
STW-LOC-13-8-120821	12/08/2021	320-82829-7	Hydrolyzed PSDA	0.022	UG/L	PQL		0.0020	J	Cl. Spec. Table 3 Compound SOP		PFAS_DI_Prep
STW-LOC-12-8-120821	12/08/2021	320-82829-13	R-PSDA	0.021	UG/L	PQL		0.0020	J	Cl. Spec. Table 3 Compound SOP		PFAS_DI_Prep
STW-LOC-12-8-120821	12/08/2021	320-82829-13	Hydrolyzed PSDA	0.021	UG/L	PQL		0.0020	J	Cl. Spec. Table 3 Compound SOP		PFAS_DI_Prep
STW-LOC-13-8-120821	12/08/2021	320-82829-7	PMPA	0.25	UG/L	PQL		0.010	J	Cl. Spec. Table 3 Compound SOP		PFAS_DI_Prep
STW-LOC-13-8-120821	12/08/2021	320-82829-7	Hfpo Dimer Acid	0.72	UG/L	PQL		0.0020	J	Cl. Spec. Table 3 Compound SOP		PFAS_DI_Prep
STW-LOC-12-8-120821	12/08/2021	320-82829-13	R-EVE	0.041	UG/L	PQL		0.0020	J	Cl. Spec. Table 3 Compound SOP		PFAS_DI_Prep
STW-LOC-12-8-120821	12/08/2021	320-82829-13	PEPA	0.064	UG/L	PQL		0.020	J	Cl. Spec. Table 3 Compound SOP		PFAS_DI_Prep
STW-LOC-12-8-120821	12/08/2021	320-82829-13	PS Acid	0.015	UG/L	PQL		0.0020	J	Cl. Spec. Table 3 Compound SOP		PFAS_DI_Prep
STW-LOC-12-8-120821	12/08/2021	320-82829-13	PFO2HxA	0.11	ug/L	PQL		0.0020	J	Cl. Spec. Table 3 Compound SOP		PFAS_DI_Prep
STW-LOC-12-8-120821	12/08/2021	320-82829-13	PFO3OA	0.043	ug/L	PQL		0.0020	J	Cl. Spec. Table 3 Compound SOP		PFAS_DI_Prep
STW-LOC-12-8-120821	12/08/2021	320-82829-13	PFO4DA	0.041	ug/L	PQL		0.0020	J	Cl. Spec. Table 3 Compound SOP		PFAS_DI_Prep
STW-LOC-12-8-120821	12/08/2021	320-82829-13	PFO5DA	0.022	ug/L	PQL		0.0020	J	Cl. Spec. Table 3 Compound SOP		PFAS_DI_Prep
STW-LOC-12-8-120821	12/08/2021	320-82829-13	PFMOAA	0.033	ug/L	PQL		0.0020	J	Cl. Spec. Table 3 Compound SOP		PFAS_DI_Prep
STW-LOC-12-8-120821	12/08/2021	320-82829-13	EVE Acid	0.0046	UG/L	PQL		0.0020	J	Cl. Spec. Table 3 Compound SOP		PFAS_DI_Prep
STW-LOC-12-8-120821	12/08/2021	320-82829-13	Hydro-PS Acid	0.043	ug/L	PQL		0.0020	J	Cl. Spec. Table 3 Compound SOP		PFAS_DI_Prep
STW-LOC-12-8-120821	12/08/2021	320-82829-13	Hydro-EVE Acid	0.0026	UG/L	PQL		0.0020	J	Cl. Spec. Table 3 Compound SOP		PFAS_DI_Prep
STW-LOC-12-8-120821	12/08/2021	320-82829-13	PMPA	0.15	UG/L	PQL		0.010	J	Cl. Spec. Table 3 Compound SOP		PFAS_DI_Prep

Site: Fayetteville

Sampling Program: Stormwater Sampling 12/21

Validation Options: LABSTATS

Validation Reason The analysis hold time for this sample was exceeded. The reported result may be biased low.

Field Sample ID	Date Sampled	Lab Sample ID	Analyte	Result	Units	Type	MDL	PQL	Validation Qualifier	Analytical Method	Pre-prep	Prep
STW-LOC-12-8-120821	12/08/2021	320-82829-13	Hfpo Dimer Acid	0.38	UG/L	PQL		0.0020	J	Cl. Spec. Table 3 Compound SOP		PFAS_DI_Prep
STW-LOC-11-8-120821	12/08/2021	320-82829-16	R-PSDA	0.27	UG/L	PQL		0.020	J	Cl. Spec. Table 3 Compound SOP		PFAS_DI_Prep
STW-LOC-11-8-120821	12/08/2021	320-82829-16	Hydrolyzed PSDA	0.50	UG/L	PQL		0.020	J	Cl. Spec. Table 3 Compound SOP		PFAS_DI_Prep
STW-LOC-10A-8-120821	12/08/2021	320-82829-14	R-PSDA	0.064	UG/L	PQL		0.0020	J	Cl. Spec. Table 3 Compound SOP		PFAS_DI_Prep
STW-LOC-10A-8-120821	12/08/2021	320-82829-14	Hydrolyzed PSDA	0.099	UG/L	PQL		0.0020	J	Cl. Spec. Table 3 Compound SOP		PFAS_DI_Prep
STW-LOC-11-8-120821	12/08/2021	320-82829-16	R-EVE	0.28	UG/L	PQL		0.020	J	Cl. Spec. Table 3 Compound SOP		PFAS_DI_Prep
STW-LOC-11-8-120821	12/08/2021	320-82829-16	PEPA	0.89	UG/L	PQL		0.20	J	Cl. Spec. Table 3 Compound SOP		PFAS_DI_Prep
STW-LOC-11-8-120821	12/08/2021	320-82829-16	PS Acid	0.16	UG/L	PQL		0.020	J	Cl. Spec. Table 3 Compound SOP		PFAS_DI_Prep
STW-LOC-11-8-120821	12/08/2021	320-82829-16	PFO2HxA	0.78	ug/L	PQL		0.020	J	Cl. Spec. Table 3 Compound SOP		PFAS_DI_Prep
STW-LOC-11-8-120821	12/08/2021	320-82829-16	PFO3OA	0.27	ug/L	PQL		0.020	J	Cl. Spec. Table 3 Compound SOP		PFAS_DI_Prep
STW-LOC-11-8-120821	12/08/2021	320-82829-16	PFO4DA	0.21	ug/L	PQL		0.020	J	Cl. Spec. Table 3 Compound SOP		PFAS_DI_Prep
STW-LOC-11-8-120821	12/08/2021	320-82829-16	PFO5DA	0.23	ug/L	PQL		0.020	J	Cl. Spec. Table 3 Compound SOP		PFAS_DI_Prep
STW-LOC-11-8-120821	12/08/2021	320-82829-16	PFMOAA	0.31	ug/L	PQL		0.020	J	Cl. Spec. Table 3 Compound SOP		PFAS_DI_Prep
STW-LOC-11-8-120821	12/08/2021	320-82829-16	EVE Acid	0.086	UG/L	PQL		0.020	J	Cl. Spec. Table 3 Compound SOP		PFAS_DI_Prep
STW-LOC-11-8-120821	12/08/2021	320-82829-16	Hydro-PS Acid	0.10	ug/L	PQL		0.020	J	Cl. Spec. Table 3 Compound SOP		PFAS_DI_Prep
STW-LOC-11-8-120821	12/08/2021	320-82829-16	Hydro-EVE Acid	0.027	UG/L	PQL		0.020	J	Cl. Spec. Table 3 Compound SOP		PFAS_DI_Prep
STW-LOC-11-8-120821	12/08/2021	320-82829-16	NVHOS, Acid Form	0.051	UG/L	PQL		0.020	J	Cl. Spec. Table 3 Compound SOP		PFAS_DI_Prep

Site: Fayetteville

Sampling Program: Stormwater Sampling 12/21

Validation Options: LABSTATS

Validation Reason The analysis hold time for this sample was exceeded. The reported result may be biased low.

Field Sample ID	Date Sampled	Lab Sample ID	Analyte	Result	Units	Type	MDL	PQL	Validation Qualifier	Analytical Method	Pre-prep	Prep
STW-LOC-11-8-120821	12/08/2021	320-82829-16	PMPA	1.7	UG/L	PQL		0.10	J	Cl. Spec. Table 3 Compound SOP		PFAS_DI_Prep
STW-LOC-11-8-120821	12/08/2021	320-82829-16	Hfpo Dimer Acid	4.1	UG/L	PQL		0.020	J	Cl. Spec. Table 3 Compound SOP		PFAS_DI_Prep
STW-LOC-1-8-120821-D	12/08/2021	320-82829-2	PFMOAA	0.036	ug/L	PQL		0.0020	J	Cl. Spec. Table 3 Compound SOP		PFAS_DI_Prep
STW-LOC-1-8-120821-D	12/08/2021	320-82829-2	Hydrolyzed PSDA	0.010	UG/L	PQL		0.0020	J	Cl. Spec. Table 3 Compound SOP		PFAS_DI_Prep
STW-LOC-10A-8-120821	12/08/2021	320-82829-14	R-EVE	0.046	UG/L	PQL		0.0020	J	Cl. Spec. Table 3 Compound SOP		PFAS_DI_Prep
STW-LOC-10A-8-120821	12/08/2021	320-82829-14	PEPA	0.19	UG/L	PQL		0.020	J	Cl. Spec. Table 3 Compound SOP		PFAS_DI_Prep
STW-LOC-10A-8-120821	12/08/2021	320-82829-14	PS Acid	0.13	UG/L	PQL		0.0020	J	Cl. Spec. Table 3 Compound SOP		PFAS_DI_Prep
STW-LOC-10A-8-120821	12/08/2021	320-82829-14	PFO2HxA	0.24	ug/L	PQL		0.0020	J	Cl. Spec. Table 3 Compound SOP		PFAS_DI_Prep
STW-LOC-10A-8-120821	12/08/2021	320-82829-14	PFO3OA	0.11	ug/L	PQL		0.0020	J	Cl. Spec. Table 3 Compound SOP		PFAS_DI_Prep
STW-LOC-10A-8-120821	12/08/2021	320-82829-14	PFO4DA	0.074	ug/L	PQL		0.0020	J	Cl. Spec. Table 3 Compound SOP		PFAS_DI_Prep
STW-LOC-10A-8-120821	12/08/2021	320-82829-14	PFO5DA	0.041	ug/L	PQL		0.0020	J	Cl. Spec. Table 3 Compound SOP		PFAS_DI_Prep
STW-LOC-10A-8-120821	12/08/2021	320-82829-14	PFMOAA	0.054	ug/L	PQL		0.0020	J	Cl. Spec. Table 3 Compound SOP		PFAS_DI_Prep
STW-LOC-10A-8-120821	12/08/2021	320-82829-14	EVE Acid	0.027	UG/L	PQL		0.0020	J	Cl. Spec. Table 3 Compound SOP		PFAS_DI_Prep
STW-LOC-10A-8-120821	12/08/2021	320-82829-14	Hydro-PS Acid	0.020	ug/L	PQL		0.0020	J	Cl. Spec. Table 3 Compound SOP		PFAS_DI_Prep
STW-LOC-10A-8-120821	12/08/2021	320-82829-14	Hydro-EVE Acid	0.013	UG/L	PQL		0.0020	J	Cl. Spec. Table 3 Compound SOP		PFAS_DI_Prep
STW-LOC-10A-8-120821	12/08/2021	320-82829-14	NVHOS, Acid Form	0.012	UG/L	PQL		0.0020	J	Cl. Spec. Table 3 Compound SOP		PFAS_DI_Prep
STW-LOC-10A-8-120821	12/08/2021	320-82829-14	PMPA	0.72	UG/L	PQL		0.010	J	Cl. Spec. Table 3 Compound SOP		PFAS_DI_Prep

Site: Fayetteville

Sampling Program: Stormwater Sampling 12/21

Validation Options: LABSTATS

Validation Reason The analysis hold time for this sample was exceeded. The reported result may be biased low.

Field Sample ID	Date Sampled	Lab Sample ID	Analyte	Result	Units	Type	MDL	PQL	Validation Qualifier	Analytical Method	Pre-prep	Prep
STW-LOC-10A-8-120821	12/08/2021	320-82829-14	Hfpo Dimer Acid	2.3	UG/L	PQL		0.020	J	Cl. Spec. Table 3 Compound SOP		PFAS_DI_Prep
STW-LOC-1-8-120821-D	12/08/2021	320-82829-2	PFO2HxA	0.054	ug/L	PQL		0.0020	J	Cl. Spec. Table 3 Compound SOP		PFAS_DI_Prep
STW-LOC-1-8-120821-D	12/08/2021	320-82829-2	PFO3OA	0.014	ug/L	PQL		0.0020	J	Cl. Spec. Table 3 Compound SOP		PFAS_DI_Prep
STW-LOC-1-8-120821-D	12/08/2021	320-82829-2	PFO4DA	0.0034	ug/L	PQL		0.0020	J	Cl. Spec. Table 3 Compound SOP		PFAS_DI_Prep
STW-LOC-1-8-120821-D	12/08/2021	320-82829-2	PMPA	0.044	UG/L	PQL		0.010	J	Cl. Spec. Table 3 Compound SOP		PFAS_DI_Prep
STW-LOC-1-8-120821-D	12/08/2021	320-82829-2	Hfpo Dimer Acid	0.052	UG/L	PQL		0.0020	J	Cl. Spec. Table 3 Compound SOP		PFAS_DI_Prep
STW-LOC-1-8-120821	12/08/2021	320-82829-1	PFO2HxA	0.052	ug/L	PQL		0.0020	J	Cl. Spec. Table 3 Compound SOP		PFAS_DI_Prep
STW-LOC-1-8-120821	12/08/2021	320-82829-1	PFO2HxA	0.051	ug/L	PQL		0.0020	J	Cl. Spec. Table 3 Compound SOP		PFAS_DI_Prep
STW-LOC-1-8-120821	12/08/2021	320-82829-1	PFO3OA	0.014	ug/L	PQL		0.0020	J	Cl. Spec. Table 3 Compound SOP		PFAS_DI_Prep
STW-LOC-1-8-120821	12/08/2021	320-82829-1	PFO3OA	0.013	ug/L	PQL		0.0020	J	Cl. Spec. Table 3 Compound SOP		PFAS_DI_Prep
STW-LOC-1-8-120821	12/08/2021	320-82829-1	PFO4DA	0.0032	ug/L	PQL		0.0020	J	Cl. Spec. Table 3 Compound SOP		PFAS_DI_Prep
STW-LOC-1-8-120821	12/08/2021	320-82829-1	PFO4DA	0.0031	ug/L	PQL		0.0020	J	Cl. Spec. Table 3 Compound SOP		PFAS_DI_Prep
STW-LOC-1-8-120821	12/08/2021	320-82829-1	PMPA	0.043	UG/L	PQL		0.010	J	Cl. Spec. Table 3 Compound SOP		PFAS_DI_Prep
STW-LOC-1-8-120821	12/08/2021	320-82829-1	PMPA	0.042	UG/L	PQL		0.010	J	Cl. Spec. Table 3 Compound SOP		PFAS_DI_Prep

Site: Fayetteville**Sampling Program:** Stormwater Sampling 12/21**Validation Options:** LABSTATS**Validation Reason**

Associated MS and/or MSD analysis had relative percent recovery (RPR) values less than the lower control limit but above the rejection limit. The reported result may be biased low.

Field Sample ID	Date Sampled	Lab Sample ID	Analyte	Result	Units	Type	MDL	PQL	Validation Qualifier	Analytical Method	Pre-prep	Prep
STW-LOC-1-8-120821	12/08/2021	320-82829-1	PFMOAA	0.036	ug/L	PQL		0.0020	J	Cl. Spec. Table 3 Compound SOP		PFAS_DI_Prep
STW-LOC-1-8-120821	12/08/2021	320-82829-1	PFMOAA	0.035	ug/L	PQL		0.0020	J	Cl. Spec. Table 3 Compound SOP		PFAS_DI_Prep

Appendix D

Field Forms

Stormwater Sampling

Project Name:	Fayetteville Stormwater Sampling	Location ID:	1
Samplers:	CHARLES PACE,LUKE TART	Project Manager:	TRACY OVBHEY
Sampling Event:	P11 - Full		
Site:	Fayetteville Works	Date:	8/17/2021
		Time:	13:55

FIELD OBSERVATIONS

Weather Conditions:	Cloudy and Rain	Air Temp:	83.0	degrees F
Water Flow:	Flowing	Wind Speed:	5.0	mph
Water Quality Condition:	None			
Water Clarity:	Clear (see bottom)			
Water Color:	Colorless			
Water Odor:	None			

Other Significant Observations or Unusual Occurences:

Flow Reading:

SAMPLE DETAILS*

Sample ID:	STW-LOC-1-6-081721
QA/QC:	
Field Filtered:	No
Sampling Method:	ISCO
Sample Start Date:	08-17-2021
Sample Start Time:	13:49
Sample End Date:	8/17/2021
Sample End Time:	18:49
Sample Date:	8/17/2021
Sample Time:	18:49
Number of Cycles:	12
Total ISCO Run Time Hours:	6

ALL PARAMETERS ANALYZED


Table 3+ (21) LL Including HFPO-DA and PFHpA; 537 Mod (36)

*Note: Sample start time required for grab and composite samples. Sample end time required for composite samples only.

FIELD MEASUREMENTS**

Parameter	
Temperature (°C)	29.92
pH (s.u.)	7.64
Specific Conductivity (µS/cm)	135.94
Disssolved Oxygen (mg/L)	7.12
Oxidation Reduction Potential (mV)	442.3
Turbidity (NTU)	9.36
Total Dissolved Solids (mg/L)	

PHOTO AT SAMPLE LOCATION



Observation of Sample Location:

Miscellaneous Observations:

Stormwater Sampling

Project Name:	Fayetteville Stormwater Sampling	Location ID:	2
Samplers:	CHARLES PACE,LUKE TART	Project Manager:	TRACY OVBHEY
Sampling Event:	P11 - Full		
Site:	Fayetteville Works	Date:	08-17-2021
		Time:	13:19

FIELD OBSERVATIONS

Weather Conditions:	Cloudy and Rain	Air Temp:	83.0	degrees F
Water Flow:	Flowing	Wind Speed:	5.0	mph
Water Quality Condition:	None			
Water Clarity:	Clear (see bottom)			
Water Color:	Colorless			
Water Odor:	None			

Other Significant Observations or Unusual Occurences:

Flow Reading:

SAMPLE DETAILS*

Sample ID:	STW-LOC-2-4-081721
QA/QC:	
Field Filtered:	No
Sampling Method:	ISCO
Sample Start Date:	08-17-2021
Sample Start Time:	13:51
Sample End Date:	08-17-2021
Sample End Time:	16:51
Sample Date:	08-17-2021
Sample Time:	16:51
Number of Cycles:	8
Total ISCO Run Time Hours:	4

ALL PARAMETERS ANALYZED


Table 3+ (21) LL Including HFPO-DA and PFHpA; 537 Mod (36)

*Note: Sample start time required for grab and composite samples. Sample end time required for composite samples only.

FIELD MEASUREMENTS**

Parameter	
Temperature (°C)	24.76
pH (s.u.)	6.19
Specific Conductivity (µS/cm)	20.48
Disssolved Oxygen (mg/L)	7.51
Oxidation Reduction Potential (mV)	183.3
Turbidity (NTU)	3.82
Total Dissolved Solids (mg/L)	

PHOTO AT SAMPLE LOCATION



Observation of Sample Location:

Miscellaneous Observations:

Stormwater Sampling

Project Name:	Fayetteville Stormwater Sampling	Location ID:	3
Samplers:	CHARLES PACE,LUKE TART	Project Manager:	TRACY OVBHEY
Sampling Event:	P11 - Full		
Site:	Fayetteville Works	Date:	08-17-2021
		Time:	13:46

FIELD OBSERVATIONS

Weather Conditions:	and	Air Temp:	83.0	degrees F
Water Flow:	Flowing	Wind Speed:	5.0	mph
Water Quality Condition:	None			
Water Clarity:	Murky (<4' vis)			
Water Color:	Tan			
Water Odor:	None			

Other Significant Observations or Unusual Occurences:

Flow Reading:

SAMPLE DETAILS*

Sample ID:	STW-LOC-3-2.5-081721
QA/QC:	
Field Filtered:	No
Sampling Method:	ISCO
Sample Start Date:	08-17-2021
Sample Start Time:	13:52
Sample End Date:	08-17-2021
Sample End Time:	15:22
Sample Date:	08-17-2021
Sample Time:	15:22
Number of Cycles:	5
Total ISCO Run Time Hours:	2.5

ALL PARAMETERS ANALYZED

Table 3+ (21) LL Including HFPO-DA and PFHpA; 537
Mod (36)

*Note: Sample start time required for grab and composite samples. Sample end time required for composite samples only.

FIELD MEASUREMENTS**

Parameter	
Temperature (°C)	25.51
pH (s.u.)	6.29
Specific Conductivity (µS/cm)	30.49
Disssolved Oxygen (mg/L)	7.75
Oxidation Reduction Potential (mV)	198.3
Turbidity (NTU)	105.54
Total Dissolved Solids (mg/L)	

PHOTO AT SAMPLE LOCATION

Observation of Sample Location:

Miscellaneous Observations:

Stormwater Sampling

Project Name:	Fayetteville Stormwater Sampling	Location ID:	4
Samplers:	CHARLES PACE,LUKE TART	Project Manager:	TRACY OVBHEY
Sampling Event:	P11 - Full		
Site:	Fayetteville Works	Date:	8/17/2021
		Time:	13:41

FIELD OBSERVATIONS

Weather Conditions:	Cloudy and Rain	Air Temp:	83.0	degrees F
Water Flow:	Flowing	Wind Speed:	5.0	mph
Water Quality Condition:	None			
Water Clarity:	Clear (see bottom)			
Water Color:	Colorless			
Water Odor:	None			

Other Significant Observations or Unusual Occurences:

Flow Reading:

SAMPLE DETAILS*

Sample ID:	STW-LOC-4-6-081721
QA/QC:	
Field Filtered:	No
Sampling Method:	ISCO
Sample Start Date:	8/17/2021
Sample Start Time:	13:55
Sample End Date:	08-17-2021
Sample End Time:	18:55
Sample Date:	08-17-2021
Sample Time:	18:55
Number of Cycles:	12
Total ISCO Run Time Hours:	6

ALL PARAMETERS ANALYZED


Table 3+ (21) LL Including HFPO-DA and PFHpA; 537 Mod (36)

*Note: Sample start time required for grab and composite samples. Sample end time required for composite samples only.

FIELD MEASUREMENTS**

Parameter	
Temperature (°C)	26.03
pH (s.u.)	6.32
Specific Conductivity (µS/cm)	18.4
Disssolved Oxygen (mg/L)	7.94
Oxidation Reduction Potential (mV)	194.3
Turbidity (NTU)	17.82
Total Dissolved Solids (mg/L)	

PHOTO AT SAMPLE LOCATION



Observation of Sample Location:

Miscellaneous Observations:

Stormwater Sampling

Project Name:	Fayetteville Stormwater Sampling	Location ID:	5
Samplers:	CHARLES PACE,LUKE TART	Project Manager:	TRACY OVBHEY
Sampling Event:	P11 - Full		
Site:	Fayetteville Works	Date:	08-17-2021
		Time:	13:18

FIELD OBSERVATIONS

Weather Conditions:	Cloudy and Rain	Air Temp:	83.0	degrees F
Water Flow:	Flowing	Wind Speed:	5.0	mph
Water Quality Condition:	None			
Water Clarity:	Cloudy (>4" vis)			
Water Color:	Tan			
Water Odor:	None			

Other Significant Observations or Unusual Occurences:

Flow Reading:

SAMPLE DETAILS*

Sample ID:	STW-LOC-5-3-081721
QA/QC:	
Field Filtered:	No
Sampling Method:	ISCO
Sample Start Date:	08-17-2021
Sample Start Time:	13:02
Sample End Date:	08-17-2021
Sample End Time:	15:02
Sample Date:	08-17-2021
Sample Time:	15:02
Number of Cycles:	6
Total ISCO Run Time Hours:	3

ALL PARAMETERS ANALYZED

Table 3+ (21) LL Including HFPO-DA and PFHpA; 537
Mod (36)

*Note: Sample start time required for grab and composite samples. Sample end time required for composite samples only.

FIELD MEASUREMENTS**

Parameter	
Temperature (°C)	25.8
pH (s.u.)	6.52
Specific Conductivity (µS/cm)	19.84
Disssolved Oxygen (mg/L)	7.97
Oxidation Reduction Potential (mV)	190.2
Turbidity (NTU)	32.01
Total Dissolved Solids (mg/L)	

PHOTO AT SAMPLE LOCATION

Observation of Sample Location:

Miscellaneous Observations:

Stormwater Sampling

Project Name:	Fayetteville Stormwater Sampling	Location ID:	6B
Samplers:	BRANDON WEIDNER, CHARLES PACE	Project Manager:	TRACY OVBHEY
Sampling Event:	P11 -Dry		
Site:	Fayetteville Works	Date:	8/23/2021
		Time:	11:25

FIELD OBSERVATIONS

Weather Conditions:	Partly Sunny and None	Air Temp:	81.0	degrees F
Water Flow:	Flowing	Wind Speed:	3.0	mph
Water Quality Condition:	None			
Water Clarity:	Clear (see bottom)			
Water Color:	Colorless			
Water Odor:	None			

Other Significant Observations or Unusual Occurences:

Flow Reading:

SAMPLE DETAILS*

Sample ID:	STW-LOC-6B-082321
QA/QC:	
Field Filtered:	No
Sampling Method:	Grab
Sample Start Date:	-
Sample Start Time:	-
Sample End Date:	-
Sample End Time:	-
Sample Date:	8/23/2021
Sample Time:	11:25
Number of Cycles:	-
Total ISCO Run Time Hours:	-

ALL PARAMETERS ANALYZED


Table 3+ (21) LL Including HFPO-DA and PFHpA; 537 Mod (36)

*Note: Sample start time required for grab and composite samples. Sample end time required for composite samples only.

FIELD MEASUREMENTS**

Parameter	
Temperature (°C)	54.04
pH (s.u.)	7.24
Specific Conductivity (µS/cm)	6.06
Disssolved Oxygen (mg/L)	3.08
Oxidation Reduction Potential (mV)	116.5
Turbidity (NTU)	0.13
Total Dissolved Solids (mg/L)	

PHOTO AT SAMPLE LOCATION



Observation of Sample Location:

Miscellaneous Observations:

Stormwater Sampling

Project Name:	Fayetteville Stormwater Sampling	Location ID:	7A
Samplers:	BRANDON WEIDNER, TYLER PORRITT	Project Manager:	TRACY OVBHEY
Sampling Event:	P11 - Full		
Site:	Fayetteville Works	Date:	8/17/2021
		Time:	13:45

FIELD OBSERVATIONS

Weather Conditions:	Cloudy and Rain	Air Temp:	82.0	degrees F
Water Flow:	Flowing	Wind Speed:	4.0	mph
Water Quality Condition:	None			
Water Clarity:	Clear (see bottom)			
Water Color:	Colorless			
Water Odor:	None			

Other Significant Observations or Unusual Occurences:

Flow Reading:

SAMPLE DETAILS*

Sample ID:	STW-LOC-7A-6-081721
QA/QC:	DUP MS REP
Field Filtered:	No
Sampling Method:	ISCO
Sample Start Date:	08-17-2021
Sample Start Time:	13:44
Sample End Date:	08-17-2021
Sample End Time:	18:44
Sample Date:	08-17-2021
Sample Time:	18:44
Number of Cycles:	12
Total ISCO Run Time Hours:	6

ALL PARAMETERS ANALYZED

Table 3+ (21) LL Including HFPO-DA and PFHpA; 537 Mod (36)

*Note: Sample start time required for grab and composite samples. Sample end time required for composite samples only.

FIELD MEASUREMENTS**

Parameter	
Temperature (°C)	28.56
pH (s.u.)	7.19
Specific Conductivity (µS/cm)	121.09
Disssolved Oxygen (mg/L)	6.89
Oxidation Reduction Potential (mV)	177.9
Turbidity (NTU)	22.2
Total Dissolved Solids (mg/L)	

PHOTO AT SAMPLE LOCATION

Observation of Sample Location:

Miscellaneous Observations:

Stormwater Sampling

Project Name:	Fayetteville Stormwater Sampling	Location ID:	7B
Samplers:	BRANDON WEIDNER, TYLER PORRITT	Project Manager:	TRACY OVBHEY
Sampling Event:	P11 - Full		
Site:	Fayetteville Works	Date:	8/17/2021
		Time:	13:53

FIELD OBSERVATIONS

Weather Conditions:	Cloudy and Rain	Air Temp:	81.0	degrees F
Water Flow:	Flowing	Wind Speed:	3.0	mph
Water Quality Condition:	None			
Water Clarity:	Clear (see bottom)			
Water Color:	Colorless			
Water Odor:	None			

Other Significant Observations or Unusual Occurences:

Flow Reading:

SAMPLE DETAILS*

Sample ID:	STW-LOC-7B-6-081721
QA/QC:	
Field Filtered:	No
Sampling Method:	ISCO
Sample Start Date:	8/17/2021
Sample Start Time:	14:07
Sample End Date:	8/17/2021
Sample End Time:	19:07
Sample Date:	08-17-2021
Sample Time:	19:07
Number of Cycles:	12
Total ISCO Run Time Hours:	6

ALL PARAMETERS ANALYZED

Table 3+ (21) LL Including HFPO-DA and PFHpA; 537
Mod (36)

*Note: Sample start time required for grab and composite samples. Sample end time required for composite samples only.

FIELD MEASUREMENTS**

Parameter	
Temperature (°C)	27.72
pH (s.u.)	7.22
Specific Conductivity (µS/cm)	173.25
Disssolved Oxygen (mg/L)	6.84
Oxidation Reduction Potential (mV)	186.6
Turbidity (NTU)	11
Total Dissolved Solids (mg/L)	

PHOTO AT SAMPLE LOCATION

Observation of Sample Location:

Miscellaneous Observations:

Stormwater Sampling

Project Name:	Fayetteville Stormwater Sampling	Location ID:	7C
Samplers:	BRANDON WEIDNER, TYLER PORRITT	Project Manager:	TRACY OVBHEY
Sampling Event:	P11 - Full		
Site:	Fayetteville Works	Date:	8/17/2021
		Time:	14:25

FIELD OBSERVATIONS

Weather Conditions:	Cloudy and Rain	Air Temp:	81.0	degrees F
Water Flow:	Flowing	Wind Speed:	6.0	mph
Water Quality Condition:	None			
Water Clarity:	Clear (see bottom)			
Water Color:	Colorless			
Water Odor:	None			

Other Significant Observations or Unusual Occurences:

Flow Reading:

SAMPLE DETAILS*

Sample ID:	STW-LOC-7C-6-081721
QA/QC:	
Field Filtered:	No
Sampling Method:	ISCO
Sample Start Date:	08-17-2021
Sample Start Time:	14:07
Sample End Date:	8/17/2021
Sample End Time:	19:07
Sample Date:	8/17/2021
Sample Time:	19:07
Number of Cycles:	12
Total ISCO Run Time Hours:	6

ALL PARAMETERS ANALYZED


Table 3+ (21) LL Including HFPO-DA and PFHpA; 537 Mod (36)

*Note: Sample start time required for grab and composite samples. Sample end time required for composite samples only.

FIELD MEASUREMENTS**

Parameter	
Temperature (°C)	29.97
pH (s.u.)	6.99
Specific Conductivity (µS/cm)	139.86
Disssolved Oxygen (mg/L)	6.84
Oxidation Reduction Potential (mV)	199.5
Turbidity (NTU)	13
Total Dissolved Solids (mg/L)	

PHOTO AT SAMPLE LOCATION



Observation of Sample Location:

Miscellaneous Observations:

Stormwater Sampling

Project Name:	Fayetteville Stormwater Sampling	Location ID:	8
Samplers:	BRANDON WEIDNER, CHARLES PACE	Project Manager:	TRACY OVBHEY
Sampling Event:	P11 -Dry		
Site:	Fayetteville Works	Date:	08-23-2021
		Time:	09:48

FIELD OBSERVATIONS

Weather Conditions:	Partly Sunny and None	Air Temp:	83.0	degrees F
Water Flow:	Flowing	Wind Speed:	6.0	mph
Water Quality Condition:	None			
Water Clarity:	Clear (see bottom)			
Water Color:	Colorless			
Water Odor:	None			

Other Significant Observations or Unusual Occurences:

Flow Reading:

SAMPLE DETAILS*

Sample ID:	STW-LOC-8-4-082321
QA/QC:	DUP MS REP
Field Filtered:	No
Sampling Method:	ISCO
Sample Start Date:	08-23-2021
Sample Start Time:	09:57
Sample End Date:	8/23/2021
Sample End Time:	13:35
Sample Date:	8/23/2021
Sample Time:	13:35
Number of Cycles:	4
Total ISCO Run Time Hours:	4

ALL PARAMETERS ANALYZED

Table 3+ (21) LL Including HFPO-DA and PFHpA; 537
Mod (36)

*Note: Sample start time required for grab and composite samples. Sample end time required for composite samples only.

FIELD MEASUREMENTS**

Parameter	
Temperature (°C)	20.46
pH (s.u.)	7.97
Specific Conductivity (µS/cm)	1139.5
Disssolved Oxygen (mg/L)	7.29
Oxidation Reduction Potential (mV)	138.2
Turbidity (NTU)	2.74
Total Dissolved Solids (mg/L)	

PHOTO AT SAMPLE LOCATION

Observation of Sample Location:

Miscellaneous Observations:

Stormwater Sampling

Project Name:	Fayetteville Stormwater Sampling	Location ID:	9
Samplers:	CHARLES PACE,LUKE TART	Project Manager:	TRACY OVBHEY
Sampling Event:	P11 - Full		
Site:	Fayetteville Works	Date:	8/17/2021
		Time:	13:35

FIELD OBSERVATIONS

Weather Conditions:	Cloudy and Rain	Air Temp:	83.0	degrees F
Water Flow:	Flowing	Wind Speed:	6.0	mph
Water Quality Condition:	None			
Water Clarity:	Clear (see bottom)			
Water Color:	Colorless			
Water Odor:	None			

Other Significant Observations or Unusual Occurences:

Flow Reading:

SAMPLE DETAILS*

Sample ID:	STW-LOC-9-6-081721
QA/QC:	
Field Filtered:	No
Sampling Method:	ISCO
Sample Start Date:	8/17/2021
Sample Start Time:	13:23
Sample End Date:	8/17/2021
Sample End Time:	18:23
Sample Date:	08-17-2021
Sample Time:	18:23
Number of Cycles:	12
Total ISCO Run Time Hours:	6

ALL PARAMETERS ANALYZED

Table 3+ (21) LL Including HFPO-DA and PFHpA; 537
Mod (36)

*Note: Sample start time required for grab and composite samples. Sample end time required for composite samples only.

FIELD MEASUREMENTS**

Parameter	
Temperature (°C)	27.95
pH (s.u.)	6.74
Specific Conductivity (µS/cm)	132.12
Disssolved Oxygen (mg/L)	7.02
Oxidation Reduction Potential (mV)	412.3
Turbidity (NTU)	6.7
Total Dissolved Solids (mg/L)	

PHOTO AT SAMPLE LOCATION

Observation of Sample Location:

Miscellaneous Observations:

Stormwater Sampling

Project Name:	Fayetteville Stormwater Sampling	Location ID:	9A
Samplers:	BRANDON WEIDNER, CHARLES PACE	Project Manager:	TRACY OVBHEY
Sampling Event:	P11 -Dry		
Site:	Fayetteville Works	Date:	8/23/2021
		Time:	13:05

FIELD OBSERVATIONS

Weather Conditions:	Partly Sunny and None	Air Temp:	81.0	degrees F
Water Flow:	Flowing	Wind Speed:	2.0	mph
Water Quality Condition:	None			
Water Clarity:	Clear (see bottom)			
Water Color:	Colorless			
Water Odor:	None			

Other Significant Observations or Unusual Occurences:

Flow Reading:

SAMPLE DETAILS*

Sample ID:	STW-LOC-9A-082321
QA/QC:	
Field Filtered:	No
Sampling Method:	Grab
Sample Start Date:	
Sample Start Time:	
Sample End Date:	
Sample End Time:	
Sample Date:	8/23/2021
Sample Time:	13:10
Number of Cycles:	
Total ISCO Run Time Hours:	

ALL PARAMETERS ANALYZED


Table 3+ (21) LL Including HFPO-DA and PFHpA; 537 Mod (36)

*Note: Sample start time required for grab and composite samples. Sample end time required for composite samples only.

FIELD MEASUREMENTS**

Parameter	
Temperature (°C)	31.58
pH (s.u.)	7.07
Specific Conductivity (µS/cm)	144.95
Disssolved Oxygen (mg/L)	6.61
Oxidation Reduction Potential (mV)	221.6
Turbidity (NTU)	11.22
Total Dissolved Solids (mg/L)	

PHOTO AT SAMPLE LOCATION



Observation of Sample Location:

Miscellaneous Observations:

Stormwater Sampling

Project Name:	Fayetteville Stormwater Sampling	Location ID:	10A
Samplers:	CHARLES PACE,LUKE TART	Project Manager:	TRACY OVBHEY
Sampling Event:	P11 - Full		
Site:	Fayetteville Works	Date:	8/17/2021
		Time:	13:44

FIELD OBSERVATIONS

Weather Conditions:	Cloudy and Rain	Air Temp:	83.0	degrees F
Water Flow:	Standing	Wind Speed:	5.0	mph
Water Quality Condition:	None			
Water Clarity:	Clear (see bottom)			
Water Color:	Colorless			
Water Odor:	None			

Other Significant Observations or Unusual Occurences:

Flow Reading:

SAMPLE DETAILS*

Sample ID:	STW-LOC-10A-6-081721
QA/QC:	
Field Filtered:	No
Sampling Method:	ISCO
Sample Start Date:	8/17/2021
Sample Start Time:	12:56
Sample End Date:	8/17/2021
Sample End Time:	17:56
Sample Date:	08-17-2021
Sample Time:	17:56
Number of Cycles:	12
Total ISCO Run Time Hours:	6

ALL PARAMETERS ANALYZED

Table 3+ (21) LL Including HFPO-DA and PFHpA; 537
Mod (36)

*Note: Sample start time required for grab and composite samples. Sample end time required for composite samples only.

FIELD MEASUREMENTS**

Parameter	
Temperature (°C)	29.63
pH (s.u.)	7.1
Specific Conductivity (µS/cm)	135.76
Disssolved Oxygen (mg/L)	6.74
Oxidation Reduction Potential (mV)	466.7
Turbidity (NTU)	7.05
Total Dissolved Solids (mg/L)	

PHOTO AT SAMPLE LOCATION

Observation of Sample Location:

Miscellaneous Observations:

Stormwater Sampling

Project Name:	Fayetteville Stormwater Sampling	Location ID:	12
Samplers:	CHARLES PACE,LUKE TART	Project Manager:	TRACY OVBHEY
Sampling Event:	P11 - Full		
Site:	Fayetteville Works	Date:	8/17/2021
		Time:	13:39

FIELD OBSERVATIONS

Weather Conditions:	Cloudy and Rain	Air Temp:	83.0	degrees F
Water Flow:	Flowing	Wind Speed:	5.0	mph
Water Quality Condition:	None			
Water Clarity:	Clear (see bottom)			
Water Color:	Colorless			
Water Odor:	None			

Other Significant Observations or Unusual Occurences:

Flow Reading:

SAMPLE DETAILS*

Sample ID:	STW-LOC-12-6-081721
QA/QC:	
Field Filtered:	No
Sampling Method:	ISCO
Sample Start Date:	08-17-2021
Sample Start Time:	13:26
Sample End Date:	8/17/2021
Sample End Time:	18:26
Sample Date:	08-17-2021
Sample Time:	18:26
Number of Cycles:	12
Total ISCO Run Time Hours:	6

ALL PARAMETERS ANALYZED


Table 3+ (21) LL Including HFPO-DA and PFHpA; 537 Mod (36)

*Note: Sample start time required for grab and composite samples. Sample end time required for composite samples only.

FIELD MEASUREMENTS**

Parameter	
Temperature (°C)	29.03
pH (s.u.)	7.3
Specific Conductivity (µS/cm)	187.87
Disssolved Oxygen (mg/L)	7.36
Oxidation Reduction Potential (mV)	348.6
Turbidity (NTU)	0
Total Dissolved Solids (mg/L)	

PHOTO AT SAMPLE LOCATION



Observation of Sample Location:

Miscellaneous Observations:

Stormwater Sampling

Project Name:	Fayetteville Stormwater Sampling	Location ID:	13
Samplers:	BRANDON WEIDNER, TYLER PORRITT	Project Manager:	TRACY OVBHEY
Sampling Event:	P11 - Full		
Site:	Fayetteville Works	Date:	08-17-2021
		Time:	14:10

FIELD OBSERVATIONS

Weather Conditions:	Cloudy and Rain	Air Temp:	83.0	degrees F
Water Flow:	Flowing	Wind Speed:	7.0	mph
Water Quality Condition:	None			
Water Clarity:	Clear (see bottom)			
Water Color:	Colorless			
Water Odor:	None			

Other Significant Observations or Unusual Occurences:

Flow Reading:

SAMPLE DETAILS*

Sample ID:	STW-LOC-13-6-081721
QA/QC:	
Field Filtered:	No
Sampling Method:	ISCO
Sample Start Date:	8/17/2021
Sample Start Time:	14:03
Sample End Date:	08-17-2021
Sample End Time:	19:03
Sample Date:	08-17-2021
Sample Time:	19:03
Number of Cycles:	12
Total ISCO Run Time Hours:	6

ALL PARAMETERS ANALYZED

Table 3+ (21) LL Including HFPO-DA and PFHpA; 537 Mod (36)

*Note: Sample start time required for grab and composite samples. Sample end time required for composite samples only.

FIELD MEASUREMENTS**

Parameter	
Temperature (°C)	29.63
pH (s.u.)	7.11
Specific Conductivity (µS/cm)	139.86
Disssolved Oxygen (mg/L)	6.84
Oxidation Reduction Potential (mV)	199.5
Turbidity (NTU)	13
Total Dissolved Solids (mg/L)	

PHOTO AT SAMPLE LOCATION



Observation of Sample Location:

Miscellaneous Observations:

Stormwater Sampling

Project Name:	Fayetteville Stormwater Sampling	Location ID:	14
Samplers:	CHARLES PACE,LUKE TART	Project Manager:	TRACY OVBHEY
Sampling Event:	P11 - Full		
Site:	Fayetteville Works	Date:	8/17/2021
		Time:	13:36

FIELD OBSERVATIONS

Weather Conditions:	Cloudy and Rain	Air Temp:	83.0	degrees F
Water Flow:	Flowing	Wind Speed:	5.0	mph
Water Quality Condition:	None			
Water Clarity:	Clear (see bottom)			
Water Color:	Colorless			
Water Odor:	None			

Other Significant Observations or Unusual Occurences:

Flow Reading:

SAMPLE DETAILS*

Sample ID:	STW-LOC-14-6-081721
QA/QC:	
Field Filtered:	No
Sampling Method:	ISCO
Sample Start Date:	8/17/2021
Sample Start Time:	13:22
Sample End Date:	08-17-2021
Sample End Time:	18:22
Sample Date:	08-17-2021
Sample Time:	18:22
Number of Cycles:	12
Total ISCO Run Time Hours:	6

ALL PARAMETERS ANALYZED


Table 3+ (21) LL Including HFPO-DA and PFHpA; 537 Mod (36)

*Note: Sample start time required for grab and composite samples. Sample end time required for composite samples only.

FIELD MEASUREMENTS**

Parameter	
Temperature (°C)	34.27
pH (s.u.)	7.7
Specific Conductivity (µS/cm)	193.85
Disssolved Oxygen (mg/L)	6.89
Oxidation Reduction Potential (mV)	291.3
Turbidity (NTU)	0
Total Dissolved Solids (mg/L)	

PHOTO AT SAMPLE LOCATION



Observation of Sample Location:

Miscellaneous Observations:

Stormwater Sampling

Project Name:	Fayetteville Stormwater Sampling	Location ID:	15
Samplers:	BRANDON WEIDNER, TYLER PORRITT	Project Manager:	TRACY OVBHEY
Sampling Event:	P11 - Full		
Site:	Fayetteville Works	Date:	08-17-2021
		Time:	14:00

FIELD OBSERVATIONS

Weather Conditions:	Cloudy and Rain	Air Temp:	81.0	degrees F
Water Flow:	Flowing	Wind Speed:	3.0	mph
Water Quality Condition:	None			
Water Clarity:	Clear (see bottom)			
Water Color:	Colorless			
Water Odor:	None			

Other Significant Observations or Unusual Occurences:

Flow Reading:

SAMPLE DETAILS*

Sample ID:	STW-LOC-15-6-081721
QA/QC:	
Field Filtered:	No
Sampling Method:	ISCO
Sample Start Date:	08-17-2021
Sample Start Time:	13:01
Sample End Date:	8/17/2021
Sample End Time:	18:01
Sample Date:	08-17-2021
Sample Time:	18:01
Number of Cycles:	12
Total ISCO Run Time Hours:	6

ALL PARAMETERS ANALYZED


Table 3+ (21) LL Including HFPO-DA and PFHpA; 537 Mod (36)

*Note: Sample start time required for grab and composite samples. Sample end time required for composite samples only.

FIELD MEASUREMENTS**

Parameter	
Temperature (°C)	29.99
pH (s.u.)	7.44
Specific Conductivity (µS/cm)	120.13
Disssolved Oxygen (mg/L)	6.71
Oxidation Reduction Potential (mV)	209.2
Turbidity (NTU)	14.6
Total Dissolved Solids (mg/L)	

PHOTO AT SAMPLE LOCATION



Observation of Sample Location:

Miscellaneous Observations:

Stormwater Sampling

Project Name:	Fayetteville Stormwater Sampling	Location ID:	18
Samplers:	BRANDON WEIDNER,CHARLES PACE	Project Manager:	TRACY OVBHEY
Sampling Event:	P11 -Dry		
Site:	Fayetteville Works	Date:	08-23-2021
		Time:	11:42

FIELD OBSERVATIONS

Weather Conditions:	Partly Cloudy and None	Air Temp:	82.0	degrees F
Water Flow:	Flowing	Wind Speed:	4.0	mph
Water Quality Condition:	None			
Water Clarity:	Cloudy (>4" vis)			
Water Color:	Colorless			
Water Odor:	None			

Other Significant Observations or Unusual Occurences:

Flow Reading:

SAMPLE DETAILS*

Sample ID:	STW-LOC-18-4-082321
QA/QC:	
Field Filtered:	No
Sampling Method:	ISCO
Sample Start Date:	8/23/2021
Sample Start Time:	11:22
Sample End Date:	8/23/2021
Sample End Time:	14:22
Sample Date:	8/23/2021
Sample Time:	14:22
Number of Cycles:	4
Total ISCO Run Time Hours:	4

ALL PARAMETERS ANALYZED


Table 3+ (21) LL Including HFPO-DA and PFHpA; 537 Mod (36)

*Note: Sample start time required for grab and composite samples. Sample end time required for composite samples only.

FIELD MEASUREMENTS**

Parameter	
Temperature (°C)	27.88
pH (s.u.)	9.16
Specific Conductivity (µS/cm)	115.02
Disssolved Oxygen (mg/L)	6.32
Oxidation Reduction Potential (mV)	48
Turbidity (NTU)	83.99
Total Dissolved Solids (mg/L)	

PHOTO AT SAMPLE LOCATION



Observation of Sample Location:

Miscellaneous Observations:

Stormwater Sampling

Project Name:	Fayetteville Stormwater Sampling	Location ID:	19A
Samplers:	BRANDON WEIDNER, CHARLES PACE	Project Manager:	TRACY OVBHEY
Sampling Event:	P11 -Dry		
Site:	Fayetteville Works	Date:	8/23/2021
		Time:	10:02

FIELD OBSERVATIONS

Weather Conditions:	Partly Sunny and None	Air Temp:	83.0	degrees F
Water Flow:	Flowing	Wind Speed:	3.0	mph
Water Quality Condition:	None			
Water Clarity:	Cloudy (>4" vis)			
Water Color:	Colorless			
Water Odor:	None			

Other Significant Observations or Unusual Occurences:

Flow Reading:

SAMPLE DETAILS*

Sample ID:	STW-LOC-19A-082321
QA/QC:	
Field Filtered:	No
Sampling Method:	Grab
Sample Start Date:	-
Sample Start Time:	-
Sample End Date:	-
Sample End Time:	-
Sample Date:	08-23-2021
Sample Time:	10:15
Number of Cycles:	-
Total ISCO Run Time Hours:	-

ALL PARAMETERS ANALYZED

Table 3+ (21) LL Including HFPO-DA and PFHpA; 537 Mod (36)

*Note: Sample start time required for grab and composite samples. Sample end time required for composite samples only.

FIELD MEASUREMENTS**

Parameter	
Temperature (°C)	29.04
pH (s.u.)	8.42
Specific Conductivity (µS/cm)	189
Disssolved Oxygen (mg/L)	6.21
Oxidation Reduction Potential (mV)	8.5
Turbidity (NTU)	40.71
Total Dissolved Solids (mg/L)	

PHOTO AT SAMPLE LOCATION



Observation of Sample Location:

Miscellaneous Observations:

Stormwater Sampling

Project Name:	Fayetteville Stormwater Sampling	Location ID:	19B
Samplers:	BRANDON WEIDNER, CHARLES PACE	Project Manager:	TRACY OVBHEY
Sampling Event:	P11 -Dry		
Site:	Fayetteville Works	Date:	8/23/2021
		Time:	10:02

FIELD OBSERVATIONS

Weather Conditions:	Partly Sunny and None	Air Temp:	82.0	degrees F
Water Flow:	Flowing	Wind Speed:	4.0	mph
Water Quality Condition:	None			
Water Clarity:	Cloudy (>4" vis)			
Water Color:	Colorless			
Water Odor:	None			

Other Significant Observations or Unusual Occurences:

Flow Reading:

SAMPLE DETAILS*

Sample ID:	STW-LOC-19B-082321
QA/QC:	
Field Filtered:	No
Sampling Method:	-
Sample Start Date:	-
Sample Start Time:	-
Sample End Date:	-
Sample End Time:	-
Sample Date:	08-23-2021
Sample Time:	10:20
Number of Cycles:	-
Total ISCO Run Time Hours:	-

ALL PARAMETERS ANALYZED


Table 3+ (21) LL Including HFPO-DA and PFHpA; 537 Mod (36)

*Note: Sample start time required for grab and composite samples. Sample end time required for composite samples only.

FIELD MEASUREMENTS**

Parameter	
Temperature (°C)	38.21
pH (s.u.)	8.01
Specific Conductivity (µS/cm)	92.33
Disssolved Oxygen (mg/L)	6
Oxidation Reduction Potential (mV)	32.2
Turbidity (NTU)	31.61
Total Dissolved Solids (mg/L)	

PHOTO AT SAMPLE LOCATION



Observation of Sample Location:

Miscellaneous Observations:

Stormwater Sampling

Project Name:	Fayetteville Stormwater Sampling	Location ID:	20
Samplers:	BRANDON WEIDNER, TYLER PORRITT	Project Manager:	TRACY OVBHEY
Sampling Event:	P11 - Full		
Site:	Fayetteville Works	Date:	08-17-2021
		Time:	13:30

FIELD OBSERVATIONS

Weather Conditions:	Cloudy and Rain	Air Temp:	83.0	degrees F
Water Flow:	Flowing	Wind Speed:	5.0	mph
Water Quality Condition:	None			
Water Clarity:	Clear (see bottom)			
Water Color:	Colorless			
Water Odor:	None			

Other Significant Observations or Unusual Occurences:

Flow Reading:

SAMPLE DETAILS*

Sample ID:	STW-LOC-20-6-081721
QA/QC:	
Field Filtered:	No
Sampling Method:	ISCO
Sample Start Date:	8/17/2021
Sample Start Time:	13:56
Sample End Date:	08-17-2021
Sample End Time:	18:56
Sample Date:	08-17-2021
Sample Time:	18:56
Number of Cycles:	12
Total ISCO Run Time Hours:	6

ALL PARAMETERS ANALYZED


Table 3+ (21) LL Including HFPO-DA and PFHpA; 537 Mod (36)

*Note: Sample start time required for grab and composite samples. Sample end time required for composite samples only.

FIELD MEASUREMENTS**

Parameter	
Temperature (°C)	28.1
pH (s.u.)	6.5
Specific Conductivity (µS/cm)	163.32
Disssolved Oxygen (mg/L)	6.87
Oxidation Reduction Potential (mV)	153
Turbidity (NTU)	6.07
Total Dissolved Solids (mg/L)	

PHOTO AT SAMPLE LOCATION



Observation of Sample Location:

Miscellaneous Observations:

Stormwater Sampling

Project Name:	Fayetteville Stormwater Sampling	Location ID:	21A
Samplers:	BRANDON WEIDNER,CHARLES PACE	Project Manager:	TRACY OVBHEY
Sampling Event:	P11 -Dry		
Site:	Fayetteville Works	Date:	08-23-2024
		Time:	13:12

FIELD OBSERVATIONS

Weather Conditions:	Partly Sunny and None	Air Temp:	85.0	degrees F
Water Flow:	Flowing	Wind Speed:	4.0	mph
Water Quality Condition:	None			
Water Clarity:	Clear (see bottom)			
Water Color:	Colorless			
Water Odor:	None			

Other Significant Observations or Unusual Occurences:

Flow Reading:

SAMPLE DETAILS*

Sample ID:	STW-LOC-21A-082321
QA/QC:	
Field Filtered:	No
Sampling Method:	Grab
Sample Start Date:	-
Sample Start Time:	-
Sample End Date:	-
Sample End Time:	-
Sample Date:	8/23/2021
Sample Time:	13:20
Number of Cycles:	-
Total ISCO Run Time Hours:	-

ALL PARAMETERS ANALYZED


Table 3+ (21) LL Including HFPO-DA and PFHpA; 537 Mod (36)

*Note: Sample start time required for grab and composite samples. Sample end time required for composite samples only.

FIELD MEASUREMENTS**

Parameter	
Temperature (°C)	31.85
pH (s.u.)	7.09
Specific Conductivity (µS/cm)	182.02
Disssolved Oxygen (mg/L)	7.05
Oxidation Reduction Potential (mV)	191.5
Turbidity (NTU)	11.17
Total Dissolved Solids (mg/L)	

PHOTO AT SAMPLE LOCATION



Observation of Sample Location:

Miscellaneous Observations:

Stormwater Sampling

Project Name:	Fayetteville Stormwater Sampling	Location ID:	22
Samplers:	BRANDON WEIDNER, CHARLES PACE	Project Manager:	TRACY OVBHEY
Sampling Event:	P11 -Dry		
Site:	Fayetteville Works	Date:	08-23-2021
		Time:	10:02

FIELD OBSERVATIONS

Weather Conditions:	Partly Sunny and None	Air Temp:	82.0	degrees F
Water Flow:	Flowing	Wind Speed:	5.0	mph
Water Quality Condition:	None			
Water Clarity:	Cloudy (>4" vis)			
Water Color:	Colorless			
Water Odor:	None			

Other Significant Observations or Unusual Occurences:

Flow Reading:

SAMPLE DETAILS*

Sample ID:	STW-LOC-22-4-082321
QA/QC:	
Field Filtered:	No
Sampling Method:	ISCO
Sample Start Date:	8/23/2021
Sample Start Time:	10:44
Sample End Date:	8/23/2021
Sample End Time:	13:44
Sample Date:	08-23-2021
Sample Time:	13:44
Number of Cycles:	4
Total ISCO Run Time Hours:	4

ALL PARAMETERS ANALYZED

Table 3+ (21) LL Including HFPO-DA and PFHpA; 537 Mod (36)

*Note: Sample start time required for grab and composite samples. Sample end time required for composite samples only.

FIELD MEASUREMENTS**

Parameter	
Temperature (°C)	30.42
pH (s.u.)	9.42
Specific Conductivity (µS/cm)	258.78
Disssolved Oxygen (mg/L)	5.96
Oxidation Reduction Potential (mV)	-26.5
Turbidity (NTU)	59.31
Total Dissolved Solids (mg/L)	

PHOTO AT SAMPLE LOCATION



Observation of Sample Location:

Miscellaneous Observations:

Stormwater Sampling

Project Name:	Fayetteville Stormwater Sampling	Location ID:	23C-1
Samplers:	BRANDON WEIDNER, CHARLES PACE	Project Manager:	TRACY OVBHEY
Sampling Event:	P11 -Dry		
Site:	Fayetteville Works	Date:	08-23-2021
		Time:	11:26

FIELD OBSERVATIONS

Weather Conditions:	Sunny and None	Air Temp:	81.0	degrees F
Water Flow:	Flowing	Wind Speed:	3.0	mph
Water Quality Condition:	None			
Water Clarity:	Clear (see bottom)			
Water Color:	Colorless			
Water Odor:	None			

Other Significant Observations or Unusual Occurences:

Flow Reading:

SAMPLE DETAILS*

Sample ID:	STW-LOC-23C-1-4-082321
QA/QC:	
Field Filtered:	No
Sampling Method:	ISCO
Sample Start Date:	08-23-2021
Sample Start Time:	12:51
Sample End Date:	8/23/2021
Sample End Time:	15:51
Sample Date:	08-23-2021
Sample Time:	15:51
Number of Cycles:	4
Total ISCO Run Time Hours:	4

ALL PARAMETERS ANALYZED


Table 3+ (21) LL Including HFPO-DA and PFHpA; 537 Mod (36)

*Note: Sample start time required for grab and composite samples. Sample end time required for composite samples only.

FIELD MEASUREMENTS**

Parameter	
Temperature (°C)	33.08
pH (s.u.)	6.36
Specific Conductivity (µS/cm)	106.99
Disssolved Oxygen (mg/L)	6.63
Oxidation Reduction Potential (mV)	97.6
Turbidity (NTU)	1
Total Dissolved Solids (mg/L)	

PHOTO AT SAMPLE LOCATION



Observation of Sample Location:

Miscellaneous Observations:

Stormwater Sampling

Project Name:	Fayetteville Stormwater Sampling	Location ID:	23C-2
Samplers:	BRANDON WEIDNER,CHARLES PACE	Project Manager:	TRACY OVBHEY
Sampling Event:	P11 -Dry		
Site:	Fayetteville Works	Date:	08-23-2021
		Time:	11:12

FIELD OBSERVATIONS

Weather Conditions:	Partly Cloudy and None	Air Temp:	82.0	degrees F
Water Flow:	Flowing	Wind Speed:	5.0	mph
Water Quality Condition:	None			
Water Clarity:	Clear (see bottom)			
Water Color:	Colorless			
Water Odor:	None			

Other Significant Observations or Unusual Occurences:

Flow Reading:

SAMPLE DETAILS*

Sample ID:	STW-LOC-23C-2-4-082321
QA/QC:	
Field Filtered:	No
Sampling Method:	ISCO
Sample Start Date:	8/23/2021
Sample Start Time:	11:50
Sample End Date:	8/23/2021
Sample End Time:	14:50
Sample Date:	08-23-2021
Sample Time:	14:50
Number of Cycles:	4
Total ISCO Run Time Hours:	4

ALL PARAMETERS ANALYZED


Table 3+ (21) LL Including HFPO-DA and PFHpA; 537 Mod (36)

*Note: Sample start time required for grab and composite samples. Sample end time required for composite samples only.

FIELD MEASUREMENTS**

Parameter	
Temperature (°C)	33.06
pH (s.u.)	7.72
Specific Conductivity (µS/cm)	170.47
Disssolved Oxygen (mg/L)	6.55
Oxidation Reduction Potential (mV)	90.5
Turbidity (NTU)	0
Total Dissolved Solids (mg/L)	

PHOTO AT SAMPLE LOCATION



Observation of Sample Location:

Miscellaneous Observations:

Stormwater Sampling

Project Name:	Fayetteville Stormwater Sampling	Location ID:	23C-3
Samplers:	BRANDON WEIDNER,CHARLES PACE	Project Manager:	TRACY OVBHEY
Sampling Event:	P11 -Dry		
Site:	Fayetteville Works	Date:	8/23/2021
		Time:	10:52

FIELD OBSERVATIONS

Weather Conditions:	Partly Sunny and None	Air Temp:	82.0	degrees F
Water Flow:	Flowing	Wind Speed:	3.0	mph
Water Quality Condition:	None			
Water Clarity:	Cloudy (>4" vis)			
Water Color:	Brown			
Water Odor:	None			

Other Significant Observations or Unusual Occurences:

Flow Reading:

SAMPLE DETAILS*

Sample ID:	STW-LOC-23C-3-4-082321
QA/QC:	
Field Filtered:	No
Sampling Method:	ISCO
Sample Start Date:	8/23/2021
Sample Start Time:	11:31
Sample End Date:	8/23/2021
Sample End Time:	14:31
Sample Date:	08-23-2021
Sample Time:	14:31
Number of Cycles:	4
Total ISCO Run Time Hours:	4

ALL PARAMETERS ANALYZED


Table 3+ (21) LL Including HFPO-DA and PFHpA; 537 Mod (36)

*Note: Sample start time required for grab and composite samples. Sample end time required for composite samples only.

FIELD MEASUREMENTS**

Parameter	
Temperature (°C)	30.28
pH (s.u.)	7.95
Specific Conductivity (µS/cm)	137.38
Disssolved Oxygen (mg/L)	6.37
Oxidation Reduction Potential (mV)	12.2
Turbidity (NTU)	67.06
Total Dissolved Solids (mg/L)	

PHOTO AT SAMPLE LOCATION



Observation of Sample Location:

Miscellaneous Observations:

Stormwater Sampling

Project Name:	Fayetteville Stormwater Sampling	Location ID:	1
Samplers:	KEN STUART,LUKE TART	Project Manager:	TRACY OVBHEY
Sampling Event:	P11 - Wet		
Site:	Fayetteville Works	Date:	09-22-2021
		Time:	15:13

FIELD OBSERVATIONS

Weather Conditions:	Cloudy and None	Air Temp:	80.0	degrees F
Water Flow:	Flowing	Wind Speed:	9.0	mph
Water Quality Condition:	None			
Water Clarity:	Clear (see bottom)			
Water Color:	Colorless			
Water Odor:	None			

Other Significant Observations or Unusual Occurences:

Flow Reading:

SAMPLE DETAILS*

Sample ID:	STW-LOC-1-8-092121
QA/QC:	--
Field Filtered:	No
Sampling Method:	ISCO
Sample Start Date:	09-21-2021
Sample Start Time:	09:16
Sample End Date:	09-21-2021
Sample End Time:	16:46
Sample Date:	09-21-2021
Sample Time:	16:46
Number of Cycles:	16
Total ISCO Run Time Hours:	8

ALL PARAMETERS ANALYZED

537 MOD (HOLD) | Table 3+ (21) LL Including HFPO-DA and PFHpA

*Note: Sample start time required for grab and composite samples. Sample end time required for composite samples only.

FIELD MEASUREMENTS**

Parameter	
Temperature (°C)	24.83
pH (s.u.)	7.67
Specific Conductivity (µS/cm)	133.05
Disssolved Oxygen (mg/L)	7.29
Oxidation Reduction Potential (mV)	104.2
Turbidity (NTU)	6.29
Total Dissolved Solids (mg/L)	--

PHOTO AT SAMPLE LOCATION



Observation of Sample Location:

Miscellaneous Observations:

Stormwater Sampling

Project Name:	Fayetteville Stormwater Sampling	Location ID:	2
Samplers:	KEN STUART,LUKE TART	Project Manager:	TRACY OVBHEY
Sampling Event:	P11 - Wet		
Site:	Fayetteville Works	Date:	09-22-2021
		Time:	15:41

FIELD OBSERVATIONS

Weather Conditions:	Partly Cloudy and None	Air Temp:	80.0	degrees F
Water Flow:	Flowing	Wind Speed:	8.0	mph
Water Quality Condition:	None			
Water Clarity:	Clear (see bottom)			
Water Color:	Colorless			
Water Odor:	None			

Other Significant Observations or Unusual Occurences:

Flow Reading:

SAMPLE DETAILS*

Sample ID:	STW-LOC-2-8-092121
QA/QC:	--
Field Filtered:	No
Sampling Method:	ISCO
Sample Start Date:	09-21-2021
Sample Start Time:	09:21
Sample End Date:	09-21-2021
Sample End Time:	16:51
Sample Date:	09-21-2021
Sample Time:	16:51
Number of Cycles:	16
Total ISCO Run Time Hours:	8

ALL PARAMETERS ANALYZED

537 MOD (HOLD) | Table 3+ (21) LL Including HFPO-DA and PFHpA

*Note: Sample start time required for grab and composite samples. Sample end time required for composite samples only.

FIELD MEASUREMENTS**

Parameter	
Temperature (°C)	24.74
pH (s.u.)	7.27
Specific Conductivity (µS/cm)	69.63
Disssolved Oxygen (mg/L)	7.59
Oxidation Reduction Potential (mV)	75.5
Turbidity (NTU)	13.93
Total Dissolved Solids (mg/L)	--

PHOTO AT SAMPLE LOCATION



Observation of Sample Location:

Miscellaneous Observations:

Stormwater Sampling

Project Name:	Fayetteville Stormwater Sampling	Location ID:	3
Samplers:	KEN STUART,LUKE TART	Project Manager:	TRACY OVBHEY
Sampling Event:	P11 - Wet		
Site:	Fayetteville Works	Date:	09-22-2021
		Time:	15:48

FIELD OBSERVATIONS

Weather Conditions:	Partly Cloudy and None	Air Temp:	80.0	degrees F
Water Flow:	Flowing	Wind Speed:	8.0	mph
Water Quality Condition:	None			
Water Clarity:	Clear (see bottom)			
Water Color:	Colorless			
Water Odor:	None			

Other Significant Observations or Unusual Occurences:

Flow Reading:

SAMPLE DETAILS*

Sample ID:	STW-LOC-3-8-092121
QA/QC:	--
Field Filtered:	No
Sampling Method:	ISCO
Sample Start Date:	09-21-2021
Sample Start Time:	09:11
Sample End Date:	09-21-2021
Sample End Time:	16:41
Sample Date:	09-21-2021
Sample Time:	16:41
Number of Cycles:	16
Total ISCO Run Time Hours:	8

ALL PARAMETERS ANALYZED

537 MOD (HOLD) | Table 3+ (21) LL Including HFPO-DA and PFHpA

*Note: Sample start time required for grab and composite samples. Sample end time required for composite samples only.

FIELD MEASUREMENTS**

Parameter	
Temperature (°C)	24.91
pH (s.u.)	6.6
Specific Conductivity (µS/cm)	61.87
Disssolved Oxygen (mg/L)	7.8
Oxidation Reduction Potential (mV)	97.4
Turbidity (NTU)	3.48
Total Dissolved Solids (mg/L)	--

PHOTO AT SAMPLE LOCATION



Observation of Sample Location:

Miscellaneous Observations:

Stormwater Sampling

Project Name:	Fayetteville Stormwater Sampling	Location ID:	4
Samplers:	KEN STUART,LUKE TART	Project Manager:	TRACY OVBHEY
Sampling Event:	P11 - Wet		
Site:	Fayetteville Works	Date:	09-22-2021
		Time:	15:31

FIELD OBSERVATIONS

Weather Conditions:	Partly Cloudy and None	Air Temp:	80.0	degrees F
Water Flow:	Flowing	Wind Speed:	9.0	mph
Water Quality Condition:	None			
Water Clarity:	Clear (see bottom)			
Water Color:	Colorless			
Water Odor:	None			

Other Significant Observations or Unusual Occurences:

Flow Reading:

SAMPLE DETAILS*

Sample ID:	STW-LOC-4-8-092121
QA/QC:	--
Field Filtered:	No
Sampling Method:	ISCO
Sample Start Date:	09-21-2021
Sample Start Time:	09:35
Sample End Date:	09-21-2021
Sample End Time:	17:05
Sample Date:	09-21-2021
Sample Time:	17:05
Number of Cycles:	16
Total ISCO Run Time Hours:	8

ALL PARAMETERS ANALYZED


537 MOD (HOLD) | Table 3+ (21) LL Including HFPO-DA and PFHpA

*Note: Sample start time required for grab and composite samples. Sample end time required for composite samples only.

FIELD MEASUREMENTS**

Parameter	
Temperature (°C)	24.83
pH (s.u.)	6.03
Specific Conductivity (µS/cm)	63.27
Disssolved Oxygen (mg/L)	7.88
Oxidation Reduction Potential (mV)	111.1
Turbidity (NTU)	1.23
Total Dissolved Solids (mg/L)	--

PHOTO AT SAMPLE LOCATION



Observation of Sample Location:

Miscellaneous Observations:

Stormwater Sampling

Project Name:	Fayetteville Stormwater Sampling	Location ID:	5
Samplers:	KEN STUART,LUKE TART	Project Manager:	TRACY OVBHEY
Sampling Event:	P11 - Wet		
Site:	Fayetteville Works	Date:	09-22-2021
		Time:	15:22

FIELD OBSERVATIONS

Weather Conditions:	Partly Cloudy and None	Air Temp:	80.0	degrees F
Water Flow:	Flowing	Wind Speed:	8.0	mph
Water Quality Condition:	Solids			
Water Clarity:	Clear (see bottom)			
Water Color:	Colorless			
Water Odor:	None			

Other Significant Observations or Unusual Occurences:

Flow Reading:

SAMPLE DETAILS*

Sample ID:	STW-LOC-5-7-092121
QA/QC:	--
Field Filtered:	No
Sampling Method:	ISCO
Sample Start Date:	09-21-2021
Sample Start Time:	10:04
Sample End Date:	09-21-2021
Sample End Time:	16:34
Sample Date:	09-21-2021
Sample Time:	16:34
Number of Cycles:	14
Total ISCO Run Time Hours:	7

ALL PARAMETERS ANALYZED

537 MOD (HOLD) | Table 3+ (21) LL Including HFPO-DA and PFHpA

*Note: Sample start time required for grab and composite samples. Sample end time required for composite samples only.

FIELD MEASUREMENTS**

Parameter	
Temperature (°C)	24.21
pH (s.u.)	7.11
Specific Conductivity (µS/cm)	480.47
Disssolved Oxygen (mg/L)	7.82
Oxidation Reduction Potential (mV)	123.3
Turbidity (NTU)	49.07
Total Dissolved Solids (mg/L)	--

PHOTO AT SAMPLE LOCATION



Observation of Sample Location:

Miscellaneous Observations:

Stormwater Sampling

Project Name:	Fayetteville Stormwater Sampling	Location ID:	6B
Samplers:	JELANI GILL, SHARON MORAN	Project Manager:	TRACY OVBHEY
Sampling Event:	P11 -Dry		
Site:	Fayetteville Works	Date:	09-23-2021
		Time:	12:20

FIELD OBSERVATIONS

Weather Conditions:	Sunny and None	Air Temp:	77.0	degrees F
Water Flow:	Flowing	Wind Speed:	9.0	mph
Water Quality Condition:	None			
Water Clarity:	Clear (see bottom)			
Water Color:	Colorless			
Water Odor:	None			

Other Significant Observations or Unusual Occurences:

Flow Reading:

SAMPLE DETAILS*

Sample ID:	STW-LOC-6B-092321
QA/QC:	--
Field Filtered:	No
Sampling Method:	Grab
Sample Start Date:	--
Sample Start Time:	--
Sample End Date:	--
Sample End Time:	--
Sample Date:	09-23-2021
Sample Time:	12:35
Number of Cycles:	--
Total ISCO Run Time Hours:	--

ALL PARAMETERS ANALYZED


537 MOD (HOLD) | Table 3+ (21) LL Including HFPO-DA and PFHpA

*Note: Sample start time required for grab and composite samples. Sample end time required for composite samples only.

FIELD MEASUREMENTS**

Parameter	
Temperature (°C)	48.77
pH (s.u.)	7.36
Specific Conductivity (µS/cm)	14.67
Disssolved Oxygen (mg/L)	5.06
Oxidation Reduction Potential (mV)	52.7
Turbidity (NTU)	652.23
Total Dissolved Solids (mg/L)	--

PHOTO AT SAMPLE LOCATION



Observation of Sample Location:

Sample out of pipe onsite, temperature was noted to be hot to the touch.

Miscellaneous Observations:

Stormwater Sampling

Project Name:	Fayetteville Stormwater Sampling	Location ID:	7A
Samplers:	KEN STUART,LUKE TART	Project Manager:	TRACY OVBHEY
Sampling Event:	P11 - Wet		
Site:	Fayetteville Works	Date:	09-22-2021
		Time:	13:35

FIELD OBSERVATIONS

Weather Conditions:	Cloudy and None	Air Temp:	80.0	degrees F
Water Flow:	Flowing	Wind Speed:	7.0	mph
Water Quality Condition:	None			
Water Clarity:	Clear (see bottom)			
Water Color:	Colorless			
Water Odor:	None			

Other Significant Observations or Unusual Occurences:

Flow Reading:

SAMPLE DETAILS*

Sample ID:	STW-LOC-7A-9-092121
QA/QC:	--
Field Filtered:	No
Sampling Method:	ISCO
Sample Start Date:	09-21-2021
Sample Start Time:	08:45
Sample End Date:	09-21-2021
Sample End Time:	17:15
Sample Date:	09-21-2021
Sample Time:	17:15
Number of Cycles:	18
Total ISCO Run Time Hours:	9

ALL PARAMETERS ANALYZED

537 MOD (HOLD) | Table 3+ (21) LL Including HFPO-DA and PFHpA

*Note: Sample start time required for grab and composite samples. Sample end time required for composite samples only.

FIELD MEASUREMENTS**

Parameter	
Temperature (°C)	24.81
pH (s.u.)	7.38
Specific Conductivity (µS/cm)	57.88
Disssolved Oxygen (mg/L)	7.4
Oxidation Reduction Potential (mV)	109.8
Turbidity (NTU)	39.6
Total Dissolved Solids (mg/L)	--

PHOTO AT SAMPLE LOCATION



Observation of Sample Location:

Miscellaneous Observations:

Stormwater Sampling

Project Name:	Fayetteville Stormwater Sampling	Location ID:	7B
Samplers:	KEN STUART,LUKE TART	Project Manager:	TRACY OVBHEY
Sampling Event:	P11 - Wet		
Site:	Fayetteville Works	Date:	09-22-2021
		Time:	13:46

FIELD OBSERVATIONS

Weather Conditions:	Sunny and None	Air Temp:	80.0	degrees F
Water Flow:	Flowing	Wind Speed:	8.0	mph
Water Quality Condition:	None			
Water Clarity:	Clear (see bottom)			
Water Color:	Colorless			
Water Odor:	None			

Other Significant Observations or Unusual Occurences:

Flow Reading:

SAMPLE DETAILS*

Sample ID:	STW-LOC-7B-8-092121
QA/QC:	--
Field Filtered:	No
Sampling Method:	ISCO
Sample Start Date:	09-21-2021
Sample Start Time:	09:21
Sample End Date:	09-21-2021
Sample End Time:	16:51
Sample Date:	09-21-2021
Sample Time:	16:51
Number of Cycles:	16
Total ISCO Run Time Hours:	8

ALL PARAMETERS ANALYZED

537 MOD (HOLD) | Table 3+ (21) LL Including HFPO-DA and PFHpA

*Note: Sample start time required for grab and composite samples. Sample end time required for composite samples only.

FIELD MEASUREMENTS**

Parameter	
Temperature (°C)	24.91
pH (s.u.)	7.37
Specific Conductivity (µS/cm)	79.2
Disssolved Oxygen (mg/L)	7.38
Oxidation Reduction Potential (mV)	107.4
Turbidity (NTU)	22.1
Total Dissolved Solids (mg/L)	--

PHOTO AT SAMPLE LOCATION



Observation of Sample Location:

Miscellaneous Observations:

Stormwater Sampling

Project Name:	Fayetteville Stormwater Sampling	Location ID:	7C
Samplers:	KEN STUART,LUKE TART	Project Manager:	TRACY OVBHEY
Sampling Event:	P11 - Wet		
Site:	Fayetteville Works	Date:	09-22-2021
		Time:	13:21

FIELD OBSERVATIONS

Weather Conditions:	Cloudy and None	Air Temp:	80.0	degrees F
Water Flow:	Flowing	Wind Speed:	6.0	mph
Water Quality Condition:	None			
Water Clarity:	Clear (see bottom)			
Water Color:	Colorless			
Water Odor:	None			

Other Significant Observations or Unusual Occurences:

Flow Reading:

SAMPLE DETAILS*

Sample ID:	STW-LOC-7C-8-092121
QA/QC:	--
Field Filtered:	No
Sampling Method:	ISCO
Sample Start Date:	09-21-2021
Sample Start Time:	11:03
Sample End Date:	09-21-2021
Sample End Time:	18:33
Sample Date:	09-21-2021
Sample Time:	18:33
Number of Cycles:	16
Total ISCO Run Time Hours:	8

ALL PARAMETERS ANALYZED

537 MOD (HOLD) | Table 3+ (21) LL Including HFPO-DA and PFHpA

*Note: Sample start time required for grab and composite samples. Sample end time required for composite samples only.

FIELD MEASUREMENTS**

Parameter	
Temperature (°C)	24.87
pH (s.u.)	7.31
Specific Conductivity (µS/cm)	105.82
Disssolved Oxygen (mg/L)	7.4
Oxidation Reduction Potential (mV)	113.5
Turbidity (NTU)	18.5
Total Dissolved Solids (mg/L)	--

PHOTO AT SAMPLE LOCATION



Observation of Sample Location:

Miscellaneous Observations:

Stormwater Sampling

Project Name:	Fayetteville Stormwater Sampling	Location ID:	8
Samplers:	JELANI GILL,LUKE TART	Project Manager:	TRACY OVBHEY
Sampling Event:	P11 -Dry		
Site:	Fayetteville Works	Date:	9/24/2021
		Time:	10:32

FIELD OBSERVATIONS

Weather Conditions:	Sunny and None	Air Temp:	80.0	degrees F
Water Flow:	Flowing	Wind Speed:	5.0	mph
Water Quality Condition:	Algal Blooms			
Water Clarity:	Clear (see bottom)			
Water Color:	Colorless			
Water Odor:	None			

Other Significant Observations or Unusual Occurences:

Flow Reading:

SAMPLE DETAILS*

Sample ID:	STW-LOC-8-3.5-092321
QA/QC:	--
Field Filtered:	No
Sampling Method:	ISCO
Sample Start Date:	09-23-2021
Sample Start Time:	11:53
Sample End Date:	09-23-2021
Sample End Time:	14:53
Sample Date:	09-23-2021
Sample Time:	14:53
Number of Cycles:	7
Total ISCO Run Time Hours:	3.5

ALL PARAMETERS ANALYZED


537 MOD (HOLD) | Table 3+ (21) LL Including HFPO-DA and PFHpA

*Note: Sample start time required for grab and composite samples. Sample end time required for composite samples only.

FIELD MEASUREMENTS**

Parameter	
Temperature (°C)	26.91
pH (s.u.)	8.47
Specific Conductivity (µS/cm)	1.53
Disssolved Oxygen (mg/L)	7.21
Oxidation Reduction Potential (mV)	105.7
Turbidity (NTU)	2.47
Total Dissolved Solids (mg/L)	--

PHOTO AT SAMPLE LOCATION



Observation of Sample Location:

Miscellaneous Observations:

Stormwater Sampling

Project Name:	Fayetteville Stormwater Sampling	Location ID:	9
Samplers:	KEN STUART,LUKE TART	Project Manager:	TRACY OVBHEY
Sampling Event:	P11 - Wet		
Site:	Fayetteville Works	Date:	09-22-2021
		Time:	14:57

FIELD OBSERVATIONS

Weather Conditions:	Cloudy and None	Air Temp:	80.0	degrees F
Water Flow:	Flowing	Wind Speed:	7.0	mph
Water Quality Condition:	None			
Water Clarity:	Clear (see bottom)			
Water Color:	Colorless			
Water Odor:	None			

Other Significant Observations or Unusual Occurences:

Flow Reading:

SAMPLE DETAILS*

Sample ID:	STW-LOC-9-8-092121
QA/QC:	--
Field Filtered:	No
Sampling Method:	ISCO
Sample Start Date:	09-21-2021
Sample Start Time:	14:15
Sample End Date:	09-21-2021
Sample End Time:	21:45
Sample Date:	09-21-2021
Sample Time:	21:45
Number of Cycles:	16
Total ISCO Run Time Hours:	8

ALL PARAMETERS ANALYZED

537 MOD (HOLD) | Table 3+ (21) LL Including HFPO-DA and PFHpA

*Note: Sample start time required for grab and composite samples. Sample end time required for composite samples only.

FIELD MEASUREMENTS**

Parameter	
Temperature (°C)	24.94
pH (s.u.)	7.19
Specific Conductivity (µS/cm)	113.99
Disssolved Oxygen (mg/L)	7.37
Oxidation Reduction Potential (mV)	116.7
Turbidity (NTU)	7.19
Total Dissolved Solids (mg/L)	--

PHOTO AT SAMPLE LOCATION



Observation of Sample Location:

Miscellaneous Observations:

Stormwater Sampling

Project Name:	Fayetteville Stormwater Sampling	Location ID:	9A
Samplers:	JELANI GILL, SHARON MORAN	Project Manager:	TRACY OVBHEY
Sampling Event:	P11 -Dry		
Site:	Fayetteville Works	Date:	09-23-2021
		Time:	12:00

FIELD OBSERVATIONS

Weather Conditions:	Sunny and None	Air Temp:	77.0	degrees F
Water Flow:	Flowing	Wind Speed:	9.0	mph
Water Quality Condition:	None			
Water Clarity:	Clear (see bottom)			
Water Color:	Colorless			
Water Odor:	None			

Other Significant Observations or Unusual Occurences:

Flow Reading:

SAMPLE DETAILS*

Sample ID:	STW-LOC-9A-092321
QA/QC:	--
Field Filtered:	No
Sampling Method:	Grab
Sample Start Date:	--
Sample Start Time:	--
Sample End Date:	--
Sample End Time:	--
Sample Date:	09-23-2021
Sample Time:	12:00
Number of Cycles:	--
Total ISCO Run Time Hours:	--

ALL PARAMETERS ANALYZED


537 MOD (HOLD) | Table 3+ (21) LL Including HFPO-DA and PFHpA

*Note: Sample start time required for grab and composite samples. Sample end time required for composite samples only.

FIELD MEASUREMENTS**

Parameter	
Temperature (°C)	29.01
pH (s.u.)	7.58
Specific Conductivity (µS/cm)	151.17
Disssolved Oxygen (mg/L)	6.73
Oxidation Reduction Potential (mV)	125.3
Turbidity (NTU)	271.68
Total Dissolved Solids (mg/L)	--

PHOTO AT SAMPLE LOCATION



Observation of Sample Location:

Grab sample, taken from inside newly installed NCCW pipe.

Miscellaneous Observations:

Stormwater Sampling

Project Name:	Fayetteville Stormwater Sampling	Location ID:	10A
Samplers:	KEN STUART,LUKE TART	Project Manager:	TRACY OVBHEY
Sampling Event:	P11 - Wet		
Site:	Fayetteville Works	Date:	09-22-2021
		Time:	15:04

FIELD OBSERVATIONS

Weather Conditions:	Cloudy and None	Air Temp:	80.0	degrees F
Water Flow:	Flowing	Wind Speed:	8.0	mph
Water Quality Condition:	None			
Water Clarity:	Clear (see bottom)			
Water Color:	Colorless			
Water Odor:	None			

Other Significant Observations or Unusual Occurences:

Flow Reading:

SAMPLE DETAILS*

Sample ID:	STW-LOC-10A-8-092121
QA/QC:	MS/REP/D
Field Filtered:	No
Sampling Method:	ISCO
Sample Start Date:	09-21-2021
Sample Start Time:	08:14
Sample End Date:	09-21-2021
Sample End Time:	15:44
Sample Date:	09-21-2021
Sample Time:	15:44
Number of Cycles:	16
Total ISCO Run Time Hours:	8

ALL PARAMETERS ANALYZED

537 MOD (HOLD) | Table 3+ (21) LL Including HFPO-DA and PFHpA

*Note: Sample start time required for grab and composite samples. Sample end time required for composite samples only.

FIELD MEASUREMENTS**

Parameter	
Temperature (°C)	25.07
pH (s.u.)	6.76
Specific Conductivity (µS/cm)	111.08
Disssolved Oxygen (mg/L)	7.28
Oxidation Reduction Potential (mV)	118.6
Turbidity (NTU)	9.87
Total Dissolved Solids (mg/L)	--

PHOTO AT SAMPLE LOCATION



Observation of Sample Location:

Miscellaneous Observations:

Stormwater Sampling

Project Name:	Fayetteville Stormwater Sampling	Location ID:	11
Samplers:	KEN STUART,LUKE TART	Project Manager:	TRACY OVBHEY
Sampling Event:	P11 - Wet		
Site:	Fayetteville Works	Date:	09-22-2021
		Time:	14:37

FIELD OBSERVATIONS

Weather Conditions:	Cloudy and None	Air Temp:	80.0	degrees F
Water Flow:	Flowing	Wind Speed:	6.0	mph
Water Quality Condition:	None			
Water Clarity:	Clear (see bottom)			
Water Color:	Colorless			
Water Odor:	None			

Other Significant Observations or Unusual Occurences:

Flow Reading:

SAMPLE DETAILS*

Sample ID:	STW-LOC-11-8-092121
QA/QC:	--
Field Filtered:	No
Sampling Method:	ISCO
Sample Start Date:	09-21-2021
Sample Start Time:	11:22
Sample End Date:	09-21-2021
Sample End Time:	18:52
Sample Date:	09-21-2021
Sample Time:	18:52
Number of Cycles:	16
Total ISCO Run Time Hours:	8

ALL PARAMETERS ANALYZED

537 MOD (HOLD) | Table 3+ (21) LL Including HFPO-DA and PFHpA

*Note: Sample start time required for grab and composite samples. Sample end time required for composite samples only.

FIELD MEASUREMENTS**

Parameter	
Temperature (°C)	24.97
pH (s.u.)	6.56
Specific Conductivity (µS/cm)	20.53
Disssolved Oxygen (mg/L)	7.37
Oxidation Reduction Potential (mV)	128.7
Turbidity (NTU)	23.5
Total Dissolved Solids (mg/L)	--

PHOTO AT SAMPLE LOCATION



Observation of Sample Location:

Miscellaneous Observations:

Stormwater Sampling

Project Name:	Fayetteville Stormwater Sampling	Location ID:	12
Samplers:	KEN STUART,LUKE TART	Project Manager:	TRACY OVBHEY
Sampling Event:	P11 - Wet		
Site:	Fayetteville Works	Date:	09-22-2021
		Time:	14:46

FIELD OBSERVATIONS

Weather Conditions:	Cloudy and None	Air Temp:	79.0	degrees F
Water Flow:	Flowing	Wind Speed:	8.0	mph
Water Quality Condition:	None			
Water Clarity:	Clear (see bottom)			
Water Color:	Colorless			
Water Odor:	None			

Other Significant Observations or Unusual Occurences:

Flow Reading:

SAMPLE DETAILS*

Sample ID:	STW-LOC-12-8-092121
QA/QC:	--
Field Filtered:	No
Sampling Method:	ISCO
Sample Start Date:	09-21-2021
Sample Start Time:	11:16
Sample End Date:	09-21-2021
Sample End Time:	18:46
Sample Date:	09-21-2021
Sample Time:	18:46
Number of Cycles:	16
Total ISCO Run Time Hours:	8

ALL PARAMETERS ANALYZED

537 MOD (HOLD) | Table 3+ (21) LL Including HFPO-DA and PFHpA

*Note: Sample start time required for grab and composite samples. Sample end time required for composite samples only.

FIELD MEASUREMENTS**

Parameter	
Temperature (°C)	24.56
pH (s.u.)	6.97
Specific Conductivity (µS/cm)	86.47
Disssolved Oxygen (mg/L)	7.41
Oxidation Reduction Potential (mV)	107.4
Turbidity (NTU)	14.7
Total Dissolved Solids (mg/L)	--

PHOTO AT SAMPLE LOCATION



Observation of Sample Location:

Miscellaneous Observations:

Stormwater Sampling

Project Name:	Fayetteville Stormwater Sampling	Location ID:	13
Samplers:	KEN STUART,LUKE TART	Project Manager:	TRACY OVBHEY
Sampling Event:	P11 - Wet		
Site:	Fayetteville Works	Date:	09-22-2021
		Time:	14:00

FIELD OBSERVATIONS

Weather Conditions:	Cloudy and None	Air Temp:	78.0	degrees F
Water Flow:	Flowing	Wind Speed:	9.0	mph
Water Quality Condition:	None			
Water Clarity:	Clear (see bottom)			
Water Color:	Colorless			
Water Odor:	None			

Other Significant Observations or Unusual Occurences:

Flow Reading:

SAMPLE DETAILS*

Sample ID:	STW-LOC-13-8-092121
QA/QC:	--
Field Filtered:	No
Sampling Method:	ISCO
Sample Start Date:	09-21-2021
Sample Start Time:	11:51
Sample End Date:	09-21-2021
Sample End Time:	19:21
Sample Date:	09-21-2021
Sample Time:	19:21
Number of Cycles:	16
Total ISCO Run Time Hours:	8

ALL PARAMETERS ANALYZED

537 MOD (HOLD) | Table 3+ (21) LL Including HFPO-DA and PFHpA

*Note: Sample start time required for grab and composite samples. Sample end time required for composite samples only.

FIELD MEASUREMENTS**

Parameter	
Temperature (°C)	24.72
pH (s.u.)	7.4
Specific Conductivity (µS/cm)	10.07
Disssolved Oxygen (mg/L)	7.42
Oxidation Reduction Potential (mV)	91
Turbidity (NTU)	5
Total Dissolved Solids (mg/L)	--

PHOTO AT SAMPLE LOCATION



Observation of Sample Location:

Miscellaneous Observations:

Stormwater Sampling

Project Name:	Fayetteville Stormwater Sampling	Location ID:	14
Samplers:	KEN STUART,LUKE TART	Project Manager:	TRACY OVBHEY
Sampling Event:	P11 - Wet		
Site:	Fayetteville Works	Date:	09-22-2021
		Time:	14:27

FIELD OBSERVATIONS

Weather Conditions:	Cloudy and None	Air Temp:	78.0	degrees F
Water Flow:	Flowing	Wind Speed:	8.0	mph
Water Quality Condition:	None			
Water Clarity:	Clear (see bottom)			
Water Color:	Colorless			
Water Odor:	None			

Other Significant Observations or Unusual Occurences:

Flow Reading:

SAMPLE DETAILS*

Sample ID:	STW-LOC-14-8-092121
QA/QC:	--
Field Filtered:	No
Sampling Method:	ISCO
Sample Start Date:	09-21-2021
Sample Start Time:	10:58
Sample End Date:	09-21-2021
Sample End Time:	18:28
Sample Date:	09-21-2021
Sample Time:	18:28
Number of Cycles:	16
Total ISCO Run Time Hours:	8

ALL PARAMETERS ANALYZED

537 MOD (HOLD) | Table 3+ (21) LL Including HFPO-DA and PFHpA

*Note: Sample start time required for grab and composite samples. Sample end time required for composite samples only.

FIELD MEASUREMENTS**

Parameter	
Temperature (°C)	25.01
pH (s.u.)	7.52
Specific Conductivity (µS/cm)	26.77
Disssolved Oxygen (mg/L)	7.38
Oxidation Reduction Potential (mV)	98.1
Turbidity (NTU)	3.35
Total Dissolved Solids (mg/L)	--

PHOTO AT SAMPLE LOCATION



Observation of Sample Location:

Miscellaneous Observations:

Stormwater Sampling

Project Name:	Fayetteville Stormwater Sampling	Location ID:	15
Samplers:	KEN STUART,LUKE TART	Project Manager:	TRACY OVBHEY
Sampling Event:	P11 - Wet		
Site:	Fayetteville Works	Date:	09-22-2021
		Time:	13:52

FIELD OBSERVATIONS

Weather Conditions:	Cloudy and None	Air Temp:	80.0	degrees F
Water Flow:	Flowing	Wind Speed:	8.0	mph
Water Quality Condition:	None			
Water Clarity:	Clear (see bottom)			
Water Color:	Colorless			
Water Odor:	None			

Other Significant Observations or Unusual Occurences:

Flow Reading:

SAMPLE DETAILS*

Sample ID:	STW-LOC-15-7.5-092121
QA/QC:	--
Field Filtered:	No
Sampling Method:	ISCO
Sample Start Date:	09-21-2021
Sample Start Time:	10:52
Sample End Date:	09-21-2021
Sample End Time:	17:52
Sample Date:	09-21-2021
Sample Time:	17:52
Number of Cycles:	15
Total ISCO Run Time Hours:	7.5

ALL PARAMETERS ANALYZED

537 MOD (HOLD) | Table 3+ (21) LL Including HFPO-DA and PFHpA

*Note: Sample start time required for grab and composite samples. Sample end time required for composite samples only.

FIELD MEASUREMENTS**

Parameter	
Temperature (°C)	24.5
pH (s.u.)	7.36
Specific Conductivity (µS/cm)	81.74
Disssolved Oxygen (mg/L)	7.41
Oxidation Reduction Potential (mV)	113
Turbidity (NTU)	44.3
Total Dissolved Solids (mg/L)	--

PHOTO AT SAMPLE LOCATION



Observation of Sample Location:

Miscellaneous Observations:

Stormwater Sampling

Project Name:	Fayetteville Stormwater Sampling	Location ID:	18
Samplers:	JELANI GILL,LUKE TART	Project Manager:	TRACY OVBHEY
Sampling Event:	P11 -Dry		
Site:	Fayetteville Works	Date:	09-24-2021
		Time:	10:42

FIELD OBSERVATIONS

Weather Conditions:	Sunny and None	Air Temp:	80.0	degrees F
Water Flow:	Flowing	Wind Speed:	5.0	mph
Water Quality Condition:	Scum Foam			
Water Clarity:	Cloudy (>4" vis)			
Water Color:	White			
Water Odor:	Mixed			

Other Significant Observations or Unusual Occurences:

Flow Reading:

SAMPLE DETAILS*

Sample ID:	STW-LOC-18-4-092321
QA/QC:	--
Field Filtered:	No
Sampling Method:	ISCO
Sample Start Date:	09-23-2021
Sample Start Time:	13:12
Sample End Date:	09-23-2021
Sample End Time:	16:42
Sample Date:	09-23-2021
Sample Time:	16:42
Number of Cycles:	8
Total ISCO Run Time Hours:	4

ALL PARAMETERS ANALYZED


537 MOD (HOLD)|Table 3+ (21) LL Including HFPO-DA and PFHpA

*Note: Sample start time required for grab and composite samples. Sample end time required for composite samples only.

FIELD MEASUREMENTS**

Parameter	
Temperature (°C)	28.26
pH (s.u.)	9.03
Specific Conductivity (µS/cm)	171.12
Disssolved Oxygen (mg/L)	6.84
Oxidation Reduction Potential (mV)	57.9
Turbidity (NTU)	81.92
Total Dissolved Solids (mg/L)	--

PHOTO AT SAMPLE LOCATION



Observation of Sample Location:

Miscellaneous Observations:

Stormwater Sampling

Project Name:	Fayetteville Stormwater Sampling	Location ID:	19A
Samplers:	JELANI GILL, SHARON MORAN	Project Manager:	TRACY OVBHEY
Sampling Event:	P11 -Dry		
Site:	Fayetteville Works	Date:	09-23-2021
		Time:	10:50

FIELD OBSERVATIONS

Weather Conditions:	Sunny and None	Air Temp:	72.0	degrees F
Water Flow:	Flowing	Wind Speed:	9.0	mph
Water Quality Condition:	Odor and cloudy			
Water Clarity:	Cloudy (>4" vis)			
Water Color:	Colorless			
Water Odor:	None			

Other Significant Observations or Unusual Occurences:

Flow Reading:

SAMPLE DETAILS*

Sample ID:	STW-LOC-19A-092321
QA/QC:	DUP MS REP
Field Filtered:	--
Sampling Method:	Grab
Sample Start Date:	--
Sample Start Time:	--
Sample End Date:	--
Sample End Time:	--
Sample Date:	09-23-2021
Sample Time:	10:50
Number of Cycles:	--
Total ISCO Run Time Hours:	--

ALL PARAMETERS ANALYZED


537 MOD (HOLD)|Table 3+ (21) LL Including HFPO-DA and PFHpA

*Note: Sample start time required for grab and composite samples. Sample end time required for composite samples only.

FIELD MEASUREMENTS**

Parameter	
Temperature (°C)	37.22
pH (s.u.)	7.21
Specific Conductivity (µS/cm)	93.59
Disssolved Oxygen (mg/L)	6
Oxidation Reduction Potential (mV)	106
Turbidity (NTU)	217.43
Total Dissolved Solids (mg/L)	--

PHOTO AT SAMPLE LOCATION



Observation of Sample Location:

Miscellaneous Observations:

Stormwater Sampling

Project Name:	Fayetteville Stormwater Sampling	Location ID:	19B
Samplers:	JELANI GILL, SHARON MORAN	Project Manager:	TRACY OVBHEY
Sampling Event:	P11 -Dry		
Site:	Fayetteville Works	Date:	09-23-2021
		Time:	11:10

FIELD OBSERVATIONS

Weather Conditions:	Sunny and None	Air Temp:	72.0	degrees F
Water Flow:	Flowing	Wind Speed:	9.0	mph
Water Quality Condition:	Cloudy, odor			
Water Clarity:	Cloudy (>4" vis)			
Water Color:	Colorless			
Water Odor:	Mixed			

Other Significant Observations or Unusual Occurences:

Flow Reading:

SAMPLE DETAILS*

Sample ID:	STW-LOC-19B-092321
QA/QC:	--
Field Filtered:	--
Sampling Method:	Grab
Sample Start Date:	--
Sample Start Time:	--
Sample End Date:	--
Sample End Time:	--
Sample Date:	09-23-2021
Sample Time:	11:10
Number of Cycles:	--
Total ISCO Run Time Hours:	--

ALL PARAMETERS ANALYZED

537 MOD (HOLD) | Table 3+ (21) LL Including HFPO-DA and PFHpA

*Note: Sample start time required for grab and composite samples. Sample end time required for composite samples only.

FIELD MEASUREMENTS**

Parameter	
Temperature (°C)	28.18
pH (s.u.)	7.07
Specific Conductivity (µS/cm)	143.75
Disssolved Oxygen (mg/L)	7.82
Oxidation Reduction Potential (mV)	117.5
Turbidity (NTU)	245.82
Total Dissolved Solids (mg/L)	--

PHOTO AT SAMPLE LOCATION

Observation of Sample Location:

Miscellaneous Observations:

Stormwater Sampling

Project Name:	Fayetteville Stormwater Sampling	Location ID:	20
Samplers:	KEN STUART,LUKE TART	Project Manager:	TRACY OVBHEY
Sampling Event:	P11 - Wet		
Site:	Fayetteville Works	Date:	09-22-2021
		Time:	13:10

FIELD OBSERVATIONS

Weather Conditions:	Cloudy and None	Air Temp:	80.0	degrees F
Water Flow:	Flowing	Wind Speed:	6.0	mph
Water Quality Condition:	None			
Water Clarity:	Clear (see bottom)			
Water Color:	Colorless			
Water Odor:	None			

Other Significant Observations or Unusual Occurences:

Flow Reading:

SAMPLE DETAILS*

Sample ID:	STW-LOC-20-8-092121
QA/QC:	--
Field Filtered:	No
Sampling Method:	ISCO
Sample Start Date:	09-21-2021
Sample Start Time:	9:36
Sample End Date:	09-21-2021
Sample End Time:	17:06
Sample Date:	09-21-2021
Sample Time:	17:06
Number of Cycles:	16
Total ISCO Run Time Hours:	8

ALL PARAMETERS ANALYZED

537 MOD (HOLD) | Table 3+ (21) LL Including HFPO-DA and PFHpA

*Note: Sample start time required for grab and composite samples. Sample end time required for composite samples only.

FIELD MEASUREMENTS**

Parameter	
Temperature (°C)	24.55
pH (s.u.)	7.35
Specific Conductivity (µS/cm)	88.38
Disssolved Oxygen (mg/L)	7.41
Oxidation Reduction Potential (mV)	98.6
Turbidity (NTU)	32.8
Total Dissolved Solids (mg/L)	--

PHOTO AT SAMPLE LOCATION



Observation of Sample Location:

Miscellaneous Observations:

Stormwater Sampling

Project Name:	Fayetteville Stormwater Sampling	Location ID:	21B
Samplers:	JELANI GILL, SHARON MORAN	Project Manager:	TRACY OVBEY
Sampling Event:	P11 -Dry		
Site:	Fayetteville Works	Date:	09-23-2021
		Time:	11:40

FIELD OBSERVATIONS

Weather Conditions:	Sunny and None	Air Temp:	77.0	degrees F
Water Flow:	Flowing into Pond	Wind Speed:	9.0	mph
Water Quality Condition:	None			
Water Clarity:	Cloudy (>4" vis)			
Water Color:	Clear			
Water Odor:	None			

Other Significant Observations or Unusual Occurences:

Flow Reading:

SAMPLE DETAILS*

Sample ID:	STW-LOC-21B-092321
QA/QC:	--
Field Filtered:	No
Sampling Method:	Grab
Sample Start Date:	--
Sample Start Time:	--
Sample End Date:	--
Sample End Time:	--
Sample Date:	09-23-2021
Sample Time:	11:40
Number of Cycles:	--
Total ISCO Run Time Hours:	--

ALL PARAMETERS ANALYZED

537 MOD (HOLD)| Table 3+ (21) LL Including HFPO-DA and PFHpA

*Note: Sample start time required for grab and composite samples. Sample end time required for composite samples only.

FIELD MEASUREMENTS**

Parameter	
Temperature (°C)	26.61
pH (s.u.)	7.8
Specific Conductivity (µS/cm)	164.88
Dissolved Oxygen (mg/L)	8.87
Oxidation Reduction Potential (mV)	105.1
Turbidity (NTU)	1172.2
Total Dissolved Solids (mg/L)	--

PHOTO AT SAMPLE LOCATION



Observation of Sample Location:

Plant has switched sediment ponds, 21A has been sealed and water diverted to 21B.

Miscellaneous Observations:

Stormwater Sampling

Project Name:	Fayetteville Stormwater Sampling	Location ID:	22
Samplers:	JELANI GILL,LUKE TART	Project Manager:	TRACY OVBHEY
Sampling Event:	P11 -Dry		
Site:	Fayetteville Works	Date:	09-24-2021
		Time:	10:20

FIELD OBSERVATIONS

Weather Conditions:	Sunny and None	Air Temp:	80.0	degrees F
Water Flow:	Flowing	Wind Speed:	5.0	mph
Water Quality Condition:	Scum Solids Foam			
Water Clarity:	Murky (<4' vis)			
Water Color:	White			
Water Odor:	Mixed			

Other Significant Observations or Unusual Occurences:

Flow Reading:

SAMPLE DETAILS*

Sample ID:	STW-LOC-22-4-092321
QA/QC:	--
Field Filtered:	No
Sampling Method:	ISCO
Sample Start Date:	09-23-2021
Sample Start Time:	11:29
Sample End Date:	09-23-2021
Sample End Time:	14:59
Sample Date:	09-23-2021
Sample Time:	14:59
Number of Cycles:	8
Total ISCO Run Time Hours:	4

ALL PARAMETERS ANALYZED


537 MOD (HOLD)|Table 3+ (21) LL Including HFPO-DA and PFHpA

*Note: Sample start time required for grab and composite samples. Sample end time required for composite samples only.

FIELD MEASUREMENTS**

Parameter	
Temperature (°C)	30.4
pH (s.u.)	9.31
Specific Conductivity (µS/cm)	0.17
Disssolved Oxygen (mg/L)	6.18
Oxidation Reduction Potential (mV)	93.5
Turbidity (NTU)	298
Total Dissolved Solids (mg/L)	--

PHOTO AT SAMPLE LOCATION



Observation of Sample Location:

Miscellaneous Observations:

Stormwater Sampling

Project Name:	Fayetteville Stormwater Sampling	Location ID:	23C-1
Samplers:	JELANI GILL,LUKE TART	Project Manager:	TRACY OVBHEY
Sampling Event:	P11 -Dry		
Site:	Fayetteville Works	Date:	09-24-2021
		Time:	11:02

FIELD OBSERVATIONS

Weather Conditions:	Sunny and None	Air Temp:	80.0	degrees F
Water Flow:	Flowing	Wind Speed:	5.0	mph
Water Quality Condition:	None			
Water Clarity:	Clear (see bottom)			
Water Color:	Colorless			
Water Odor:	None			

Other Significant Observations or Unusual Occurences:

Flow Reading:

SAMPLE DETAILS*

Sample ID:	STW-LOC-23C-1-092421
QA/QC:	--
Field Filtered:	No
Sampling Method:	Grab
Sample Start Date:	--
Sample Start Time:	--
Sample End Date:	--
Sample End Time:	--
Sample Date:	09-24-2021
Sample Time:	11:15
Number of Cycles:	--
Total ISCO Run Time Hours:	--

ALL PARAMETERS ANALYZED

537 MOD (HOLD) | Table 3+ (21) LL Including HFPO-DA and PFHpA

*Note: Sample start time required for grab and composite samples. Sample end time required for composite samples only.

FIELD MEASUREMENTS**

Parameter	
Temperature (°C)	29.05
pH (s.u.)	5.17
Specific Conductivity (µS/cm)	203.02
Disssolved Oxygen (mg/L)	7.11
Oxidation Reduction Potential (mV)	127.6
Turbidity (NTU)	10.94
Total Dissolved Solids (mg/L)	--

PHOTO AT SAMPLE LOCATION

Observation of Sample Location:

Miscellaneous Observations:

Stormwater Sampling

Project Name:	Fayetteville Stormwater Sampling	Location ID:	23C-2
Samplers:	JELANI GILL,LUKE TART	Project Manager:	TRACY OVBHEY
Sampling Event:	P11 -Dry		
Site:	Fayetteville Works	Date:	09-24-2021
		Time:	10:55

FIELD OBSERVATIONS

Weather Conditions:	Sunny and None	Air Temp:	80.0	degrees F
Water Flow:	Flowing	Wind Speed:	5.0	mph
Water Quality Condition:	None			
Water Clarity:	Clear (see bottom)			
Water Color:	Colorless			
Water Odor:	None			

Other Significant Observations or Unusual Occurences:

Flow Reading:

SAMPLE DETAILS*

Sample ID:	STW-LOC-23C-2-4-092321
QA/QC:	--
Field Filtered:	No
Sampling Method:	ISCO
Sample Start Date:	09-23-2021
Sample Start Time:	13:41
Sample End Date:	09-23-2021
Sample End Time:	17:11
Sample Date:	09-23-2021
Sample Time:	17:11
Number of Cycles:	8
Total ISCO Run Time Hours:	4

ALL PARAMETERS ANALYZED


537 MOD (HOLD) | Table 3+ (21) LL Including HFPO-DA and PFHpA

*Note: Sample start time required for grab and composite samples. Sample end time required for composite samples only.

FIELD MEASUREMENTS**

Parameter	
Temperature (°C)	31.06
pH (s.u.)	7.19
Specific Conductivity (µS/cm)	174.51
Disssolved Oxygen (mg/L)	6.57
Oxidation Reduction Potential (mV)	43.8
Turbidity (NTU)	1.47
Total Dissolved Solids (mg/L)	--

PHOTO AT SAMPLE LOCATION



Observation of Sample Location:

Miscellaneous Observations:

Stormwater Sampling

Project Name:	Fayetteville Stormwater Sampling	Location ID:	23C-3
Samplers:	JELANI GILL,LUKE TART	Project Manager:	TRACY OVBHEY
Sampling Event:	P11 -Dry		
Site:	Fayetteville Works	Date:	09-24-2021
		Time:	10:42

FIELD OBSERVATIONS

Weather Conditions:	Sunny and None	Air Temp:	80.0	degrees F
Water Flow:	Flowing	Wind Speed:	5.0	mph
Water Quality Condition:	None			
Water Clarity:	Clear (see bottom)			
Water Color:	Colorless			
Water Odor:	None			

Other Significant Observations or Unusual Occurences:

Flow Reading:

SAMPLE DETAILS*

Sample ID:	STW-LOC-23C-3-4-092321
QA/QC:	--
Field Filtered:	No
Sampling Method:	ISCO
Sample Start Date:	09-23-2021
Sample Start Time:	13:23
Sample End Date:	09-23-2021
Sample End Time:	16:53
Sample Date:	09-23-2021
Sample Time:	16:53
Number of Cycles:	8
Total ISCO Run Time Hours:	4

ALL PARAMETERS ANALYZED


537 MOD (HOLD) | Table 3+ (21) LL Including HFPO-DA and PFHpA

*Note: Sample start time required for grab and composite samples. Sample end time required for composite samples only.

FIELD MEASUREMENTS**

Parameter	
Temperature (°C)	28.99
pH (s.u.)	8.16
Specific Conductivity (µS/cm)	144.45
Disssolved Oxygen (mg/L)	6.79
Oxidation Reduction Potential (mV)	-26.6
Turbidity (NTU)	44.47
Total Dissolved Solids (mg/L)	--

PHOTO AT SAMPLE LOCATION



Observation of Sample Location:

Miscellaneous Observations:

Stormwater Sampling

Project Name:	Fayetteville Stormwater Sampling	Location ID:	1
Samplers:	BRANDON WEIDNER,LUKE TART	Project Manager:	TRACY OVBHEY
Sampling Event:	P11 - Full		
Site:	Fayetteville Works	Date:	12-08-2021
		Time:	10:55

FIELD OBSERVATIONS

Weather Conditions:	Cloudy and Rain	Air Temp:	45.0	degrees F
Water Flow:	Yes	Wind Speed:	7.0	mph
Water Quality Condition:	None			
Water Clarity:	Clear (see bottom)			
Water Color:	Colorless			
Water Odor:	None			

Other Significant Observations or Unusual Occurences:

SAMPLE DETAILS*

Sample ID:	STW-LOC-1-8-120821
QA/QC:	-
Field Filtered:	No
Sampling Method:	ISCO
Sample Start Date:	12-08-2021
Sample Start Time:	06:12
Sample End Date:	12-08-2021
Sample End Time:	13:32
Sample Date:	12-08-2021
Sample Time:	13:32
Number of Cycles:	12
Total ISCO Run Time Hours:	8

ALL PARAMETERS ANALYZED

Table 3+ (20) LL Including HFPO-DA, 537 MOD (13) PFCAs

*Note: Sample start time required for grab and composite samples. Sample end time required for composite samples only.

FIELD MEASUREMENTS**

Parameter	
Temperature (°C)	15.39
pH (s.u.)	7.82
Specific Conductivity (µS/cm)	190.85
Disssolved Oxygen (mg/L)	9.15
Oxidation Reduction Potential (mV)	92
Turbidity (NTU)	5.66
Total Dissolved Solids (mg/L)	-

PHOTO AT SAMPLE LOCATION

Observation of Sample Location:

-

Miscellaneous Observations:

-

Stormwater Sampling

Project Name:	Fayetteville Stormwater Sampling	Location ID:	2
Samplers:	BRANDON WEIDNER,LUKE TART	Project Manager:	TRACY OVBHEY
Sampling Event:	P11 - Full		
Site:	Fayetteville Works	Date:	12-08-2021
		Time:	11:08

FIELD OBSERVATIONS

Weather Conditions:	Cloudy and Rain	Air Temp:	45.0	degrees F
Water Flow:	Yes	Wind Speed:	5.0	mph
Water Quality Condition:	None			
Water Clarity:	Clear (see bottom)			
Water Color:	Colorless			
Water Odor:	None			

Other Significant Observations or Unusual Occurences:

-

Flow Reading: -

SAMPLE DETAILS*

Sample ID:	STW-LOC-2-4-120821
QA/QC:	-
Field Filtered:	No
Sampling Method:	ISCO
Sample Start Date:	12/8/2021
Sample Start Time:	08:54
Sample End Date:	12/8/2021
Sample End Time:	16:34
Sample Date:	12/8/2021
Sample Time:	16:34
Number of Cycles:	6
Total ISCO Run Time Hours:	4

ALL PARAMETERS ANALYZED

Table 3+ (20) LL Including HFPO-DA, 537 MOD (13)
PFCAs

*Note: Sample start time required for grab and composite samples. Sample end time required for composite samples only.

FIELD MEASUREMENTS**

Parameter	
Temperature (°C)	16.53
pH (s.u.)	7.65
Specific Conductivity (µS/cm)	26.27
Disssolved Oxygen (mg/L)	9.44
Oxidation Reduction Potential (mV)	100.4
Turbidity (NTU)	10.1
Total Dissolved Solids (mg/L)	-

PHOTO AT SAMPLE LOCATION

--

Observation of Sample Location:

-

Miscellaneous Observations:

-

Stormwater Sampling

Project Name:	Fayetteville Stormwater Sampling	Location ID:	3
Samplers:	BRANDON WEIDNER,LUKE TART	Project Manager:	TRACY OVBHEY
Sampling Event:	P11 - Full		
Site:	Fayetteville Works	Date:	12-08-2021
		Time:	11:03

FIELD OBSERVATIONS

Weather Conditions:	Cloudy and Rain	Air Temp:	45.0	degrees F
Water Flow:	Yes	Wind Speed:	6.0	mph
Water Quality Condition:	None			
Water Clarity:	Cloudy (>4" vis)			
Water Color:	Colorless			
Water Odor:	None			

Other Significant Observations or Unusual Occurences:

-

Flow Reading: -

SAMPLE DETAILS*

Sample ID:	STW-LOC-3-7.33-120821
QA/QC:	-
Field Filtered:	No
Sampling Method:	ISCO
Sample Start Date:	12-08-2021
Sample Start Time:	07:16
Sample End Date:	12-08-2021
Sample End Time:	14:36
Sample Date:	12-08-2021
Sample Time:	14:36
Number of Cycles:	11
Total ISCO Run Time Hours:	7.33

ALL PARAMETERS ANALYZED

Table 3+ (20) LL Including HFPO-DA, 537 MOD (13)
PFCAs

*Note: Sample start time required for grab and composite samples. Sample end time required for composite samples only.

FIELD MEASUREMENTS**

Parameter	
Temperature (°C)	15.98
pH (s.u.)	7.41
Specific Conductivity (µS/cm)	81.22
Disssolved Oxygen (mg/L)	9.37
Oxidation Reduction Potential (mV)	130.5
Turbidity (NTU)	23.4
Total Dissolved Solids (mg/L)	-

PHOTO AT SAMPLE LOCATION

--

Observation of Sample Location:

-

Miscellaneous Observations:

-

Stormwater Sampling

Project Name:	Fayetteville Stormwater Sampling	Location ID:	4
Samplers:	BRANDON WEIDNER,LUKE TART	Project Manager:	TRACY OVBHEY
Sampling Event:	P11 - Full		
Site:	Fayetteville Works	Date:	12-08-2021
		Time:	10:44

FIELD OBSERVATIONS

Weather Conditions:	Cloudy and Rain	Air Temp:	44.0	degrees F
Water Flow:	Yes	Wind Speed:	7.0	mph
Water Quality Condition:	None			
Water Clarity:	Clear (see bottom)			
Water Color:	Colorless			
Water Odor:	None			

Other Significant Observations or Unusual Occurences:

Flow Reading: -

SAMPLE DETAILS*

Sample ID:	STW-LOC-4-4-120821
QA/QC:	-
Field Filtered:	No
Sampling Method:	ISCO
Sample Start Date:	12-08-2021
Sample Start Time:	7:26
Sample End Date:	12-08-2021
Sample End Time:	10:46
Sample Date:	12-08-2021
Sample Time:	10:46
Number of Cycles:	6
Total ISCO Run Time Hours:	4

ALL PARAMETERS ANALYZED

Table 3+ (20) LL Including HFPO-DA, 537 MOD (13)
PFCAs

*Note: Sample start time required for grab and composite samples. Sample end time required for composite samples only.

FIELD MEASUREMENTS**

Parameter	
Temperature (°C)	14.44
pH (s.u.)	8.37
Specific Conductivity (µS/cm)	20.84
Disssolved Oxygen (mg/L)	9.72
Oxidation Reduction Potential (mV)	66.6
Turbidity (NTU)	7.51
Total Dissolved Solids (mg/L)	-

PHOTO AT SAMPLE LOCATION

Observation of Sample Location:

-

Miscellaneous Observations:

-

Stormwater Sampling

Project Name:	Fayetteville Stormwater Sampling	Location ID:	5
Samplers:	BRANDON WEIDNER,LUKE TART	Project Manager:	TRACY OVBHEY
Sampling Event:	P11 - Full		
Site:	Fayetteville Works	Date:	12-08-2021
		Time:	10:39

FIELD OBSERVATIONS

Weather Conditions:	Cloudy and Rain	Air Temp:	44.0	degrees F
Water Flow:	Flowing	Wind Speed:	7.0	mph
Water Quality Condition:	None			
Water Clarity:	Cloudy (>4" vis)			
Water Color:	Colorless			
Water Odor:	None			

Other Significant Observations or Unusual Occurences:

Flow Reading: -

SAMPLE DETAILS*

Sample ID:	STW-LOC-5-2.66-120821
QA/QC:	-
Field Filtered:	No
Sampling Method:	ISCO
Sample Start Date:	12-08-2021
Sample Start Time:	7:17
Sample End Date:	12/8/2021
Sample End Time:	10:37
Sample Date:	12-08-2021
Sample Time:	10:37
Number of Cycles:	4
Total ISCO Run Time Hours:	2.66

ALL PARAMETERS ANALYZED

Table 3+ (20) LL Including HFPO-DA, 537 MOD (13) PFCAs

*Note: Sample start time required for grab and composite samples. Sample end time required for composite samples only.

FIELD MEASUREMENTS**

Parameter	
Temperature (°C)	14.73
pH (s.u.)	8.51
Specific Conductivity (µS/cm)	63.12
Disssolved Oxygen (mg/L)	9.43
Oxidation Reduction Potential (mV)	41.4
Turbidity (NTU)	28.1
Total Dissolved Solids (mg/L)	-

PHOTO AT SAMPLE LOCATION

Observation of Sample Location:

-

Miscellaneous Observations:

-

Stormwater Sampling

Project Name:	Fayetteville Stormwater Sampling	Location ID:	6B
Samplers:	BRANDON WEIDNER, LUIS TORRES	Project Manager:	TRACY OVBHEY
Sampling Event:	P11 -Dry		
Site:	Fayetteville Works	Date:	12-09-2021
		Time:	12:00

FIELD OBSERVATIONS

Weather Conditions:	Cloudy and None	Air Temp:	46.0	degrees F
Water Flow:	Flowing	Wind Speed:	6.0	mph
Water Quality Condition:	None			
Water Clarity:	Clear (see bottom)			
Water Color:	Colorless			
Water Odor:	None			

Other Significant Observations or Unusual Occurences:

--

Flow Reading: -

SAMPLE DETAILS*

Sample ID:	STW-LOC-6B-120921
QA/QC:	-
Field Filtered:	No
Sampling Method:	Grab
Sample Start Date:	-
Sample Start Time:	-
Sample End Date:	-
Sample End Time:	-
Sample Date:	12-09-2021
Sample Time:	12:03
Number of Cycles:	-
Total ISCO Run Time Hours:	-

ALL PARAMETERS ANALYZED

Table 3+ (20) LL Including HFPO-DA, 537 MOD (13) PFCAs
--

*Note: Sample start time required for grab and composite samples. Sample end time required for composite samples only.

FIELD MEASUREMENTS**

Parameter	
Temperature (°C)	54.48
pH (s.u.)	8.11
Specific Conductivity (µS/cm)	185.19
Disssolved Oxygen (mg/L)	3.29
Oxidation Reduction Potential (mV)	13.3
Turbidity (NTU)	2.38
Total Dissolved Solids (mg/L)	-

PHOTO AT SAMPLE LOCATION

--

Observation of Sample Location:

-

Miscellaneous Observations:

-

Stormwater Sampling

Project Name:	Fayetteville Stormwater Sampling	Location ID:	7A
Samplers:	KIRSTEN GARD,LUIS TORRES	Project Manager:	TRACY OVBHEY
Sampling Event:	P11 - Full		
Site:	Fayetteville Works	Date:	12-08-2021
		Time:	10:40

FIELD OBSERVATIONS

Weather Conditions:	Cloudy and Rain	Air Temp:	42.0	degrees F
Water Flow:	Flowing	Wind Speed:	6.0	mph
Water Quality Condition:	None			
Water Clarity:	Clear (see bottom)			
Water Color:	Colorless			
Water Odor:	None			

Other Significant Observations or Unusual Occurences:

-

Flow Reading: -

SAMPLE DETAILS*

Sample ID:	STW-LOC-7A-8-120821
QA/QC:	-
Field Filtered:	No
Sampling Method:	ISCO
Sample Start Date:	12/8/2021
Sample Start Time:	6:52
Sample End Date:	12/8/2021
Sample End Time:	14:32
Sample Date:	12/8/2021
Sample Time:	14:32
Number of Cycles:	12
Total ISCO Run Time Hours:	8

ALL PARAMETERS ANALYZED

Table 3+ (20) LL Including HFPO-DA, 537 MOD (13)
PFCAs

*Note: Sample start time required for grab and composite samples. Sample end time required for composite samples only.

FIELD MEASUREMENTS**

Parameter	
Temperature (°C)	9.75
pH (s.u.)	7.05
Specific Conductivity (µS/cm)	95.14
Disssolved Oxygen (mg/L)	11.39
Oxidation Reduction Potential (mV)	157.3
Turbidity (NTU)	11.57
Total Dissolved Solids (mg/L)	-

PHOTO AT SAMPLE LOCATION

--

Observation of Sample Location:

-

Miscellaneous Observations:

-

Stormwater Sampling

Project Name:	Fayetteville Stormwater Sampling	Location ID:	7B
Samplers:	KIRSTEN GARD,LUIS TORRES	Project Manager:	TRACY OVBHEY
Sampling Event:	P11 - Full		
Site:	Fayetteville Works	Date:	12-08-2021
		Time:	09:42

FIELD OBSERVATIONS

Weather Conditions:	Cloudy and Rain	Air Temp:	44.0	degrees F
Water Flow:	Flowing	Wind Speed:	6.0	mph
Water Quality Condition:	None			
Water Clarity:	Clear (see bottom)			
Water Color:	Colorless			
Water Odor:	None			

Other Significant Observations or Unusual Occurences:

-

Flow Reading: -

SAMPLE DETAILS*

Sample ID:	STW-LOC-7B-5.33-120821
QA/QC:	-
Field Filtered:	No
Sampling Method:	ISCO
Sample Start Date:	12/8/2021
Sample Start Time:	7:14
Sample End Date:	12/8/2021
Sample End Time:	11:54
Sample Date:	12/8/2021
Sample Time:	11:54
Number of Cycles:	8
Total ISCO Run Time Hours:	5.33

ALL PARAMETERS ANALYZED

Table 3+ (20) LL Including HFPO-DA, 537 MOD (13) PFCAs

*Note: Sample start time required for grab and composite samples. Sample end time required for composite samples only.

FIELD MEASUREMENTS**

Parameter	
Temperature (°C)	9.79
pH (s.u.)	7.32
Specific Conductivity (µS/cm)	121.81
Disssolved Oxygen (mg/L)	10.47
Oxidation Reduction Potential (mV)	88
Turbidity (NTU)	34.34
Total Dissolved Solids (mg/L)	-

PHOTO AT SAMPLE LOCATION

Observation of Sample Location:

-

Miscellaneous Observations:

-

Stormwater Sampling

Project Name:	Fayetteville Stormwater Sampling	Location ID:	7C
Samplers:	KIRSTEN GARD,LUIS TORRES	Project Manager:	TRACY OVBHEY
Sampling Event:	P11 - Full		
Site:	Fayetteville Works	Date:	12-08-2021
		Time:	10:29

FIELD OBSERVATIONS

Weather Conditions:	Cloudy and Rain	Air Temp:	42.0	degrees F
Water Flow:	Flowing	Wind Speed:	6.0	mph
Water Quality Condition:	None Trash			
Water Clarity:	Cloudy (>4" vis)			
Water Color:	Brown			
Water Odor:	None			

Other Significant Observations or Unusual Occurences:

Flow Reading: -

SAMPLE DETAILS*

Sample ID:	STW-LOC-7C-8-120821
QA/QC:	-
Field Filtered:	No
Sampling Method:	ISCO
Sample Start Date:	12/8/2021
Sample Start Time:	9:17
Sample End Date:	12/8/2021
Sample End Time:	16:37
Sample Date:	12/8/2021
Sample Time:	16:37
Number of Cycles:	12
Total ISCO Run Time Hours:	8

ALL PARAMETERS ANALYZED

Table 3+ (20) LL Including HFPO-DA, 537 MOD (13) PFCAs

*Note: Sample start time required for grab and composite samples. Sample end time required for composite samples only.

FIELD MEASUREMENTS**

Parameter	
Temperature (°C)	10.5
pH (s.u.)	7.06
Specific Conductivity (µS/cm)	149.75
Disssolved Oxygen (mg/L)	10.42
Oxidation Reduction Potential (mV)	146.7
Turbidity (NTU)	11.9
Total Dissolved Solids (mg/L)	-

PHOTO AT SAMPLE LOCATION

Observation of Sample Location:

-

Miscellaneous Observations:

-

Stormwater Sampling

Project Name:	Fayetteville Stormwater Sampling	Location ID:	8
Samplers:	BRANDON WEIDNER, KIRSTEN GARD	Project Manager:	TRACY OVBHEY
Sampling Event:	P11 -Dry		
Site:	Fayetteville Works	Date:	12/9/2021
		Time:	09:25

FIELD OBSERVATIONS

Weather Conditions:	Cloudy and None	Air Temp:	46.0	degrees F
Water Flow:	Flowing	Wind Speed:	6.0	mph
Water Quality Condition:	None			
Water Clarity:	Cloudy (>4" vis)			
Water Color:	Colorless			
Water Odor:	None			

Other Significant Observations or Unusual Occurences:

Flow Reading: -

SAMPLE DETAILS*

Sample ID:	STW-LOC-8-4-120921
QA/QC:	-
Field Filtered:	No
Sampling Method:	ISCO
Sample Start Date:	12-09-2021
Sample Start Time:	13:11
Sample End Date:	12-09-2021
Sample End Time:	16:51
Sample Date:	12-09-2021
Sample Time:	16:51
Number of Cycles:	12
Total ISCO Run Time Hours:	4

ALL PARAMETERS ANALYZED

Table 3+ (20) LL Including HFPO-DA, 537 MOD (13) PFCAs

*Note: Sample start time required for grab and composite samples. Sample end time required for composite samples only.

FIELD MEASUREMENTS**

Parameter	
Temperature (°C)	14.3
pH (s.u.)	8.51
Specific Conductivity (µS/cm)	1122.8
Disssolved Oxygen (mg/L)	9.41
Oxidation Reduction Potential (mV)	-14.1
Turbidity (NTU)	0.91
Total Dissolved Solids (mg/L)	-

PHOTO AT SAMPLE LOCATION

Observation of Sample Location:

-

Miscellaneous Observations:

-

Stormwater Sampling

Project Name:	Fayetteville Stormwater Sampling	Location ID:	9
Samplers:	BRANDON WEIDNER,LUKE TART	Project Manager:	TRACY OVBHEY
Sampling Event:	P11 - Full		
Site:	Fayetteville Works	Date:	12-08-2021
		Time:	11:12

FIELD OBSERVATIONS

Weather Conditions:	Cloudy and Rain	Air Temp:	46.0	degrees F
Water Flow:	Flowing	Wind Speed:	5.0	mph
Water Quality Condition:	None			
Water Clarity:	Clear (see bottom)			
Water Color:	Colorless			
Water Odor:	None			

Other Significant Observations or Unusual Occurences:

-

Flow Reading: -

SAMPLE DETAILS*

Sample ID:	STW-LOC-9-1.33-120821
QA/QC:	-
Field Filtered:	No
Sampling Method:	ISCO
Sample Start Date:	12-08-2021
Sample Start Time:	11:02
Sample End Date:	12-08-2021
Sample End Time:	11:42
Sample Date:	12-08-2021
Sample Time:	11:42
Number of Cycles:	2
Total ISCO Run Time Hours:	1.33

ALL PARAMETERS ANALYZED

Table 3+ (20) LL Including HFPO-DA, 537 MOD (13)
PFCAs

*Note: Sample start time required for grab and composite samples. Sample end time required for composite samples only.

FIELD MEASUREMENTS**

Parameter	
Temperature (°C)	18.26
pH (s.u.)	7.35
Specific Conductivity (µS/cm)	166.66
Disssolved Oxygen (mg/L)	8.38
Oxidation Reduction Potential (mV)	115
Turbidity (NTU)	5.48
Total Dissolved Solids (mg/L)	-

PHOTO AT SAMPLE LOCATION

--

Observation of Sample Location:

-

Miscellaneous Observations:

-

Stormwater Sampling

Project Name:	Fayetteville Stormwater Sampling	Location ID:	9A
Samplers:	BRANDON WEIDNER, LUIS TORRES	Project Manager:	TRACY OVBHEY
Sampling Event:	P11 -Dry		
Site:	Fayetteville Works	Date:	12-09-2021
		Time:	12:38

FIELD OBSERVATIONS

Weather Conditions:	Cloudy and None	Air Temp:	48.0	degrees F
Water Flow:	Flowing	Wind Speed:	6.0	mph
Water Quality Condition:	None			
Water Clarity:	Clear (see bottom)			
Water Color:	Colorless			
Water Odor:	None			

Other Significant Observations or Unusual Occurences:

-

Flow Reading: -

SAMPLE DETAILS*

Sample ID:	STW-LOC-9A-120921
QA/QC:	-
Field Filtered:	No
Sampling Method:	Grab
Sample Start Date:	-
Sample Start Time:	-
Sample End Date:	-
Sample End Time:	-
Sample Date:	12-09-2021
Sample Time:	12:45
Number of Cycles:	-
Total ISCO Run Time Hours:	-

ALL PARAMETERS ANALYZED

Table 3+ (20) LL Including HFPO-DA, 537 MOD (13) PFCAs

*Note: Sample start time required for grab and composite samples. Sample end time required for composite samples only.

FIELD MEASUREMENTS**

Parameter	
Temperature (°C)	19.37
pH (s.u.)	7.92
Specific Conductivity (µS/cm)	205.1
Disssolved Oxygen (mg/L)	8.61
Oxidation Reduction Potential (mV)	53.2
Turbidity (NTU)	2.31
Total Dissolved Solids (mg/L)	-

PHOTO AT SAMPLE LOCATION

--

Observation of Sample Location:

-

Miscellaneous Observations:

-

Stormwater Sampling

Project Name:	Fayetteville Stormwater Sampling	Location ID:	10A
Samplers:	BRANDON WEIDNER,LUKE TART	Project Manager:	TRACY OVBHEY
Sampling Event:	P11 - Full		
Site:	Fayetteville Works	Date:	12-08-2021
		Time:	10:48

FIELD OBSERVATIONS

Weather Conditions:	Cloudy and Rain	Air Temp:	45.0	degrees F
Water Flow:	Flowing	Wind Speed:	8.0	mph
Water Quality Condition:	None			
Water Clarity:	Clear (see bottom)			
Water Color:	Colorless			
Water Odor:	None			

Other Significant Observations or Unusual Occurences:

Flow Reading: -

SAMPLE DETAILS*

Sample ID:	STW-LOC-10A-8-120821
QA/QC:	-
Field Filtered:	No
Sampling Method:	ISCO
Sample Start Date:	12-08-2021
Sample Start Time:	06:12
Sample End Date:	12-08-2021
Sample End Time:	13:32
Sample Date:	12-08-2021
Sample Time:	13:32
Number of Cycles:	12
Total ISCO Run Time Hours:	8

ALL PARAMETERS ANALYZED

Table 3+ (20) LL Including HFPO-DA, 537 MOD (13) PFCAs

*Note: Sample start time required for grab and composite samples. Sample end time required for composite samples only.

FIELD MEASUREMENTS**

Parameter	
Temperature (°C)	17.18
pH (s.u.)	7.84
Specific Conductivity (µS/cm)	176.63
Disssolved Oxygen (mg/L)	8.61
Oxidation Reduction Potential (mV)	87.6
Turbidity (NTU)	5.85
Total Dissolved Solids (mg/L)	-

PHOTO AT SAMPLE LOCATION

Observation of Sample Location:

-

Miscellaneous Observations:

-

Stormwater Sampling

Project Name:	Fayetteville Stormwater Sampling	Location ID:	11
Samplers:	BRANDON WEIDNER,LUKE TART	Project Manager:	TRACY OVBHEY
Sampling Event:	P11 - Full		
Site:	Fayetteville Works	Date:	12-08-2021
		Time:	11:00

FIELD OBSERVATIONS

Weather Conditions:	Cloudy and Rain	Air Temp:	45.0	degrees F
Water Flow:	Flowing	Wind Speed:	7.0	mph
Water Quality Condition:	None			
Water Clarity:	Cloudy (>4" vis)			
Water Color:	Colorless			
Water Odor:	None			

Other Significant Observations or Unusual Occurences:

-

Flow Reading: -

SAMPLE DETAILS*

Sample ID:	STW-LOC-11-8-120821
QA/QC:	-
Field Filtered:	No
Sampling Method:	ISCO
Sample Start Date:	12-08-2021
Sample Start Time:	08:15
Sample End Date:	12-08-2021
Sample End Time:	15:35
Sample Date:	12-08-2021
Sample Time:	15:35
Number of Cycles:	12
Total ISCO Run Time Hours:	8

ALL PARAMETERS ANALYZED

Table 3+ (20) LL Including HFPO-DA, 537 MOD (13)
PFCAs

*Note: Sample start time required for grab and composite samples. Sample end time required for composite samples only.

FIELD MEASUREMENTS**

Parameter	
Temperature (°C)	15.35
pH (s.u.)	7.22
Specific Conductivity (µS/cm)	98.25
Disssolved Oxygen (mg/L)	9.04
Oxidation Reduction Potential (mV)	156.6
Turbidity (NTU)	26.8
Total Dissolved Solids (mg/L)	-

PHOTO AT SAMPLE LOCATION

--

Observation of Sample Location:

-

Miscellaneous Observations:

-

Stormwater Sampling

Project Name:	Fayetteville Stormwater Sampling	Location ID:	12
Samplers:	BRANDON WEIDNER,LUKE TART	Project Manager:	TRACY OVBHEY
Sampling Event:	P11 - Full		
Site:	Fayetteville Works	Date:	12-08-2021
		Time:	10:51

FIELD OBSERVATIONS

Weather Conditions:	Cloudy and Rain	Air Temp:	45.0	degrees F
Water Flow:	Flowing	Wind Speed:	7.0	mph
Water Quality Condition:	None			
Water Clarity:	Clear (see bottom)			
Water Color:	Colorless			
Water Odor:	None			

Other Significant Observations or Unusual Occurences:

Flow Reading: -

SAMPLE DETAILS*

Sample ID:	STW-LOC-12-8-120821
QA/QC:	-
Field Filtered:	No
Sampling Method:	ISCO
Sample Start Date:	12-08-2021
Sample Start Time:	07:11
Sample End Date:	12-08-2021
Sample End Time:	14:31
Sample Date:	12-08-2021
Sample Time:	14:31
Number of Cycles:	12
Total ISCO Run Time Hours:	8

ALL PARAMETERS ANALYZED

Table 3+ (20) LL Including HFPO-DA, 537 MOD (13) PFCAs

*Note: Sample start time required for grab and composite samples. Sample end time required for composite samples only.

FIELD MEASUREMENTS**

Parameter	
Temperature (°C)	16.1
pH (s.u.)	7.99
Specific Conductivity (µS/cm)	78.05
Disssolved Oxygen (mg/L)	9.33
Oxidation Reduction Potential (mV)	87.5
Turbidity (NTU)	14.5
Total Dissolved Solids (mg/L)	-

PHOTO AT SAMPLE LOCATION

Observation of Sample Location:

-

Miscellaneous Observations:

-

Stormwater Sampling

Project Name:	Fayetteville Stormwater Sampling	Location ID:	13
Samplers:	KIRSTEN GARD,LUIS TORRES	Project Manager:	TRACY OVBHEY
Sampling Event:	P11 - Full		
Site:	Fayetteville Works	Date:	12-08-2021
		Time:	09:45

FIELD OBSERVATIONS

Weather Conditions:	Cloudy and Rain	Air Temp:	41.0	degrees F
Water Flow:	Flowing	Wind Speed:	6.0	mph
Water Quality Condition:	None			
Water Clarity:	Clear (see bottom)			
Water Color:	Colorless			
Water Odor:	None			

Other Significant Observations or Unusual Occurences:

-

Flow Reading: -

SAMPLE DETAILS*

Sample ID:	STW-LOC-13-8-121321
QA/QC:	-
Field Filtered:	No
Sampling Method:	ISCO
Sample Start Date:	12/8/2021
Sample Start Time:	7:14
Sample End Date:	12/8/2021
Sample End Time:	14:34
Sample Date:	12/8/2021
Sample Time:	14:34
Number of Cycles:	12
Total ISCO Run Time Hours:	8

ALL PARAMETERS ANALYZED

Table 3+ (20) LL Including HFPO-DA, 537 MOD (13)
PFCAs

*Note: Sample start time required for grab and composite samples. Sample end time required for composite samples only.

FIELD MEASUREMENTS**

Parameter	
Temperature (°C)	13.4
pH (s.u.)	7.06
Specific Conductivity (µS/cm)	23.76
Disssolved Oxygen (mg/L)	9.99
Oxidation Reduction Potential (mV)	135.6
Turbidity (NTU)	3.76
Total Dissolved Solids (mg/L)	-

PHOTO AT SAMPLE LOCATION

--

Observation of Sample Location:

-

Miscellaneous Observations:

-

Stormwater Sampling

Project Name:	Fayetteville Stormwater Sampling	Location ID:	14
Samplers:	BRANDON WEIDNER,LUKE TART	Project Manager:	TRACY OVBHEY
Sampling Event:	P11 - Full		
Site:	Fayetteville Works	Date:	12-08-2021
		Time:	10:33

FIELD OBSERVATIONS

Weather Conditions:	Cloudy and Rain	Air Temp:	45.0	degrees F
Water Flow:	Flowing	Wind Speed:	7.0	mph
Water Quality Condition:	None			
Water Clarity:	Clear (see bottom)			
Water Color:	Colorless			
Water Odor:	None			

Other Significant Observations or Unusual Occurences:

Flow Reading: -

SAMPLE DETAILS*

Sample ID:	STW-LOC-14-8-120821
QA/QC:	-
Field Filtered:	No
Sampling Method:	ISCO
Sample Start Date:	12-08-2021
Sample Start Time:	7:18
Sample End Date:	12-08-2021
Sample End Time:	14:38
Sample Date:	12-08-2021
Sample Time:	14:38
Number of Cycles:	12
Total ISCO Run Time Hours:	8

ALL PARAMETERS ANALYZED

Table 3+ (20) LL Including HFPO-DA, 537 MOD (13) PFCAs

*Note: Sample start time required for grab and composite samples. Sample end time required for composite samples only.

FIELD MEASUREMENTS**

Parameter	
Temperature (°C)	21.92
pH (s.u.)	8.2
Specific Conductivity (µS/cm)	406.64
Disssolved Oxygen (mg/L)	7.44
Oxidation Reduction Potential (mV)	17.8
Turbidity (NTU)	13
Total Dissolved Solids (mg/L)	-

PHOTO AT SAMPLE LOCATION

Observation of Sample Location:

-

Miscellaneous Observations:

-

Stormwater Sampling

Project Name:	Fayetteville Stormwater Sampling	Location ID:	15
Samplers:	KIRSTEN GARD,LUIS TORRES	Project Manager:	TRACY OVBHEY
Sampling Event:	P11 - Full		
Site:	Fayetteville Works	Date:	12-08-2021
		Time:	09:48

FIELD OBSERVATIONS

Weather Conditions:	Cloudy and Rain	Air Temp:	45.0	degrees F
Water Flow:	Flowing	Wind Speed:	6.0	mph
Water Quality Condition:	None			
Water Clarity:	Clear (see bottom)			
Water Color:	Colorless			
Water Odor:	None			

Other Significant Observations or Unusual Occurences:

Flow Reading: -

SAMPLE DETAILS*

Sample ID:	STW-LOC-15-8-120821
QA/QC:	-
Field Filtered:	No
Sampling Method:	ISCO
Sample Start Date:	12/8/2021
Sample Start Time:	6:12
Sample End Date:	12/8/2021
Sample End Time:	13:32
Sample Date:	12/8/2021
Sample Time:	13:32
Number of Cycles:	12
Total ISCO Run Time Hours:	8

ALL PARAMETERS ANALYZED

Table 3+ (20) LL Including HFPO-DA, 537 MOD (13) PFCAs

*Note: Sample start time required for grab and composite samples. Sample end time required for composite samples only.

FIELD MEASUREMENTS**

Parameter	
Temperature (°C)	9.55
pH (s.u.)	7.05
Specific Conductivity (µS/cm)	109.6
Disssolved Oxygen (mg/L)	10.16
Oxidation Reduction Potential (mV)	109.6
Turbidity (NTU)	20.7
Total Dissolved Solids (mg/L)	-

PHOTO AT SAMPLE LOCATION

Observation of Sample Location:

-

Miscellaneous Observations:

-

Stormwater Sampling

Project Name:	Fayetteville Stormwater Sampling	Location ID:	18
Samplers:	BRANDON WEIDNER, KIRSTEN GARD	Project Manager:	TRACY OVBHEY
Sampling Event:	P11 -Dry		
Site:	Fayetteville Works	Date:	12-10-2021
		Time:	09:48

FIELD OBSERVATIONS

Weather Conditions:	Cloudy and None	Air Temp:	47.0	degrees F
Water Flow:	Flowing	Wind Speed:	5.0	mph
Water Quality Condition:	None			
Water Clarity:	Cloudy (>4" vis)			
Water Color:	Colorless			
Water Odor:	None			

Other Significant Observations or Unusual Occurences:

-

Flow Reading: -

SAMPLE DETAILS*

Sample ID:	STW-LOC-18-4-121021
QA/QC:	-
Field Filtered:	No
Sampling Method:	ISCO
Sample Start Date:	12/10/2021
Sample Start Time:	13:05
Sample End Date:	12/10/2021
Sample End Time:	16:45
Sample Date:	12/10/2021
Sample Time:	16:45
Number of Cycles:	12
Total ISCO Run Time Hours:	4

ALL PARAMETERS ANALYZED

Table 3+ (20) LL Including HFPO-DA, 537 MOD (13)
PFCAs

*Note: Sample start time required for grab and composite samples. Sample end time required for composite samples only.

FIELD MEASUREMENTS**

Parameter	
Temperature (°C)	18.93
pH (s.u.)	9.26
Specific Conductivity (µS/cm)	163.06
Disssolved Oxygen (mg/L)	7.17
Oxidation Reduction Potential (mV)	12.2
Turbidity (NTU)	91.6
Total Dissolved Solids (mg/L)	-

PHOTO AT SAMPLE LOCATION

--

Observation of Sample Location:

-

Miscellaneous Observations:

-

Stormwater Sampling

Project Name:	Fayetteville Stormwater Sampling	Location ID:	19A
Samplers:	BRANDON WEIDNER, LUIS TORRES	Project Manager:	TRACY OVBHEY
Sampling Event:	P11 -Dry		
Site:	Fayetteville Works	Date:	12-09-2021
		Time:	11:55

FIELD OBSERVATIONS

Weather Conditions:	Cloudy and None	Air Temp:	46.0	degrees F
Water Flow:	Flowing	Wind Speed:	6.0	mph
Water Quality Condition:	None			
Water Clarity:	Murky (<4' vis)			
Water Color:	Colorless			
Water Odor:	None			

Other Significant Observations or Unusual Occurences:

Flow Reading: -

SAMPLE DETAILS*

Sample ID:	STW-LOC-19A-120921
QA/QC:	-
Field Filtered:	No
Sampling Method:	-
Sample Start Date:	-
Sample Start Time:	-
Sample End Date:	-
Sample End Time:	-
Sample Date:	12/9/2021
Sample Time:	11:35
Number of Cycles:	-
Total ISCO Run Time Hours:	-

ALL PARAMETERS ANALYZED

Table 3+ (20) LL Including HFPO-DA, 537 MOD (13) PFCAs

*Note: Sample start time required for grab and composite samples. Sample end time required for composite samples only.

FIELD MEASUREMENTS**

Parameter	
Temperature (°C)	29.49
pH (s.u.)	8.31
Specific Conductivity (µS/cm)	371.43
Disssolved Oxygen (mg/L)	5.6
Oxidation Reduction Potential (mV)	-21
Turbidity (NTU)	213.31
Total Dissolved Solids (mg/L)	-

PHOTO AT SAMPLE LOCATION

Observation of Sample Location:

-

Miscellaneous Observations:

-

Stormwater Sampling

Project Name:	Fayetteville Stormwater Sampling	Location ID:	19B
Samplers:	BEN KRAUSE,LUIS TORRES	Project Manager:	TRACY OVBHEY
Sampling Event:	P11 -Dry		
Site:	Fayetteville Works	Date:	12-09-2021
		Time:	11:35

FIELD OBSERVATIONS

Weather Conditions:	Cloudy and None	Air Temp:	46.0	degrees F
Water Flow:	Flowing	Wind Speed:	6.0	mph
Water Quality Condition:	None			
Water Clarity:	Clear (see bottom)			
Water Color:	Colorless			
Water Odor:	None			

Other Significant Observations or Unusual Occurences:

-

Flow Reading: -

SAMPLE DETAILS*

Sample ID:	STW-LOC-19B-120921
QA/QC:	-
Field Filtered:	No
Sampling Method:	Grab
Sample Start Date:	-
Sample Start Time:	-
Sample End Date:	-
Sample End Time:	-
Sample Date:	12-09-2021
Sample Time:	11:55
Number of Cycles:	-
Total ISCO Run Time Hours:	-

ALL PARAMETERS ANALYZED

537 MOD Including HFPO-DA Table 3+ (20) Including HFPO-DA

*Note: Sample start time required for grab and composite samples. Sample end time required for composite samples only.

FIELD MEASUREMENTS**

Parameter	
Temperature (°C)	31.95
pH (s.u.)	7.96
Specific Conductivity (µS/cm)	150.41
Disssolved Oxygen (mg/L)	6.85
Oxidation Reduction Potential (mV)	10.3
Turbidity (NTU)	16.4
Total Dissolved Solids (mg/L)	-

PHOTO AT SAMPLE LOCATION

--

Observation of Sample Location:

-

Miscellaneous Observations:

-

Stormwater Sampling

Project Name:	Fayetteville Stormwater Sampling	Location ID:	20
Samplers:	KIRSTEN GARD,LUIS TORRES	Project Manager:	TRACY OVBHEY
Sampling Event:	P11 - Full		
Site:	Fayetteville Works	Date:	12-08-2021
		Time:	10:10

FIELD OBSERVATIONS

Weather Conditions:	Cloudy and Rain	Air Temp:	42.0	degrees F
Water Flow:	Flowing	Wind Speed:	6.0	mph
Water Quality Condition:	None			
Water Clarity:	Cloudy (>4" vis)			
Water Color:	Brown			
Water Odor:	None			

Other Significant Observations or Unusual Occurences:

Flow Reading: -

SAMPLE DETAILS*

Sample ID:	STW-LOC-20-4.66-120821
QA/QC:	-
Field Filtered:	No
Sampling Method:	ISCO
Sample Start Date:	12/8/2021
Sample Start Time:	7:31
Sample End Date:	12/8/2021
Sample End Time:	11:31
Sample Date:	12/8/2021
Sample Time:	11:31
Number of Cycles:	7
Total ISCO Run Time Hours:	4.66

ALL PARAMETERS ANALYZED

Table 3+ (20) LL Including HFPO-DA, 537 MOD (13) PFCAs

*Note: Sample start time required for grab and composite samples. Sample end time required for composite samples only.

FIELD MEASUREMENTS**

Parameter	
Temperature (°C)	12.79
pH (s.u.)	7.18
Specific Conductivity (µS/cm)	108.68
Disssolved Oxygen (mg/L)	9.98
Oxidation Reduction Potential (mV)	127.2
Turbidity (NTU)	17.27
Total Dissolved Solids (mg/L)	-

PHOTO AT SAMPLE LOCATION

Observation of Sample Location:

-

Miscellaneous Observations:

-

Stormwater Sampling

Project Name:	Fayetteville Stormwater Sampling	Location ID:	21B
Samplers:	BRANDON WEIDNER, LUIS TORRES	Project Manager:	TRACY OVBHEY
Sampling Event:	P11 -Dry		
Site:	Fayetteville Works	Date:	12-09-2021
		Time:	12:20

FIELD OBSERVATIONS

Weather Conditions:	Cloudy and None	Air Temp:	47.0	degrees F
Water Flow:	Flowing	Wind Speed:	5.0	mph
Water Quality Condition:	None			
Water Clarity:	Clear (see bottom)			
Water Color:	Colorless			
Water Odor:	None			

Other Significant Observations or Unusual Occurences:

-

Flow Reading: -

SAMPLE DETAILS*

Sample ID:	STW-LOC-21B-120921
QA/QC:	-
Field Filtered:	No
Sampling Method:	Grab
Sample Start Date:	-
Sample Start Time:	-
Sample End Date:	-
Sample End Time:	-
Sample Date:	12-09-2021
Sample Time:	12:45
Number of Cycles:	-
Total ISCO Run Time Hours:	-

ALL PARAMETERS ANALYZED

537 MOD Including HFPO-DA Table 3+ (20) Including HFPO-DA

*Note: Sample start time required for grab and composite samples. Sample end time required for composite samples only.

FIELD MEASUREMENTS**

Parameter	
Temperature (°C)	11.43
pH (s.u.)	8.11
Specific Conductivity (µS/cm)	197.36
Disssolved Oxygen (mg/L)	10.23
Oxidation Reduction Potential (mV)	9.8
Turbidity (NTU)	2.31
Total Dissolved Solids (mg/L)	-

PHOTO AT SAMPLE LOCATION

--

Observation of Sample Location:

-

Miscellaneous Observations:

-

Stormwater Sampling

Project Name:	Fayetteville Stormwater Sampling	Location ID:	22
Samplers:	BRANDON WEIDNER, KIRSTEN GARD	Project Manager:	TRACY OVBHEY
Sampling Event:	P11 -Dry		
Site:	Fayetteville Works	Date:	12/9/2021
		Time:	12:33

FIELD OBSERVATIONS

Weather Conditions:	Cloudy and None	Air Temp:	46.0	degrees F
Water Flow:	Flowing	Wind Speed:	6.0	mph
Water Quality Condition:	Scum Foam			
Water Clarity:	Murky (<4' vis)			
Water Color:	Milky			
Water Odor:	None			

Other Significant Observations or Unusual Occurences:

-

Flow Reading: -

SAMPLE DETAILS*

Sample ID:	STW-LOC-22-4-120921
QA/QC:	-
Field Filtered:	No
Sampling Method:	ISCO
Sample Start Date:	12-09-2021
Sample Start Time:	12:41
Sample End Date:	12-09-2021
Sample End Time:	16:21
Sample Date:	12-09-2021
Sample Time:	16:21
Number of Cycles:	12
Total ISCO Run Time Hours:	4

ALL PARAMETERS ANALYZED

Table 3+ (20) LL Including HFPO-DA, 537 MOD (13)
PFCAs

*Note: Sample start time required for grab and composite samples. Sample end time required for composite samples only.

FIELD MEASUREMENTS**

Parameter	
Temperature (°C)	23.28
pH (s.u.)	9.44
Specific Conductivity (µS/cm)	364.38
Disssolved Oxygen (mg/L)	6.99
Oxidation Reduction Potential (mV)	-87.5
Turbidity (NTU)	190
Total Dissolved Solids (mg/L)	-

PHOTO AT SAMPLE LOCATION

--

Observation of Sample Location:

-

Miscellaneous Observations:

-

Stormwater Sampling

Project Name:	Fayetteville Stormwater Sampling	Location ID:	23C-1
Samplers:	BRANDON WEIDNER, KIRSTEN GARD	Project Manager:	TRACY OVBHEY
Sampling Event:	P11 -Dry		
Site:	Fayetteville Works	Date:	12-10-2021
		Time:	10:04

FIELD OBSERVATIONS

Weather Conditions:	Cloudy and None	Air Temp:	46.0	degrees F
Water Flow:	Flowing	Wind Speed:	6.0	mph
Water Quality Condition:	Oil Grease			
Water Clarity:	Clear (see bottom)			
Water Color:	Colorless and Red layer			
Water Odor:	Yes			

Other Significant Observations or Unusual Occurences:

Red greasy film on the top layer of surface

Flow Reading: -

SAMPLE DETAILS*

Sample ID:	STW-LOC-23C-1-4-121021
QA/QC:	-
Field Filtered:	No
Sampling Method:	ISCO
Sample Start Date:	12/10/2021
Sample Start Time:	11:28
Sample End Date:	12/10/2021
Sample End Time:	15:08
Sample Date:	12/10/2021
Sample Time:	15:08
Number of Cycles:	12
Total ISCO Run Time Hours:	4

ALL PARAMETERS ANALYZED


Table 3+ (20) LL Including HFPO-DA, 537 MOD (13) PFCAs

*Note: Sample start time required for grab and composite samples. Sample end time required for composite samples only.

FIELD MEASUREMENTS**

Parameter	
Temperature (°C)	16.94
pH (s.u.)	7.65
Specific Conductivity (µS/cm)	215.53
Disssolved Oxygen (mg/L)	8.47
Oxidation Reduction Potential (mV)	-18.4
Turbidity (NTU)	9.36
Total Dissolved Solids (mg/L)	-

PHOTO AT SAMPLE LOCATION



Observation of Sample Location:

-

Miscellaneous Observations:

-

Stormwater Sampling

Project Name:	Fayetteville Stormwater Sampling	Location ID:	23C-2
Samplers:	BRANDON WEIDNER, KIRSTEN GARD	Project Manager:	TRACY OVBEBY
Sampling Event:	P11 -Dry		
Site:	Fayetteville Works	Date:	12/9/2021
		Time:	13:45

FIELD OBSERVATIONS

Weather Conditions:	Cloudy and None	Air Temp:	46.0	degrees F
Water Flow:	Flowing	Wind Speed:	6.0	mph
Water Quality Condition:	None			
Water Clarity:	Cloudy (>4" vis)			
Water Color:	Colorless			
Water Odor:	None			

Other Significant Observations or Unusual Occurences:

-

Flow Reading: -

SAMPLE DETAILS*

Sample ID:	STW-LOC-23C-2-4-120921
QA/QC:	-
Field Filtered:	No
Sampling Method:	ISCO
Sample Start Date:	12-09-2021
Sample Start Time:	13:51
Sample End Date:	12-09-2021
Sample End Time:	17:31
Sample Date:	12-09-2021
Sample Time:	17:31
Number of Cycles:	12
Total ISCO Run Time Hours:	4

ALL PARAMETERS ANALYZED

Table 3+ (20) LL Including HFPO-DA, 537 MOD (13) PFCAs

*Note: Sample start time required for grab and composite samples. Sample end time required for composite samples only.

FIELD MEASUREMENTS**

Parameter	
Temperature (°C)	20.12
pH (s.u.)	7.13
Specific Conductivity (µS/cm)	197.97
Disssolved Oxygen (mg/L)	7.84
Oxidation Reduction Potential (mV)	-23.2
Turbidity (NTU)	2.14
Total Dissolved Solids (mg/L)	-

PHOTO AT SAMPLE LOCATION

Observation of Sample Location:

-

Miscellaneous Observations:

-

Stormwater Sampling

Project Name:	Fayetteville Stormwater Sampling	Location ID:	23C-3
Samplers:	BRANDON WEIDNER, KIRSTEN GARD	Project Manager:	TRACY OVBHEY
Sampling Event:	P11 -Dry		
Site:	Fayetteville Works	Date:	12/9/2021
		Time:	13:35

FIELD OBSERVATIONS

Weather Conditions:	Cloudy and None	Air Temp:	46.0	degrees F
Water Flow:	Flowing	Wind Speed:	6.0	mph
Water Quality Condition:	None			
Water Clarity:	Cloudy (>4" vis)			
Water Color:	Colorless			
Water Odor:	None			

Other Significant Observations or Unusual Occurences:

-

Flow Reading: -

SAMPLE DETAILS*

Sample ID:	STW-LOC-23C-3-3.33-120921
QA/QC:	-
Field Filtered:	No
Sampling Method:	ISCO
Sample Start Date:	12-09-2021
Sample Start Time:	13:46
Sample End Date:	12-09-2021
Sample End Time:	17:06
Sample Date:	12-09-2021
Sample Time:	16:46
Number of Cycles:	10
Total ISCO Run Time Hours:	3.33

ALL PARAMETERS ANALYZED

Table 3+ (20) LL Including HFPO-DA, 537 MOD (13)
PFCAs

*Note: Sample start time required for grab and composite samples. Sample end time required for composite samples only.

FIELD MEASUREMENTS**

Parameter	
Temperature (°C)	17.34
pH (s.u.)	9.63
Specific Conductivity (µS/cm)	468.69
Disssolved Oxygen (mg/L)	8.53
Oxidation Reduction Potential (mV)	6.4
Turbidity (NTU)	124.5
Total Dissolved Solids (mg/L)	-

PHOTO AT SAMPLE LOCATION

--

Observation of Sample Location:

-

Miscellaneous Observations:

-