



The Chemours Company  
1007 Market Street  
PO Box 2047  
Wilmington, DE 19899

302-773-1000 t  
chemours.com

February 8, 2023

Eleni Kavvadias  
Project Manager  
Corrective Action Section  
Land, Chemicals, and Redevelopment Division  
U.S. EPA Region 2  
290 Broadway  
New York, NY 10007-1866

**Chemours Chambers Works Surveying and PFAS Sampling Program  
Residential GAC System OM&M Results – 4Q22**

Dear Ms. Kavvadias:

The E.I. du Pont de Nemours and Company voluntarily conducted a residential drinking-water well surveying and sampling program within a two-mile radius surrounding the Chambers Works Facility in Deepwater, New Jersey in 2009. The Chemours Company (Chemours) implemented a second surveying and sampling program in 2016, referred to as the Ongoing 2016 Program, which covered the same geographic area as the 2009 surveying and sampling program. The Ongoing 2016 Program was implemented as part of the Resource Conservation and Recovery Act (RCRA) Corrective Action Program under the oversight of the U.S. Environmental Protection Agency (USEPA) through the Hazardous and Solid Waste Amendments of 1984 (HSWA) Permit No. NJD002385730. Based on the results from these programs, expanded areas of surveying and sampling were identified during the Ongoing 2016 Program, and surveying and sampling is still in progress.

Granular activated carbon (GAC) treatment systems are installed where residential potable wells, sampled as part of the Ongoing 2016 Program<sup>1</sup>, meet or exceed the New Jersey Drinking Water Standards listed below:

- Perfluorooctanoic Acid (PFOA) at 14 nanograms per liter (ng/L) or 0.014 micrograms per liter (µg/L)
- Perfluorooctanesulfonic Acid (PFOS) at 13 ng/L or 0.013 µg/L
- Perfluorononanoic Acid (PFNA) at 13 ng/L or 0.013 µg/L

Quarterly Operation, Maintenance, and Monitoring (OM&M) sampling for PFOA, PFOS, and PFNA is offered for each residential GAC treatment system<sup>2</sup> and the results are reported for each quarter within two weeks of receipt of the final laboratory analytical results.

---

<sup>1</sup> One potable well sampled in 2009 exceeded the 2009 USEPA Provisional Health Advisory of 400 ng/L and a GAC treatment system was installed at that residence to treat the drinking water on June 15, 2009.

<sup>2</sup> Well owners are contacted by telephone to schedule quarterly sampling. If no response is received, Chemours makes at least two additional attempts to contact the well owner. If Chemours is unable to contact the owner and schedule sampling, a non-response letter is prepared and sent to the well owner, is copied to the township municipal clerk, and the Salem County Health Department and shared with USEPA and NJDEP.

The following documentation for this quarter's residential GAC system monitoring is attached:

- Table 1, which provides information for all residential GAC systems installed as a result of this surveying and sampling program, including residential GAC systems that were installed during this quarter and will be incorporated into the OM&M program in the next quarter, as well as any residential GAC systems that were removed after installation and the justification for removal, organized by Regulatory Location ID<sup>3</sup>
- Table 2, which provides all PFOA, PFOS, and PFNA results to date for each residential GAC system included in this quarter's OM&M sampling as well as GAC systems that were installed during this quarter, organized by Regulatory Location ID
- Table 3, which provides all PFOA, PFOS, and PFNA results for each residential GAC system that has been removed and justification for removal, organized by Regulatory Location ID
- Figure 1, which provides the location of each residential GAC system installed as of the end of this quarter and also provides the location of each residential GAC system that has been removed, shown by Regulatory Location ID.

If you have any questions, please call me at (302) 773-1289.

Sincerely,



Andrew S. Hartten  
Remediation Manager  
Chemours Corporate Remediation Group

Attachments

cc: Helen Dudar, NJDEP Case Manager

---

<sup>3</sup> Chemours posts the results from the ongoing residential drinking-water well surveying and sampling and treatment system OM&M programs to a publicly accessible website (<https://www.chemours.com/en/about-chemours/global-reach/chambers-works>) for the Chambers Works Facility in Deepwater, New Jersey in association with the public participation plan implemented under the site's RCRA Corrective Action Program. To ensure residential confidentiality, the potable well and treatment system results are identified by a Regulatory Location ID (a number assigned to the well), instead of the Location ID which is the potable well address or an abbreviated version of the address.

**Table 1  
Residential Granular Activated Carbon (GAC) System Information  
Chemours Chambers Works  
Deepwater, New Jersey**

GAC SYSTEM REGULATORY LOCATION ID	GAC SYSTEM INSTALLATION DATE	NOTES
3	1/4/2017	4Q17 - Homeowner did not return calls; GAC System not sampled 3Q18 - Homeowner did not return calls; GAC System not sampled 4Q18 - Homeowner did not return calls; GAC System not sampled 2Q19 - Homeowner did not return calls; GAC System not sampled 3Q19 - Homeowner did not return calls; GAC System not sampled 1Q20 - Declined Sampling due to COVID-19; GAC System not sampled 3Q20 - Homeowner did not return calls; GAC System not sampled 2Q21 - Home was in the process of being sold; GAC System not sampled 3Q21 - Home was in the process of being sold; GAC System not sampled 4Q21 - Home was in the process of being sold; GAC System not sampled 1Q22 - Unable to reach new owner; GAC System not sampled 2Q22 - Unable to reach new owner; letter mailed 5/4/2022; GAC System not sampled; referred to NJDEP and USEPA 6/2/2022 3Q22 - Unable to reach new owner; letter mailed 9/23/2022; GAC System not sampled; will receive annual contact letter in 2023 4Q22 - GAC System not sampled; will receive annual contact letter in 2023
9	10/12/2016	1Q18 - Carbon Changeout 1/9/2018 BED1 and BED2 - Fe
10	10/21/2016	1Q22 - Carbon Changeout 2/15/2022 BED1 and BED2 - 5 years
11	2/13/2018	4Q20 - Homeowner did not return calls; GAC System not sampled 1Q21 - Homeowner not available for sampling; GAC system not sampled 2Q21 - Homeowner not available for sampling; GAC system not sampled
12	1/31/2017	1Q21 - New well installed and sampled 2/10/2021 - not qualified; GAC System removed 3/19/2021
13	7/24/2018	
20	11/3/2016	3Q20 - Carbon Changeout 8/5/2020 BED1 and BED2 - 5 years
21	10/20/2016	4Q21 - Carbon Changeout 12/30/2021 BED1 and BED2 - 5 years
25	12/12/2016	1Q22 - Carbon Changeout 2/3/2022 BED1 and BED2 - 5 years
26	12/2/2016	2Q17 - Following startup, resident noted iron taste in water. GAC System bypassed due to pressure and taste issues and was not sampled in 1Q17 and 2Q17. GAC System was switched to acid-washed GAC System to alleviate these issues in the beginning of 3Q17. 3Q17 - GAC System issues have been resolved and GAC System was sampled 4Q17 - Carbon Changeout 10/17/2017 BED1 and BED2 - Fe 4Q21 - Homeowner did not return calls; left hangtag 12/3/2021; GAC System not sampled 4Q22 - Carbon Changeout 11/30/2022 BED1 and BED2 - 5 years
27	1/17/2018	
28	1/24/2017	1Q20 - Homeowner did not return calls; GAC System not sampled 4Q21 - Carbon Changeout 11/16/2021 BED1 and BED2 - 5 years
29	1/9/2018	
31	5/17/2018	
37	11/7/2016	3Q20 - Carbon Changeout 8/4/2020 BED1 and BED2 - Fe/Pressure 1Q21 - Homeowner did not return calls; GAC System not sampled
38	12/7/2016	1Q22 - Carbon Changeout 2/22/2022 BED1 and BED2 - 5 years
40	5/5/2021	
43	11/3/2016	1Q22 - Carbon Changeout 3/17/2022 BED1 and BED2 - 5 years
44	4/13/2018	
50	2/7/2020	
54	10/20/2016	1Q22 - Carbon Changeout 1/12/2022 BED1 and BED2 - 5 years
58	10/19/2016	4Q17 - Carbon Changeout 12/18/2017 BED1 and BED2 - Fe 4Q21 - Homeowner did not return calls; GAC System not sampled 1Q22 - Carbon Changeout 1/19/2022 BED1 and BED2 - 5 years
59	2/7/2017	2Q22 - Carbon Changeout 5/19/2022 BED1 and BED2 - 5 years 3Q22 - Homeowner canceled sampling; GAC System not sampled 4Q22 - House vacant; GAC System not sampled
60	12/13/2016	4Q17 - Homeowner did not return calls; GAC System not sampled 2Q18 - Carbon Changeout 4/12/2018 BED1 and BED2 - Fe 2Q18 - Homeowner did not return calls; GAC System not sampled 3Q18 - Homeowner did not return calls; GAC System not sampled 4Q18 - Homeowner did not return calls; GAC System not sampled 4Q21 - Homeowner did not return calls; GAC System not sampled 1Q22 - Unable to reach owner; left hangtag on 3/10/2022; GAC System not sampled 2Q22 - Unable to reach owner; GAC System not sampled; referred to NJDEP and USEPA 6/2/2022 3Q22 - Unable to reach owner; left hangtag on 9/15/2022; GAC System not sampled; will receive annual contact letter in 2023 4Q22 - GAC System not sampled, will receive annual contact letter in 2023
61	12/1/2016	4Q21 - Carbon Changeout 11/10/2021 BED1 and BED2 - 5 years
62	10/6/2016	1Q22 - Carbon Changeout 2/10/2022 BED1 and BED2 - 5 years
66	10/11/2016	4Q21 - Carbon Changeout 11/22/2021 BED1 and BED2 - 5 years
68	10/24/2016	1Q22 - Carbon Changeout 3/1/2022 BED1 and BED2 - 5 years
70	6/15/2009	3Q15 - Carbon Changeout 7/22/2015 BED1 and BED2 - 5 years 3Q20 - Carbon Changeout 7/27/2020 BED1 and BED2 - 5 years
74	5/2/2018	
77	3/4/2020	3Q20 - Homeowner did not return calls; GAC System not sampled 4Q20 - Homeowner did not return calls; GAC System not sampled 1Q21 - Homeowner did not return calls; GAC System not sampled 2Q21 - Phone number out-of-service; unable to reach homeowner; GAC System not sampled 3Q21 - Phone number out-of-service; left hangtag on 9/16/2021; unable to reach homeowner; GAC System not sampled 4Q21 - Phone number out-of-service; mailed letter 11/23/2021 requesting to call in; unable to reach homeowner; GAC System not sampled 2Q22 - Homeowner did not return calls; left hangtag 6/6/2022; GAC System not sampled 3Q22 - Homeowner did not return calls; left hangtag 9/15/2022; GAC System not sampled
80	10/21/2016	3Q20 - Home was in the process of being sold; GAC System not sampled 1Q21 - Homeowner did not return calls; GAC System not sampled 1Q22 - Carbon Changeout 2/8/2022 BED1 and BED2 - 5 years
81	4/10/2017	2Q19 - Carbon Changeout 5/22/2019 BED 1 and BED 2 - Fe
91	10/12/2016	1Q22 - Carbon Changeout 2/1/2022 BED1 and BED2 - 5 years
92	7/12/2021	4Q21 - Homeowner did not return calls; GAC System not sampled
94	10/19/2016	1Q18 - Carbon Changeout 2/16/2018 BED1 and BED2 - Fe 1Q19 - Carbon Changeout 1/8/2019 BED1 and BED2 - Fe 4Q21 - Carbon Changeout 12/15/2021 BED1 and BED2 - 5 years
95	10/5/2016	1Q20 - Carbon Changeout 2/13/2020 BED1 and BED2 - Fe
96	11/8/2016	1Q20 - Carbon Changeout 2/13/2020 BED1 and BED2 - Fe
97	4/18/2018	
99	11/7/2016	1Q22 - Carbon Changeout 2/24/2022 BED1 and BED2 - 5 years
100	12/9/2016	1Q22 - Carbon Changeout 3/3/2022 BED1 and BED2 - 5 years
102	11/2/2016	3Q17 - Carbon Changeout 8/30/2017 BED1 and BED2 - Fe 4Q18 - Carbon Changeout 10/24/2018 BED1 and BED2 - Fe 4Q21 - Carbon Changeout 12/21/2021 BED1 and BED2 - 5 years
104	11/15/2016	1Q19 - Carbon Changeout 3/14/2019 BED1 and BED2 - Fe 1Q20 - Homeowner did not return calls; GAC System not sampled
108	1/6/2020	
113	9/30/2016	4Q21 - Carbon Changeout 12/07/2021 BED1 and BED2 - 5 years
115	6/21/2019	3Q20 - Homeowner did not return calls; GAC System not sampled 1Q21 - Homeowner is out-of-state; GAC System not sampled
121	12/27/2016	1Q22 - New well installed and sampled 01/26/2022 - not qualified; GAC System removed 3/29/2022
122	5/16/2017	2Q22 - Carbon Changeout 5/10/2022 BED1 and BED2 - 5 years
127	12/14/2016	1Q22 - Carbon Changeout 3/9/2022 BED1 and BED2 - 5 years 3Q22 - Home sold; hangtag left 9/15/2022; house vacant; plans to demolish home for warehouse development; GAC System not sampled 4Q22 - GAC System removed 10/26/2022 at owner's request, home expected to be demolished for warehouse development
129	2/17/2017	1Q22 - Carbon Changeout 3/23/2022 BED1 and BED2 - 5 years
133	6/23/2021	

**Table 1  
Residential Granular Activated Carbon (GAC) System Information  
Chemours Chambers Works  
Deepwater, New Jersey**

GAC SYSTEM REGULATORY LOCATION ID	GAC SYSTEM INSTALLATION DATE	NOTES
135	3/29/2017	1Q22 - Carbon Changeout 3/15/2022 BED1 and BED2 - 5 years
136	3/7/2017	3Q17 - Carbon Changeout 8/23/2017 BED1 and BED2 - Fe 3Q22 - Carbon Changeout 8/18/2022 BED1 and BED2 - 5 years
140	4/19/2017	2Q22 - Carbon Changeout 4/27/2022 BED1 and BED2 - 5 years
142	3/22/2017	1Q22 - Carbon Changeout 3/10/2022 BED1 and BED2 - 5 years
149	4/21/2017	2Q22 - Carbon Changeout 5/12/2022 BED1 and BED2 - 5 years
151	11/21/2017	2Q19 - Chemours connected residence to public water. Connection completed 6/13/2019. GAC System removed 6/21/2019
154	4/3/2017	4Q19 - Homeowner did not return calls; GAC System not sampled 3Q22 - Carbon Changeout 8/9/2022 BED1 and BED2 - 5 years
155	2/7/2018	
161	5/10/2017	3Q20 - Homeowner did not return calls; GAC System not sampled 2Q22 - House foreclosed; letter mailed to the bank 6/17/2022; GAC System not sampled 3Q22 - House foreclosed; GAC System not sampled; will receive annual contact letter in 2023 4Q22 - House sold to new owner; letter mailed 1/10/2022; homeowner contacted, no electric, no plumbing, GAC system no longer present; GAC System will be reinstalled when there is running water
162	5/11/2017	4Q21 - Carbon Changeout 10/21/2021 BED1 and BED2 - 5 years
164	8/3/2017	4Q17 - Carbon Changeout 11/2/2017 BED1 and BED2 - Fe 4Q22 - Carbon Changeout 12/13/2022 BED1 and BED2 - 5 years
168	4/20/2022	
169	7/6/2017	3Q17 - Carbon Changeout 8/23/2017 BED1 and BED2 - Fe 3Q22 - Carbon Changeout 8/31/2022 BED1 and BED2 - 5 years
170	7/5/2017	3Q22 - Carbon Changeout 8/30/2022 BED1 and BED2 - 5 years
171	7/31/2017	4Q19 - Carbon Changeout 10/11/2019 BED1 and BED2
172	9/12/2017	4Q17 - Carbon Changeout 11/2/2017 BED1 and BED2 - Fe 4Q22 - Carbon Changeout 12/14/2022 BED1 and BED2 - 5 years
175	8/1/2017	4Q22 - Home was in the process of being sold; GAC System not sampled
183	8/2/2017	4Q17 - Carbon Changeout 11/6/2017 BED1 and BED2 - Fe 1Q22 - Carbon Changeout 3/2/2022 BED1 and BED2 - 5 years
184	8/24/2017	4Q22 - Carbon Changeout 11/2/2022 BED1 and BED2 - 5 years
191	9/8/2017	4Q17 - Carbon Changeout 12/8/2017 BED1 - Fe 2Q19 - New well installed and sampled 5/16/2019 - not qualified; GAC System removed 6/20/2019
195	5/15/2019	
198	10/16/2017	
200	1/30/2019	
204	4/10/2018	2Q20 - Homeowner did not return calls; GAC System not sampled 4Q20 - Carbon Changeout 10/13/2020 BED1 and BED2 - Fe
205	1/17/2018	
206	1/31/2018	
207	2/2/2018	
208	2/13/2018	
209	1/19/2018	4Q19 - Homeowner did not return calls; GAC System not sampled
210	4/30/2018	3Q22 - New well installed by owner and qualified for treatment. Old well is included in Table 3, GAC System is treating new well. See REG LOC ID: 679 for new well.
211	2/1/2018	1Q20 - Homeowner declined sampling due to COVID-19; GAC System not sampled
213	1/10/2018	
214	4/20/2018	
215	1/16/2018	
216	1/19/2018	
217	1/16/2018	
218	1/25/2018	
219	1/25/2018	
220	10/21/2019	
221	2/21/2018	4Q18 - GAC System removed 10/19/2018 at owner's request, permanent bottled water
222	1/18/2018	
223	2/7/2018	
224	2/9/2018	
225	1/26/2018	2Q19 - Basement flooded; unable to access sampling port; GAC System not sampled
226	2/14/2018	
227	1/26/2018	
230	2/6/2018	
231	4/11/2018	3Q18 - Homeowner did not return calls; GAC System not sampled 1Q20 - Homeowner did not return calls; GAC System not sampled
232	2/23/2018	2Q21 - Carbon Changout 6/10/2021 BED1 and BED2 - results driven 3Q21 - Chemours connected residence to public water. Connection completed 6/25/2021. GAC System removed 6/25/2021. Well abandoned 08/12/2021.
233	3/27/2018	
235	2/9/2018	
236	5/4/2018	
237	2/20/2018	2Q20 - Homeowner did not return calls; GAC System not sampled 4Q22 - House vacant; GAC System not sampled
238	4/24/2018	
239	4/12/2018	
242	11/15/2019	4Q20 - Homeowner had COVID-19; GAC System not sampled 3Q21 - Homeowner did not return calls; GAC System not sampled
243	3/27/2018	
244	5/2/2018	4Q19 - Homeowner did not return calls; GAC System not sampled 2Q20 - Homeowner away on vacation; GAC System not sampled 3Q20 - Homeowner did not return calls; GAC System not sampled 4Q20 - Homeowner did not return calls; GAC System not sampled 3Q21 - Homeowner did not return calls; GAC System not sampled 3Q22 - Homeowner did not return calls; hangtag left 9/15/2022; GAC System not sampled
245	3/30/2018	4Q19 - GAC System removed 11/19/2019 at owner's request, permanent bottled water 2Q21 - Well water resampled, not qualified; permanent bottled water stopped; well included in QREP sampling
246	5/24/2018	
247	2/20/2018	
248	2/16/2018	4Q20 - Homeowner did not return calls; GAC System not sampled
249	9/28/2018	
250	9/19/2018	1Q20 - Homeowner did not return calls; GAC System not sampled 4Q20 - Homeowner did not return calls; GAC System not sampled 4Q21 - Homeowner did not return calls; GAC System not sampled
251	11/5/2019	4Q20 - Homeowner did not return calls; GAC System not sampled
255	2/22/2018	
256	3/13/2018	
257	5/4/2018	1Q20 - Homeowner canceled sampling and did not reschedule; GAC System not sampled
258	3/14/2018	
259	3/20/2018	1Q20 - Homeowner did not return calls; GAC System not sampled 1Q21 - Homeowner did not return calls; GAC System not sampled
260	3/20/2018	4Q20 - Homeowner did not return calls; GAC System not sampled
261	3/14/2018	
265	4/17/2018	
266	4/19/2018	
267	8/10/2022	
268	3/28/2018	4Q19 - Homeowner did not return calls; GAC System not sampled 3Q20 - Homeowner did not return calls; GAC System not sampled 2Q21 - Homeowner did not return calls; GAC System not sampled
269	2/27/2018	4Q21 - Carbon Changeout 12/09/2021 BED1 and BED2 - Pressure

**Table 1  
Residential Granular Activated Carbon (GAC) System Information  
Chemours Chambers Works  
Deepwater, New Jersey**

GAC SYSTEM REGULATORY LOCATION ID	GAC SYSTEM INSTALLATION DATE	NOTES
270	5/3/2018	
271	3/23/2018	
272	4/24/2018	
274	3/28/2018	4Q18 - Homeowner did not return calls; GAC System not sampled 4Q19 - Homeowner did not return calls; GAC System not sampled 1Q20 - Homeowner did not return calls; GAC System not sampled
278	5/30/2018	2Q20 - Homeowner away on vacation; GAC System not sampled
279	4/26/2022	
280	4/17/2018	4Q19 - Homeowner did not return calls; GAC System not sampled
281	5/14/2019	4Q19 - Homeowner did not return calls; GAC System not sampled 4Q20 - Homeowner did not return calls; GAC System not sampled 3Q21 - Homeowner did not return calls; GAC System not sampled
284	3/23/2018	
285	4/18/2018	1Q21 - Homeowner did not return calls; GAC System not sampled
286	6/15/2018	2Q19 - Homeowner did not return calls; GAC System not sampled 4Q19 - Homeowner did not return calls; GAC System not sampled 1Q20 - Homeowner did not return calls; GAC System not sampled 3Q20 - Homeowner did not return calls; GAC System not sampled 1Q21 - Homeowner did not return calls; GAC System not sampled 2Q22 - Homeowner did not return calls; left hangtag 6/14/2022; GAC System not sampled
288	4/18/2018	
289	6/22/2018	
290	9/18/2018	4Q19 - Homeowner did not return calls; GAC System not sampled 1Q20 - Homeowner did not return calls; GAC System not sampled 2Q21 - Homeowner did not return calls; GAC System not sampled 3Q21 - Phone number out-of-service; left hangtag on 9/16/2021; unable to reach homeowner; GAC System not sampled 4Q21 - Phone number out-of-service; mailed letter 11/23/2021 requesting to call in; unable to reach homeowner; GAC System not sampled
295	6/15/2018	1Q20 - Declined sampling due to COVID-19; GAC System not sampled 4Q20 - Homeowner did not return calls; GAC System not sampled
297	5/23/2018	
301	10/17/2018	
302	6/28/2018	4Q19 - New well installed and sampled 9/20/2019 - not qualified; GAC System removed 12/5/2019
303	9/5/2018	
309	9/27/2018	
310	9/4/2018	4Q18 - Homeowner did not return calls; GAC System not sampled 3Q19 - Home is under construction, no one is living at the home or drinking the water at this time; GAC System not sampled 4Q19 - Home is under construction, no one is living at the home or drinking the water at this time; GAC System not sampled 3Q21 - Home was inadvertently not offered sampling; GAC System not sampled
320	10/16/2018	
324	11/6/2018	
327	12/18/2018	
328	8/8/2019	
330	12/12/2018	1Q19 - Homeowner did not return calls; GAC System not sampled 4Q19 - Home is under construction, no one is living at the home or drinking the water at this time; GAC System not sampled 1Q20 - Home is under construction, no one is living at the home or drinking the water at this time; GAC System not sampled 2Q20 - Home is under construction, no one is living at the home or drinking the water at this time; GAC System not sampled 3Q20 - Home is under construction, no one is living at the home or drinking the water at this time; GAC System not sampled 4Q20 - Homeowner out-of-state; GAC System not sampled 1Q21 - Homeowner out-of-state; GAC System not sampled 3Q22 - Homeowner canceled sampling and rescheduled for 4Q22; GAC System not sampled
337	2/19/2019	
343	7/6/2021	
356	8/16/2022	
358	3/13/2019	3Q21 - No one is living at the home or drinking the water at this time; GAC System not sampled 4Q21 - Home was in the process of being sold; GAC System not sampled 1Q22 - Unable to reach new owner; GAC System not sampled 2Q22 - Home sold; house vacant; letter mailed 6/17/2022; GAC System not sampled; referred to NJDEP and USEPA 6/2/2022 3Q22 - New owner contacted; sampling to resume pending OM&M Agreement signature; GAC System not sampled
359	3/29/2019	2Q21 - No one is living at the home or drinking the water at this time; GAC System not sampled 3Q21 - No one is living at the home or drinking the water at this time; GAC System not sampled 4Q21 - GAC System removed 11/30/2021 at owner's request, home expected to be demolished for warehouse development
361	8/5/2019	2Q20 - Homeowner did not return calls; GAC System not sampled 1Q22 - Homeowner out-of-state; GAC System not sampled
369	5/22/2019	
378	4/26/2019	
379	5/1/2019	4Q19 - Homeowner did not return calls; GAC System not sampled
380	3/27/2019	
384	1/6/2022	
388	5/8/2019	4Q20 - Homeowner did not return calls; GAC System not sampled
390	4/23/2019	
391	5/17/2019	4Q19 - Homeowner did not return calls; GAC System not sampled 1Q21 - Homeowner did not return calls; GAC System not sampled 2Q22 - Homeowner out-of-state; GAC System not sampled
393	6/20/2019	3Q19 - Homeowner did not return calls; GAC System not sampled
398	7/29/2019	
403	10/25/2019	
404	6/3/2021	
419	9/15/2020	
421	6/15/2021	
423	9/10/2020	
427	8/27/2020	
428	8/26/2021	
434	9/1/2020	
435	6/30/2021	
436	11/6/2020	1Q22 - Homeowner out-of-state; GAC System not sampled
439	9/8/2020	
441	12/10/2020	
443	11/13/2020	2Q22 - Home was in the process of being sold; GAC System not sampled 4Q22 - House vacant; GAC System not sampled
450	10/28/2020	4Q22 - New well installed and sampled 9/8/2022 - not qualified; GAC System removed 10/26/2022
457	2/5/2021	
464	12/7/2016	3Q20 - NJDEP-installed GAC and softener system included in Chemours' OM&M program 1Q21 - Carbon Changeout 2/19/2021 BED1 and BED2 - Fe
465	11/29/2017	1Q20 - Carbon Changeout February 2020 by NJDEP - BED1 removed, BED2 moved to BED1 position, new BED2 installed 3Q20 - NJDEP-installed GAC and softener system included in Chemours' OM&M program 4Q20 - Carbon Changeout 10/29/2020 BED1 and BED2 1Q21 - No results due to bottle labeling error
466	12/6/2017	3Q20 - NJDEP-installed GAC and softener system included in Chemours' OM&M program 4Q20 - Homeowner did not return calls; GAC System not sampled 4Q22 - Carbon Changeout 11/17/2022 BED1 and BED2 - 5 years
467	11/30/2017	3Q20 - NJDEP-installed GAC and softener system included in Chemours' OM&M program 3Q21 - Homeowner did not return calls; GAC System not sampled
468	12/11/2017	2Q19 - Carbon Changeout May 2019 by NJDEP - BED1 removed, BED2 moved to BED1 position, new BED2 installed 3Q20 - NJDEP-installed GAC and softener system included in Chemours' OM&M program 3Q22 - Carbon Changeout 8/11/2022 BED1 and BED2 - 5 years
469	4/5/2018	3Q20 - NJDEP-installed GAC and softener system included in Chemours' OM&M program

**Table 1  
Residential Granular Activated Carbon (GAC) System Information  
Chemours Chambers Works  
Deepwater, New Jersey**

GAC SYSTEM REGULATORY LOCATION ID	GAC SYSTEM INSTALLATION DATE	NOTES
470	3/27/2018	3Q19 - Carbon Changeout August 2019 by NJDEP - BED1 removed, BED2 moved to BED1 position, new BED2 installed 3Q20 - NJDEP-installed GAC and softener system included in Chemours' OM&M program
471	10/3/2016	3Q20 - NJDEP-installed GAC and softener system included in Chemours' OM&M program 4Q21 - Carbon Changeout 12/22/2021 BED1 and BED2 - 5 years 4Q22 - Home sold; house vacant; plans to demolish home for warehouse development; GAC System not sampled
472	1/24/2018	4Q18 - Carbon Changeout November 2018 by NJDEP - BED1 removed, BED2 moved to BED1 position, new BED2 installed 3Q20 - NJDEP-installed GAC and softener system included in Chemours' OM&M program, homeowner non-responsive and GAC System not sampled
473	4/18/2018	3Q20 - NJDEP-installed GAC system included in Chemours' OM&M program 3Q22 - Home sold; house vacant; plans to demolish home for warehouse development; GAC System not sampled 4Q22 - GAC System removed 12/6/2022 at owner's request, home expected to be demolished for warehouse development
474	4/15/2016	2Q19 - Carbon Changeout June 2019 by NJDEP - BED1 removed, BED2 moved to BED1 position, new BED2 installed 3Q20 - NJDEP-installed GAC and softener system included in Chemours' OM&M program 4Q21 - Carbon Changeout 10/19/2021 BED1 and BED2 - 5 years
475	11/9/2015	3Q18 - BED1 carbon replaced with resin by NJDEP 9/28/2018 3Q20 - NJDEP-installed GAC and resin system included in Chemours' OM&M program; homeowner did not return calls; GAC System not sampled 3Q21 - Carbon Changeout 09/14/2021 BED1 and BED2 - 5 years
480	11/20/2020	
484	12/5/2017	4Q20 - NJDEP-installed GAC and softener system included in Chemours' OM&M program 4Q21 - Carbon Changeout 11/23/2021 BED1 and BED2 - results driven
485	12/1/2015	3Q18 - BED1 carbon replaced with resin by NJDEP 9/28/2018 4Q20 - NJDEP-installed GAC and resin system included in Chemours' OM&M program 1Q21 - Carbon Changeout 2/12/2021 BED2 - 5 years
488	12/7/2017	4Q20 - NJDEP-installed GAC and softener system included in Chemours' OM&M program 4Q22 - Carbon Changeout 11/15/2022 BED1 and BED2 - 5 years
489	12/12/2017	4Q20 - NJDEP-installed GAC and softener system included in Chemours' OM&M program
490	3/1/2016	4Q19 - Carbon Changeout October 2019 by NJDEP - BED1 removed, BED2 moved to BED1 position, new BED2 installed 4Q20 - NJDEP-installed GAC and softener system included in Chemours' OM&M program 4Q21 - Carbon Changeout 10/07/2021 BED1 and BED2 - 5 years
491	12/21/2017	4Q20 - NJDEP-installed GAC and softener system included in Chemours' OM&M program 4Q22 - Carbon Changeout 12/8/2022 BED1 and BED2 - 5 years
493	3/3/2021	
495	1/26/2021	
496	2/16/2021	
498	1/25/2021	
499	3/11/2021	
506	2/17/2021	
510	4/21/2021	3Q21 - Carbon Changeout 7/26/2021 BED1 and BED2 - Fe
511	4/2/2021	
513	4/14/2021	
517	9/7/2021	
519	2/17/2022	
521	6/11/2021	
522	4/9/2021	
527	3/31/2021	
532	4/22/2021	
538	6/10/2021	
542	3/11/2022	
549	6/25/2021	
553	5/26/2021	4Q21 - Homeowner did not return calls; GAC System not sampled
557	10/26/2021	
559	5/20/2021	
570	10/6/2021	2Q22 - Homeowner did not return calls; left hangtag 6/6/2022; GAC System not sampled 4Q22 - Homeowner canceled sampling and rescheduled for 1Q23; GAC System not sampled
571	6/7/2022	
573	7/9/2021	
581	8/24/2021	
583	11/9/2021	
584	10/5/2021	
585	3/30/2022	
598	10/12/2021	
600	10/27/2021	1Q22 - GAC System removed 02/02/2022 at owner's request, permanent bottled water
604	5/11/2022	
617	11/4/2021	
634	11/2/2021	
638	1/4/2022	
640	11/16/2022	
641	1/5/2022	
642	1/27/2022	
644	1/11/2022	
654	4/19/2022	
657	9/29/2022	
665	8/17/2022	
679	4/30/2018	3Q22 - New well installed by owner and qualified for treatment; see REG LOC ID: 210 for old well 3Q22 - Carbon Changeout 9/2/2022 BED1 and BED2 - 5 years
680	12/1/2022	

**Table 2. Residential Granular Activated Carbon (GAC) Treatment System  
Results – Chemours Chambers Works, Deepwater, New Jersey**

Field Sample ID	Date	PFOA	PFOS	PFNA	Comments
<b>Location: 3</b>					
BED1	2/9/2021	<0.0020	<0.0020	<0.0020	
BED1-DUP	2/9/2021	<0.0020	<0.0020	<0.0020	
BED1	10/27/2020	<0.0020	<0.0020	<0.0020	
BED1	6/29/2020	<0.0020	<0.0020	<0.0020	
BED1	12/4/2019	<0.0020	<0.0020	<0.0020	
PT	3/7/2019	0.11	0.0044	0.024	
BED1	3/7/2019	<0.0020	<0.0020	<0.0020	
BED1	6/18/2018	<0.0020	<0.0020	<0.0020	
BED1	3/16/2018	<0.0020	<0.0020	<0.0020	
PT	9/7/2017	0.065	<0.0020	<0.0020	
BED1	9/7/2017	<0.0020	<0.0020	<0.0020	
BED1	6/27/2017	<0.0020	<0.0020	<0.0020	
	10/26/2016	0.14 B	0.0049 B	0.024 B	GAC installed 01/04/2017.
-DUP	10/26/2016	0.13 B	0.0049 B	0.022 B	GAC installed 01/04/2017.
	3/26/2009	0.16			
<b>Location: 9</b>					
BED1	10/13/2022	<0.0020	<0.0020	<0.0020	

Concentrations in ug/L. Concentrations are rounded by the laboratory and reported to two significant figures. For samples collected prior to 10/1/2013, results for PFOA are reported under the following protocol: ND < LOD < NQ < LOQ where ND = Not Detected, NQ = Not Quantifiable, LOD = Limit of Detection, LOQ = Limit of Quantitation; the LOD/LOQ may have varied by instrument and quarter. For samples collected after 10/1/2013, samples are reported to a reporting limit (RL) of 0.0050 ug/L for PFOA. For samples collected after 6/30/2016, each target compound RL is 0.0020 ug/L. J = Analyte present, reported value may not be accurate or precise; UJ = Not detected, reporting limit may not be accurate or precise; B = Not detected substantially above the level reported in the laboratory or field blanks. Samples identified as BED1 were collected after the first carbon bed. Samples identified as BED2 were collected after the second carbon bed and represent the treated water. All other samples collected were prior to Chemours treatment. Samples identified with -D or -DUP are duplicate samples. Starting with the 3Q20 samples, the samples are analyzed by USEPA Method 537.1. Prior to 3Q20, the samples were analyzed by a modified method 537. QREP = Qualification Re-Evaluation Program.

**Table 2. Residential Granular Activated Carbon (GAC) Treatment System  
Results – Chemours Chambers Works, Deepwater, New Jersey**

Field Sample ID	Date	PFOA	PFOS	PFNA	Comments
PT	7/25/2022	0.094	0.010	0.0089	
BED1	7/25/2022	<0.0020	<0.0020	<0.0020	
BED1	4/7/2022	<0.0020	<0.0020	<0.0020	
BED1	1/4/2022	<0.0020	<0.0020	<0.0020	
BED1	10/6/2021	<0.0020	<0.0020	<0.0020	
PT	7/7/2021	0.10	0.0084	0.0066	
BED1	7/7/2021	<0.0020	<0.0020	<0.0020	
BED1	4/7/2021	<0.0020	<0.0020	<0.0020	
BED1	1/20/2021	<0.0020	<0.0020	<0.0020	
BED1	10/6/2020	<0.0020	<0.0020	<0.0020	
PT	7/28/2020	0.11	0.0092	0.0086	
BED1	7/28/2020	<0.0020	<0.0020	<0.0020	
BED1	6/8/2020	<0.0020	<0.0020	<0.0020	
BED1	1/29/2020	<0.0020	<0.0020	<0.0020	
BED1	10/16/2019	<0.0020	<0.0020	<0.0020	
PT	7/26/2019	0.12	0.010	0.011	
BED1	7/26/2019	<0.0020	<0.0020	<0.0020	
BED1	4/18/2019	<0.0020	<0.0020	<0.0020	

Concentrations in ug/L. Concentrations are rounded by the laboratory and reported to two significant figures. For samples collected prior to 10/1/2013, results for PFOA are reported under the following protocol: ND < LOD < NQ < LOQ where ND = Not Detected, NQ = Not Quantifiable, LOD = Limit of Detection, LOQ = Limit of Quantitation; the LOD/LOQ may have varied by instrument and quarter. For samples collected after 10/1/2013, samples are reported to a reporting limit (RL) of 0.0050 ug/L for PFOA. For samples collected after 6/30/2016, each target compound RL is 0.0020 ug/L. J = Analyte present, reported value may not be accurate or precise; UJ = Not detected, reporting limit may not be accurate or precise; B = Not detected substantially above the level reported in the laboratory or field blanks. Samples identified as BED1 were collected after the first carbon bed. Samples identified as BED2 were collected after the second carbon bed and represent the treated water. All other samples collected were prior to Chemours treatment. Samples identified with -D or -DUP are duplicate samples. Starting with the 3Q20 samples, the samples are analyzed by USEPA Method 537.1. Prior to 3Q20, the samples were analyzed by a modified method 537. QREP = Qualification Re-Evaluation Program.



**Table 2. Residential Granular Activated Carbon (GAC) Treatment System  
Results – Chemours Chambers Works, Deepwater, New Jersey**

Field Sample ID	Date	PFOA	PFOS	PFNA	Comments
BED1	2/11/2019	<0.0020	<0.0020	<0.0020	
BED1	11/12/2018	<0.0020	<0.0020	<0.0020	
PT	8/21/2018	0.10	0.0083	0.0070	
BED1	8/21/2018	<0.0020	<0.0020	<0.0020	
BED1	5/31/2018	<0.0020	<0.0020	<0.0020	
BED1	3/14/2018	<0.0020	<0.0020	<0.0020	Carbon Changeout 01/09/2018 - Fe.
BED1	12/5/2017	<0.0020	<0.0020	<0.0020	
PT	8/18/2017	0.11	0.0057	0.0063	
BED1	8/18/2017	<0.0020	<0.0020	<0.0020	
BED1	6/23/2017	<0.0020	<0.0020	<0.0020	
BED1	3/3/2017	<0.0020	<0.0020	<0.0020	
	7/8/2016	0.13 J	0.0072	0.0064	GAC installed 10/12/2016.
	3/27/2009	0.074			
<b>Location: 10</b>					
BED1	10/4/2022	<0.0020	<0.0020	<0.0020	
PT	7/6/2022	0.030	0.0030 J	0.0035	
BED1	7/6/2022	<0.0020	<0.0020	<0.0020	
BED1	4/6/2022	<0.0020	<0.0020	<0.0020	Carbon Changeout 02/15/2022 - 5yr.

Concentrations in ug/L. Concentrations are rounded by the laboratory and reported to two significant figures. For samples collected prior to 10/1/2013, results for PFOA are reported under the following protocol: ND < LOD < NQ < LOQ where ND = Not Detected, NQ = Not Quantifiable, LOD = Limit of Detection, LOQ = Limit of Quantitation; the LOD/LOQ may have varied by instrument and quarter. For samples collected after 10/1/2013, samples are reported to a reporting limit (RL) of 0.0050 ug/L for PFOA. For samples collected after 6/30/2016, each target compound RL is 0.0020 ug/L. J = Analyte present, reported value may not be accurate or precise; UJ = Not detected, reporting limit may not be accurate or precise; B = Not detected substantially above the level reported in the laboratory or field blanks. Samples identified as BED1 were collected after the first carbon bed. Samples identified as BED2 were collected after the second carbon bed and represent the treated water. All other samples collected were prior to Chemours treatment. Samples identified with -D or -DUP are duplicate samples. Starting with the 3Q20 samples, the samples are analyzed by USEPA Method 537.1. Prior to 3Q20, the samples were analyzed by a modified method 537. QREP = Qualification Re-Evaluation Program.

**Table 2. Residential Granular Activated Carbon (GAC) Treatment System  
Results – Chemours Chambers Works, Deepwater, New Jersey**

Field Sample ID	Date	PFOA	PFOS	PFNA	Comments
BED1	1/4/2022	<0.0020	<0.0020	<0.0020	
BED1	10/5/2021	<0.0020	<0.0020	<0.0020	
PT	7/7/2021	0.051	0.0051	0.0039	
BED1	7/7/2021	<0.0020	<0.0020	<0.0020	
BED1	4/9/2021	<0.0020	<0.0020	<0.0020	
BED1	1/22/2021	<0.0020	<0.0020	<0.0020	
BED1	10/15/2020	<0.0020	<0.0020	<0.0020	
PT	8/12/2020	0.054	0.0044	0.0036	
BED1	8/12/2020	<0.0020	<0.0020	<0.0020	
BED1	6/10/2020	<0.0020	<0.0020	<0.0020	
BED1	1/31/2020	<0.0020	<0.0020	<0.0020	
BED1	10/18/2019	<0.0020	<0.0020	<0.0020	
PT	7/22/2019	0.056	0.0042	0.0038	
BED1	7/22/2019	<0.0020	<0.0020	<0.0020	
BED1	4/16/2019	<0.0020	<0.0020	<0.0020	
BED1	1/31/2019	<0.0020	<0.0020	<0.0020	
BED1	11/8/2018	<0.0020	<0.0020	<0.0020	
PT	8/8/2018	0.055	0.0037	0.0029	

Concentrations in ug/L. Concentrations are rounded by the laboratory and reported to two significant figures. For samples collected prior to 10/1/2013, results for PFOA are reported under the following protocol: ND < LOD < NQ < LOQ where ND = Not Detected, NQ = Not Quantifiable, LOD = Limit of Detection, LOQ = Limit of Quantitation; the LOD/LOQ may have varied by instrument and quarter. For samples collected after 10/1/2013, samples are reported to a reporting limit (RL) of 0.0050 ug/L for PFOA. For samples collected after 6/30/2016, each target compound RL is 0.0020 ug/L. J = Analyte present, reported value may not be accurate or precise; UJ = Not detected, reporting limit may not be accurate or precise; B = Not detected substantially above the level reported in the laboratory or field blanks. Samples identified as BED1 were collected after the first carbon bed. Samples identified as BED2 were collected after the second carbon bed and represent the treated water. All other samples collected were prior to Chemours treatment. Samples identified with -D or -DUP are duplicate samples. Starting with the 3Q20 samples, the samples are analyzed by USEPA Method 537.1. Prior to 3Q20, the samples were analyzed by a modified method 537. QREP = Qualification Re-Evaluation Program.

**Table 2. Residential Granular Activated Carbon (GAC) Treatment System  
Results – Chemours Chambers Works, Deepwater, New Jersey**

Field Sample ID	Date	PFOA	PFOS	PFNA	Comments
BED1	8/8/2018	<0.0020	<0.0020	<0.0020	
BED1	5/10/2018	<0.0020	<0.0020	<0.0020	
BED1	3/9/2018	0.0034	<0.0020	<0.0020	
BED2	3/9/2018	<0.0020	<0.0020	<0.0020	
BED1	12/12/2017	<0.0020	<0.0020	<0.0020	
PT	9/7/2017	<0.0020	<0.0020	<0.0020	
BED1	9/7/2017	<0.0020	<0.0020	<0.0020	
BED1	6/7/2017	<0.0020	<0.0020	<0.0020 UJ	
BED1	3/2/2017	<0.0020	<0.0020	<0.0020	
BED1-DUP	3/2/2017	<0.0020	<0.0020	<0.0020	
-DUP	6/30/2016	0.049	0.0045	0.0026	GAC installed 10/21/2016.
	6/30/2016	0.052	0.0046	0.0026	GAC installed 10/21/2016.
	3/27/2009	0.036			
<b>Location: 11</b>					
BED1	10/18/2022	<0.0020	<0.0020	<0.0020	
PT	8/10/2022	0.050	0.0074	0.0052	
BED1	8/10/2022	<0.0020	<0.0020	<0.0020	
BED1	5/19/2022	<0.0020	<0.0020	<0.0020	

Concentrations in ug/L. Concentrations are rounded by the laboratory and reported to two significant figures. For samples collected prior to 10/1/2013, results for PFOA are reported under the following protocol: ND < LOD < NQ < LOQ where ND = Not Detected, NQ = Not Quantifiable, LOD = Limit of Detection, LOQ = Limit of Quantitation; the LOD/LOQ may have varied by instrument and quarter. For samples collected after 10/1/2013, samples are reported to a reporting limit (RL) of 0.0050 ug/L for PFOA. For samples collected after 6/30/2016, each target compound RL is 0.0020 ug/L. J = Analyte present, reported value may not be accurate or precise; UJ = Not detected, reporting limit may not be accurate or precise; B = Not detected substantially above the level reported in the laboratory or field blanks. Samples identified as BED1 were collected after the first carbon bed. Samples identified as BED2 were collected after the second carbon bed and represent the treated water. All other samples collected were prior to Chemours treatment. Samples identified with -D or -DUP are duplicate samples. Starting with the 3Q20 samples, the samples are analyzed by USEPA Method 537.1. Prior to 3Q20, the samples were analyzed by a modified method 537. QREP = Qualification Re-Evaluation Program.

**Table 2. Residential Granular Activated Carbon (GAC) Treatment System  
Results – Chemours Chambers Works, Deepwater, New Jersey**

Field Sample ID	Date	PFOA	PFOS	PFNA	Comments
BED1	2/24/2022	<0.0020	<0.0020	<0.0020	
BED1	11/23/2021	<0.0020	<0.0020	<0.0020	
PT	8/31/2021	0.049	0.0057	0.0047	
BED1	8/31/2021	<0.0020	<0.0020	<0.0020	
PT	8/6/2020	0.043	0.0034 J	0.0023	Split sampling for method comparison.
PT	8/6/2020	0.041	0.0034	0.0024	
BED1	8/6/2020	<0.0020	<0.0020	<0.0020	
BED1	8/6/2020	<0.0020	<0.0020	<0.0020	Split sampling for method comparison.
BED1	6/3/2020	<0.0020	<0.0020	<0.0020	
BED1	1/22/2020	<0.0020	<0.0020	<0.0020	
BED1	10/8/2019	<0.0020	<0.0020	<0.0020	
PT	7/15/2019	0.043	0.0027	0.0021	
BED1	7/15/2019	<0.0020	<0.0020	<0.0020	
BED1	4/10/2019	<0.0020	<0.0020	<0.0020	
BED1	1/22/2019	<0.0020	<0.0020	<0.0020	
BED1	10/31/2018	<0.0020	<0.0020	<0.0020	
PT	7/20/2018	0.044	0.0024	<0.0020	
BED1	7/20/2018	<0.0020	<0.0020	<0.0020	

Concentrations in ug/L. Concentrations are rounded by the laboratory and reported to two significant figures. For samples collected prior to 10/1/2013, results for PFOA are reported under the following protocol: ND < LOD < NQ < LOQ where ND = Not Detected, NQ = Not Quantifiable, LOD = Limit of Detection, LOQ = Limit of Quantitation; the LOD/LOQ may have varied by instrument and quarter. For samples collected after 10/1/2013, samples are reported to a reporting limit (RL) of 0.0050 ug/L for PFOA. For samples collected after 6/30/2016, each target compound RL is 0.0020 ug/L. J = Analyte present, reported value may not be accurate or precise; UJ = Not detected, reporting limit may not be accurate or precise; B = Not detected substantially above the level reported in the laboratory or field blanks. Samples identified as BED1 were collected after the first carbon bed. Samples identified as BED2 were collected after the second carbon bed and represent the treated water. All other samples collected were prior to Chemours treatment. Samples identified with -D or -DUP are duplicate samples. Starting with the 3Q20 samples, the samples are analyzed by USEPA Method 537.1. Prior to 3Q20, the samples were analyzed by a modified method 537. QREP = Qualification Re-Evaluation Program.

**Table 2. Residential Granular Activated Carbon (GAC) Treatment System  
Results – Chemours Chambers Works, Deepwater, New Jersey**

Field Sample ID	Date	PFOA	PFOS	PFNA	Comments
BED1	4/17/2018	<0.0020	<0.0020	<0.0020	
	7/21/2016	0.034	0.0021	<0.0020	GAC installed 02/13/2018.
	3/27/2009	0.014			
<b>Location: 13</b>					
BED1	10/7/2022	<0.0020	<0.0020	<0.0020	
PT	7/19/2022	0.029	<0.0020	0.012	
BED1	7/19/2022	<0.0020	<0.0020	<0.0020	
BED1	4/14/2022	<0.0020	<0.0020	<0.0020	
BED1	1/25/2022	<0.0020	<0.0020	<0.0020	
BED1	10/26/2021	<0.0020	<0.0020	<0.0020	
PT	8/18/2021	0.039	0.0031	0.014	
BED1	8/18/2021	<0.0020	<0.0020	<0.0020	
BED1	6/7/2021	<0.0020	<0.0020	<0.0020	
BED1	2/10/2021	<0.0020	<0.0020	<0.0020	
BED1	11/9/2020	<0.0020	<0.0020	<0.0020	
PT	9/8/2020	0.047	0.0030	0.014	
BED1	9/8/2020	<0.0020	<0.0020	<0.0020	
BED1-DUP	9/8/2020	<0.0020	<0.0020	<0.0020	

Concentrations in ug/L. Concentrations are rounded by the laboratory and reported to two significant figures. For samples collected prior to 10/1/2013, results for PFOA are reported under the following protocol: ND < LOD < NQ < LOQ where ND = Not Detected, NQ = Not Quantifiable, LOD = Limit of Detection, LOQ = Limit of Quantitation; the LOD/LOQ may have varied by instrument and quarter. For samples collected after 10/1/2013, samples are reported to a reporting limit (RL) of 0.0050 ug/L for PFOA. For samples collected after 6/30/2016, each target compound RL is 0.0020 ug/L. J = Analyte present, reported value may not be accurate or precise; UJ = Not detected, reporting limit may not be accurate or precise; B = Not detected substantially above the level reported in the laboratory or field blanks. Samples identified as BED1 were collected after the first carbon bed. Samples identified as BED2 were collected after the second carbon bed and represent the treated water. All other samples collected were prior to Chemours treatment. Samples identified with -D or -DUP are duplicate samples. Starting with the 3Q20 samples, the samples are analyzed by USEPA Method 537.1. Prior to 3Q20, the samples were analyzed by a modified method 537. QREP = Qualification Re-Evaluation Program.

**Table 2. Residential Granular Activated Carbon (GAC) Treatment System  
Results – Chemours Chambers Works, Deepwater, New Jersey**

Field Sample ID	Date	PFOA	PFOS	PFNA	Comments
BED1	6/22/2020	<0.0020	<0.0020	<0.0020	
BED1	3/19/2020	<0.0020	<0.0020	<0.0020	
BED1-DUP	3/19/2020	<0.0020	<0.0020	<0.0020	
BED1	12/6/2019	<0.0020	<0.0020	<0.0020	
PT	9/10/2019	0.054	0.003	0.017	
BED1	9/10/2019	<0.0020	<0.0020	<0.0020	
BED1-DUP	9/10/2019	<0.0020	<0.0020	<0.0020	
BED1	4/29/2019	<0.0020	<0.0020	<0.0020	
PT	2/26/2019	0.055	0.0032	0.017	
BED1	2/26/2019	<0.0020	<0.0020	<0.0020	
BED1	11/5/2018	<0.0020	<0.0020	<0.0020	
	4/30/2018	0.041	0.0023	0.012	GAC installed 07/24/2018.
	3/27/2009	0.067			
<b>Location: 20</b>					
BED1	11/10/2022	<0.0020	<0.0020	<0.0020	
PT	8/15/2022	0.15	0.0043	0.0044	
BED1	8/15/2022	<0.0020	<0.0020	<0.0020	
BED1	5/16/2022	<0.0020	<0.0020	<0.0020	

Concentrations in ug/L. Concentrations are rounded by the laboratory and reported to two significant figures. For samples collected prior to 10/1/2013, results for PFOA are reported under the following protocol: ND < LOD < NQ < LOQ where ND = Not Detected, NQ = Not Quantifiable, LOD = Limit of Detection, LOQ = Limit of Quantitation; the LOD/LOQ may have varied by instrument and quarter. For samples collected after 10/1/2013, samples are reported to a reporting limit (RL) of 0.0050 ug/L for PFOA. For samples collected after 6/30/2016, each target compound RL is 0.0020 ug/L. J = Analyte present, reported value may not be accurate or precise; UJ = Not detected, reporting limit may not be accurate or precise; B = Not detected substantially above the level reported in the laboratory or field blanks. Samples identified as BED1 were collected after the first carbon bed. Samples identified as BED2 were collected after the second carbon bed and represent the treated water. All other samples collected were prior to Chemours treatment. Samples identified with -D or -DUP are duplicate samples. Starting with the 3Q20 samples, the samples are analyzed by USEPA Method 537.1. Prior to 3Q20, the samples were analyzed by a modified method 537. QREP = Qualification Re-Evaluation Program.

**Table 2. Residential Granular Activated Carbon (GAC) Treatment System  
Results – Chemours Chambers Works, Deepwater, New Jersey**

Field Sample ID	Date	PFOA	PFOS	PFNA	Comments
BED1	2/21/2022	<0.0020	<0.0020	<0.0020	
BED1	11/3/2021	<0.0020	<0.0020	<0.0020	
PT	8/16/2021	0.14	0.0046	0.0052	
BED1	8/16/2021	<0.0020	<0.0020	<0.0020	
BED1	4/22/2021	<0.0020	<0.0020	<0.0020	
BED1	2/3/2021	<0.0020	<0.0020	<0.0020	
BED1	10/21/2020	<0.0020	<0.0020	<0.0020	
PT	8/6/2020	0.14	0.0042	0.0037	Carbon Changeout 08/05/2020 - 5yr.
BED1	8/6/2020	<0.0020	<0.0020	<0.0020	Carbon Changeout 08/05/2020 - 5yr.
BED1-DUP	8/6/2020	<0.0020	<0.0020	<0.0020	Carbon Changeout 08/05/2020 - 5yr.
BED1	6/8/2020	<0.0020	<0.0020	<0.0020	
BED1	2/21/2020	<0.0020	<0.0020	<0.0020	
BED1	11/11/2019	<0.0020	<0.0020	<0.0020	
PT	8/26/2019	0.13	0.0032	0.0027	
BED1	8/26/2019	<0.0020	<0.0020	<0.0020	
BED1	4/30/2019	<0.0020	<0.0020	<0.0020	
BED1	2/25/2019	<0.0020	<0.0020	<0.0020	
BED1	12/3/2018	<0.0020	<0.0020	<0.0020	

Concentrations in ug/L. Concentrations are rounded by the laboratory and reported to two significant figures. For samples collected prior to 10/1/2013, results for PFOA are reported under the following protocol: ND < LOD < NQ < LOQ where ND = Not Detected, NQ = Not Quantifiable, LOD = Limit of Detection, LOQ = Limit of Quantitation; the LOD/LOQ may have varied by instrument and quarter. For samples collected after 10/1/2013, samples are reported to a reporting limit (RL) of 0.0050 ug/L for PFOA. For samples collected after 6/30/2016, each target compound RL is 0.0020 ug/L. J = Analyte present, reported value may not be accurate or precise; UJ = Not detected, reporting limit may not be accurate or precise; B = Not detected substantially above the level reported in the laboratory or field blanks. Samples identified as BED1 were collected after the first carbon bed. Samples identified as BED2 were collected after the second carbon bed and represent the treated water. All other samples collected were prior to Chemours treatment. Samples identified with -D or -DUP are duplicate samples. Starting with the 3Q20 samples, the samples are analyzed by USEPA Method 537.1. Prior to 3Q20, the samples were analyzed by a modified method 537. QREP = Qualification Re-Evaluation Program.

**Table 2. Residential Granular Activated Carbon (GAC) Treatment System  
Results – Chemours Chambers Works, Deepwater, New Jersey**

Field Sample ID	Date	PFOA	PFOS	PFNA	Comments
PT	8/30/2018	0.14	0.0067	0.0043	
BED1	8/30/2018	<0.0020	<0.0020	<0.0020	
BED1	5/22/2018	<0.0020	<0.0020	<0.0020	
BED1	2/26/2018	<0.0020	<0.0020	<0.0020	
BED1	11/16/2017	<0.0020	<0.0020	<0.0020	
PT	8/16/2017	0.12	0.0067	0.0034	
BED1	8/16/2017	<0.0020	<0.0020	<0.0020	
BED1	6/8/2017	<0.0020 UJ	<0.0020	<0.0020 UJ	
BED1	3/3/2017	<0.0020	<0.0020	<0.0020	
BED1-DUP	3/3/2017	<0.0020 UJ	<0.0020 UJ	<0.0020 UJ	
	7/21/2016	0.13	0.011	0.0039	GAC installed 11/03/2016.
	3/30/2009	0.068			
<b>Location: 21</b>					
BED1	10/11/2022	<0.0020	<0.0020	<0.0020	
PT	7/14/2022	0.092	0.0055	0.020	
BED1	7/14/2022	<0.0020	<0.0020	<0.0020	
BED1	4/6/2022	<0.0020	<0.0020	<0.0020	
BED1	1/4/2022	<0.0020	<0.0020	<0.0020	

Concentrations in ug/L. Concentrations are rounded by the laboratory and reported to two significant figures. For samples collected prior to 10/1/2013, results for PFOA are reported under the following protocol: ND < LOD < NQ < LOQ where ND = Not Detected, NQ = Not Quantifiable, LOD = Limit of Detection, LOQ = Limit of Quantitation; the LOD/LOQ may have varied by instrument and quarter. For samples collected after 10/1/2013, samples are reported to a reporting limit (RL) of 0.0050 ug/L for PFOA. For samples collected after 6/30/2016, each target compound RL is 0.0020 ug/L. J = Analyte present, reported value may not be accurate or precise; UJ = Not detected, reporting limit may not be accurate or precise; B = Not detected substantially above the level reported in the laboratory or field blanks. Samples identified as BED1 were collected after the first carbon bed. Samples identified as BED2 were collected after the second carbon bed and represent the treated water. All other samples collected were prior to Chemours treatment. Samples identified with -D or -DUP are duplicate samples. Starting with the 3Q20 samples, the samples are analyzed by USEPA Method 537.1. Prior to 3Q20, the samples were analyzed by a modified method 537. QREP = Qualification Re-Evaluation Program.



**Table 2. Residential Granular Activated Carbon (GAC) Treatment System  
Results – Chemours Chambers Works, Deepwater, New Jersey**

Field Sample ID	Date	PFOA	PFOS	PFNA	Comments
BED1	10/12/2021	0.0021	<0.0020	<0.0020	Carbon Changeout 12/30/2021 - 5yr.
BED2	10/12/2021	<0.0020	<0.0020	<0.0020	Carbon Changeout 12/30/2021 - 5yr.
PT	7/20/2021	0.12	0.0067	0.024	
BED1	7/20/2021	0.0023	<0.0020	<0.0020	
BED2	7/20/2021	<0.0020	<0.0020	<0.0020	
BED1	4/20/2021	0.0032	<0.0020	<0.0020	
BED2	4/20/2021	<0.0020	<0.0020	<0.0020	
BED1	1/26/2021	0.0027	<0.0020	<0.0020	
BED2	1/26/2021	<0.0020	<0.0020	<0.0020	
BED1	10/14/2020	0.0026	<0.0020	<0.0020	
PT	8/12/2020	0.11	0.0048	0.015	
BED1	8/12/2020	0.0022	<0.0020	<0.0020	
BED1	6/10/2020	0.0024	<0.0020	<0.0020	
BED1	2/6/2020	0.0037	<0.0020	<0.0020	
BED1	10/29/2019	0.0043	<0.0020	<0.0020	
PT	8/21/2019	0.14	0.0064	0.016	
BED1	8/21/2019	0.0036	<0.0020	<0.0020	
BED1	5/9/2019	0.0045	<0.0020	<0.0020	

Concentrations in ug/L. Concentrations are rounded by the laboratory and reported to two significant figures. For samples collected prior to 10/1/2013, results for PFOA are reported under the following protocol: ND < LOD < NQ < LOQ where ND = Not Detected, NQ = Not Quantifiable, LOD = Limit of Detection, LOQ = Limit of Quantitation; the LOD/LOQ may have varied by instrument and quarter. For samples collected after 10/1/2013, samples are reported to a reporting limit (RL) of 0.0050 ug/L for PFOA. For samples collected after 6/30/2016, each target compound RL is 0.0020 ug/L. J = Analyte present, reported value may not be accurate or precise; UJ = Not detected, reporting limit may not be accurate or precise; B = Not detected substantially above the level reported in the laboratory or field blanks. Samples identified as BED1 were collected after the first carbon bed. Samples identified as BED2 were collected after the second carbon bed and represent the treated water. All other samples collected were prior to Chemours treatment. Samples identified with -D or -DUP are duplicate samples. Starting with the 3Q20 samples, the samples are analyzed by USEPA Method 537.1. Prior to 3Q20, the samples were analyzed by a modified method 537. QREP = Qualification Re-Evaluation Program.

**Table 2. Residential Granular Activated Carbon (GAC) Treatment System  
Results – Chemours Chambers Works, Deepwater, New Jersey**

Field Sample ID	Date	PFOA	PFOS	PFNA	Comments
BED1	3/14/2019	0.0035	<0.0020	<0.0020	
BED1	12/3/2018	0.0033	<0.0020	<0.0020	
PT	8/9/2018	0.15	0.0060	0.019	
BED1	8/9/2018	0.0026	<0.0020	<0.0020	
BED1	5/10/2018	0.0026	<0.0020	<0.0020	
BED1	3/12/2018	0.0028	<0.0020	<0.0020	
BED2	3/12/2018	<0.0020	<0.0020	<0.0020	
BED1	12/5/2017	0.003	<0.0020	<0.0020	
BED2	12/5/2017	<0.0020	<0.0020	<0.0020	
PT	8/17/2017	0.14	0.0064	0.015	
BED1	8/17/2017	0.0038	<0.0020	<0.0020	
BED2	8/17/2017	<0.0020	<0.0020	<0.0020	
BED1	6/8/2017	0.003	<0.0020	<0.0020	
BED2	6/8/2017	<0.0020	<0.0020	<0.0020	
BED1	3/2/2017	0.0028	<0.0020	<0.0020	
BED2	3/2/2017	<0.0020	<0.0020	<0.0020	
	7/13/2016	0.18 J	0.0083	0.019	GAC installed 10/20/2016.
	3/30/2009	0.22			

Concentrations in ug/L. Concentrations are rounded by the laboratory and reported to two significant figures. For samples collected prior to 10/1/2013, results for PFOA are reported under the following protocol: ND < LOD < NQ < LOQ where ND = Not Detected, NQ = Not Quantifiable, LOD = Limit of Detection, LOQ = Limit of Quantitation; the LOD/LOQ may have varied by instrument and quarter. For samples collected after 10/1/2013, samples are reported to a reporting limit (RL) of 0.0050 ug/L for PFOA. For samples collected after 6/30/2016, each target compound RL is 0.0020 ug/L. J = Analyte present, reported value may not be accurate or precise; UJ = Not detected, reporting limit may not be accurate or precise; B = Not detected substantially above the level reported in the laboratory or field blanks. Samples identified as BED1 were collected after the first carbon bed. Samples identified as BED2 were collected after the second carbon bed and represent the treated water. All other samples collected were prior to Chemours treatment. Samples identified with -D or -DUP are duplicate samples. Starting with the 3Q20 samples, the samples are analyzed by USEPA Method 537.1. Prior to 3Q20, the samples were analyzed by a modified method 537. QREP = Qualification Re-Evaluation Program.

**Table 2. Residential Granular Activated Carbon (GAC) Treatment System  
Results – Chemours Chambers Works, Deepwater, New Jersey**

Field Sample ID	Date	PFOA	PFOS	PFNA	Comments
<b>Location: 25</b>					
BED1	11/3/2022	<0.0020	<0.0020	<0.0020	
PT	8/31/2022	0.083	0.0036	0.0069	
BED1	8/31/2022	<0.0020	<0.0020	<0.0020	
BED1	5/9/2022	<0.0020	<0.0020	<0.0020	
BED1	2/3/2022	<0.0020	<0.0020	<0.0020	Carbon Changeout 02/03/2022 - 5yr.
BED1	11/15/2021	<0.0020	<0.0020	<0.0020	
PT	9/2/2021	0.12	0.0029 J	0.0095	
BED1	9/2/2021	<0.0020	<0.0020	<0.0020	
BED1	6/3/2021	<0.0020	<0.0020	<0.0020	
BED1	3/17/2021	<0.0020	<0.0020	<0.0020	
BED1-DUP	3/17/2021	<0.0020	<0.0020	<0.0020	
BED1	11/4/2020	<0.0020	<0.0020	<0.0020	
BED1-DUP	11/4/2020	<0.0020	<0.0020	<0.0020	
PT	9/2/2020	0.064	0.0025	0.011	
BED1	9/2/2020	<0.0020	<0.0020	<0.0020	
BED1	6/22/2020	<0.0020	<0.0020	<0.0020	
BED1	2/24/2020	<0.0020	<0.0020	<0.0020	

Concentrations in ug/L. Concentrations are rounded by the laboratory and reported to two significant figures. For samples collected prior to 10/1/2013, results for PFOA are reported under the following protocol: ND < LOD < NQ < LOQ where ND = Not Detected, NQ = Not Quantifiable, LOD = Limit of Detection, LOQ = Limit of Quantitation; the LOD/LOQ may have varied by instrument and quarter. For samples collected after 10/1/2013, samples are reported to a reporting limit (RL) of 0.0050 ug/L for PFOA. For samples collected after 6/30/2016, each target compound RL is 0.0020 ug/L. J = Analyte present, reported value may not be accurate or precise; UJ = Not detected, reporting limit may not be accurate or precise; B = Not detected substantially above the level reported in the laboratory or field blanks. Samples identified as BED1 were collected after the first carbon bed. Samples identified as BED2 were collected after the second carbon bed and represent the treated water. All other samples collected were prior to Chemours treatment. Samples identified with -D or -DUP are duplicate samples. Starting with the 3Q20 samples, the samples are analyzed by USEPA Method 537.1. Prior to 3Q20, the samples were analyzed by a modified method 537. QREP = Qualification Re-Evaluation Program.

**Table 2. Residential Granular Activated Carbon (GAC) Treatment System  
Results – Chemours Chambers Works, Deepwater, New Jersey**

Field Sample ID	Date	PFOA	PFOS	PFNA	Comments
BED1	10/18/2019	<0.0020	<0.0020	<0.0020	
PT	7/29/2019	0.12	0.0029	0.0090	
BED1	7/29/2019	<0.0020	<0.0020	<0.0020	
BED1-DUP	7/29/2019	<0.0020	<0.0020	<0.0020	
BED1	4/22/2019	<0.0020	<0.0020	<0.0020	
-DUP	2/13/2019	<0.0020	<0.0020	<0.0020	
BED1	2/13/2019	<0.0020	<0.0020	<0.0020	
BED1	11/14/2018	<0.0020	<0.0020	<0.0020	
BED1-DUP	11/14/2018	<0.0020	<0.0020	<0.0020	
PT	8/23/2018	0.10	0.0025	0.0070	
BED1	8/23/2018	<0.0020	<0.0020	<0.0020	
BED1-DUP	8/23/2018	<0.0020	<0.0020	<0.0020	
BED1	5/31/2018	<0.0020	<0.0020	<0.0020	
BED1-DUP	5/31/2018	<0.0020	<0.0020	<0.0020	
BED1	2/16/2018	<0.0020	<0.0020	<0.0020	
BED1-DUP	2/16/2018	<0.0020	<0.0020	<0.0020	
BED1	11/17/2017	<0.0020	0.021 J	<0.0020	
BED1-DUP	11/17/2017	<0.0020	<0.0020	<0.0020	
BED2	11/17/2017	<0.0020	<0.0020	<0.0020	

Concentrations in ug/L. Concentrations are rounded by the laboratory and reported to two significant figures. For samples collected prior to 10/1/2013, results for PFOA are reported under the following protocol: ND < LOD < NQ < LOQ where ND = Not Detected, NQ = Not Quantifiable, LOD = Limit of Detection, LOQ = Limit of Quantitation; the LOD/LOQ may have varied by instrument and quarter. For samples collected after 10/1/2013, samples are reported to a reporting limit (RL) of 0.0050 ug/L for PFOA. For samples collected after 6/30/2016, each target compound RL is 0.0020 ug/L. J = Analyte present, reported value may not be accurate or precise; UJ = Not detected, reporting limit may not be accurate or precise; B = Not detected substantially above the level reported in the laboratory or field blanks. Samples identified as BED1 were collected after the first carbon bed. Samples identified as BED2 were collected after the second carbon bed and represent the treated water. All other samples collected were prior to Chemours treatment. Samples identified with -D or -DUP are duplicate samples. Starting with the 3Q20 samples, the samples are analyzed by USEPA Method 537.1. Prior to 3Q20, the samples were analyzed by a modified method 537. QREP = Qualification Re-Evaluation Program.

**Table 2. Residential Granular Activated Carbon (GAC) Treatment System  
Results – Chemours Chambers Works, Deepwater, New Jersey**

Field Sample ID	Date	PFOA	PFOS	PFNA	Comments
PT	8/17/2017	0.1	0.0028	0.0044	
BED1	8/17/2017	<0.0020	<0.0020	<0.0020	
BED1-DUP	8/17/2017	<0.0020	<0.0020	<0.0020	
BED1	6/21/2017	<0.0020	<0.0020	<0.0020	
BED1	3/27/2017	<0.0020	<0.0020	<0.0020	
-DUP	7/21/2016	0.14	0.0026	0.0076	GAC installed 12/12/2016.
	7/21/2016	0.14	0.0026	0.0071	GAC installed 12/12/2016.
	3/31/2009	0.056			
<b>Location: 26</b>					
BED1	12/1/2022	<0.0020	<0.0020	<0.0020	Carbon Changeout 11/30/2022 - 5yr.
PT	8/16/2022	0.020	<0.0020	0.0056	
BED1	8/16/2022	<0.0020	<0.0020	<0.0020	
BED1	5/9/2022	<0.0020	<0.0020	<0.0020	
BED1	2/2/2022	<0.0020	<0.0020	<0.0020	
PT	8/25/2021	0.026	0.0023	0.0071	
BED1	8/25/2021	<0.0020	<0.0020	<0.0020	
BED1	6/14/2021	<0.0020	<0.0020	<0.0020	
BED1	3/8/2021	<0.0020	<0.0020	<0.0020	

Concentrations in ug/L. Concentrations are rounded by the laboratory and reported to two significant figures. For samples collected prior to 10/1/2013, results for PFOA are reported under the following protocol: ND < LOD < NQ < LOQ where ND = Not Detected, NQ = Not Quantifiable, LOD = Limit of Detection, LOQ = Limit of Quantitation; the LOD/LOQ may have varied by instrument and quarter. For samples collected after 10/1/2013, samples are reported to a reporting limit (RL) of 0.0050 ug/L for PFOA. For samples collected after 6/30/2016, each target compound RL is 0.0020 ug/L. J = Analyte present, reported value may not be accurate or precise; UJ = Not detected, reporting limit may not be accurate or precise; B = Not detected substantially above the level reported in the laboratory or field blanks. Samples identified as BED1 were collected after the first carbon bed. Samples identified as BED2 were collected after the second carbon bed and represent the treated water. All other samples collected were prior to Chemours treatment. Samples identified with -D or -DUP are duplicate samples. Starting with the 3Q20 samples, the samples are analyzed by USEPA Method 537.1. Prior to 3Q20, the samples were analyzed by a modified method 537. QREP = Qualification Re-Evaluation Program.

**Table 2. Residential Granular Activated Carbon (GAC) Treatment System  
Results – Chemours Chambers Works, Deepwater, New Jersey**

Field Sample ID	Date	PFOA	PFOS	PFNA	Comments
BED1	11/10/2020	<0.0020	<0.0020	<0.0020	
PT	9/14/2020	0.026	<0.0020	0.0068	
BED1	9/14/2020	<0.0020	<0.0020	<0.0020	
BED1	6/30/2020	<0.0020	<0.0020	<0.0020	
BED1	2/14/2020	<0.0020	<0.0020	<0.0020	
BED1	11/8/2019	<0.0020	<0.0020	<0.0020	
PT	9/3/2019	0.028	<0.0020	0.0083	
BED1	9/3/2019	<0.0020	<0.0020	<0.0020	
BED1	6/7/2019	<0.0020	<0.0020	<0.0020	
BED1	3/22/2019	<0.0020	<0.0020	<0.0020	
BED1-DUP	3/22/2019	<0.0020	<0.0020	<0.0020	
BED1	12/21/2018	<0.0020	<0.0020	<0.0020	
BED1-DUP	12/21/2018	<0.0020	<0.0020	<0.0020	
PT	9/21/2018	0.031	0.0023	0.0089	
BED1	9/21/2018	<0.0020	<0.0020	0.0029	
BED1	5/8/2018	<0.0020	<0.0020	<0.0020	
BED1-DUP	5/8/2018	<0.0020	<0.0020	<0.0020	
BED1	2/28/2018	<0.0020	<0.0020	<0.0020	

Concentrations in ug/L. Concentrations are rounded by the laboratory and reported to two significant figures. For samples collected prior to 10/1/2013, results for PFOA are reported under the following protocol: ND < LOD < NQ < LOQ where ND = Not Detected, NQ = Not Quantifiable, LOD = Limit of Detection, LOQ = Limit of Quantitation; the LOD/LOQ may have varied by instrument and quarter. For samples collected after 10/1/2013, samples are reported to a reporting limit (RL) of 0.0050 ug/L for PFOA. For samples collected after 6/30/2016, each target compound RL is 0.0020 ug/L. J = Analyte present, reported value may not be accurate or precise; UJ = Not detected, reporting limit may not be accurate or precise; B = Not detected substantially above the level reported in the laboratory or field blanks. Samples identified as BED1 were collected after the first carbon bed. Samples identified as BED2 were collected after the second carbon bed and represent the treated water. All other samples collected were prior to Chemours treatment. Samples identified with -D or -DUP are duplicate samples. Starting with the 3Q20 samples, the samples are analyzed by USEPA Method 537.1. Prior to 3Q20, the samples were analyzed by a modified method 537. QREP = Qualification Re-Evaluation Program.

**Table 2. Residential Granular Activated Carbon (GAC) Treatment System  
Results – Chemours Chambers Works, Deepwater, New Jersey**

Field Sample ID	Date	PFOA	PFOS	PFNA	Comments
BED1-DUP	2/28/2018	<0.0020	<0.0020	<0.0020	
BED1	12/15/2017	<0.0020	<0.0020	<0.0020	Carbon Changeout 10/17/2017 - Fe.
BED1-DUP	12/15/2017	<0.0020	<0.0020	<0.0020	Carbon Changeout 10/17/2017 - Fe.
PT	9/20/2017	0.042	0.0024	0.013	
BED1	9/20/2017	<0.0020	<0.0020	<0.0020	
	8/11/2016	0.047	<0.0020	0.013	GAC installed 12/02/2016.
	3/31/2009	0.055			
<b>Location: 27</b>					
BED1	10/12/2022	<0.0020	<0.0020	<0.0020	
PT	7/27/2022	0.070	<0.0020	0.0026	
BED1	7/27/2022	<0.0020	<0.0020	<0.0020	
BED1	4/21/2022	<0.0020	<0.0020	<0.0020	
BED1	1/18/2022	<0.0020	<0.0020	<0.0020	
BED1	10/18/2021	<0.0020	<0.0020	<0.0020	
PT	7/22/2021	0.11	<0.0020	0.0027	
BED1	7/22/2021	<0.0020	<0.0020	<0.0020	
BED1	4/28/2021	<0.0020	<0.0020	<0.0020	
BED1	2/4/2021	<0.0020	<0.0020	<0.0020	

Concentrations in ug/L. Concentrations are rounded by the laboratory and reported to two significant figures. For samples collected prior to 10/1/2013, results for PFOA are reported under the following protocol: ND < LOD < NQ < LOQ where ND = Not Detected, NQ = Not Quantifiable, LOD = Limit of Detection, LOQ = Limit of Quantitation; the LOD/LOQ may have varied by instrument and quarter. For samples collected after 10/1/2013, samples are reported to a reporting limit (RL) of 0.0050 ug/L for PFOA. For samples collected after 6/30/2016, each target compound RL is 0.0020 ug/L. J = Analyte present, reported value may not be accurate or precise; UJ = Not detected, reporting limit may not be accurate or precise; B = Not detected substantially above the level reported in the laboratory or field blanks. Samples identified as BED1 were collected after the first carbon bed. Samples identified as BED2 were collected after the second carbon bed and represent the treated water. All other samples collected were prior to Chemours treatment. Samples identified with -D or -DUP are duplicate samples. Starting with the 3Q20 samples, the samples are analyzed by USEPA Method 537.1. Prior to 3Q20, the samples were analyzed by a modified method 537. QREP = Qualification Re-Evaluation Program.

**Table 2. Residential Granular Activated Carbon (GAC) Treatment System  
Results – Chemours Chambers Works, Deepwater, New Jersey**

Field Sample ID	Date	PFOA	PFOS	PFNA	Comments
BED1	10/27/2020	<0.0020	<0.0020	<0.0020	
PT	8/25/2020	0.047	<0.0020	<0.0020	
BED1	8/25/2020	<0.0020	<0.0020	<0.0020	
BED1	6/16/2020	<0.0020	<0.0020	<0.0020	
BED1	1/20/2020	<0.0020	<0.0020	<0.0020	
BED1	10/2/2019	<0.0020	<0.0020	<0.0020	
PT	7/1/2019	0.077	<0.0020	<0.0020	
BED1	7/1/2019	<0.0020	<0.0020	<0.0020	
BED1	4/3/2019	<0.0020	<0.0020	<0.0020	
BED1	1/7/2019	<0.0020	<0.0020	<0.0020	
BED1	10/22/2018	<0.0020	<0.0020	<0.0020	
PT	7/9/2018	0.052	<0.0020	0.0020	
BED1	7/9/2018	<0.0020	<0.0020	<0.0020	
BED1	4/13/2018	<0.0020	<0.0020	<0.0020	
	7/6/2016	0.027	0.002	<0.0020	GAC installed 01/17/2018.
	3/31/2009	NQ			
<b>Location: 28</b>					
BED1	11/8/2022	<0.0020	<0.0020	<0.0020	

Concentrations in ug/L. Concentrations are rounded by the laboratory and reported to two significant figures. For samples collected prior to 10/1/2013, results for PFOA are reported under the following protocol: ND < LOD < NQ < LOQ where ND = Not Detected, NQ = Not Quantifiable, LOD = Limit of Detection, LOQ = Limit of Quantitation; the LOD/LOQ may have varied by instrument and quarter. For samples collected after 10/1/2013, samples are reported to a reporting limit (RL) of 0.0050 ug/L for PFOA. For samples collected after 6/30/2016, each target compound RL is 0.0020 ug/L. J = Analyte present, reported value may not be accurate or precise; UJ = Not detected, reporting limit may not be accurate or precise; B = Not detected substantially above the level reported in the laboratory or field blanks. Samples identified as BED1 were collected after the first carbon bed. Samples identified as BED2 were collected after the second carbon bed and represent the treated water. All other samples collected were prior to Chemours treatment. Samples identified with -D or -DUP are duplicate samples. Starting with the 3Q20 samples, the samples are analyzed by USEPA Method 537.1. Prior to 3Q20, the samples were analyzed by a modified method 537. QREP = Qualification Re-Evaluation Program.



**Table 2. Residential Granular Activated Carbon (GAC) Treatment System  
Results – Chemours Chambers Works, Deepwater, New Jersey**

Field Sample ID	Date	PFOA	PFOS	PFNA	Comments
PT	9/6/2022	0.12	0.0026	0.0060	
BED1	9/6/2022	<0.0020	<0.0020	<0.0020	
BED1	5/23/2022	<0.0020	<0.0020	<0.0020	
BED1	3/3/2022	<0.0020	<0.0020	<0.0020	
BED1	12/6/2021	0.0029	<0.0020	<0.0020	Carbon Changeout 11/16/2021 - 5yr.
BED2	12/6/2021	<0.0020	<0.0020	<0.0020	Carbon Changeout 11/16/2021 - 5yr.
PT	9/8/2021	0.13	<0.0020	0.0023	
BED1	9/8/2021	<0.0020	<0.0020	<0.0020	
BED1	6/16/2021	<0.0020	<0.0020	<0.0020	
BED1	3/2/2021	<0.0020	<0.0020	<0.0020	
BED1-DUP	3/2/2021	<0.0020	<0.0020	<0.0020	
BED1	12/8/2020	<0.0020	<0.0020	<0.0020	
PT	9/10/2020	0.094	<0.0020	0.0029	
BED1	9/10/2020	<0.0020	<0.0020	<0.0020	
BED1-DUP	9/10/2020	<0.0020	<0.0020	<0.0020	
BED1	6/29/2020	<0.0020	<0.0020	<0.0020	
BED1	12/5/2019	<0.0020	<0.0020	<0.0020	
PT	9/5/2019	0.12	<0.0020	<0.0020	

Concentrations in ug/L. Concentrations are rounded by the laboratory and reported to two significant figures. For samples collected prior to 10/1/2013, results for PFOA are reported under the following protocol: ND < LOD < NQ < LOQ where ND = Not Detected, NQ = Not Quantifiable, LOD = Limit of Detection, LOQ = Limit of Quantitation; the LOD/LOQ may have varied by instrument and quarter. For samples collected after 10/1/2013, samples are reported to a reporting limit (RL) of 0.0050 ug/L for PFOA. For samples collected after 6/30/2016, each target compound RL is 0.0020 ug/L. J = Analyte present, reported value may not be accurate or precise; UJ = Not detected, reporting limit may not be accurate or precise; B = Not detected substantially above the level reported in the laboratory or field blanks. Samples identified as BED1 were collected after the first carbon bed. Samples identified as BED2 were collected after the second carbon bed and represent the treated water. All other samples collected were prior to Chemours treatment. Samples identified with -D or -DUP are duplicate samples. Starting with the 3Q20 samples, the samples are analyzed by USEPA Method 537.1. Prior to 3Q20, the samples were analyzed by a modified method 537. QREP = Qualification Re-Evaluation Program.

**Table 2. Residential Granular Activated Carbon (GAC) Treatment System  
Results – Chemours Chambers Works, Deepwater, New Jersey**

Field Sample ID	Date	PFOA	PFOS	PFNA	Comments
BED1	9/5/2019	<0.0020	<0.0020	<0.0020	
BED1	5/20/2019	<0.0020	<0.0020	<0.0020	
BED1	3/19/2019	<0.0020	<0.0020	<0.0020	
BED1	12/6/2018	<0.0020	<0.0020	<0.0020	
PT	9/6/2018	0.091	0.0029	0.0063	
BED1	9/6/2018	<0.0020	<0.0020	<0.0020	
BED1	6/4/2018	<0.0020	<0.0020	<0.0020	
BED1	3/16/2018	<0.0020	<0.0020	<0.0020	
BED1	12/19/2017	<0.0020	<0.0020	<0.0020	
PT	9/7/2017	0.018	0.015	0.0092	
BED1	9/7/2017	<0.0020	<0.0020	<0.0020	
BED1	6/27/2017	<0.0020	<0.0020	<0.0020	
	12/5/2016	0.085	0.0032	0.0027	GAC installed 01/24/2017.
	3/31/2009	0.042			
<b>Location: 29</b>					
BED1	10/18/2022	<0.0020	<0.0020	<0.0020	
PT	8/8/2022	0.021	<0.0020	0.0021	
BED1	8/8/2022	<0.0020	<0.0020	<0.0020	

Concentrations in ug/L. Concentrations are rounded by the laboratory and reported to two significant figures. For samples collected prior to 10/1/2013, results for PFOA are reported under the following protocol: ND < LOD < NQ < LOQ where ND = Not Detected, NQ = Not Quantifiable, LOD = Limit of Detection, LOQ = Limit of Quantitation; the LOD/LOQ may have varied by instrument and quarter. For samples collected after 10/1/2013, samples are reported to a reporting limit (RL) of 0.0050 ug/L for PFOA. For samples collected after 6/30/2016, each target compound RL is 0.0020 ug/L. J = Analyte present, reported value may not be accurate or precise; UJ = Not detected, reporting limit may not be accurate or precise; B = Not detected substantially above the level reported in the laboratory or field blanks. Samples identified as BED1 were collected after the first carbon bed. Samples identified as BED2 were collected after the second carbon bed and represent the treated water. All other samples collected were prior to Chemours treatment. Samples identified with -D or -DUP are duplicate samples. Starting with the 3Q20 samples, the samples are analyzed by USEPA Method 537.1. Prior to 3Q20, the samples were analyzed by a modified method 537. QREP = Qualification Re-Evaluation Program.

**Table 2. Residential Granular Activated Carbon (GAC) Treatment System  
Results – Chemours Chambers Works, Deepwater, New Jersey**

Field Sample ID	Date	PFOA	PFOS	PFNA	Comments
BED1	5/19/2022	<0.0020	<0.0020	<0.0020	
BED1	2/16/2022	<0.0020	<0.0020	<0.0020	
BED1	11/18/2021	<0.0020	<0.0020	<0.0020	
PT	8/19/2021	0.040	<0.0020	0.0065	
BED1	8/19/2021	<0.0020	<0.0020	<0.0020	
BED1	4/22/2021	<0.0020	<0.0020	<0.0020	
BED1	1/19/2021	<0.0020	<0.0020	<0.0020	
BED1	11/18/2020	<0.0020	<0.0020	<0.0020	
PT	9/16/2020	0.0022	<0.0020	<0.0020	
BED1	9/16/2020	<0.0020	<0.0020	<0.0020	
BED1	6/10/2020	<0.0020	<0.0020	<0.0020	
BED1	1/28/2020	<0.0020	<0.0020	<0.0020	
BED1	10/11/2019	<0.0020	<0.0020	<0.0020	
PT	7/19/2019	0.051	0.0021	0.0096	
BED1	7/19/2019	0.0023	<0.0020	<0.0020	
BED1	4/12/2019	<0.0020	<0.0020	<0.0020	
BED1	1/24/2019	<0.0020	<0.0020	<0.0020	
BED1	10/29/2018	<0.0020	<0.0020	<0.0020	

Concentrations in ug/L. Concentrations are rounded by the laboratory and reported to two significant figures. For samples collected prior to 10/1/2013, results for PFOA are reported under the following protocol: ND < LOD < NQ < LOQ where ND = Not Detected, NQ = Not Quantifiable, LOD = Limit of Detection, LOQ = Limit of Quantitation; the LOD/LOQ may have varied by instrument and quarter. For samples collected after 10/1/2013, samples are reported to a reporting limit (RL) of 0.0050 ug/L for PFOA. For samples collected after 6/30/2016, each target compound RL is 0.0020 ug/L. J = Analyte present, reported value may not be accurate or precise; UJ = Not detected, reporting limit may not be accurate or precise; B = Not detected substantially above the level reported in the laboratory or field blanks. Samples identified as BED1 were collected after the first carbon bed. Samples identified as BED2 were collected after the second carbon bed and represent the treated water. All other samples collected were prior to Chemours treatment. Samples identified with -D or -DUP are duplicate samples. Starting with the 3Q20 samples, the samples are analyzed by USEPA Method 537.1. Prior to 3Q20, the samples were analyzed by a modified method 537. QREP = Qualification Re-Evaluation Program.

**Table 2. Residential Granular Activated Carbon (GAC) Treatment System  
Results – Chemours Chambers Works, Deepwater, New Jersey**

Field Sample ID	Date	PFOA	PFOS	PFNA	Comments
PT	7/16/2018	0.046	<0.0020	0.0075	
BED1	7/16/2018	<0.0020	<0.0020	<0.0020	
BED1	4/12/2018	<0.0020	<0.0020	<0.0020	
	7/7/2016	0.027 J	<0.0020 U	0.0044 B	GAC installed 01/09/2018.
	3/31/2009	0.042			
<b>Location: 31</b>					
BED1	11/28/2022	<0.0020	<0.0020	<0.0020	
PT	9/28/2022	0.062	0.017	0.028	
BED1	9/28/2022	<0.0020	<0.0020	<0.0020	
BED1-DUP	9/28/2022	<0.0020	<0.0020	<0.0020	
BED1	6/28/2022	<0.0020	<0.0020	<0.0020	
BED1-DUP	6/28/2022	<0.0020	<0.0020	<0.0020	
BED1	2/23/2022	<0.0020 UJ	<0.0020 UJ	<0.0020 UJ	
BED1	11/18/2021	<0.0020	<0.0020	<0.0020	
PT	8/23/2021	0.069	0.012	0.029	
BED1	8/23/2021	<0.0020	<0.0020	<0.0020	
BED1	5/5/2021	<0.0020	<0.0020	<0.0020	
BED1	2/10/2021	<0.0020	<0.0020	<0.0020	

Concentrations in ug/L. Concentrations are rounded by the laboratory and reported to two significant figures. For samples collected prior to 10/1/2013, results for PFOA are reported under the following protocol: ND < LOD < NQ < LOQ where ND = Not Detected, NQ = Not Quantifiable, LOD = Limit of Detection, LOQ = Limit of Quantitation; the LOD/LOQ may have varied by instrument and quarter. For samples collected after 10/1/2013, samples are reported to a reporting limit (RL) of 0.0050 ug/L for PFOA. For samples collected after 6/30/2016, each target compound RL is 0.0020 ug/L. J = Analyte present, reported value may not be accurate or precise; UJ = Not detected, reporting limit may not be accurate or precise; B = Not detected substantially above the level reported in the laboratory or field blanks. Samples identified as BED1 were collected after the first carbon bed. Samples identified as BED2 were collected after the second carbon bed and represent the treated water. All other samples collected were prior to Chemours treatment. Samples identified with -D or -DUP are duplicate samples. Starting with the 3Q20 samples, the samples are analyzed by USEPA Method 537.1. Prior to 3Q20, the samples were analyzed by a modified method 537. QREP = Qualification Re-Evaluation Program.

**Table 2. Residential Granular Activated Carbon (GAC) Treatment System  
Results – Chemours Chambers Works, Deepwater, New Jersey**

Field Sample ID	Date	PFOA	PFOS	PFNA	Comments
BED1	11/4/2020	<0.0020	<0.0020	<0.0020	
PT	9/2/2020	0.092	0.010	0.030	
BED1	9/2/2020	<0.0020	<0.0020	<0.0020	
BED1	6/22/2020	<0.0020	<0.0020	<0.0020	
BED1	3/6/2020	<0.0020	<0.0020	<0.0020	
BED1	10/23/2019	<0.0020	<0.0020	<0.0020	
PT	8/20/2019	0.096	0.019	0.042	
BED1	8/20/2019	<0.0020	<0.0020	<0.0020	
BED1	4/29/2019	<0.0020	<0.0020	<0.0020	
BED1	2/28/2019	<0.0020	<0.0020	<0.0020	
BED1	11/29/2018	<0.0020	<0.0020	<0.0020	
PT	9/19/2018	0.044	0.015	0.033	
BED1	9/19/2018	<0.0020	<0.0020	<0.0020	
	3/19/2018	0.11	0.0041	0.024	GAC installed 05/17/2018.
	3/31/2009	0.14			
<b>Location: 37</b>					
BED1	10/11/2022	<0.0020	<0.0020	<0.0020	
PT	8/2/2022	0.090	0.016	0.012	

Concentrations in ug/L. Concentrations are rounded by the laboratory and reported to two significant figures. For samples collected prior to 10/1/2013, results for PFOA are reported under the following protocol: ND < LOD < NQ < LOQ where ND = Not Detected, NQ = Not Quantifiable, LOD = Limit of Detection, LOQ = Limit of Quantitation; the LOD/LOQ may have varied by instrument and quarter. For samples collected after 10/1/2013, samples are reported to a reporting limit (RL) of 0.0050 ug/L for PFOA. For samples collected after 6/30/2016, each target compound RL is 0.0020 ug/L. J = Analyte present, reported value may not be accurate or precise; UJ = Not detected, reporting limit may not be accurate or precise; B = Not detected substantially above the level reported in the laboratory or field blanks. Samples identified as BED1 were collected after the first carbon bed. Samples identified as BED2 were collected after the second carbon bed and represent the treated water. All other samples collected were prior to Chemours treatment. Samples identified with -D or -DUP are duplicate samples. Starting with the 3Q20 samples, the samples are analyzed by USEPA Method 537.1. Prior to 3Q20, the samples were analyzed by a modified method 537. QREP = Qualification Re-Evaluation Program.

**Table 2. Residential Granular Activated Carbon (GAC) Treatment System  
Results – Chemours Chambers Works, Deepwater, New Jersey**

Field Sample ID	Date	PFOA	PFOS	PFNA	Comments
BED1	8/2/2022	<0.0020	<0.0020	<0.0020	
BED1	5/19/2022	<0.0020	<0.0020	<0.0020	
BED1	2/28/2022	<0.0020	<0.0020	<0.0020	
BED1-DUP	2/28/2022	<0.0020	<0.0020	<0.0020	
BED1	11/10/2021	<0.0020	<0.0020	<0.0020	
PT	8/24/2021	0.084	0.019	0.014	
BED1	8/24/2021	<0.0020	<0.0020	<0.0020	
BED1-DUP	8/24/2021	<0.0020	<0.0020	<0.0020	
BED1	4/15/2021	<0.0020	<0.0020	<0.0020	
BED1	12/1/2020	<0.0020	<0.0020	<0.0020	
PT	9/28/2020	0.10	0.016	0.010	Carbon Changeout 08/04/2020 - Fe/Pressure.
BED1	9/28/2020	<0.0020	<0.0020	<0.0020	Carbon Changeout 08/04/2020 - Fe/Pressure.
BED1	6/26/2020	<0.0020	<0.0020	<0.0020	
BED1	3/11/2020	<0.0020	<0.0020	<0.0020	
BED1	10/31/2019	<0.0020	<0.0020	<0.0020	
PT	8/23/2019	0.074	0.014	0.010	
BED1	8/23/2019	<0.0020	<0.0020	<0.0020	
BED1	5/7/2019	<0.0020	<0.0020	<0.0020	

Concentrations in ug/L. Concentrations are rounded by the laboratory and reported to two significant figures. For samples collected prior to 10/1/2013, results for PFOA are reported under the following protocol: ND < LOD < NQ < LOQ where ND = Not Detected, NQ = Not Quantifiable, LOD = Limit of Detection, LOQ = Limit of Quantitation; the LOD/LOQ may have varied by instrument and quarter. For samples collected after 10/1/2013, samples are reported to a reporting limit (RL) of 0.0050 ug/L for PFOA. For samples collected after 6/30/2016, each target compound RL is 0.0020 ug/L. J = Analyte present, reported value may not be accurate or precise; UJ = Not detected, reporting limit may not be accurate or precise; B = Not detected substantially above the level reported in the laboratory or field blanks. Samples identified as BED1 were collected after the first carbon bed. Samples identified as BED2 were collected after the second carbon bed and represent the treated water. All other samples collected were prior to Chemours treatment. Samples identified with -D or -DUP are duplicate samples. Starting with the 3Q20 samples, the samples are analyzed by USEPA Method 537.1. Prior to 3Q20, the samples were analyzed by a modified method 537. QREP = Qualification Re-Evaluation Program.

**Table 2. Residential Granular Activated Carbon (GAC) Treatment System  
Results – Chemours Chambers Works, Deepwater, New Jersey**

Field Sample ID	Date	PFOA	PFOS	PFNA	Comments
BED1	3/7/2019	<0.0020	<0.0020	<0.0020	
BED1	12/4/2018	<0.0020	<0.0020	<0.0020	
PT	9/5/2018	0.096	0.020	0.014	
BED1	9/5/2018	<0.0020	<0.0020	<0.0020	
BED1	6/1/2018	<0.0020	<0.0020	<0.0020	
BED1	3/13/2018	<0.0020	<0.0020	<0.0020	
BED1	12/5/2017	<0.0020	<0.0020	<0.0020	
PT	8/18/2017	0.11	0.019	0.011	
BED1	8/18/2017	<0.0020	<0.0020	<0.0020	
BED1	6/28/2017	<0.0020	<0.0020	<0.0020	
BED1	3/2/2017	<0.0020	<0.0020	<0.0020	
	8/3/2016	0.13	0.017	0.0098	GAC installed 11/07/2016.
	4/1/2009	0.15			
<b>Location: 38</b>					
BED1	10/6/2022	<0.0020	<0.0020	<0.0020	
BED1-DUP	10/6/2022	<0.0020	<0.0020	<0.0020	
PT	7/19/2022	0.18	0.012	0.012	
BED1	7/19/2022	<0.0020	<0.0020	<0.0020	

Concentrations in ug/L. Concentrations are rounded by the laboratory and reported to two significant figures. For samples collected prior to 10/1/2013, results for PFOA are reported under the following protocol: ND < LOD < NQ < LOQ where ND = Not Detected, NQ = Not Quantifiable, LOD = Limit of Detection, LOQ = Limit of Quantitation; the LOD/LOQ may have varied by instrument and quarter. For samples collected after 10/1/2013, samples are reported to a reporting limit (RL) of 0.0050 ug/L for PFOA. For samples collected after 6/30/2016, each target compound RL is 0.0020 ug/L. J = Analyte present, reported value may not be accurate or precise; UJ = Not detected, reporting limit may not be accurate or precise; B = Not detected substantially above the level reported in the laboratory or field blanks. Samples identified as BED1 were collected after the first carbon bed. Samples identified as BED2 were collected after the second carbon bed and represent the treated water. All other samples collected were prior to Chemours treatment. Samples identified with -D or -DUP are duplicate samples. Starting with the 3Q20 samples, the samples are analyzed by USEPA Method 537.1. Prior to 3Q20, the samples were analyzed by a modified method 537. QREP = Qualification Re-Evaluation Program.

**Table 2. Residential Granular Activated Carbon (GAC) Treatment System  
Results – Chemours Chambers Works, Deepwater, New Jersey**

Field Sample ID	Date	PFOA	PFOS	PFNA	Comments
BED1	4/14/2022	<0.0020	<0.0020	<0.0020	Carbon Changeout 02/22/2022 - 5yr.
BED1	1/24/2022	<0.0020	<0.0020	<0.0020	
BED1	10/20/2021	<0.0020	<0.0020	<0.0020	
BED1-DUP	10/20/2021	<0.0020	<0.0020	<0.0020	
PT	8/2/2021	0.093	0.018	0.010	
BED1	8/2/2021	<0.0020	<0.0020	<0.0020	
BED1	4/29/2021	<0.0020	<0.0020 UJ	<0.0020	
BED1	2/4/2021	<0.0020	<0.0020	<0.0020	
BED1	10/20/2020	<0.0020	<0.0020	<0.0020	
PT	8/17/2020	0.19	0.015	0.011	
BED1	8/17/2020	<0.0020	<0.0020	<0.0020	
BED1	6/11/2020	<0.0020	<0.0020	<0.0020	
BED1	2/4/2020	<0.0020	<0.0020	<0.0020	
BED1	10/24/2019	<0.0020	<0.0020	<0.0020	
PT	8/20/2019	0.11	0.016	0.0066	
BED1	8/20/2019	<0.0020	<0.0020	<0.0020	
BED1	4/29/2019	<0.0020	<0.0020	<0.0020	
BED1	2/28/2019	<0.0020	<0.0020	<0.0020	

Concentrations in ug/L. Concentrations are rounded by the laboratory and reported to two significant figures. For samples collected prior to 10/1/2013, results for PFOA are reported under the following protocol: ND < LOD < NQ < LOQ where ND = Not Detected, NQ = Not Quantifiable, LOD = Limit of Detection, LOQ = Limit of Quantitation; the LOD/LOQ may have varied by instrument and quarter. For samples collected after 10/1/2013, samples are reported to a reporting limit (RL) of 0.0050 ug/L for PFOA. For samples collected after 6/30/2016, each target compound RL is 0.0020 ug/L. J = Analyte present, reported value may not be accurate or precise; UJ = Not detected, reporting limit may not be accurate or precise; B = Not detected substantially above the level reported in the laboratory or field blanks. Samples identified as BED1 were collected after the first carbon bed. Samples identified as BED2 were collected after the second carbon bed and represent the treated water. All other samples collected were prior to Chemours treatment. Samples identified with -D or -DUP are duplicate samples. Starting with the 3Q20 samples, the samples are analyzed by USEPA Method 537.1. Prior to 3Q20, the samples were analyzed by a modified method 537. QREP = Qualification Re-Evaluation Program.



**Table 2. Residential Granular Activated Carbon (GAC) Treatment System  
Results – Chemours Chambers Works, Deepwater, New Jersey**

Field Sample ID	Date	PFOA	PFOS	PFNA	Comments
BED1	12/3/2018	<0.0020	<0.0020	<0.0020	
PT	8/13/2018	0.14	0.013	0.0066	
BED1	8/13/2018	<0.0020	<0.0020	<0.0020	
BED1	5/10/2018	<0.0020	<0.0020	<0.0020	
BED1	3/13/2018	<0.0020	<0.0020	<0.0020	
BED1	12/5/2017	<0.0020	<0.0020	<0.0020	
PT	9/6/2017	0.18	0.011	0.0064	
BED1	9/6/2017	<0.0020	<0.0020	<0.0020	
BED1	6/23/2017	<0.0020	<0.0020	<0.0020	
BED1-DUP	6/23/2017	<0.0020	<0.0020	<0.0020	
BED1	3/27/2017	<0.0020	<0.0020	<0.0020	
BED1-DUP	3/27/2017	<0.0020	<0.0020	<0.0020	
	7/12/2016	0.16 J	0.015	0.0072	GAC installed 12/07/2016.
	4/1/2009	0.14			
<b>Location: 40</b>					
BED1	11/29/2022	<0.0020	<0.0020	<0.0020	
PT	9/13/2022	0.063	0.0023	0.0051	
BED1	9/13/2022	<0.0020	<0.0020	<0.0020	

Concentrations in ug/L. Concentrations are rounded by the laboratory and reported to two significant figures. For samples collected prior to 10/1/2013, results for PFOA are reported under the following protocol: ND < LOD < NQ < LOQ where ND = Not Detected, NQ = Not Quantifiable, LOD = Limit of Detection, LOQ = Limit of Quantitation; the LOD/LOQ may have varied by instrument and quarter. For samples collected after 10/1/2013, samples are reported to a reporting limit (RL) of 0.0050 ug/L for PFOA. For samples collected after 6/30/2016, each target compound RL is 0.0020 ug/L. J = Analyte present, reported value may not be accurate or precise; UJ = Not detected, reporting limit may not be accurate or precise; B = Not detected substantially above the level reported in the laboratory or field blanks. Samples identified as BED1 were collected after the first carbon bed. Samples identified as BED2 were collected after the second carbon bed and represent the treated water. All other samples collected were prior to Chemours treatment. Samples identified with -D or -DUP are duplicate samples. Starting with the 3Q20 samples, the samples are analyzed by USEPA Method 537.1. Prior to 3Q20, the samples were analyzed by a modified method 537. QREP = Qualification Re-Evaluation Program.

**Table 2. Residential Granular Activated Carbon (GAC) Treatment System  
Results – Chemours Chambers Works, Deepwater, New Jersey**

Field Sample ID	Date	PFOA	PFOS	PFNA	Comments
BED1	6/6/2022	<0.0020	<0.0020	<0.0020	
BED1	3/2/2022	<0.0020	<0.0020	<0.0020	
BED1	11/9/2021	<0.0020	<0.0020	<0.0020	
BED1-DUP	11/9/2021	<0.0020	<0.0020	<0.0020	
PT	8/30/2021	0.057	0.0023	0.0062	Analyzed for 18 PFAS compounds for completeness. All results are on the Chemours Chambers Works website.
BED1	8/30/2021	<0.0020	<0.0020	<0.0020	
	2/23/2021	0.058	<0.0020	0.0086	GAC installed 05/05/2021.
	4/2/2009	0.050			
<b>Location: 43</b>					
BED1	11/14/2022	<0.0020	<0.0020	<0.0020	
PT	9/8/2022	0.28	0.0090	0.028	
BED1	9/8/2022	<0.0020	<0.0020	<0.0020	
BED1	6/9/2022	<0.0020	<0.0020	<0.0020	Carbon Changeout 03/17/2022 - 5yr.
BED1	2/17/2022	<0.0020	<0.0020	<0.0020	
BED1	11/11/2021	<0.0020	<0.0020	<0.0020	
PT	8/26/2021	0.15	0.011	0.039	
BED1	8/26/2021	<0.0020	<0.0020	<0.0020	
BED1	5/20/2021	<0.0020	<0.0020	<0.0020	

Concentrations in ug/L. Concentrations are rounded by the laboratory and reported to two significant figures. For samples collected prior to 10/1/2013, results for PFOA are reported under the following protocol: ND < LOD < NQ < LOQ where ND = Not Detected, NQ = Not Quantifiable, LOD = Limit of Detection, LOQ = Limit of Quantitation; the LOD/LOQ may have varied by instrument and quarter. For samples collected after 10/1/2013, samples are reported to a reporting limit (RL) of 0.0050 ug/L for PFOA. For samples collected after 6/30/2016, each target compound RL is 0.0020 ug/L. J = Analyte present, reported value may not be accurate or precise; UJ = Not detected, reporting limit may not be accurate or precise; B = Not detected substantially above the level reported in the laboratory or field blanks. Samples identified as BED1 were collected after the first carbon bed. Samples identified as BED2 were collected after the second carbon bed and represent the treated water. All other samples collected were prior to Chemours treatment. Samples identified with -D or -DUP are duplicate samples. Starting with the 3Q20 samples, the samples are analyzed by USEPA Method 537.1. Prior to 3Q20, the samples were analyzed by a modified method 537. QREP = Qualification Re-Evaluation Program.

**Table 2. Residential Granular Activated Carbon (GAC) Treatment System  
Results – Chemours Chambers Works, Deepwater, New Jersey**

Field Sample ID	Date	PFOA	PFOS	PFNA	Comments
BED1	2/11/2021	<0.0020	<0.0020	<0.0020	
BED1	11/5/2020	<0.0020	<0.0020	<0.0020	
PT	8/11/2020	0.19	0.014	0.049	
PT	8/11/2020	0.19	0.014	0.041	Split sampling for method comparison.
BED1	8/11/2020	<0.0020	<0.0020	<0.0020	Split sampling for method comparison.
BED1	8/11/2020	<0.0020	<0.0020	<0.0020	
BED1-DUP	8/11/2020	<0.0020	<0.0020	<0.0020	Split sampling for method comparison.
BED1	6/30/2020	<0.0020	<0.0020	<0.0020	
BED1	3/11/2020	<0.0020	<0.0020	<0.0020	
BED1	12/12/2019	<0.0020	<0.0020	<0.0020	
PT	9/26/2019	0.17	0.0094	0.033	
BED1	9/26/2019	<0.0020	<0.0020	<0.0020	
BED1	5/23/2019	<0.0020	<0.0020	<0.0020	
BED1	3/1/2019	<0.0020	<0.0020	<0.0020	
BED1	12/6/2018	<0.0020	<0.0020	<0.0020	
PT	8/28/2018	0.25	0.013	0.035	
BED1	8/28/2018	<0.0020	<0.0020	<0.0020	
BED1	5/3/2018	<0.0020	<0.0020	<0.0020	

Concentrations in ug/L. Concentrations are rounded by the laboratory and reported to two significant figures. For samples collected prior to 10/1/2013, results for PFOA are reported under the following protocol: ND < LOD < NQ < LOQ where ND = Not Detected, NQ = Not Quantifiable, LOD = Limit of Detection, LOQ = Limit of Quantitation; the LOD/LOQ may have varied by instrument and quarter. For samples collected after 10/1/2013, samples are reported to a reporting limit (RL) of 0.0050 ug/L for PFOA. For samples collected after 6/30/2016, each target compound RL is 0.0020 ug/L. J = Analyte present, reported value may not be accurate or precise; UJ = Not detected, reporting limit may not be accurate or precise; B = Not detected substantially above the level reported in the laboratory or field blanks. Samples identified as BED1 were collected after the first carbon bed. Samples identified as BED2 were collected after the second carbon bed and represent the treated water. All other samples collected were prior to Chemours treatment. Samples identified with -D or -DUP are duplicate samples. Starting with the 3Q20 samples, the samples are analyzed by USEPA Method 537.1. Prior to 3Q20, the samples were analyzed by a modified method 537. QREP = Qualification Re-Evaluation Program.

**Table 2. Residential Granular Activated Carbon (GAC) Treatment System  
Results – Chemours Chambers Works, Deepwater, New Jersey**

Field Sample ID	Date	PFOA	PFOS	PFNA	Comments
BED1	3/5/2018	<0.0020	<0.0020	<0.0020	
BED1	12/21/2017	<0.0020	<0.0020	<0.0020	
PT	9/6/2017	0.33	0.015	0.038	
BED1	9/6/2017	<0.0020	<0.0020	<0.0020	
BED1	6/28/2017	<0.0020	<0.0020	<0.0020	
BED1	3/3/2017	<0.0020	<0.0020	<0.0020	
	8/3/2016	0.26 J	0.0095 J	0.024 J	GAC installed 11/03/2016.
-DUP	8/3/2016	0.28 J	0.0092 J	0.025 J	GAC installed 11/03/2016.
	4/2/2009	0.32			
<b>Location: 44</b>					
BED1	11/22/2022	<0.0020	<0.0020	<0.0020	
PT	7/5/2022	0.029	<0.0020	<0.0020	
BED1	7/5/2022	<0.0020	<0.0020	<0.0020	
BED1	4/5/2022	<0.0020	<0.0020	<0.0020	
BED1	1/3/2022	<0.0020	<0.0020	<0.0020	
BED1	10/4/2021	<0.0020	<0.0020	<0.0020	
PT	7/6/2021	0.034	0.0027	<0.0020	
BED1	7/6/2021	<0.0020	<0.0020	<0.0020	

Concentrations in ug/L. Concentrations are rounded by the laboratory and reported to two significant figures. For samples collected prior to 10/1/2013, results for PFOA are reported under the following protocol: ND < LOD < NQ < LOQ where ND = Not Detected, NQ = Not Quantifiable, LOD = Limit of Detection, LOQ = Limit of Quantitation; the LOD/LOQ may have varied by instrument and quarter. For samples collected after 10/1/2013, samples are reported to a reporting limit (RL) of 0.0050 ug/L for PFOA. For samples collected after 6/30/2016, each target compound RL is 0.0020 ug/L. J = Analyte present, reported value may not be accurate or precise; UJ = Not detected, reporting limit may not be accurate or precise; B = Not detected substantially above the level reported in the laboratory or field blanks. Samples identified as BED1 were collected after the first carbon bed. Samples identified as BED2 were collected after the second carbon bed and represent the treated water. All other samples collected were prior to Chemours treatment. Samples identified with -D or -DUP are duplicate samples. Starting with the 3Q20 samples, the samples are analyzed by USEPA Method 537.1. Prior to 3Q20, the samples were analyzed by a modified method 537. QREP = Qualification Re-Evaluation Program.

**Table 2. Residential Granular Activated Carbon (GAC) Treatment System  
Results – Chemours Chambers Works, Deepwater, New Jersey**

Field Sample ID	Date	PFOA	PFOS	PFNA	Comments
BED1-DUP	7/6/2021	<0.0020	<0.0020	<0.0020	
BED1	4/6/2021	<0.0020	<0.0020	<0.0020	
BED1	1/25/2021	<0.0020	<0.0020	<0.0020	
BED1-DUP	1/25/2021	<0.0020	<0.0020	<0.0020	
BED1	10/6/2020	<0.0020	<0.0020	<0.0020	
PT	7/28/2020	0.021	<0.0020	<0.0020	
BED1	7/28/2020	<0.0020	<0.0020	<0.0020	
BED1	6/18/2020	<0.0020	<0.0020	<0.0020	
BED1	2/26/2020	<0.0020	<0.0020	<0.0020	
BED2	2/26/2020	<0.0020	<0.0020	<0.0020	
BED1	11/19/2019	<0.0020	<0.0020	<0.0020	
PT	9/16/2019	0.018	<0.0020	<0.0020	
BED1	9/16/2019	<0.0020	<0.0020	<0.0020	
BED1	4/5/2019	<0.0020	<0.0020	<0.0020	
BED1	1/11/2019	<0.0020	<0.0020	<0.0020	
BED1	10/25/2018	<0.0020	<0.0020	<0.0020	
PT	7/9/2018	0.019	<0.0020	<0.0020	
BED1	7/9/2018	<0.0020	<0.0020	<0.0020	

Concentrations in ug/L. Concentrations are rounded by the laboratory and reported to two significant figures. For samples collected prior to 10/1/2013, results for PFOA are reported under the following protocol: ND < LOD < NQ < LOQ where ND = Not Detected, NQ = Not Quantifiable, LOD = Limit of Detection, LOQ = Limit of Quantitation; the LOD/LOQ may have varied by instrument and quarter. For samples collected after 10/1/2013, samples are reported to a reporting limit (RL) of 0.0050 ug/L for PFOA. For samples collected after 6/30/2016, each target compound RL is 0.0020 ug/L. J = Analyte present, reported value may not be accurate or precise; UJ = Not detected, reporting limit may not be accurate or precise; B = Not detected substantially above the level reported in the laboratory or field blanks. Samples identified as BED1 were collected after the first carbon bed. Samples identified as BED2 were collected after the second carbon bed and represent the treated water. All other samples collected were prior to Chemours treatment. Samples identified with -D or -DUP are duplicate samples. Starting with the 3Q20 samples, the samples are analyzed by USEPA Method 537.1. Prior to 3Q20, the samples were analyzed by a modified method 537. QREP = Qualification Re-Evaluation Program.

**Table 2. Residential Granular Activated Carbon (GAC) Treatment System  
Results – Chemours Chambers Works, Deepwater, New Jersey**

Field Sample ID	Date	PFOA	PFOS	PFNA	Comments
	7/7/2016	0.02 J	0.0021 J	<0.0020 U	GAC installed 04/13/2018.
	4/2/2009	NQ			
<b>Location: 50</b>					
BED1	10/10/2022	<0.0020	<0.0020	<0.0020	
PT	8/4/2022	0.22	0.013	0.019	
BED1	8/4/2022	<0.0020	<0.0020	<0.0020	
BED1	4/20/2022	<0.0020	<0.0020	<0.0020	
BED1	1/27/2022	<0.0020 UJ	<0.0020 UJ	<0.0020 UJ	
BED1-DUP	1/27/2022	<0.0020	<0.0020	<0.0020	
BED1	10/29/2021	<0.0020	<0.0020	<0.0020	
PT	8/2/2021	0.19	0.014	0.016	
BED1	8/2/2021	<0.0020	<0.0020	<0.0020	
BED1	5/10/2021	<0.0020	<0.0020	<0.0020	
BED1	2/12/2021	<0.0020	<0.0020	<0.0020	
BED1	11/18/2020	<0.0020	<0.0020	<0.0020	
PT	9/23/2020	0.21	0.021	0.022	
BED1	9/23/2020	<0.0020	<0.0020	<0.0020	
BED1-DUP	9/23/2020	<0.0020	<0.0020	<0.0020	

Concentrations in ug/L. Concentrations are rounded by the laboratory and reported to two significant figures. For samples collected prior to 10/1/2013, results for PFOA are reported under the following protocol: ND < LOD < NQ < LOQ where ND = Not Detected, NQ = Not Quantifiable, LOD = Limit of Detection, LOQ = Limit of Quantitation; the LOD/LOQ may have varied by instrument and quarter. For samples collected after 10/1/2013, samples are reported to a reporting limit (RL) of 0.0050 ug/L for PFOA. For samples collected after 6/30/2016, each target compound RL is 0.0020 ug/L. J = Analyte present, reported value may not be accurate or precise; UJ = Not detected, reporting limit may not be accurate or precise; B = Not detected substantially above the level reported in the laboratory or field blanks. Samples identified as BED1 were collected after the first carbon bed. Samples identified as BED2 were collected after the second carbon bed and represent the treated water. All other samples collected were prior to Chemours treatment. Samples identified with -D or -DUP are duplicate samples. Starting with the 3Q20 samples, the samples are analyzed by USEPA Method 537.1. Prior to 3Q20, the samples were analyzed by a modified method 537. QREP = Qualification Re-Evaluation Program.

**Table 2. Residential Granular Activated Carbon (GAC) Treatment System  
Results – Chemours Chambers Works, Deepwater, New Jersey**

Field Sample ID	Date	PFOA	PFOS	PFNA	Comments
BED1	6/25/2020	<0.0020	<0.0020	<0.0020	
	11/26/2019	0.20	0.022	0.016	GAC installed 02/07/2020.
	4/6/2009	0.25			
<b>Location: 54</b>					
BED1	11/7/2022	<0.0020	<0.0020	<0.0020	
PT	8/31/2022	0.057	0.0022	0.0067	
BED1	8/31/2022	<0.0020	<0.0020	<0.0020	
BED1	5/25/2022	<0.0020	<0.0020	<0.0020	
BED1	1/12/2022	<0.0020	<0.0020	<0.0020	Carbon Changeout 01/12/2022 - 5yr.
BED1-DUP	1/12/2022	<0.0020	<0.0020	<0.0020	Carbon Changeout 01/12/2022 - 5yr.
BED1	12/8/2021	<0.0020	<0.0020	<0.0020	
PT	9/1/2021	0.086	0.0022 J	0.0072	
BED1	9/1/2021	<0.0020	<0.0020	<0.0020	
BED1	4/7/2021	<0.0020	<0.0020	<0.0020	
BED1	1/12/2021	<0.0020	<0.0020	<0.0020	
BED1	10/5/2020	<0.0020	<0.0020	<0.0020	
PT	7/28/2020	0.057	0.0028	0.012	
BED1	7/28/2020	<0.0020	<0.0020	<0.0020	

Concentrations in ug/L. Concentrations are rounded by the laboratory and reported to two significant figures. For samples collected prior to 10/1/2013, results for PFOA are reported under the following protocol: ND < LOD < NQ < LOQ where ND = Not Detected, NQ = Not Quantifiable, LOD = Limit of Detection, LOQ = Limit of Quantitation; the LOD/LOQ may have varied by instrument and quarter. For samples collected after 10/1/2013, samples are reported to a reporting limit (RL) of 0.0050 ug/L for PFOA. For samples collected after 6/30/2016, each target compound RL is 0.0020 ug/L. J = Analyte present, reported value may not be accurate or precise; UJ = Not detected, reporting limit may not be accurate or precise; B = Not detected substantially above the level reported in the laboratory or field blanks. Samples identified as BED1 were collected after the first carbon bed. Samples identified as BED2 were collected after the second carbon bed and represent the treated water. All other samples collected were prior to Chemours treatment. Samples identified with -D or -DUP are duplicate samples. Starting with the 3Q20 samples, the samples are analyzed by USEPA Method 537.1. Prior to 3Q20, the samples were analyzed by a modified method 537. QREP = Qualification Re-Evaluation Program.

**Table 2. Residential Granular Activated Carbon (GAC) Treatment System  
Results – Chemours Chambers Works, Deepwater, New Jersey**

Field Sample ID	Date	PFOA	PFOS	PFNA	Comments
BED1	6/4/2020	<0.0020	<0.0020	<0.0020	
BED1	1/27/2020	<0.0020	<0.0020	<0.0020	
BED1	10/11/2019	<0.0020	<0.0020	<0.0020	
PT	7/15/2019	0.088	0.0045	0.0094	
BED1	7/15/2019	<0.0020	<0.0020	<0.0020	
BED1	4/11/2019	<0.0020	<0.0020	<0.0020	
BED1	1/22/2019	<0.0020	<0.0020	<0.0020	
BED1	10/31/2018	<0.0020	<0.0020	<0.0020	
PT	7/24/2018	0.066	0.0040	0.012	
BED1	7/24/2018	<0.0020	<0.0020	<0.0020	
BED1	4/23/2018	<0.0020	<0.0020	<0.0020	
BED1	2/15/2018	<0.0020	<0.0020	<0.0020	
BED1	11/16/2017	<0.0020	<0.0020	<0.0020	
PT	8/16/2017	0.071	0.0022	0.0093	
BED1	8/16/2017	<0.0020	<0.0020	<0.0020	
BED1	6/20/2017	<0.0020	<0.0020	<0.0020	
BED1	3/2/2017	<0.0020	<0.0020	<0.0020	
	7/7/2016	0.092 J	0.0026 J	0.0057 B	GAC installed 10/20/2016.

Concentrations in ug/L. Concentrations are rounded by the laboratory and reported to two significant figures. For samples collected prior to 10/1/2013, results for PFOA are reported under the following protocol: ND < LOD < NQ < LOQ where ND = Not Detected, NQ = Not Quantifiable, LOD = Limit of Detection, LOQ = Limit of Quantitation; the LOD/LOQ may have varied by instrument and quarter. For samples collected after 10/1/2013, samples are reported to a reporting limit (RL) of 0.0050 ug/L for PFOA. For samples collected after 6/30/2016, each target compound RL is 0.0020 ug/L. J = Analyte present, reported value may not be accurate or precise; UJ = Not detected, reporting limit may not be accurate or precise; B = Not detected substantially above the level reported in the laboratory or field blanks. Samples identified as BED1 were collected after the first carbon bed. Samples identified as BED2 were collected after the second carbon bed and represent the treated water. All other samples collected were prior to Chemours treatment. Samples identified with -D or -DUP are duplicate samples. Starting with the 3Q20 samples, the samples are analyzed by USEPA Method 537.1. Prior to 3Q20, the samples were analyzed by a modified method 537. QREP = Qualification Re-Evaluation Program.



**Table 2. Residential Granular Activated Carbon (GAC) Treatment System  
Results – Chemours Chambers Works, Deepwater, New Jersey**

Field Sample ID	Date	PFOA	PFOS	PFNA	Comments
-DUP	7/7/2016	0.081 J	0.0026 J	0.0053 B	GAC installed 10/20/2016.
	4/7/2009	0.053			
<b>Location: 58</b>					
BED1	11/28/2022	<0.0020	<0.0020	<0.0020	
PT	8/24/2022	0.061	0.0023	0.0076	
BED1	8/24/2022	<0.0020	<0.0020	<0.0020	
BED1	5/18/2022	<0.0020	<0.0020	<0.0020	
BED1	1/19/2022	<0.0020	<0.0020	<0.0020	Carbon Changeout 01/19/2022 - 5yr.
PT	8/27/2021	0.058	0.0023	0.0090	
BED1	8/27/2021	<0.0020	<0.0020	<0.0020	
BED1	6/21/2021	<0.0020	<0.0020	<0.0020	
BED1	3/23/2021	<0.0020	<0.0020	<0.0020	
BED1	12/7/2020	<0.0020	<0.0020	<0.0020	
BED1-DUP	12/7/2020	<0.0020	<0.0020	<0.0020	
PT	9/14/2020	0.060	0.0023 J	0.010	
BED1	9/14/2020	<0.0020	<0.0020	<0.0020	
BED1	6/24/2020	<0.0020	<0.0020	<0.0020	
BED1	2/12/2020	<0.0020	<0.0020	<0.0020	

Concentrations in ug/L. Concentrations are rounded by the laboratory and reported to two significant figures. For samples collected prior to 10/1/2013, results for PFOA are reported under the following protocol: ND < LOD < NQ < LOQ where ND = Not Detected, NQ = Not Quantifiable, LOD = Limit of Detection, LOQ = Limit of Quantitation; the LOD/LOQ may have varied by instrument and quarter. For samples collected after 10/1/2013, samples are reported to a reporting limit (RL) of 0.0050 ug/L for PFOA. For samples collected after 6/30/2016, each target compound RL is 0.0020 ug/L. J = Analyte present, reported value may not be accurate or precise; UJ = Not detected, reporting limit may not be accurate or precise; B = Not detected substantially above the level reported in the laboratory or field blanks. Samples identified as BED1 were collected after the first carbon bed. Samples identified as BED2 were collected after the second carbon bed and represent the treated water. All other samples collected were prior to Chemours treatment. Samples identified with -D or -DUP are duplicate samples. Starting with the 3Q20 samples, the samples are analyzed by USEPA Method 537.1. Prior to 3Q20, the samples were analyzed by a modified method 537. QREP = Qualification Re-Evaluation Program.

**Table 2. Residential Granular Activated Carbon (GAC) Treatment System  
Results – Chemours Chambers Works, Deepwater, New Jersey**

Field Sample ID	Date	PFOA	PFOS	PFNA	Comments
BED1	10/24/2019	<0.0020	<0.0020	<0.0020	
PT	8/26/2019	0.075	0.0026	0.0089	
BED1	8/26/2019	<0.0020	<0.0020	<0.0020	
BED1	5/16/2019	<0.0020	<0.0020	<0.0020	
BED1-DUP	5/16/2019	<0.0020	<0.0020	<0.0020	
BED1	3/20/2019	<0.0020	<0.0020	<0.0020	
BED1	12/3/2018	<0.0020	<0.0020	<0.0020	
PT	9/20/2018	0.074	0.0027	0.013	
BED1	9/20/2018	<0.0020	<0.0020	<0.0020	
BED1	6/18/2018	<0.0020	<0.0020	<0.0020	
BED1	2/15/2018	<0.0020	<0.0020	<0.0020	Carbon Changeout 12/18/2017 - Fe.
BED1	11/16/2017	<0.0020	<0.0020	<0.0020	
PT	8/16/2017	0.077	0.003	0.013	
BED1	8/16/2017	<0.0020	<0.0020	<0.0020	
BED1	6/7/2017	<0.0020	<0.0020	<0.0020	
BED1-DUP	6/7/2017	<0.0020	<0.0020	<0.0020	
BED1	3/2/2017	<0.0020	<0.0020	<0.0020	
	7/13/2016	0.094 J	0.0034 J	0.017 J	GAC installed 10/19/2016.

Concentrations in ug/L. Concentrations are rounded by the laboratory and reported to two significant figures. For samples collected prior to 10/1/2013, results for PFOA are reported under the following protocol: ND < LOD < NQ < LOQ where ND = Not Detected, NQ = Not Quantifiable, LOD = Limit of Detection, LOQ = Limit of Quantitation; the LOD/LOQ may have varied by instrument and quarter. For samples collected after 10/1/2013, samples are reported to a reporting limit (RL) of 0.0050 ug/L for PFOA. For samples collected after 6/30/2016, each target compound RL is 0.0020 ug/L. J = Analyte present, reported value may not be accurate or precise; UJ = Not detected, reporting limit may not be accurate or precise; B = Not detected substantially above the level reported in the laboratory or field blanks. Samples identified as BED1 were collected after the first carbon bed. Samples identified as BED2 were collected after the second carbon bed and represent the treated water. All other samples collected were prior to Chemours treatment. Samples identified with -D or -DUP are duplicate samples. Starting with the 3Q20 samples, the samples are analyzed by USEPA Method 537.1. Prior to 3Q20, the samples were analyzed by a modified method 537. QREP = Qualification Re-Evaluation Program.

**Table 2. Residential Granular Activated Carbon (GAC) Treatment System  
Results – Chemours Chambers Works, Deepwater, New Jersey**

Field Sample ID	Date	PFOA	PFOS	PFNA	Comments
	4/9/2009	0.071			
<b>Location: 59</b>					
BED1	5/19/2022	<0.0020	<0.0020	<0.0020	Carbon Changeout 05/19/2022 - 5yr.
BED1	3/15/2022	<0.0020	<0.0020	<0.0020	
BED1	12/13/2021	<0.0020	<0.0020	<0.0020	
PT	9/21/2021	0.18	0.0058	0.027	
BED1	9/21/2021	<0.0020	<0.0020	<0.0020	
BED1	6/28/2021	<0.0020	<0.0020	<0.0020	
BED1	3/5/2021	<0.0020	<0.0020	<0.0020	
BED1	12/2/2020	<0.0020	<0.0020	<0.0020	
PT	9/2/2020	0.16	0.0043	0.021	
BED1	9/2/2020	<0.0020	<0.0020	<0.0020	
BED1	6/22/2020	<0.0020	<0.0020	<0.0020	
BED1	2/14/2020	<0.0020	<0.0020	<0.0020	
BED1	11/11/2019	<0.0020	<0.0020	<0.0020	
PT	9/5/2019	0.19	0.0073	0.026	
BED1	9/5/2019	<0.0020	<0.0020	<0.0020	
BED1	5/23/2019	<0.0020	<0.0020	<0.0020	

Concentrations in ug/L. Concentrations are rounded by the laboratory and reported to two significant figures. For samples collected prior to 10/1/2013, results for PFOA are reported under the following protocol: ND < LOD < NQ < LOQ where ND = Not Detected, NQ = Not Quantifiable, LOD = Limit of Detection, LOQ = Limit of Quantitation; the LOD/LOQ may have varied by instrument and quarter. For samples collected after 10/1/2013, samples are reported to a reporting limit (RL) of 0.0050 ug/L for PFOA. For samples collected after 6/30/2016, each target compound RL is 0.0020 ug/L. J = Analyte present, reported value may not be accurate or precise; UJ = Not detected, reporting limit may not be accurate or precise; B = Not detected substantially above the level reported in the laboratory or field blanks. Samples identified as BED1 were collected after the first carbon bed. Samples identified as BED2 were collected after the second carbon bed and represent the treated water. All other samples collected were prior to Chemours treatment. Samples identified with -D or -DUP are duplicate samples. Starting with the 3Q20 samples, the samples are analyzed by USEPA Method 537.1. Prior to 3Q20, the samples were analyzed by a modified method 537. QREP = Qualification Re-Evaluation Program.

**Table 2. Residential Granular Activated Carbon (GAC) Treatment System  
Results – Chemours Chambers Works, Deepwater, New Jersey**

Field Sample ID	Date	PFOA	PFOS	PFNA	Comments
BED1	3/4/2019	<0.0020	<0.0020	<0.0020	
BED1	12/5/2018	<0.0020	<0.0020	<0.0020	
PT	8/21/2018	0.22	0.0063	0.023	
BED1	8/21/2018	<0.0020	<0.0020	<0.0020	
BED1	6/1/2018	<0.0020	<0.0020	<0.0020	
BED1	3/14/2018	<0.0020	<0.0020	<0.0020	
BED1	12/5/2017	<0.0020	<0.0020	<0.0020	
PT	9/29/2017	0.22	0.0094	0.028	
BED1	9/29/2017	<0.0020	<0.0020	<0.0020	
BED1	6/23/2017	<0.0020	<0.0020	<0.0020	
BED1-DUP	6/23/2017	<0.0020	<0.0020	<0.0020	
-DUP	8/11/2016	0.26	0.017 J	0.021	GAC installed 02/07/2017.
	8/11/2016	0.26	0.007 J	0.023	GAC installed 02/07/2017.
	4/9/2009	0.27			
<b>Location: 60</b>					
PT	8/20/2021	0.20	0.0074	0.014	
BED1	8/20/2021	<0.0020	<0.0020	<0.0020	
BED1	5/26/2021	<0.0020	<0.0020	<0.0020	

Concentrations in ug/L. Concentrations are rounded by the laboratory and reported to two significant figures. For samples collected prior to 10/1/2013, results for PFOA are reported under the following protocol: ND < LOD < NQ < LOQ where ND = Not Detected, NQ = Not Quantifiable, LOD = Limit of Detection, LOQ = Limit of Quantitation; the LOD/LOQ may have varied by instrument and quarter. For samples collected after 10/1/2013, samples are reported to a reporting limit (RL) of 0.0050 ug/L for PFOA. For samples collected after 6/30/2016, each target compound RL is 0.0020 ug/L. J = Analyte present, reported value may not be accurate or precise; UJ = Not detected, reporting limit may not be accurate or precise; B = Not detected substantially above the level reported in the laboratory or field blanks. Samples identified as BED1 were collected after the first carbon bed. Samples identified as BED2 were collected after the second carbon bed and represent the treated water. All other samples collected were prior to Chemours treatment. Samples identified with -D or -DUP are duplicate samples. Starting with the 3Q20 samples, the samples are analyzed by USEPA Method 537.1. Prior to 3Q20, the samples were analyzed by a modified method 537. QREP = Qualification Re-Evaluation Program.

**Table 2. Residential Granular Activated Carbon (GAC) Treatment System  
Results – Chemours Chambers Works, Deepwater, New Jersey**

Field Sample ID	Date	PFOA	PFOS	PFNA	Comments
BED1	3/5/2021	<0.0020	<0.0020	<0.0020	
BED1	11/11/2020	<0.0020	<0.0020	<0.0020	
PT	9/14/2020	0.19	0.0076 J	0.014	
BED1	9/14/2020	<0.0020	<0.0020	<0.0020	
BED1	6/24/2020	<0.0020	<0.0020	<0.0020	
BED1	2/5/2020	<0.0020	<0.0020	<0.0020	
BED1	10/23/2019	<0.0020	<0.0020	<0.0020	
PT	8/5/2019	0.26	0.0089	0.015	
BED1	8/5/2019	<0.0020	<0.0020	<0.0020	
BED1	4/10/2019	<0.0020	<0.0020	<0.0020	
PT	1/16/2019	0.27	0.011 B	0.017	Carbon Changeout 04/12/2018 - Fe.
BED1	1/16/2019	<0.0020	<0.0020	<0.0020	Carbon Changeout 04/12/2018 - Fe.
BED1	3/29/2018	<0.0020	<0.0020	<0.0020	
PT	9/28/2017	0.2	0.0073	0.01	
BED1	9/28/2017	<0.0020	<0.0020	<0.0020	
BED1	6/28/2017	<0.0020	<0.0020	<0.0020	
BED1	3/27/2017	0.2 J	0.0069 J	0.011 J	Elevated results for this sample suggest that an incorrect port may have been sampled and results should be used with caution.
BED2	3/27/2017	<0.0020	<0.0020	<0.0020	Elevated results for this sample suggest that an incorrect port may have been sampled and results should be used with caution.

Concentrations in ug/L. Concentrations are rounded by the laboratory and reported to two significant figures. For samples collected prior to 10/1/2013, results for PFOA are reported under the following protocol: ND < LOD < NQ < LOQ where ND = Not Detected, NQ = Not Quantifiable, LOD = Limit of Detection, LOQ = Limit of Quantitation; the LOD/LOQ may have varied by instrument and quarter. For samples collected after 10/1/2013, samples are reported to a reporting limit (RL) of 0.0050 ug/L for PFOA. For samples collected after 6/30/2016, each target compound RL is 0.0020 ug/L. J = Analyte present, reported value may not be accurate or precise; UJ = Not detected, reporting limit may not be accurate or precise; B = Not detected substantially above the level reported in the laboratory or field blanks. Samples identified as BED1 were collected after the first carbon bed. Samples identified as BED2 were collected after the second carbon bed and represent the treated water. All other samples collected were prior to Chemours treatment. Samples identified with -D or -DUP are duplicate samples. Starting with the 3Q20 samples, the samples are analyzed by USEPA Method 537.1. Prior to 3Q20, the samples were analyzed by a modified method 537. QREP = Qualification Re-Evaluation Program.

**Table 2. Residential Granular Activated Carbon (GAC) Treatment System  
Results – Chemours Chambers Works, Deepwater, New Jersey**

Field Sample ID	Date	PFOA	PFOS	PFNA	Comments
	7/12/2016	0.24 J	0.007	0.011	GAC installed 12/13/2016.
	4/9/2009	0.18			
<b>Location: 61</b>					
BED1	11/22/2022	<0.0020	<0.0020	<0.0020	
PT	9/14/2022	0.055	0.0028	0.011	
BED1	9/14/2022	<0.0020	<0.0020	<0.0020	
BED1	6/13/2022	<0.0020	<0.0020	<0.0020	
BED1	2/28/2022	<0.0020	<0.0020	<0.0020	
BED1	12/1/2021	<0.0020	<0.0020	<0.0020	Carbon Changeout 11/10/2021 - 5yr.
PT	8/3/2021	0.056	0.0032	0.012	
BED1	8/3/2021	<0.0020	<0.0020	<0.0020	
BED1	5/4/2021	<0.0020	<0.0020	<0.0020	
BED1	2/9/2021	<0.0020	<0.0020	<0.0020	
BED1	11/10/2020	<0.0020	<0.0020	<0.0020	
PT	9/3/2020	0.053	0.0025	0.010	
BED1	9/3/2020	<0.0020	<0.0020	<0.0020	
BED1-DUP	9/3/2020	<0.0020	<0.0020	<0.0020	
BED1	6/22/2020	<0.0020	<0.0020	<0.0020	

Concentrations in ug/L. Concentrations are rounded by the laboratory and reported to two significant figures. For samples collected prior to 10/1/2013, results for PFOA are reported under the following protocol: ND < LOD < NQ < LOQ where ND = Not Detected, NQ = Not Quantifiable, LOD = Limit of Detection, LOQ = Limit of Quantitation; the LOD/LOQ may have varied by instrument and quarter. For samples collected after 10/1/2013, samples are reported to a reporting limit (RL) of 0.0050 ug/L for PFOA. For samples collected after 6/30/2016, each target compound RL is 0.0020 ug/L. J = Analyte present, reported value may not be accurate or precise; UJ = Not detected, reporting limit may not be accurate or precise; B = Not detected substantially above the level reported in the laboratory or field blanks. Samples identified as BED1 were collected after the first carbon bed. Samples identified as BED2 were collected after the second carbon bed and represent the treated water. All other samples collected were prior to Chemours treatment. Samples identified with -D or -DUP are duplicate samples. Starting with the 3Q20 samples, the samples are analyzed by USEPA Method 537.1. Prior to 3Q20, the samples were analyzed by a modified method 537. QREP = Qualification Re-Evaluation Program.

**Table 2. Residential Granular Activated Carbon (GAC) Treatment System  
Results – Chemours Chambers Works, Deepwater, New Jersey**

Field Sample ID	Date	PFOA	PFOS	PFNA	Comments
BED1	3/5/2020	<0.0020	<0.0020	<0.0020	
BED1	10/22/2019	<0.0020	<0.0020	<0.0020	
PT	7/30/2019	0.058	0.0024	0.0094	
BED1	7/30/2019	<0.0020	<0.0020	<0.0020	
BED1	4/24/2019	<0.0020	<0.0020	<0.0020	
BED1	2/11/2019	<0.0020	<0.0020	<0.0020	
BED1	11/12/2018	<0.0020	<0.0020	<0.0020	
PT	8/14/2018	0.063	0.0040	0.016	
BED1	8/14/2018	<0.0020	<0.0020	<0.0020	
BED1	5/14/2018	<0.0020	<0.0020	<0.0020	
BED1	2/28/2018	<0.0020	<0.0020	<0.0020	
BED1	11/16/2017	<0.0020	<0.0020	<0.0020	
PT	8/17/2017	0.066	0.0033	0.013	
BED1	8/17/2017	<0.0020	<0.0020	<0.0020	
BED1	6/22/2017	<0.0020	<0.0020	<0.0020	
BED1	3/27/2017	<0.0020	<0.0020	<0.0020	
	8/10/2016	0.065	1.3	0.013	GAC installed 12/01/2016.
	4/9/2009	0.064			

Concentrations in ug/L. Concentrations are rounded by the laboratory and reported to two significant figures. For samples collected prior to 10/1/2013, results for PFOA are reported under the following protocol: ND < LOD < NQ < LOQ where ND = Not Detected, NQ = Not Quantifiable, LOD = Limit of Detection, LOQ = Limit of Quantitation; the LOD/LOQ may have varied by instrument and quarter. For samples collected after 10/1/2013, samples are reported to a reporting limit (RL) of 0.0050 ug/L for PFOA. For samples collected after 6/30/2016, each target compound RL is 0.0020 ug/L. J = Analyte present, reported value may not be accurate or precise; UJ = Not detected, reporting limit may not be accurate or precise; B = Not detected substantially above the level reported in the laboratory or field blanks. Samples identified as BED1 were collected after the first carbon bed. Samples identified as BED2 were collected after the second carbon bed and represent the treated water. All other samples collected were prior to Chemours treatment. Samples identified with -D or -DUP are duplicate samples. Starting with the 3Q20 samples, the samples are analyzed by USEPA Method 537.1. Prior to 3Q20, the samples were analyzed by a modified method 537. QREP = Qualification Re-Evaluation Program.

**Table 2. Residential Granular Activated Carbon (GAC) Treatment System  
Results – Chemours Chambers Works, Deepwater, New Jersey**

Field Sample ID	Date	PFOA	PFOS	PFNA	Comments
<b>Location: 62</b>					
BED1	11/9/2022	<0.0020	<0.0020	<0.0020	
PT	9/1/2022	0.037	0.0061	0.021	
BED1	9/1/2022	<0.0020	<0.0020	<0.0020	
BED1	5/31/2022	<0.0020	<0.0020	<0.0020	
BED1	2/10/2022	<0.0020 UJ	<0.0020 UJ	<0.0020 UJ	Carbon Changeout 02/10/2022 - 5yr.
BED1	11/30/2021	<0.0020	<0.0020	<0.0020	
PT	8/30/2021	0.057	0.011 J	0.029	
BED1	8/30/2021	<0.0020	<0.0020	<0.0020	
BED1	6/10/2021	<0.0020	<0.0020	<0.0020	
BED1	2/16/2021	<0.0020	<0.0020	<0.0020	
BED1	11/30/2020	<0.0020	<0.0020	<0.0020	
PT	8/19/2020	0.039	0.0082	0.022	
BED1	8/19/2020	<0.0020	<0.0020	<0.0020	
BED1	6/12/2020	<0.0020	<0.0020	<0.0020	
BED1	2/7/2020	<0.0020	<0.0020	<0.0020	
BED1	11/1/2019	<0.0020	<0.0020	<0.0020	
PT	8/30/2019	0.055	0.013	0.028	

Concentrations in ug/L. Concentrations are rounded by the laboratory and reported to two significant figures. For samples collected prior to 10/1/2013, results for PFOA are reported under the following protocol: ND < LOD < NQ < LOQ where ND = Not Detected, NQ = Not Quantifiable, LOD = Limit of Detection, LOQ = Limit of Quantitation; the LOD/LOQ may have varied by instrument and quarter. For samples collected after 10/1/2013, samples are reported to a reporting limit (RL) of 0.0050 ug/L for PFOA. For samples collected after 6/30/2016, each target compound RL is 0.0020 ug/L. J = Analyte present, reported value may not be accurate or precise; UJ = Not detected, reporting limit may not be accurate or precise; B = Not detected substantially above the level reported in the laboratory or field blanks. Samples identified as BED1 were collected after the first carbon bed. Samples identified as BED2 were collected after the second carbon bed and represent the treated water. All other samples collected were prior to Chemours treatment. Samples identified with -D or -DUP are duplicate samples. Starting with the 3Q20 samples, the samples are analyzed by USEPA Method 537.1. Prior to 3Q20, the samples were analyzed by a modified method 537. QREP = Qualification Re-Evaluation Program.



**Table 2. Residential Granular Activated Carbon (GAC) Treatment System  
Results – Chemours Chambers Works, Deepwater, New Jersey**

Field Sample ID	Date	PFOA	PFOS	PFNA	Comments
BED1	8/30/2019	<0.0020	<0.0020	<0.0020	
BED1	5/21/2019	<0.0020	<0.0020	<0.0020	
BED1	2/8/2019	<0.0020	<0.0020	<0.0020	
BED1	11/12/2018	<0.0020	<0.0020	<0.0020	
PT	8/1/2018	0.054	0.0097 B	0.019	
BED1	8/1/2018	<0.0020	<0.0020	<0.0020	
BED1	5/8/2018	<0.0020	<0.0020	<0.0020	
BED1-DUP	5/8/2018	<0.0020	<0.0020	<0.0020	
BED1	2/23/2018	<0.0020	<0.0020	<0.0020	
BED1	12/12/2017	<0.0020	<0.0020	<0.0020	
BED1-DUP	12/12/2017	<0.0020	<0.0020	<0.0020	
PT	8/18/2017	0.053	0.0092	0.016	
BED1	8/18/2017	<0.0020	<0.0020	<0.0020	
BED1-DUP	8/18/2017	<0.0020	<0.0020	<0.0020	
BED1	6/14/2017	<0.0020 UJ	<0.0020	<0.0020 UJ	
BED1	3/2/2017	0.0035	<0.0020	<0.0020	
BED2	3/2/2017	<0.0020	<0.0020	<0.0020 UJ	
	6/30/2016	0.063	0.012	0.023	GAC installed 10/06/2016.

Concentrations in ug/L. Concentrations are rounded by the laboratory and reported to two significant figures. For samples collected prior to 10/1/2013, results for PFOA are reported under the following protocol: ND < LOD < NQ < LOQ where ND = Not Detected, NQ = Not Quantifiable, LOD = Limit of Detection, LOQ = Limit of Quantitation; the LOD/LOQ may have varied by instrument and quarter. For samples collected after 10/1/2013, samples are reported to a reporting limit (RL) of 0.0050 ug/L for PFOA. For samples collected after 6/30/2016, each target compound RL is 0.0020 ug/L. J = Analyte present, reported value may not be accurate or precise; UJ = Not detected, reporting limit may not be accurate or precise; B = Not detected substantially above the level reported in the laboratory or field blanks. Samples identified as BED1 were collected after the first carbon bed. Samples identified as BED2 were collected after the second carbon bed and represent the treated water. All other samples collected were prior to Chemours treatment. Samples identified with -D or -DUP are duplicate samples. Starting with the 3Q20 samples, the samples are analyzed by USEPA Method 537.1. Prior to 3Q20, the samples were analyzed by a modified method 537. QREP = Qualification Re-Evaluation Program.

**Table 2. Residential Granular Activated Carbon (GAC) Treatment System  
Results – Chemours Chambers Works, Deepwater, New Jersey**

Field Sample ID	Date	PFOA	PFOS	PFNA	Comments
	4/9/2009	0.13			
<b>Location: 66</b>					
BED1	10/20/2022	<0.0020	<0.0020	<0.0020	
PT	8/10/2022	0.13	<0.0020	<0.0020	
BED1	8/10/2022	<0.0020	<0.0020	<0.0020	
BED1	5/3/2022	<0.0020 UJ	<0.0020 UJ	<0.0020 UJ	
BED1	1/31/2022	<0.0020	<0.0020	<0.0020	
BED1	11/2/2021	<0.0020	<0.0020	<0.0020	Carbon Changeout 11/22/2021 - 5yr.
PT	8/23/2021	0.081	0.0024	0.0026	
BED1	8/23/2021	<0.0020	<0.0020	<0.0020	
BED1	6/1/2021	<0.0020	<0.0020	<0.0020	
BED1	2/24/2021	<0.0020	<0.0020	<0.0020	
BED1	11/24/2020	0.0021	<0.0020	<0.0020	
BED1-DUP	11/24/2020	<0.0020	<0.0020	<0.0020	
PT	9/10/2020	0.096	<0.0020	0.0020	
BED1	9/10/2020	<0.0020	<0.0020	<0.0020	
BED1	6/26/2020	<0.0020	<0.0020	<0.0020	
BED1	2/24/2020	<0.0020	<0.0020	<0.0020	

Concentrations in ug/L. Concentrations are rounded by the laboratory and reported to two significant figures. For samples collected prior to 10/1/2013, results for PFOA are reported under the following protocol: ND < LOD < NQ < LOQ where ND = Not Detected, NQ = Not Quantifiable, LOD = Limit of Detection, LOQ = Limit of Quantitation; the LOD/LOQ may have varied by instrument and quarter. For samples collected after 10/1/2013, samples are reported to a reporting limit (RL) of 0.0050 ug/L for PFOA. For samples collected after 6/30/2016, each target compound RL is 0.0020 ug/L. J = Analyte present, reported value may not be accurate or precise; UJ = Not detected, reporting limit may not be accurate or precise; B = Not detected substantially above the level reported in the laboratory or field blanks. Samples identified as BED1 were collected after the first carbon bed. Samples identified as BED2 were collected after the second carbon bed and represent the treated water. All other samples collected were prior to Chemours treatment. Samples identified with -D or -DUP are duplicate samples. Starting with the 3Q20 samples, the samples are analyzed by USEPA Method 537.1. Prior to 3Q20, the samples were analyzed by a modified method 537. QREP = Qualification Re-Evaluation Program.

**Table 2. Residential Granular Activated Carbon (GAC) Treatment System  
Results – Chemours Chambers Works, Deepwater, New Jersey**

Field Sample ID	Date	PFOA	PFOS	PFNA	Comments
BED1	11/18/2019	<0.0020	<0.0020	<0.0020	
PT	9/13/2019	0.11	<0.0020	<0.0020	
BED1	9/13/2019	<0.0020	<0.0020	<0.0020	
BED1	4/30/2019	<0.0020	<0.0020	<0.0020	
BED1	2/1/2019	<0.0020	<0.0020	<0.0020	
BED1	11/6/2018	<0.0020	<0.0020	<0.0020	
PT	8/1/2018	0.088	<0.0020	<0.0020	
BED1	8/1/2018	<0.0020	<0.0020	<0.0020	
BED1	4/26/2018	<0.0020	<0.0020	<0.0020	
BED1	2/20/2018	<0.0020	<0.0020	<0.0020	
BED1	12/14/2017	<0.0020	<0.0020	<0.0020	
PT	8/25/2017	0.1	<0.0020	0.0056	
BED1	8/25/2017	<0.0020	<0.0020	<0.0020	
BED1	6/23/2017	<0.0020	<0.0020	<0.0020	
BED1	3/8/2017	0.0027	<0.0020	<0.0020	
BED1-DUP	3/8/2017	<0.0020	<0.0020	<0.0020	
BED2	3/8/2017	0.0024	<0.0020	<0.0020 UJ	
	7/6/2016	0.1	0.0021	<0.0020	GAC installed 10/11/2016.

Concentrations in ug/L. Concentrations are rounded by the laboratory and reported to two significant figures. For samples collected prior to 10/1/2013, results for PFOA are reported under the following protocol: ND < LOD < NQ < LOQ where ND = Not Detected, NQ = Not Quantifiable, LOD = Limit of Detection, LOQ = Limit of Quantitation; the LOD/LOQ may have varied by instrument and quarter. For samples collected after 10/1/2013, samples are reported to a reporting limit (RL) of 0.0050 ug/L for PFOA. For samples collected after 6/30/2016, each target compound RL is 0.0020 ug/L. J = Analyte present, reported value may not be accurate or precise; UJ = Not detected, reporting limit may not be accurate or precise; B = Not detected substantially above the level reported in the laboratory or field blanks. Samples identified as BED1 were collected after the first carbon bed. Samples identified as BED2 were collected after the second carbon bed and represent the treated water. All other samples collected were prior to Chemours treatment. Samples identified with -D or -DUP are duplicate samples. Starting with the 3Q20 samples, the samples are analyzed by USEPA Method 537.1. Prior to 3Q20, the samples were analyzed by a modified method 537. QREP = Qualification Re-Evaluation Program.

**Table 2. Residential Granular Activated Carbon (GAC) Treatment System  
Results – Chemours Chambers Works, Deepwater, New Jersey**

Field Sample ID	Date	PFOA	PFOS	PFNA	Comments
-DUP	7/6/2016	0.1	0.0021	<0.0020	GAC installed 10/11/2016.
	4/13/2009	0.025			
<b>Location: 68</b>					
BED1	11/1/2022	<0.0020	<0.0020	<0.0020	
PT	8/11/2022	0.056	0.0027	0.0057	
BED1	8/11/2022	<0.0020	<0.0020	<0.0020	
BED1	5/3/2022	<0.0020	<0.0020	<0.0020	Carbon Changeout 03/01/2022 - 5yr.
BED1	1/18/2022	<0.0020	<0.0020	<0.0020	
BED1	10/19/2021	<0.0020	<0.0020	<0.0020	
PT	7/22/2021	0.073	0.0050	0.0082	
BED1	7/22/2021	<0.0020	<0.0020	<0.0020	
BED1	4/20/2021	<0.0020	<0.0020	<0.0020	
BED1-DUP	4/20/2021	<0.0020	<0.0020	<0.0020	
BED1	1/22/2021	<0.0020	<0.0020	<0.0020	
BED1-DUP	1/22/2021	0.0059 J	0.0050 J	<0.0020	
BED2	1/22/2021	<0.0020	<0.0020	<0.0020	
BED1	10/14/2020	<0.0020	<0.0020	<0.0020	
PT	8/6/2020	0.10	0.010	0.011	

Concentrations in ug/L. Concentrations are rounded by the laboratory and reported to two significant figures. For samples collected prior to 10/1/2013, results for PFOA are reported under the following protocol: ND < LOD < NQ < LOQ where ND = Not Detected, NQ = Not Quantifiable, LOD = Limit of Detection, LOQ = Limit of Quantitation; the LOD/LOQ may have varied by instrument and quarter. For samples collected after 10/1/2013, samples are reported to a reporting limit (RL) of 0.0050 ug/L for PFOA. For samples collected after 6/30/2016, each target compound RL is 0.0020 ug/L. J = Analyte present, reported value may not be accurate or precise; UJ = Not detected, reporting limit may not be accurate or precise; B = Not detected substantially above the level reported in the laboratory or field blanks. Samples identified as BED1 were collected after the first carbon bed. Samples identified as BED2 were collected after the second carbon bed and represent the treated water. All other samples collected were prior to Chemours treatment. Samples identified with -D or -DUP are duplicate samples. Starting with the 3Q20 samples, the samples are analyzed by USEPA Method 537.1. Prior to 3Q20, the samples were analyzed by a modified method 537. QREP = Qualification Re-Evaluation Program.

**Table 2. Residential Granular Activated Carbon (GAC) Treatment System  
Results – Chemours Chambers Works, Deepwater, New Jersey**

Field Sample ID	Date	PFOA	PFOS	PFNA	Comments
PT	8/6/2020	0.090	0.0098	0.010	Split sampling for method comparison.
BED1	8/6/2020	<0.0020	<0.0020	<0.0020	
BED1	8/6/2020	<0.0020	<0.0020	<0.0020	Split sampling for method comparison.
BED1	6/9/2020	<0.0020	<0.0020	<0.0020	
BED1	1/28/2020	<0.0020	<0.0020	<0.0020	
BED1	10/15/2019	<0.0020	<0.0020	<0.0020	
PT	7/23/2019	0.088	0.0069	0.011	
BED1	7/23/2019	<0.0020	<0.0020	<0.0020	
BED1	4/17/2019	<0.0020	<0.0020	<0.0020	
BED1	2/5/2019	<0.0020	<0.0020	<0.0020	
BED1	11/8/2018	<0.0020	<0.0020	<0.0020	
PT	7/25/2018	0.072	0.0052	0.013	
BED1	7/25/2018	<0.0020 UJ	<0.0020 UJ	<0.0020 UJ	
BED1	4/25/2018	<0.0020	<0.0020	<0.0020	
BED1	2/16/2018	<0.0020	<0.0020	<0.0020	
BED1	11/17/2017	<0.0020	<0.0020	<0.0020	
PT	8/16/2017	0.083	0.0048	0.015	
BED1	8/16/2017	<0.0020	<0.0020	<0.0020	

Concentrations in ug/L. Concentrations are rounded by the laboratory and reported to two significant figures. For samples collected prior to 10/1/2013, results for PFOA are reported under the following protocol: ND < LOD < NQ < LOQ where ND = Not Detected, NQ = Not Quantifiable, LOD = Limit of Detection, LOQ = Limit of Quantitation; the LOD/LOQ may have varied by instrument and quarter. For samples collected after 10/1/2013, samples are reported to a reporting limit (RL) of 0.0050 ug/L for PFOA. For samples collected after 6/30/2016, each target compound RL is 0.0020 ug/L. J = Analyte present, reported value may not be accurate or precise; UJ = Not detected, reporting limit may not be accurate or precise; B = Not detected substantially above the level reported in the laboratory or field blanks. Samples identified as BED1 were collected after the first carbon bed. Samples identified as BED2 were collected after the second carbon bed and represent the treated water. All other samples collected were prior to Chemours treatment. Samples identified with -D or -DUP are duplicate samples. Starting with the 3Q20 samples, the samples are analyzed by USEPA Method 537.1. Prior to 3Q20, the samples were analyzed by a modified method 537. QREP = Qualification Re-Evaluation Program.

**Table 2. Residential Granular Activated Carbon (GAC) Treatment System  
Results – Chemours Chambers Works, Deepwater, New Jersey**

Field Sample ID	Date	PFOA	PFOS	PFNA	Comments
BED1	6/20/2017	<0.0020	<0.0020	<0.0020	
BED1	3/24/2017	<0.0020	<0.0020	<0.0020	
	7/7/2016	0.093 J	0.0036 J	0.0031 B	GAC installed 10/24/2016.
	4/13/2009	0.061			
<b>Location: 70</b>					
BED1	10/17/2022	<0.0020	<0.0020	<0.0020	
PT	8/8/2022	0.38	0.011 J	0.029	
BED1	8/8/2022	<0.0020	<0.0020	<0.0020	
BED1	5/4/2022	<0.0020	<0.0020	<0.0020	
BED1	2/3/2022	<0.0020	<0.0020	<0.0020	
BED1	11/9/2021	<0.0020	<0.0020	<0.0020	
PT	8/25/2021	0.40	0.012	0.033	
BED1	8/25/2021	<0.0020	<0.0020	<0.0020	
BED1	4/20/2021	<0.0020	<0.0020	<0.0020	
BED1	2/1/2021	<0.0020	<0.0020	<0.0020	
BED1	10/6/2020	<0.0020	<0.0020	<0.0020	
PT	8/3/2020	0.45	0.011	0.027	Carbon Changeout 07/27/2020 - 5yr.
PT	8/3/2020	0.48	0.012 J	0.028	Split sampling for method comparison. Carbon Changeout 07/27/2020 - 5yr.

Concentrations in ug/L. Concentrations are rounded by the laboratory and reported to two significant figures. For samples collected prior to 10/1/2013, results for PFOA are reported under the following protocol: ND < LOD < NQ < LOQ where ND = Not Detected, NQ = Not Quantifiable, LOD = Limit of Detection, LOQ = Limit of Quantitation; the LOD/LOQ may have varied by instrument and quarter. For samples collected after 10/1/2013, samples are reported to a reporting limit (RL) of 0.0050 ug/L for PFOA. For samples collected after 6/30/2016, each target compound RL is 0.0020 ug/L. J = Analyte present, reported value may not be accurate or precise; UJ = Not detected, reporting limit may not be accurate or precise; B = Not detected substantially above the level reported in the laboratory or field blanks. Samples identified as BED1 were collected after the first carbon bed. Samples identified as BED2 were collected after the second carbon bed and represent the treated water. All other samples collected were prior to Chemours treatment. Samples identified with -D or -DUP are duplicate samples. Starting with the 3Q20 samples, the samples are analyzed by USEPA Method 537.1. Prior to 3Q20, the samples were analyzed by a modified method 537. QREP = Qualification Re-Evaluation Program.

**Table 2. Residential Granular Activated Carbon (GAC) Treatment System  
Results – Chemours Chambers Works, Deepwater, New Jersey**

Field Sample ID	Date	PFOA	PFOS	PFNA	Comments
BED1	8/3/2020	<0.0020	0.0039	<0.0020	Split sampling for method comparison. Carbon Changeout 07/27/2020 - 5yr.
BED1	8/3/2020	<0.002	<0.002	<0.002	Carbon Changeout 07/27/2020 - 5yr.
BED1-DUP	8/3/2020	<0.0020	<0.0020	<0.0020	Split sampling for method comparison. Carbon Changeout 07/27/2020 - 5yr.
BED1	6/9/2020	0.21	<0.0020	0.0044	
BED2	6/9/2020	<0.0020	<0.0020	<0.0020	
BED1	1/28/2020	0.019	<0.0020	<0.0020	
BED2	1/28/2020	<0.0020	<0.0020	<0.0020	
BED1	10/15/2019	0.015	<0.0020	<0.0020	
BED2	10/15/2019	<0.0020	<0.0020	<0.0020	
PT	7/24/2019	0.47	0.0097	0.022	
BED1	7/24/2019	0.051	<0.0020	<0.0020	
BED2	7/24/2019	<0.0020	<0.0020	<0.0020	
BED1	4/16/2019	0.013	<0.0020	<0.0020	
BED1	1/29/2019	0.0049	0.0042	<0.0020	
BED1	11/6/2018	0.0034	<0.0020	<0.0020	
PT	7/26/2018	0.54	0.0089	0.021	
BED1	7/26/2018	0.0032	<0.0020	<0.0020	
BED2	7/26/2018	<0.0020 UJ	<0.0020 UJ	<0.0020 UJ	

Concentrations in ug/L. Concentrations are rounded by the laboratory and reported to two significant figures. For samples collected prior to 10/1/2013, results for PFOA are reported under the following protocol: ND < LOD < NQ < LOQ where ND = Not Detected, NQ = Not Quantifiable, LOD = Limit of Detection, LOQ = Limit of Quantitation; the LOD/LOQ may have varied by instrument and quarter. For samples collected after 10/1/2013, samples are reported to a reporting limit (RL) of 0.0050 ug/L for PFOA. For samples collected after 6/30/2016, each target compound RL is 0.0020 ug/L. J = Analyte present, reported value may not be accurate or precise; UJ = Not detected, reporting limit may not be accurate or precise; B = Not detected substantially above the level reported in the laboratory or field blanks. Samples identified as BED1 were collected after the first carbon bed. Samples identified as BED2 were collected after the second carbon bed and represent the treated water. All other samples collected were prior to Chemours treatment. Samples identified with -D or -DUP are duplicate samples. Starting with the 3Q20 samples, the samples are analyzed by USEPA Method 537.1. Prior to 3Q20, the samples were analyzed by a modified method 537. QREP = Qualification Re-Evaluation Program.

**Table 2. Residential Granular Activated Carbon (GAC) Treatment System  
Results – Chemours Chambers Works, Deepwater, New Jersey**

Field Sample ID	Date	PFOA	PFOS	PFNA	Comments
BED1	4/26/2018	0.0037	<0.0020	<0.0020	
BED1	2/20/2018	<0.0020	<0.0020	<0.0020	
BED1	12/5/2017	<0.0020	<0.0020	<0.0020	
PT	8/18/2017	0.52	0.0091	0.019	
BED1	8/18/2017	<0.0020	<0.0020	<0.0020	
BED1	6/14/2017	0.002 J	<0.0020	<0.0020 UJ	
BED2	6/14/2017	<0.0020	<0.0020	<0.0020	
BED1	3/27/2017	0.0025	<0.0020	<0.0020	
BED2	3/27/2017	<0.0020	<0.0020	<0.0020 UJ	
BED1	11/29/2016	<0.0020	<0.0020	<0.0020	
BED1-DUP	11/29/2016	<0.0020	<0.0020	<0.0020	
	8/9/2016	0.5	0.0088	0.018	
	8/9/2016	0.48			Split sampling for method comparison.
BED1	8/9/2016	<0.0020	<0.0020	<0.0020	
BED1	8/9/2016	<0.0050			Split sampling for method comparison.
BED1-DUP	8/9/2016	<0.0050			Split sampling for method comparison.
BED2	8/9/2016	<0.0020 UJ	<0.0020 UJ	<0.0020 UJ	
BED1	5/18/2016	<0.0050			
BED1-DUP	5/18/2016	<0.0050			

Concentrations in ug/L. Concentrations are rounded by the laboratory and reported to two significant figures. For samples collected prior to 10/1/2013, results for PFOA are reported under the following protocol: ND < LOD < NQ < LOQ where ND = Not Detected, NQ = Not Quantifiable, LOD = Limit of Detection, LOQ = Limit of Quantitation; the LOD/LOQ may have varied by instrument and quarter. For samples collected after 10/1/2013, samples are reported to a reporting limit (RL) of 0.0050 ug/L for PFOA. For samples collected after 6/30/2016, each target compound RL is 0.0020 ug/L. J = Analyte present, reported value may not be accurate or precise; UJ = Not detected, reporting limit may not be accurate or precise; B = Not detected substantially above the level reported in the laboratory or field blanks. Samples identified as BED1 were collected after the first carbon bed. Samples identified as BED2 were collected after the second carbon bed and represent the treated water. All other samples collected were prior to Chemours treatment. Samples identified with -D or -DUP are duplicate samples. Starting with the 3Q20 samples, the samples are analyzed by USEPA Method 537.1. Prior to 3Q20, the samples were analyzed by a modified method 537. QREP = Qualification Re-Evaluation Program.



**Table 2. Residential Granular Activated Carbon (GAC) Treatment System  
Results – Chemours Chambers Works, Deepwater, New Jersey**

Field Sample ID	Date	PFOA	PFOS	PFNA	Comments
BED1	2/26/2016	<0.0050			
BED1-DUP	2/26/2016	<0.0050			
BED2	2/26/2016	<0.0050			
	11/6/2015	0.49			
BED1	11/6/2015	<0.0050			
BED1-DUP	11/6/2015	<0.0050			
BED1	8/18/2015	<0.0050			Carbon Changeout 07/22/2015 - 5yr.
BED1-DUP	8/18/2015	<0.0050			Carbon Changeout 07/22/2015 - 5yr.
BED1	5/18/2015	<0.0050			
BED1-DUP	5/18/2015	<0.0050			
BED1	2/20/2015	<0.0050			
BED1-DUP	2/20/2015	<0.0050			
BED2	2/20/2015	<0.0050			
	11/26/2014	0.43			
BED1	11/26/2014	<0.0050			
BED1-DUP	11/26/2014	<0.0050			
BED2	11/26/2014	<0.0050			
BED2	8/29/2014	<0.0050			
BED2-DUP	8/29/2014	<0.0050			

Concentrations in ug/L. Concentrations are rounded by the laboratory and reported to two significant figures. For samples collected prior to 10/1/2013, results for PFOA are reported under the following protocol: ND < LOD < NQ < LOQ where ND = Not Detected, NQ = Not Quantifiable, LOD = Limit of Detection, LOQ = Limit of Quantitation; the LOD/LOQ may have varied by instrument and quarter. For samples collected after 10/1/2013, samples are reported to a reporting limit (RL) of 0.0050 ug/L for PFOA. For samples collected after 6/30/2016, each target compound RL is 0.0020 ug/L. J = Analyte present, reported value may not be accurate or precise; UJ = Not detected, reporting limit may not be accurate or precise; B = Not detected substantially above the level reported in the laboratory or field blanks. Samples identified as BED1 were collected after the first carbon bed. Samples identified as BED2 were collected after the second carbon bed and represent the treated water. All other samples collected were prior to Chemours treatment. Samples identified with -D or -DUP are duplicate samples. Starting with the 3Q20 samples, the samples are analyzed by USEPA Method 537.1. Prior to 3Q20, the samples were analyzed by a modified method 537. QREP = Qualification Re-Evaluation Program.

**Table 2. Residential Granular Activated Carbon (GAC) Treatment System  
Results – Chemours Chambers Works, Deepwater, New Jersey**

Field Sample ID	Date	PFOA	PFOS	PFNA	Comments
BED2	5/19/2014	<0.0050			
BED2-DUP	5/19/2014	<0.0050			
BED2	2/21/2014	<0.0050			
BED2-DUP	2/21/2014	<0.0050			
	10/25/2013	0.43			
BED2	10/25/2013	<0.0050			
BED1	8/28/2013	NQ			
BED1-DUP	8/28/2013	ND			
BED2	8/28/2013	ND			
BED1	5/21/2013	ND			
BED1-DUP	5/21/2013	ND			
BED1	3/6/2013	ND			
BED1-DUP	3/6/2013	ND			
BED2	3/6/2013	ND			
	11/16/2012	0.61			
BED1	11/16/2012	ND			
BED1-DUP	11/16/2012	ND			
BED1	8/29/2012	ND			
BED1-DUP	8/29/2012	ND			

Concentrations in ug/L. Concentrations are rounded by the laboratory and reported to two significant figures. For samples collected prior to 10/1/2013, results for PFOA are reported under the following protocol: ND < LOD < NQ < LOQ where ND = Not Detected, NQ = Not Quantifiable, LOD = Limit of Detection, LOQ = Limit of Quantitation; the LOD/LOQ may have varied by instrument and quarter. For samples collected after 10/1/2013, samples are reported to a reporting limit (RL) of 0.0050 ug/L for PFOA. For samples collected after 6/30/2016, each target compound RL is 0.0020 ug/L. J = Analyte present, reported value may not be accurate or precise; UJ = Not detected, reporting limit may not be accurate or precise; B = Not detected substantially above the level reported in the laboratory or field blanks. Samples identified as BED1 were collected after the first carbon bed. Samples identified as BED2 were collected after the second carbon bed and represent the treated water. All other samples collected were prior to Chemours treatment. Samples identified with -D or -DUP are duplicate samples. Starting with the 3Q20 samples, the samples are analyzed by USEPA Method 537.1. Prior to 3Q20, the samples were analyzed by a modified method 537. QREP = Qualification Re-Evaluation Program.

**Table 2. Residential Granular Activated Carbon (GAC) Treatment System  
Results – Chemours Chambers Works, Deepwater, New Jersey**

Field Sample ID	Date	PFOA	PFOS	PFNA	Comments
BED1	5/16/2012	ND			
BED1-DUP	5/16/2012	ND			
BED2	5/16/2012	ND			
BED1	3/1/2012	ND			
BED1-DUP	3/1/2012	ND			
	11/21/2011	0.43			
BED1	11/21/2011	ND			
BED1-DUP	11/21/2011	ND			
BED2	11/21/2011	ND			
BED1	8/23/2011	ND			
BED1-DUP	8/23/2011	ND			
	5/18/2011	0.44			
BED1	5/18/2011	ND			
BED1-DUP	5/18/2011	ND			
BED1	3/10/2011	ND			
BED1-DUP	3/10/2011	ND			
BED1	11/11/2010	ND			
BED1-DUP	11/11/2010	ND			
	9/8/2010	0.53			

Concentrations in ug/L. Concentrations are rounded by the laboratory and reported to two significant figures. For samples collected prior to 10/1/2013, results for PFOA are reported under the following protocol: ND < LOD < NQ < LOQ where ND = Not Detected, NQ = Not Quantifiable, LOD = Limit of Detection, LOQ = Limit of Quantitation; the LOD/LOQ may have varied by instrument and quarter. For samples collected after 10/1/2013, samples are reported to a reporting limit (RL) of 0.0050 ug/L for PFOA. For samples collected after 6/30/2016, each target compound RL is 0.0020 ug/L. J = Analyte present, reported value may not be accurate or precise; UJ = Not detected, reporting limit may not be accurate or precise; B = Not detected substantially above the level reported in the laboratory or field blanks. Samples identified as BED1 were collected after the first carbon bed. Samples identified as BED2 were collected after the second carbon bed and represent the treated water. All other samples collected were prior to Chemours treatment. Samples identified with -D or -DUP are duplicate samples. Starting with the 3Q20 samples, the samples are analyzed by USEPA Method 537.1. Prior to 3Q20, the samples were analyzed by a modified method 537. QREP = Qualification Re-Evaluation Program.

**Table 2. Residential Granular Activated Carbon (GAC) Treatment System  
Results – Chemours Chambers Works, Deepwater, New Jersey**

Field Sample ID	Date	PFOA	PFOS	PFNA	Comments
BED1	9/8/2010	ND			
BED1-DUP	9/8/2010	ND			
BED1	6/11/2010	ND			
BED1-DUP	6/11/2010	ND			
BED1	3/4/2010	ND			
BED1-DUP	3/4/2010	ND			
BED1	11/12/2009	ND			
BED1-DUP	11/12/2009	ND			
BED1	9/2/2009	ND			
BED1-DUP	9/2/2009	ND			
BED1	6/17/2009	ND			
BED2	6/17/2009	ND			
	6/5/2009	0.42			GAC installed 06/15/2009.
	4/13/2009	0.45			
<b>Location: 74</b>					
BED1	10/31/2022	<0.0020	<0.0020	<0.0020	
PT	8/15/2022	0.11	0.0080	0.0034	
BED1	8/15/2022	<0.0020	<0.0020	<0.0020	

Concentrations in ug/L. Concentrations are rounded by the laboratory and reported to two significant figures. For samples collected prior to 10/1/2013, results for PFOA are reported under the following protocol: ND < LOD < NQ < LOQ where ND = Not Detected, NQ = Not Quantifiable, LOD = Limit of Detection, LOQ = Limit of Quantitation; the LOD/LOQ may have varied by instrument and quarter. For samples collected after 10/1/2013, samples are reported to a reporting limit (RL) of 0.0050 ug/L for PFOA. For samples collected after 6/30/2016, each target compound RL is 0.0020 ug/L. J = Analyte present, reported value may not be accurate or precise; UJ = Not detected, reporting limit may not be accurate or precise; B = Not detected substantially above the level reported in the laboratory or field blanks. Samples identified as BED1 were collected after the first carbon bed. Samples identified as BED2 were collected after the second carbon bed and represent the treated water. All other samples collected were prior to Chemours treatment. Samples identified with -D or -DUP are duplicate samples. Starting with the 3Q20 samples, the samples are analyzed by USEPA Method 537.1. Prior to 3Q20, the samples were analyzed by a modified method 537. QREP = Qualification Re-Evaluation Program.

**Table 2. Residential Granular Activated Carbon (GAC) Treatment System  
Results – Chemours Chambers Works, Deepwater, New Jersey**

Field Sample ID	Date	PFOA	PFOS	PFNA	Comments
BED1	5/16/2022	<0.0020	<0.0020	<0.0020	
BED1	2/21/2022	<0.0020	<0.0020	<0.0020	
BED1	11/29/2021	<0.0020	<0.0020	<0.0020	
PT	9/13/2021	0.082	0.0066	0.0024	
BED1	9/13/2021	<0.0020	<0.0020	<0.0020	
BED1	6/7/2021	<0.0020	<0.0020	<0.0020	
BED1	3/8/2021	<0.0020	<0.0020	<0.0020	
BED1-DUP	3/8/2021	<0.0020	<0.0020	<0.0020	
BED1	11/16/2020	<0.0020	<0.0020	<0.0020	
PT	9/3/2020	0.091	0.0070	0.0032	
BED1	9/3/2020	<0.0020	<0.0020	<0.0020	
BED1	6/23/2020	<0.0020	<0.0020	<0.0020	
BED1	3/3/2020	<0.0020	<0.0020	<0.0020	
BED1	11/26/2019	<0.0020	<0.0020	<0.0020	
BED1-DUP	11/26/2019	<0.0020	<0.0020	<0.0020	
PT	9/4/2019	0.095	0.0073	0.0059	
BED1	9/4/2019	<0.0020	<0.0020	<0.0020	
BED1	5/29/2019	<0.0020	<0.0020	<0.0020	

Concentrations in ug/L. Concentrations are rounded by the laboratory and reported to two significant figures. For samples collected prior to 10/1/2013, results for PFOA are reported under the following protocol: ND < LOD < NQ < LOQ where ND = Not Detected, NQ = Not Quantifiable, LOD = Limit of Detection, LOQ = Limit of Quantitation; the LOD/LOQ may have varied by instrument and quarter. For samples collected after 10/1/2013, samples are reported to a reporting limit (RL) of 0.0050 ug/L for PFOA. For samples collected after 6/30/2016, each target compound RL is 0.0020 ug/L. J = Analyte present, reported value may not be accurate or precise; UJ = Not detected, reporting limit may not be accurate or precise; B = Not detected substantially above the level reported in the laboratory or field blanks. Samples identified as BED1 were collected after the first carbon bed. Samples identified as BED2 were collected after the second carbon bed and represent the treated water. All other samples collected were prior to Chemours treatment. Samples identified with -D or -DUP are duplicate samples. Starting with the 3Q20 samples, the samples are analyzed by USEPA Method 537.1. Prior to 3Q20, the samples were analyzed by a modified method 537. QREP = Qualification Re-Evaluation Program.

**Table 2. Residential Granular Activated Carbon (GAC) Treatment System  
Results – Chemours Chambers Works, Deepwater, New Jersey**

Field Sample ID	Date	PFOA	PFOS	PFNA	Comments
BED1	1/30/2019	<0.0020	<0.0020	<0.0020	
BED1	11/7/2018	<0.0020	<0.0020	<0.0020	
PT	8/6/2018	0.097	0.0063	0.0045	
BED1	8/6/2018	<0.0020	<0.0020	<0.0020	
	3/9/2018	0.092	0.0059	0.0043	GAC installed 05/02/2018.
	4/15/2009	0.054			
<b>Location: 77</b>					
PT	11/10/2022	0.14	0.012	0.029	
BED1	11/9/2022	<0.0020	<0.0020	<0.0020	
BED1	2/21/2022	<0.0020	<0.0020	<0.0020	
BED1	6/29/2020	<0.0020	<0.0020	<0.0020	
	12/20/2019	0.16	0.0097	0.033	GAC installed 03/04/2020.
	4/17/2009	0.24			
<b>Location: 80</b>					
BED1	10/24/2022	<0.0020	<0.0020	<0.0020	
PT	8/15/2022	0.18	0.018	0.023	
BED1	8/15/2022	<0.0020	<0.0020	<0.0020	
BED1	5/11/2022	<0.0020	<0.0020	<0.0020	

Concentrations in ug/L. Concentrations are rounded by the laboratory and reported to two significant figures. For samples collected prior to 10/1/2013, results for PFOA are reported under the following protocol: ND < LOD < NQ < LOQ where ND = Not Detected, NQ = Not Quantifiable, LOD = Limit of Detection, LOQ = Limit of Quantitation; the LOD/LOQ may have varied by instrument and quarter. For samples collected after 10/1/2013, samples are reported to a reporting limit (RL) of 0.0050 ug/L for PFOA. For samples collected after 6/30/2016, each target compound RL is 0.0020 ug/L. J = Analyte present, reported value may not be accurate or precise; UJ = Not detected, reporting limit may not be accurate or precise; B = Not detected substantially above the level reported in the laboratory or field blanks. Samples identified as BED1 were collected after the first carbon bed. Samples identified as BED2 were collected after the second carbon bed and represent the treated water. All other samples collected were prior to Chemours treatment. Samples identified with -D or -DUP are duplicate samples. Starting with the 3Q20 samples, the samples are analyzed by USEPA Method 537.1. Prior to 3Q20, the samples were analyzed by a modified method 537. QREP = Qualification Re-Evaluation Program.

**Table 2. Residential Granular Activated Carbon (GAC) Treatment System  
Results – Chemours Chambers Works, Deepwater, New Jersey**

Field Sample ID	Date	PFOA	PFOS	PFNA	Comments
BED1	2/8/2022	<0.0020 UJ	<0.0020 UJ	<0.0020 UJ	Carbon Changeout 02/08/2022 - 5yr.
BED1	10/19/2021	<0.0020	<0.0020	<0.0020	
PT	7/21/2021	0.24	0.017	0.024	
BED1	7/21/2021	<0.0020	<0.0020	<0.0020	
BED1	4/13/2021	<0.0020	<0.0020	<0.0020	
BED1	11/11/2020	<0.0020	<0.0020	<0.0020	
BED1	6/22/2020	<0.0020	<0.0020	<0.0020	
BED1	3/17/2020	<0.0020	<0.0020	<0.0020	
BED1	12/4/2019	<0.0020	<0.0020	<0.0020	
PT	9/18/2019	0.19	0.021	0.028	
BED1	9/18/2019	<0.0020	<0.0020	<0.0020	
BED1-DUP	9/18/2019	<0.0020	<0.0020	<0.0020	
BED1	6/3/2019	<0.0020	<0.0020	<0.0020	
BED1	3/19/2019	<0.0020	<0.0020	<0.0020	
BED1	12/12/2018	<0.0020	<0.0020	<0.0020	
PT	8/28/2018	0.23	0.012	0.026	
BED1	8/28/2018	<0.0020	<0.0020	<0.0020	
BED1	5/10/2018	<0.0020	<0.0020	<0.0020	

Concentrations in ug/L. Concentrations are rounded by the laboratory and reported to two significant figures. For samples collected prior to 10/1/2013, results for PFOA are reported under the following protocol: ND < LOD < NQ < LOQ where ND = Not Detected, NQ = Not Quantifiable, LOD = Limit of Detection, LOQ = Limit of Quantitation; the LOD/LOQ may have varied by instrument and quarter. For samples collected after 10/1/2013, samples are reported to a reporting limit (RL) of 0.0050 ug/L for PFOA. For samples collected after 6/30/2016, each target compound RL is 0.0020 ug/L. J = Analyte present, reported value may not be accurate or precise; UJ = Not detected, reporting limit may not be accurate or precise; B = Not detected substantially above the level reported in the laboratory or field blanks. Samples identified as BED1 were collected after the first carbon bed. Samples identified as BED2 were collected after the second carbon bed and represent the treated water. All other samples collected were prior to Chemours treatment. Samples identified with -D or -DUP are duplicate samples. Starting with the 3Q20 samples, the samples are analyzed by USEPA Method 537.1. Prior to 3Q20, the samples were analyzed by a modified method 537. QREP = Qualification Re-Evaluation Program.

**Table 2. Residential Granular Activated Carbon (GAC) Treatment System  
Results – Chemours Chambers Works, Deepwater, New Jersey**

Field Sample ID	Date	PFOA	PFOS	PFNA	Comments
BED1	3/13/2018	<0.0020	<0.0020	<0.0020	
BED1	12/5/2017	<0.0020	<0.0020	<0.0020	
PT	9/20/2017	0.21	0.023	0.031	
BED1	9/20/2017	<0.0020	<0.0020	<0.0020	
BED1	6/20/2017	<0.0020	<0.0020	<0.0020	
BED1	3/3/2017	<0.0020	<0.0020	<0.0020	
	8/31/2016	0.25	0.019	0.025	GAC installed 10/21/2016.
	4/20/2009	0.24			
<b>Location: 81</b>					
BED1	10/12/2022	<0.0020	<0.0020	<0.0020	
PT	7/20/2022	0.046	0.0023	0.011 J	
BED1	7/20/2022	<0.0020	<0.0020	<0.0020	
BED1	4/14/2022	<0.0020	<0.0020	<0.0020	
BED1	1/18/2022	<0.0020	<0.0020	<0.0020	
BED1	10/1/2021	<0.0020	<0.0020	<0.0020	
PT	7/8/2021	0.050	0.0030	0.0098	
BED1	7/8/2021	<0.0020	<0.0020	<0.0020	
BED1	4/7/2021	<0.0020	<0.0020	<0.0020	

Concentrations in ug/L. Concentrations are rounded by the laboratory and reported to two significant figures. For samples collected prior to 10/1/2013, results for PFOA are reported under the following protocol: ND < LOD < NQ < LOQ where ND = Not Detected, NQ = Not Quantifiable, LOD = Limit of Detection, LOQ = Limit of Quantitation; the LOD/LOQ may have varied by instrument and quarter. For samples collected after 10/1/2013, samples are reported to a reporting limit (RL) of 0.0050 ug/L for PFOA. For samples collected after 6/30/2016, each target compound RL is 0.0020 ug/L. J = Analyte present, reported value may not be accurate or precise; UJ = Not detected, reporting limit may not be accurate or precise; B = Not detected substantially above the level reported in the laboratory or field blanks. Samples identified as BED1 were collected after the first carbon bed. Samples identified as BED2 were collected after the second carbon bed and represent the treated water. All other samples collected were prior to Chemours treatment. Samples identified with -D or -DUP are duplicate samples. Starting with the 3Q20 samples, the samples are analyzed by USEPA Method 537.1. Prior to 3Q20, the samples were analyzed by a modified method 537. QREP = Qualification Re-Evaluation Program.



**Table 2. Residential Granular Activated Carbon (GAC) Treatment System  
Results – Chemours Chambers Works, Deepwater, New Jersey**

Field Sample ID	Date	PFOA	PFOS	PFNA	Comments
BED1	1/20/2021	<0.0020	<0.0020	<0.0020	
BED1	10/13/2020	<0.0020	<0.0020	<0.0020	
BED1-DUP	10/13/2020	<0.0020	<0.0020	<0.0020	
PT	8/10/2020	0.063	0.0037	0.011	
PT	8/10/2020	0.054	0.0031	0.012	Split sampling for method comparison.
BED1	8/10/2020	<0.0020	<0.0020	<0.0020	
BED1	8/10/2020	<0.0020	<0.0020	<0.0020	Split sampling for method comparison.
BED1	6/23/2020	<0.0020	<0.0020	<0.0020	
BED1	2/5/2020	<0.0020	<0.0020	<0.0020	
BED1	10/24/2019	<0.0020	<0.0020	<0.0020	
PT	7/31/2019	0.083	0.0032	0.011	Carbon Changeout 05/22/2019 - Fe.
BED1	7/31/2019	<0.0020	<0.0020	<0.0020	Carbon Changeout 05/22/2019 - Fe.
BED1	4/24/2019	0.041	<0.0020	0.0064	
BED2	4/24/2019	<0.0020	<0.0020	<0.0020	
BED1	2/14/2019	0.033	0.0022	0.0064	
BED2	2/14/2019	<0.0020	<0.0020	<0.0020	
BED1	11/14/2018	0.050	0.0022	0.0081	
BED2	11/14/2018	<0.0020	<0.0020	<0.0020	

Concentrations in ug/L. Concentrations are rounded by the laboratory and reported to two significant figures. For samples collected prior to 10/1/2013, results for PFOA are reported under the following protocol: ND < LOD < NQ < LOQ where ND = Not Detected, NQ = Not Quantifiable, LOD = Limit of Detection, LOQ = Limit of Quantitation; the LOD/LOQ may have varied by instrument and quarter. For samples collected after 10/1/2013, samples are reported to a reporting limit (RL) of 0.0050 ug/L for PFOA. For samples collected after 6/30/2016, each target compound RL is 0.0020 ug/L. J = Analyte present, reported value may not be accurate or precise; UJ = Not detected, reporting limit may not be accurate or precise; B = Not detected substantially above the level reported in the laboratory or field blanks. Samples identified as BED1 were collected after the first carbon bed. Samples identified as BED2 were collected after the second carbon bed and represent the treated water. All other samples collected were prior to Chemours treatment. Samples identified with -D or -DUP are duplicate samples. Starting with the 3Q20 samples, the samples are analyzed by USEPA Method 537.1. Prior to 3Q20, the samples were analyzed by a modified method 537. QREP = Qualification Re-Evaluation Program.

**Table 2. Residential Granular Activated Carbon (GAC) Treatment System  
Results – Chemours Chambers Works, Deepwater, New Jersey**

Field Sample ID	Date	PFOA	PFOS	PFNA	Comments
PT	8/21/2018	0.048	0.0027	0.0086	
BED1	8/21/2018	0.026	<0.0020	0.0047	
BED2	8/21/2018	<0.0020 UJ	<0.0020 UJ	<0.0020 UJ	
BED1	5/17/2018	0.024	<0.0020	0.0051	
BED2	5/17/2018	<0.0020	<0.0020	<0.0020	
BED1	3/19/2018	0.044	0.0025	0.0094	
BED2	3/19/2018	<0.0020	<0.0020	<0.0020	
BED1	12/14/2017	0.044	<0.0020	0.0097	
BED2	12/14/2017	<0.0020	<0.0020	<0.0020	
PT	8/14/2017	0.04	0.0023	0.0094	
BED1	8/14/2017	0.034	<0.0020	0.0096	
BED2	8/14/2017	<0.0020	<0.0020	<0.0020	
	1/11/2017	0.057 J	0.0031 B	0.013 J	GAC installed 04/10/2017.
-DUP	1/11/2017	0.055	0.0024 B	0.013	GAC installed 04/10/2017.
	4/20/2009	0.074			
<b>Location: 91</b>					
BED1	10/17/2022	<0.0020	<0.0020	<0.0020	
PT	8/8/2022	0.090	0.0048 J	0.0089	

Concentrations in ug/L. Concentrations are rounded by the laboratory and reported to two significant figures. For samples collected prior to 10/1/2013, results for PFOA are reported under the following protocol: ND < LOD < NQ < LOQ where ND = Not Detected, NQ = Not Quantifiable, LOD = Limit of Detection, LOQ = Limit of Quantitation; the LOD/LOQ may have varied by instrument and quarter. For samples collected after 10/1/2013, samples are reported to a reporting limit (RL) of 0.0050 ug/L for PFOA. For samples collected after 6/30/2016, each target compound RL is 0.0020 ug/L. J = Analyte present, reported value may not be accurate or precise; UJ = Not detected, reporting limit may not be accurate or precise; B = Not detected substantially above the level reported in the laboratory or field blanks. Samples identified as BED1 were collected after the first carbon bed. Samples identified as BED2 were collected after the second carbon bed and represent the treated water. All other samples collected were prior to Chemours treatment. Samples identified with -D or -DUP are duplicate samples. Starting with the 3Q20 samples, the samples are analyzed by USEPA Method 537.1. Prior to 3Q20, the samples were analyzed by a modified method 537. QREP = Qualification Re-Evaluation Program.

**Table 2. Residential Granular Activated Carbon (GAC) Treatment System  
Results – Chemours Chambers Works, Deepwater, New Jersey**

Field Sample ID	Date	PFOA	PFOS	PFNA	Comments
BED1	8/8/2022	<0.0020	<0.0020	<0.0020	
BED1	4/28/2022	<0.0020	<0.0020	<0.0020	
BED1	2/1/2022	<0.0020	<0.0020	<0.0020	Carbon Changeout 02/01/2022 - 5yr.
BED1	11/8/2021	<0.0020	<0.0020	<0.0020	
PT	8/23/2021	0.080	0.0033	0.0065	
BED1	8/23/2021	<0.0020	<0.0020	<0.0020	
BED1	6/3/2021	<0.0020	<0.0020	<0.0020	
BED1	3/11/2021	<0.0020	<0.0020	<0.0020	
BED1	11/17/2020	<0.0020	<0.0020	<0.0020	
PT	9/22/2020	0.058	0.0021	0.0039	
BED1	9/22/2020	<0.0020	<0.0020	<0.0020	
BED1	6/23/2020	<0.0020	<0.0020	<0.0020	
BED1	3/9/2020	<0.0020	<0.0020	<0.0020	
BED1	11/25/2019	<0.0020	<0.0020	<0.0020	
PT	8/23/2019	0.071	0.0021	0.0053	
BED1	8/23/2019	<0.0020	<0.0020	<0.0020	
BED1	5/2/2019	<0.0020	<0.0020	<0.0020	
BED1	3/1/2019	<0.0020	<0.0020	<0.0020	

Concentrations in ug/L. Concentrations are rounded by the laboratory and reported to two significant figures. For samples collected prior to 10/1/2013, results for PFOA are reported under the following protocol: ND < LOD < NQ < LOQ where ND = Not Detected, NQ = Not Quantifiable, LOD = Limit of Detection, LOQ = Limit of Quantitation; the LOD/LOQ may have varied by instrument and quarter. For samples collected after 10/1/2013, samples are reported to a reporting limit (RL) of 0.0050 ug/L for PFOA. For samples collected after 6/30/2016, each target compound RL is 0.0020 ug/L. J = Analyte present, reported value may not be accurate or precise; UJ = Not detected, reporting limit may not be accurate or precise; B = Not detected substantially above the level reported in the laboratory or field blanks. Samples identified as BED1 were collected after the first carbon bed. Samples identified as BED2 were collected after the second carbon bed and represent the treated water. All other samples collected were prior to Chemours treatment. Samples identified with -D or -DUP are duplicate samples. Starting with the 3Q20 samples, the samples are analyzed by USEPA Method 537.1. Prior to 3Q20, the samples were analyzed by a modified method 537. QREP = Qualification Re-Evaluation Program.

**Table 2. Residential Granular Activated Carbon (GAC) Treatment System  
Results – Chemours Chambers Works, Deepwater, New Jersey**

Field Sample ID	Date	PFOA	PFOS	PFNA	Comments
BED1	12/4/2018	<0.0020	<0.0020	<0.0020	
PT	7/31/2018	0.080	<0.0020	0.0044	
BED1	7/31/2018	<0.0020	<0.0020	<0.0020	
BED1	4/25/2018	<0.0020	<0.0020	<0.0020	
BED1	2/15/2018	<0.0020	<0.0020	<0.0020	
BED1	11/17/2017	<0.0020	<0.0020	<0.0020	
PT	8/17/2017	0.089	0.0031	0.0043	
BED1	8/17/2017	<0.0020	<0.0020	<0.0020	
BED1	6/7/2017	<0.0020	<0.0020	<0.0020	
BED1	3/24/2017	<0.0020	<0.0020	<0.0020	
	7/6/2016	0.11	0.0038	0.0059	GAC installed 10/12/2016.
	5/8/2009	0.063			
<b>Location: 92</b>					
BED1	12/6/2022	<0.0020	<0.0020	<0.0020	
PT	9/26/2022	0.059	0.0020	0.0079	
BED1	9/26/2022	<0.0020	<0.0020	<0.0020	
BED1	6/28/2022	<0.0020	<0.0020	<0.0020	
BED1	2/3/2022	<0.0020	<0.0020	<0.0020	

Concentrations in ug/L. Concentrations are rounded by the laboratory and reported to two significant figures. For samples collected prior to 10/1/2013, results for PFOA are reported under the following protocol: ND < LOD < NQ < LOQ where ND = Not Detected, NQ = Not Quantifiable, LOD = Limit of Detection, LOQ = Limit of Quantitation; the LOD/LOQ may have varied by instrument and quarter. For samples collected after 10/1/2013, samples are reported to a reporting limit (RL) of 0.0050 ug/L for PFOA. For samples collected after 6/30/2016, each target compound RL is 0.0020 ug/L. J = Analyte present, reported value may not be accurate or precise; UJ = Not detected, reporting limit may not be accurate or precise; B = Not detected substantially above the level reported in the laboratory or field blanks. Samples identified as BED1 were collected after the first carbon bed. Samples identified as BED2 were collected after the second carbon bed and represent the treated water. All other samples collected were prior to Chemours treatment. Samples identified with -D or -DUP are duplicate samples. Starting with the 3Q20 samples, the samples are analyzed by USEPA Method 537.1. Prior to 3Q20, the samples were analyzed by a modified method 537. QREP = Qualification Re-Evaluation Program.

**Table 2. Residential Granular Activated Carbon (GAC) Treatment System  
Results – Chemours Chambers Works, Deepwater, New Jersey**

Field Sample ID	Date	PFOA	PFOS	PFNA	Comments
PT	8/3/2021	0.075	0.0022	0.0090	Analyzed for 18 PFAS compounds for completeness. All results are on the Chemours Chambers Works website.
	3/9/2021	0.063	0.0020	0.0074	GAC installed 07/12/2021.
	5/13/2009	0.066			
<b>Location: 94</b>					
BED1	12/7/2022	<0.0020	<0.0020	<0.0020	
PT	9/1/2022	0.13	0.0068	0.0077	
BED1	9/1/2022	<0.0020	<0.0020	<0.0020	
BED1	5/17/2022	<0.0020	<0.0020	<0.0020	
BED1	2/22/2022	<0.0020	<0.0020	<0.0020	
BED1	11/29/2021	<0.0020	<0.0020	<0.0020	Carbon Changeout 12/15/2021 - 5yr.
PT	9/2/2021	0.10	0.0060 J	0.014	
BED1	9/2/2021	<0.0020	<0.0020	<0.0020	
BED1	5/18/2021	<0.0020	<0.0020 UJ	<0.0020	
BED1	2/25/2021	<0.0020	<0.0020	<0.0020	
BED1	10/20/2020	<0.0020	<0.0020	<0.0020	
PT	8/19/2020	0.096	0.0052	0.0096	
BED1	8/19/2020	<0.0020	<0.0020	<0.0020	
BED1	6/11/2020	<0.0020	<0.0020	<0.0020	

Concentrations in ug/L. Concentrations are rounded by the laboratory and reported to two significant figures. For samples collected prior to 10/1/2013, results for PFOA are reported under the following protocol: ND < LOD < NQ < LOQ where ND = Not Detected, NQ = Not Quantifiable, LOD = Limit of Detection, LOQ = Limit of Quantitation; the LOD/LOQ may have varied by instrument and quarter. For samples collected after 10/1/2013, samples are reported to a reporting limit (RL) of 0.0050 ug/L for PFOA. For samples collected after 6/30/2016, each target compound RL is 0.0020 ug/L. J = Analyte present, reported value may not be accurate or precise; UJ = Not detected, reporting limit may not be accurate or precise; B = Not detected substantially above the level reported in the laboratory or field blanks. Samples identified as BED1 were collected after the first carbon bed. Samples identified as BED2 were collected after the second carbon bed and represent the treated water. All other samples collected were prior to Chemours treatment. Samples identified with -D or -DUP are duplicate samples. Starting with the 3Q20 samples, the samples are analyzed by USEPA Method 537.1. Prior to 3Q20, the samples were analyzed by a modified method 537. QREP = Qualification Re-Evaluation Program.

**Table 2. Residential Granular Activated Carbon (GAC) Treatment System  
Results – Chemours Chambers Works, Deepwater, New Jersey**

Field Sample ID	Date	PFOA	PFOS	PFNA	Comments
BED1	2/11/2020	<0.0020	<0.0020	<0.0020	
BED1	11/1/2019	<0.0020	<0.0020	<0.0020	
PT	8/30/2019	0.094	0.0035	0.005	
BED1	8/30/2019	<0.0020	<0.0020	<0.0020	
BED1	5/30/2019	<0.0020	0.0066	<0.0020	
BED1	3/1/2019	<0.0020	<0.0020	<0.0020	Carbon Changeout 01/08/2019 - Fe.
BED1	11/29/2018	<0.0020	<0.0020	<0.0020	
PT	9/19/2018	0.088	0.0037	0.0034	
BED1	9/19/2018	<0.0020	<0.0020	<0.0020	
BED1	4/26/2018	<0.0020	<0.0020	<0.0020	Carbon Changeout 02/16/2018 - Fe.
BED1	2/16/2018	<0.0020	<0.0020	<0.0020	
BED1	11/27/2017	<0.0020	0.0098	<0.0020	
BED2	11/27/2017	<0.0020	<0.0020	<0.0020	
PT	8/25/2017	0.11	0.0025 B	<0.0020	
BED1	8/25/2017	<0.0020	<0.0020	<0.0020	
BED1	5/22/2017	<0.0020	<0.0020	<0.0020	
BED1	1/30/2017	<0.0020	<0.0020	<0.0020	
BED1-DUP	1/30/2017	<0.0020	<0.0020	<0.0020	

Concentrations in ug/L. Concentrations are rounded by the laboratory and reported to two significant figures. For samples collected prior to 10/1/2013, results for PFOA are reported under the following protocol: ND < LOD < NQ < LOQ where ND = Not Detected, NQ = Not Quantifiable, LOD = Limit of Detection, LOQ = Limit of Quantitation; the LOD/LOQ may have varied by instrument and quarter. For samples collected after 10/1/2013, samples are reported to a reporting limit (RL) of 0.0050 ug/L for PFOA. For samples collected after 6/30/2016, each target compound RL is 0.0020 ug/L. J = Analyte present, reported value may not be accurate or precise; UJ = Not detected, reporting limit may not be accurate or precise; B = Not detected substantially above the level reported in the laboratory or field blanks. Samples identified as BED1 were collected after the first carbon bed. Samples identified as BED2 were collected after the second carbon bed and represent the treated water. All other samples collected were prior to Chemours treatment. Samples identified with -D or -DUP are duplicate samples. Starting with the 3Q20 samples, the samples are analyzed by USEPA Method 537.1. Prior to 3Q20, the samples were analyzed by a modified method 537. QREP = Qualification Re-Evaluation Program.

**Table 2. Residential Granular Activated Carbon (GAC) Treatment System  
Results – Chemours Chambers Works, Deepwater, New Jersey**

Field Sample ID	Date	PFOA	PFOS	PFNA	Comments
	7/6/2016	0.063	0.0034	0.0025	GAC installed 10/19/2016.
	5/20/2009	0.059			
<b>Location: 95</b>					
BED1	11/21/2022	<0.0020	<0.0020	<0.0020	
PT	7/21/2022	0.10	0.0025	0.013	
BED1	7/21/2022	<0.0020	<0.0020	<0.0020	
BED1	5/10/2022	<0.0020	<0.0020	<0.0020	
BED1	2/10/2022	<0.0020	<0.0020	<0.0020	
BED1	11/22/2021	<0.0020	<0.0020	<0.0020	
PT	9/13/2021	0.050	0.0041	0.013	
BED1	9/13/2021	<0.0020	<0.0020	<0.0020	
BED1-DUP	9/13/2021	<0.0020	<0.0020	<0.0020	
BED1	4/16/2021	<0.0020	<0.0020	<0.0020	
BED1	1/11/2021	<0.0020	<0.0020	<0.0020	
BED1	11/5/2020	<0.0020	<0.0020	<0.0020	
PT	8/31/2020	0.078	0.0054	0.028	
BED1	8/31/2020	<0.0020	<0.0020	<0.0020	
BED1	6/19/2020	<0.0020	<0.0020	<0.0020	

Concentrations in ug/L. Concentrations are rounded by the laboratory and reported to two significant figures. For samples collected prior to 10/1/2013, results for PFOA are reported under the following protocol: ND < LOD < NQ < LOQ where ND = Not Detected, NQ = Not Quantifiable, LOD = Limit of Detection, LOQ = Limit of Quantitation; the LOD/LOQ may have varied by instrument and quarter. For samples collected after 10/1/2013, samples are reported to a reporting limit (RL) of 0.0050 ug/L for PFOA. For samples collected after 6/30/2016, each target compound RL is 0.0020 ug/L. J = Analyte present, reported value may not be accurate or precise; UJ = Not detected, reporting limit may not be accurate or precise; B = Not detected substantially above the level reported in the laboratory or field blanks. Samples identified as BED1 were collected after the first carbon bed. Samples identified as BED2 were collected after the second carbon bed and represent the treated water. All other samples collected were prior to Chemours treatment. Samples identified with -D or -DUP are duplicate samples. Starting with the 3Q20 samples, the samples are analyzed by USEPA Method 537.1. Prior to 3Q20, the samples were analyzed by a modified method 537. QREP = Qualification Re-Evaluation Program.

**Table 2. Residential Granular Activated Carbon (GAC) Treatment System  
Results – Chemours Chambers Works, Deepwater, New Jersey**

Field Sample ID	Date	PFOA	PFOS	PFNA	Comments
BED1	2/13/2020	<0.0020	<0.0020	<0.0020	Carbon Changeout 02/13/2020 - Fe.
BED1	10/29/2019	<0.0020	<0.0020	<0.0020	
PT	8/22/2019	0.082	0.0025	0.0099	
BED1	8/22/2019	<0.0020	<0.0020	<0.0020	
BED1	5/3/2019	<0.0020	<0.0020	<0.0020	
BED1	3/4/2019	<0.0020	<0.0020	<0.0020	
BED1	11/29/2018	<0.0020	<0.0020	<0.0020	
PT	9/19/2018	0.11	0.0036	0.022	
BED1	9/19/2018	<0.0020	<0.0020	<0.0020	
BED1	4/30/2018	<0.0020	<0.0020	<0.0020	
BED1	2/26/2018	<0.0020 UJ	<0.0020 UJ	<0.0020 UJ	
BED1	11/16/2017	<0.0020	<0.0020	<0.0020	
PT	8/17/2017	0.1	0.0033	0.013	
BED1	8/17/2017	<0.0020	<0.0020	<0.0020	
BED1-DUP	8/17/2017	<0.0020	<0.0020	<0.0020	
	8/8/2017	0.11	0.0033	0.011 J	
	6/8/2017	<0.0020	<0.0020	<0.0020	Results for this sample may be results for a different location due to mislabeling.
BED1	5/3/2017	<0.0020 UJ	<0.0020	<0.0020 UJ	

Concentrations in ug/L. Concentrations are rounded by the laboratory and reported to two significant figures. For samples collected prior to 10/1/2013, results for PFOA are reported under the following protocol: ND < LOD < NQ < LOQ where ND = Not Detected, NQ = Not Quantifiable, LOD = Limit of Detection, LOQ = Limit of Quantitation; the LOD/LOQ may have varied by instrument and quarter. For samples collected after 10/1/2013, samples are reported to a reporting limit (RL) of 0.0050 ug/L for PFOA. For samples collected after 6/30/2016, each target compound RL is 0.0020 ug/L. J = Analyte present, reported value may not be accurate or precise; UJ = Not detected, reporting limit may not be accurate or precise; B = Not detected substantially above the level reported in the laboratory or field blanks. Samples identified as BED1 were collected after the first carbon bed. Samples identified as BED2 were collected after the second carbon bed and represent the treated water. All other samples collected were prior to Chemours treatment. Samples identified with -D or -DUP are duplicate samples. Starting with the 3Q20 samples, the samples are analyzed by USEPA Method 537.1. Prior to 3Q20, the samples were analyzed by a modified method 537. QREP = Qualification Re-Evaluation Program.



**Table 2. Residential Granular Activated Carbon (GAC) Treatment System  
Results – Chemours Chambers Works, Deepwater, New Jersey**

Field Sample ID	Date	PFOA	PFOS	PFNA	Comments
BED2	5/3/2017	<0.0020	0.0026	<0.0020 UJ	
BED2-DUP	5/3/2017	<0.0020	<0.0020	<0.0020 UJ	
BED1	3/2/2017	0.0027	<0.0020	<0.0020	Results do not meet operational trend of BED1>BED2.
BED2	3/2/2017	0.1	0.0023	0.011	Results do not meet operational trend of BED1>BED2.
	6/30/2016	0.038	0.0021	0.0063	Sample from this well location may be mislabeled. GAC installed 10/05/2016.
	5/21/2009	0.083			
<b>Location: 96</b>					
BED1	11/21/2022	<0.0020	<0.0020	<0.0020	
PT	7/21/2022	0.15	0.0037	0.029	
BED1	7/21/2022	<0.0020	<0.0020	<0.0020	
BED1	5/10/2022	<0.0020	<0.0020	<0.0020	
BED1	2/10/2022	<0.0020 UJ	<0.0020 UJ	<0.0020 UJ	
BED1	11/22/2021	<0.0020	<0.0020	<0.0020	
PT	9/13/2021	0.077	0.0051	0.030	
BED1	9/13/2021	<0.0020	<0.0020	<0.0020	
BED1	4/16/2021	<0.0020	<0.0020	<0.0020	
BED1	1/11/2021	<0.0020	<0.0020	<0.0020	
BED1	11/5/2020	<0.0020	<0.0020	<0.0020	

Concentrations in ug/L. Concentrations are rounded by the laboratory and reported to two significant figures. For samples collected prior to 10/1/2013, results for PFOA are reported under the following protocol: ND < LOD < NQ < LOQ where ND = Not Detected, NQ = Not Quantifiable, LOD = Limit of Detection, LOQ = Limit of Quantitation; the LOD/LOQ may have varied by instrument and quarter. For samples collected after 10/1/2013, samples are reported to a reporting limit (RL) of 0.0050 ug/L for PFOA. For samples collected after 6/30/2016, each target compound RL is 0.0020 ug/L. J = Analyte present, reported value may not be accurate or precise; UJ = Not detected, reporting limit may not be accurate or precise; B = Not detected substantially above the level reported in the laboratory or field blanks. Samples identified as BED1 were collected after the first carbon bed. Samples identified as BED2 were collected after the second carbon bed and represent the treated water. All other samples collected were prior to Chemours treatment. Samples identified with -D or -DUP are duplicate samples. Starting with the 3Q20 samples, the samples are analyzed by USEPA Method 537.1. Prior to 3Q20, the samples were analyzed by a modified method 537. QREP = Qualification Re-Evaluation Program.

**Table 2. Residential Granular Activated Carbon (GAC) Treatment System  
Results – Chemours Chambers Works, Deepwater, New Jersey**

Field Sample ID	Date	PFOA	PFOS	PFNA	Comments
PT	8/31/2020	0.10	0.0037	0.022	
BED1	8/31/2020	<0.0020	<0.0020	<0.0020	
BED1	6/19/2020	<0.0020	<0.0020	<0.0020	
BED1	2/13/2020	<0.0020	<0.0020	<0.0020	Carbon Changeout 02/13/2020 - Fe.
BED1	10/29/2019	0.0029	<0.0020	<0.0020	
PT	8/22/2019	0.083	0.0030	0.014	
BED1	8/22/2019	0.0024	<0.0020	<0.0020	
BED1	5/3/2019	0.0031	<0.0020	<0.0020	
BED1	3/4/2019	0.0023	<0.0020	<0.0020	
BED1	11/29/2018	0.0046	<0.0020	<0.0020	
PT	9/19/2018	0.14	0.0042	0.023	
BED1	9/19/2018	0.013	<0.0020	<0.0020	
BED1	4/16/2018	0.0036	<0.0020	<0.0020	
BED1	2/26/2018	0.01	<0.0020	<0.0020	Results do not meet operational trend of BED1>BED2.
BED2	2/26/2018	0.12	0.0049	0.017	Results do not meet operational trend of BED1>BED2.
BED1	11/16/2017	0.005	<0.0020	<0.0020	Results do not meet operational trend of BED1>BED2.
BED2	11/16/2017	0.16	0.0059	0.02	Results do not meet operational trend of BED1>BED2.
PT	8/17/2017	0.17	0.0058	0.031	

Concentrations in ug/L. Concentrations are rounded by the laboratory and reported to two significant figures. For samples collected prior to 10/1/2013, results for PFOA are reported under the following protocol: ND < LOD < NQ < LOQ where ND = Not Detected, NQ = Not Quantifiable, LOD = Limit of Detection, LOQ = Limit of Quantitation; the LOD/LOQ may have varied by instrument and quarter. For samples collected after 10/1/2013, samples are reported to a reporting limit (RL) of 0.0050 ug/L for PFOA. For samples collected after 6/30/2016, each target compound RL is 0.0020 ug/L. J = Analyte present, reported value may not be accurate or precise; UJ = Not detected, reporting limit may not be accurate or precise; B = Not detected substantially above the level reported in the laboratory or field blanks. Samples identified as BED1 were collected after the first carbon bed. Samples identified as BED2 were collected after the second carbon bed and represent the treated water. All other samples collected were prior to Chemours treatment. Samples identified with -D or -DUP are duplicate samples. Starting with the 3Q20 samples, the samples are analyzed by USEPA Method 537.1. Prior to 3Q20, the samples were analyzed by a modified method 537. QREP = Qualification Re-Evaluation Program.

**Table 2. Residential Granular Activated Carbon (GAC) Treatment System  
Results – Chemours Chambers Works, Deepwater, New Jersey**

Field Sample ID	Date	PFOA	PFOS	PFNA	Comments
BED1	8/17/2017	<0.0020	<0.0020	<0.0020	
BED1	6/8/2017	<0.0020	<0.0020	<0.0020	
BED1	3/2/2017	<0.0020	<0.0020	<0.0020	
-DUP	10/3/2016	0.16	0.0039	0.026	GAC installed 11/08/2016.
	10/3/2016	0.16	0.0042	0.031	GAC installed 11/08/2016.
	5/21/2009	0.15			
<b>Location: 97</b>					
BED1	11/21/2022	<0.0020	<0.0020	<0.0020	
PT	7/21/2022	0.061	<0.0020	0.0079	
BED1	7/21/2022	<0.0020	<0.0020	<0.0020	
BED1	5/10/2022	<0.0020	<0.0020	<0.0020	
BED1	2/10/2022	<0.0020	<0.0020	<0.0020	
BED1	11/22/2021	<0.0020	<0.0020	<0.0020	
PT	9/13/2021	0.062	0.0022	0.0090	
BED1	9/13/2021	<0.0020	<0.0020	<0.0020	
BED1	4/16/2021	<0.0020	<0.0020	<0.0020	
BED1	1/11/2021	<0.0020	<0.0020	<0.0020	
BED1	11/5/2020	<0.0020	<0.0020	<0.0020	

Concentrations in ug/L. Concentrations are rounded by the laboratory and reported to two significant figures. For samples collected prior to 10/1/2013, results for PFOA are reported under the following protocol: ND < LOD < NQ < LOQ where ND = Not Detected, NQ = Not Quantifiable, LOD = Limit of Detection, LOQ = Limit of Quantitation; the LOD/LOQ may have varied by instrument and quarter. For samples collected after 10/1/2013, samples are reported to a reporting limit (RL) of 0.0050 ug/L for PFOA. For samples collected after 6/30/2016, each target compound RL is 0.0020 ug/L. J = Analyte present, reported value may not be accurate or precise; UJ = Not detected, reporting limit may not be accurate or precise; B = Not detected substantially above the level reported in the laboratory or field blanks. Samples identified as BED1 were collected after the first carbon bed. Samples identified as BED2 were collected after the second carbon bed and represent the treated water. All other samples collected were prior to Chemours treatment. Samples identified with -D or -DUP are duplicate samples. Starting with the 3Q20 samples, the samples are analyzed by USEPA Method 537.1. Prior to 3Q20, the samples were analyzed by a modified method 537. QREP = Qualification Re-Evaluation Program.

**Table 2. Residential Granular Activated Carbon (GAC) Treatment System  
Results – Chemours Chambers Works, Deepwater, New Jersey**

Field Sample ID	Date	PFOA	PFOS	PFNA	Comments
PT	8/31/2020	0.064	0.0020	0.0081	
BED1	8/31/2020	<0.0020	<0.0020	<0.0020	
BED1	6/19/2020	<0.0020	<0.0020	<0.0020	
BED1	2/13/2020	<0.0020	<0.0020	<0.0020	
BED1	10/29/2019	<0.0020	<0.0020	<0.0020	
PT	8/22/2019	0.076	0.0023	0.011	
BED1	8/22/2019	<0.0020	<0.0020	<0.0020	
BED1	5/3/2019	<0.0020	<0.0020	<0.0020	
BED1	3/4/2019	<0.0020	<0.0020	<0.0020	
BED1	11/29/2018	<0.0020	<0.0020	<0.0020	
PT	9/19/2018	0.073	0.0023	0.012	
BED1	9/19/2018	<0.0020	<0.0020	<0.0020	
	6/8/2017	0.11 J	0.0027	0.015 J	GAC installed 04/18/2018.
	6/30/2016	0.083	0.0032	0.012	Sample from this well location may be mislabeled.
	5/21/2009	0.057			
<b>Location: 99</b>					
BED1	10/20/2022	<0.0020	<0.0020	<0.0020	
PT	7/18/2022	0.046	0.020	0.032	

Concentrations in ug/L. Concentrations are rounded by the laboratory and reported to two significant figures. For samples collected prior to 10/1/2013, results for PFOA are reported under the following protocol: ND < LOD < NQ < LOQ where ND = Not Detected, NQ = Not Quantifiable, LOD = Limit of Detection, LOQ = Limit of Quantitation; the LOD/LOQ may have varied by instrument and quarter. For samples collected after 10/1/2013, samples are reported to a reporting limit (RL) of 0.0050 ug/L for PFOA. For samples collected after 6/30/2016, each target compound RL is 0.0020 ug/L. J = Analyte present, reported value may not be accurate or precise; UJ = Not detected, reporting limit may not be accurate or precise; B = Not detected substantially above the level reported in the laboratory or field blanks. Samples identified as BED1 were collected after the first carbon bed. Samples identified as BED2 were collected after the second carbon bed and represent the treated water. All other samples collected were prior to Chemours treatment. Samples identified with -D or -DUP are duplicate samples. Starting with the 3Q20 samples, the samples are analyzed by USEPA Method 537.1. Prior to 3Q20, the samples were analyzed by a modified method 537. QREP = Qualification Re-Evaluation Program.

**Table 2. Residential Granular Activated Carbon (GAC) Treatment System  
Results – Chemours Chambers Works, Deepwater, New Jersey**

Field Sample ID	Date	PFOA	PFOS	PFNA	Comments
BED1	7/18/2022	<0.0020	<0.0020	<0.0020	
BED1	4/14/2022	<0.0020	<0.0020	<0.0020	Carbon Changeout 02/24/2022 - 5yr.
BED1	1/20/2022	<0.0020	<0.0020	<0.0020	
BED1	10/18/2021	<0.0020	<0.0020	<0.0020	
PT	7/22/2021	0.043	0.019	0.028	
BED1	7/22/2021	<0.0020	<0.0020	<0.0020	
BED1	4/29/2021	<0.0020	<0.0020	<0.0020	
BED1	2/4/2021	<0.0020	<0.0020	<0.0020	
BED1	10/29/2020	<0.0020	<0.0020	<0.0020	
PT	8/31/2020	0.033	0.0081	0.021	
BED1	8/31/2020	<0.0020	<0.0020	<0.0020	
BED1	6/16/2020	<0.0020	<0.0020	<0.0020	
BED1	2/10/2020	<0.0020	<0.0020	<0.0020	
BED1	10/30/2019	<0.0020	<0.0020	<0.0020	
PT	8/27/2019	0.065	0.021	0.033	
BED1	8/27/2019	<0.0020	<0.0020	<0.0020	
BED1	5/15/2019	<0.0020	<0.0020	<0.0020	
BED1	3/15/2019	<0.0020	<0.0020	<0.0020	

Concentrations in ug/L. Concentrations are rounded by the laboratory and reported to two significant figures. For samples collected prior to 10/1/2013, results for PFOA are reported under the following protocol: ND < LOD < NQ < LOQ where ND = Not Detected, NQ = Not Quantifiable, LOD = Limit of Detection, LOQ = Limit of Quantitation; the LOD/LOQ may have varied by instrument and quarter. For samples collected after 10/1/2013, samples are reported to a reporting limit (RL) of 0.0050 ug/L for PFOA. For samples collected after 6/30/2016, each target compound RL is 0.0020 ug/L. J = Analyte present, reported value may not be accurate or precise; UJ = Not detected, reporting limit may not be accurate or precise; B = Not detected substantially above the level reported in the laboratory or field blanks. Samples identified as BED1 were collected after the first carbon bed. Samples identified as BED2 were collected after the second carbon bed and represent the treated water. All other samples collected were prior to Chemours treatment. Samples identified with -D or -DUP are duplicate samples. Starting with the 3Q20 samples, the samples are analyzed by USEPA Method 537.1. Prior to 3Q20, the samples were analyzed by a modified method 537. QREP = Qualification Re-Evaluation Program.

**Table 2. Residential Granular Activated Carbon (GAC) Treatment System  
Results – Chemours Chambers Works, Deepwater, New Jersey**

Field Sample ID	Date	PFOA	PFOS	PFNA	Comments
BED1	12/10/2018	<0.0020	<0.0020	<0.0020	
PT	9/5/2018	0.059	0.011	0.030	
BED1	9/5/2018	<0.0020	<0.0020	<0.0020	
BED1	6/5/2018	<0.0020	<0.0020	<0.0020	
BED1	3/6/2018	<0.0020	<0.0020	<0.0020	
BED1-DUP	3/6/2018	<0.0020	<0.0020	<0.0020	
BED1	10/31/2017	<0.0020	<0.0020	<0.0020	
PT	9/7/2017	0.094	0.003	0.0049	Results do not meet operational trend of PT>BED1>BED2.
BED1	9/7/2017	<0.0020	<0.0020	0.0034	Results do not meet operational trend of PT>BED1>BED2.
BED2	9/7/2017	0.073	0.022	0.035	Results do not meet operational trend of PT>BED1>BED2.
BED1	6/14/2017	<0.0020	<0.0020	<0.0020	
BED1	3/17/2017	<0.0020	<0.0020	<0.0020	
	7/14/2016	0.097	0.021	0.036	GAC installed 11/07/2016.
	5/21/2009	0.18			
<b>Location: 100</b>					
BED1	11/21/2022	<0.0020	<0.0020	<0.0020	
PT	7/21/2022	0.063	0.0021	0.013	
BED1	7/21/2022	<0.0020	<0.0020	<0.0020	

Concentrations in ug/L. Concentrations are rounded by the laboratory and reported to two significant figures. For samples collected prior to 10/1/2013, results for PFOA are reported under the following protocol: ND < LOD < NQ < LOQ where ND = Not Detected, NQ = Not Quantifiable, LOD = Limit of Detection, LOQ = Limit of Quantitation; the LOD/LOQ may have varied by instrument and quarter. For samples collected after 10/1/2013, samples are reported to a reporting limit (RL) of 0.0050 ug/L for PFOA. For samples collected after 6/30/2016, each target compound RL is 0.0020 ug/L. J = Analyte present, reported value may not be accurate or precise; UJ = Not detected, reporting limit may not be accurate or precise; B = Not detected substantially above the level reported in the laboratory or field blanks. Samples identified as BED1 were collected after the first carbon bed. Samples identified as BED2 were collected after the second carbon bed and represent the treated water. All other samples collected were prior to Chemours treatment. Samples identified with -D or -DUP are duplicate samples. Starting with the 3Q20 samples, the samples are analyzed by USEPA Method 537.1. Prior to 3Q20, the samples were analyzed by a modified method 537. QREP = Qualification Re-Evaluation Program.

**Table 2. Residential Granular Activated Carbon (GAC) Treatment System  
Results – Chemours Chambers Works, Deepwater, New Jersey**

Field Sample ID	Date	PFOA	PFOS	PFNA	Comments
BED1	5/10/2022	<0.0020	<0.0020	<0.0020	Carbon Changeout 03/03/2022 - 5yr.
BED1	2/10/2022	<0.0020	<0.0020	<0.0020	
BED1	11/22/2021	<0.0020	<0.0020	<0.0020	
PT	9/13/2021	0.097	0.0028	0.011	
BED1	9/13/2021	<0.0020	<0.0020	<0.0020	
BED1	4/16/2021	<0.0020	<0.0020	<0.0020	
BED1	1/11/2021	<0.0020	<0.0020	<0.0020	
BED1	11/5/2020	<0.0020	<0.0020	<0.0020	
PT	8/31/2020	0.073	0.0027	0.0089	
BED1	8/31/2020	<0.0020	<0.0020	<0.0020	
BED1	6/19/2020	<0.0020	<0.0020	<0.0020	
BED1	2/13/2020	<0.0020	<0.0020	<0.0020	
BED1	10/29/2019	<0.0020	<0.0020	<0.0020	
PT	8/22/2019	0.079	0.0027	0.0083	
BED1	8/22/2019	<0.0020	<0.0020	<0.0020	
BED1	5/3/2019	<0.0020	<0.0020	<0.0020	
BED1	3/4/2019	<0.0020	<0.0020	<0.0020	
BED1	11/29/2018	<0.0020	<0.0020	<0.0020	

Concentrations in ug/L. Concentrations are rounded by the laboratory and reported to two significant figures. For samples collected prior to 10/1/2013, results for PFOA are reported under the following protocol: ND < LOD < NQ < LOQ where ND = Not Detected, NQ = Not Quantifiable, LOD = Limit of Detection, LOQ = Limit of Quantitation; the LOD/LOQ may have varied by instrument and quarter. For samples collected after 10/1/2013, samples are reported to a reporting limit (RL) of 0.0050 ug/L for PFOA. For samples collected after 6/30/2016, each target compound RL is 0.0020 ug/L. J = Analyte present, reported value may not be accurate or precise; UJ = Not detected, reporting limit may not be accurate or precise; B = Not detected substantially above the level reported in the laboratory or field blanks. Samples identified as BED1 were collected after the first carbon bed. Samples identified as BED2 were collected after the second carbon bed and represent the treated water. All other samples collected were prior to Chemours treatment. Samples identified with -D or -DUP are duplicate samples. Starting with the 3Q20 samples, the samples are analyzed by USEPA Method 537.1. Prior to 3Q20, the samples were analyzed by a modified method 537. QREP = Qualification Re-Evaluation Program.

**Table 2. Residential Granular Activated Carbon (GAC) Treatment System  
Results – Chemours Chambers Works, Deepwater, New Jersey**

Field Sample ID	Date	PFOA	PFOS	PFNA	Comments
PT	9/19/2018	0.10	0.0029	0.011	
BED1	9/19/2018	<0.0020	<0.0020	<0.0020	
BED1	4/30/2018	<0.0020	<0.0020	<0.0020	
BED1	2/26/2018	<0.0020	<0.0020	<0.0020	
BED1	11/16/2017	<0.0020	<0.0020	<0.0020	
PT	8/17/2017	0.098	0.0035	0.011	
BED1	8/17/2017	<0.0020	<0.0020	<0.0020	
BED1	6/20/2017	<0.0020	<0.0020	<0.0020	
BED1	3/2/2017	<0.0020	<0.0020	<0.0020	
	11/15/2016	0.14 J	0.0037 J	0.0085 J	GAC installed 12/09/2016.
	5/21/2009	0.065			
<b>Location: 102</b>					
BED1	10/12/2022	<0.0020	<0.0020	<0.0020	
PT	8/3/2022	0.035	0.0057	0.011	
BED1	8/3/2022	0.052	<0.0020	0.0086	
BED2	8/3/2022	<0.0020	<0.0020	<0.0020	
BED1	4/25/2022	<0.0020	<0.0020	<0.0020	
BED1	2/1/2022	<0.0020	<0.0020	<0.0020	

Concentrations in ug/L. Concentrations are rounded by the laboratory and reported to two significant figures. For samples collected prior to 10/1/2013, results for PFOA are reported under the following protocol: ND < LOD < NQ < LOQ where ND = Not Detected, NQ = Not Quantifiable, LOD = Limit of Detection, LOQ = Limit of Quantitation; the LOD/LOQ may have varied by instrument and quarter. For samples collected after 10/1/2013, samples are reported to a reporting limit (RL) of 0.0050 ug/L for PFOA. For samples collected after 6/30/2016, each target compound RL is 0.0020 ug/L. J = Analyte present, reported value may not be accurate or precise; UJ = Not detected, reporting limit may not be accurate or precise; B = Not detected substantially above the level reported in the laboratory or field blanks. Samples identified as BED1 were collected after the first carbon bed. Samples identified as BED2 were collected after the second carbon bed and represent the treated water. All other samples collected were prior to Chemours treatment. Samples identified with -D or -DUP are duplicate samples. Starting with the 3Q20 samples, the samples are analyzed by USEPA Method 537.1. Prior to 3Q20, the samples were analyzed by a modified method 537. QREP = Qualification Re-Evaluation Program.



**Table 2. Residential Granular Activated Carbon (GAC) Treatment System  
Results – Chemours Chambers Works, Deepwater, New Jersey**

Field Sample ID	Date	PFOA	PFOS	PFNA	Comments
BED1	11/2/2021	<0.0020	<0.0020	<0.0020	Carbon Changeout 12/21/2021 - 5yr.
PT	8/23/2021	0.062	0.0026	0.0099	
BED1	8/23/2021	<0.0020	<0.0020	<0.0020	
BED1-DUP	8/23/2021	<0.0020	<0.0020	<0.0020	
BED1	6/4/2021	<0.0020	<0.0020	<0.0020	
BED1	2/9/2021	<0.0020	<0.0020	<0.0020	
BED1	11/10/2020	<0.0020	<0.0020	<0.0020	
PT	9/10/2020	0.050	0.0020	0.0089	
BED1	9/10/2020	<0.0020	<0.0020	<0.0020	
BED1	6/18/2020	<0.0020	<0.0020	<0.0020	
BED1	3/5/2020	<0.0020	<0.0020	<0.0020	
BED1	11/21/2019	<0.0020	<0.0020	<0.0020	
PT	9/23/2019	0.071	0.0059	0.018	
BED1	9/23/2019	<0.0020	<0.0020	<0.0020	
BED1	4/25/2019	<0.0020	<0.0020	<0.0020	
BED1	2/19/2019	<0.0020	<0.0020	<0.0020	
BED1-DUP	2/19/2019	<0.0020	<0.0020	<0.0020	
BED1	11/27/2018	<0.0020	<0.0020	<0.0020	Carbon Changeout 10/24/2018 - Fe.

Concentrations in ug/L. Concentrations are rounded by the laboratory and reported to two significant figures. For samples collected prior to 10/1/2013, results for PFOA are reported under the following protocol: ND < LOD < NQ < LOQ where ND = Not Detected, NQ = Not Quantifiable, LOD = Limit of Detection, LOQ = Limit of Quantitation; the LOD/LOQ may have varied by instrument and quarter. For samples collected after 10/1/2013, samples are reported to a reporting limit (RL) of 0.0050 ug/L for PFOA. For samples collected after 6/30/2016, each target compound RL is 0.0020 ug/L. J = Analyte present, reported value may not be accurate or precise; UJ = Not detected, reporting limit may not be accurate or precise; B = Not detected substantially above the level reported in the laboratory or field blanks. Samples identified as BED1 were collected after the first carbon bed. Samples identified as BED2 were collected after the second carbon bed and represent the treated water. All other samples collected were prior to Chemours treatment. Samples identified with -D or -DUP are duplicate samples. Starting with the 3Q20 samples, the samples are analyzed by USEPA Method 537.1. Prior to 3Q20, the samples were analyzed by a modified method 537. QREP = Qualification Re-Evaluation Program.

**Table 2. Residential Granular Activated Carbon (GAC) Treatment System  
Results – Chemours Chambers Works, Deepwater, New Jersey**

Field Sample ID	Date	PFOA	PFOS	PFNA	Comments
BED1-DUP	11/27/2018	<0.0020	<0.0020	<0.0020	Carbon Changeout 10/24/2018 - Fe.
PT	8/21/2018	0.063	0.0024	0.0091	
BED1	8/21/2018	<0.0020	<0.0020	<0.0020	
BED1-DUP	8/21/2018	<0.0020	<0.0020	<0.0020	
BED1	6/4/2018	<0.0020	<0.0020	<0.0020	
BED1	2/15/2018	<0.0020	<0.0020	<0.0020	
BED1	11/16/2017	<0.0020	<0.0020	<0.0020	Carbon Changeout 08/30/2017 - Fe.
PT	8/17/2017	0.062	0.003	0.012	
BED1	8/17/2017	<0.0020	<0.0020	<0.0020	
BED1	6/8/2017	0.0034	<0.0020	<0.0020	
BED2	6/8/2017	<0.0020	<0.0020	<0.0020	
BED1	3/3/2017	<0.0020	<0.0020	<0.0020	
	7/13/2016	0.064 J	0.0025	0.01	GAC installed 11/02/2016.
-DUP	7/13/2016	0.061 J	0.0027	0.01	GAC installed 11/02/2016.
	5/27/2009	0.066			
<b>Location: 104</b>					
BED1	12/1/2022	<0.0020	<0.0020	<0.0020	
PT	8/31/2022	0.049	0.0095	0.065	

Concentrations in ug/L. Concentrations are rounded by the laboratory and reported to two significant figures. For samples collected prior to 10/1/2013, results for PFOA are reported under the following protocol: ND < LOD < NQ < LOQ where ND = Not Detected, NQ = Not Quantifiable, LOD = Limit of Detection, LOQ = Limit of Quantitation; the LOD/LOQ may have varied by instrument and quarter. For samples collected after 10/1/2013, samples are reported to a reporting limit (RL) of 0.0050 ug/L for PFOA. For samples collected after 6/30/2016, each target compound RL is 0.0020 ug/L. J = Analyte present, reported value may not be accurate or precise; UJ = Not detected, reporting limit may not be accurate or precise; B = Not detected substantially above the level reported in the laboratory or field blanks. Samples identified as BED1 were collected after the first carbon bed. Samples identified as BED2 were collected after the second carbon bed and represent the treated water. All other samples collected were prior to Chemours treatment. Samples identified with -D or -DUP are duplicate samples. Starting with the 3Q20 samples, the samples are analyzed by USEPA Method 537.1. Prior to 3Q20, the samples were analyzed by a modified method 537. QREP = Qualification Re-Evaluation Program.

**Table 2. Residential Granular Activated Carbon (GAC) Treatment System  
Results – Chemours Chambers Works, Deepwater, New Jersey**

Field Sample ID	Date	PFOA	PFOS	PFNA	Comments
BED1	8/31/2022	<0.0020	<0.0020	<0.0020	
BED1	5/31/2022	0.0021	<0.0020	<0.0020	
BED2	5/31/2022	<0.0020	<0.0020	<0.0020	
BED1	3/8/2022	<0.0020	<0.0020	<0.0020	
BED1	11/11/2021	<0.0020	<0.0020	<0.0020	
PT	8/25/2021	0.055	0.012	0.074	
BED1	8/25/2021	<0.0020	<0.0020	<0.0020	
BED1	6/3/2021	<0.0020	<0.0020	<0.0020	
BED1	3/8/2021	<0.0020	<0.0020	<0.0020	
BED1	12/3/2020	<0.0020	<0.0020	<0.0020	
PT	9/2/2020	0.048	0.0092	0.060	
BED1	9/2/2020	<0.0020	<0.0020	<0.0020	
BED1	6/18/2020	<0.0020	<0.0020	<0.0020	
BED1	12/16/2019	<0.0020	<0.0020	<0.0020	
PT	9/13/2019	0.064	0.010	0.095	
BED1	9/13/2019	<0.0020	<0.0020	<0.0020	
BED1	5/16/2019	<0.0020	<0.0020	<0.0020	
BED1	3/28/2019	<0.0020	<0.0020	<0.0020	Carbon Changeout 03/14/2019 - Fe.

Concentrations in ug/L. Concentrations are rounded by the laboratory and reported to two significant figures. For samples collected prior to 10/1/2013, results for PFOA are reported under the following protocol: ND < LOD < NQ < LOQ where ND = Not Detected, NQ = Not Quantifiable, LOD = Limit of Detection, LOQ = Limit of Quantitation; the LOD/LOQ may have varied by instrument and quarter. For samples collected after 10/1/2013, samples are reported to a reporting limit (RL) of 0.0050 ug/L for PFOA. For samples collected after 6/30/2016, each target compound RL is 0.0020 ug/L. J = Analyte present, reported value may not be accurate or precise; UJ = Not detected, reporting limit may not be accurate or precise; B = Not detected substantially above the level reported in the laboratory or field blanks. Samples identified as BED1 were collected after the first carbon bed. Samples identified as BED2 were collected after the second carbon bed and represent the treated water. All other samples collected were prior to Chemours treatment. Samples identified with -D or -DUP are duplicate samples. Starting with the 3Q20 samples, the samples are analyzed by USEPA Method 537.1. Prior to 3Q20, the samples were analyzed by a modified method 537. QREP = Qualification Re-Evaluation Program.

**Table 2. Residential Granular Activated Carbon (GAC) Treatment System  
Results – Chemours Chambers Works, Deepwater, New Jersey**

Field Sample ID	Date	PFOA	PFOS	PFNA	Comments
BED1	12/10/2018	<0.0020	<0.0020	<0.0020	
PT	8/15/2018	0.062	0.011	0.092	
BED1	8/15/2018	<0.0020	<0.0020	<0.0020	
BED1	5/14/2018	<0.0020	<0.0020	<0.0020	
BED1	3/9/2018	<0.0020	<0.0020	<0.0020	
BED1	12/19/2017	<0.0020	<0.0020	<0.0020	
PT	9/8/2017	0.079	0.011	0.11	
BED1	9/8/2017	<0.0020	<0.0020	<0.0020	
BED1	6/21/2017	<0.0020	<0.0020	<0.0020	
BED1	3/28/2017	0.003	<0.0020	<0.0020	
BED2	3/28/2017	<0.0020	<0.0020	<0.0020	
	7/14/2016	0.11	0.01	0.14	GAC installed 11/15/2016.
	6/24/2009	0.38			
<b>Location: 108</b>					
BED1	11/10/2022	<0.0020	<0.0020	<0.0020	
PT	9/6/2022	0.039	<0.0020	<0.0020	
BED1	9/6/2022	<0.0020	<0.0020	<0.0020	
BED1	5/31/2022	<0.0020	<0.0020	<0.0020	

Concentrations in ug/L. Concentrations are rounded by the laboratory and reported to two significant figures. For samples collected prior to 10/1/2013, results for PFOA are reported under the following protocol: ND < LOD < NQ < LOQ where ND = Not Detected, NQ = Not Quantifiable, LOD = Limit of Detection, LOQ = Limit of Quantitation; the LOD/LOQ may have varied by instrument and quarter. For samples collected after 10/1/2013, samples are reported to a reporting limit (RL) of 0.0050 ug/L for PFOA. For samples collected after 6/30/2016, each target compound RL is 0.0020 ug/L. J = Analyte present, reported value may not be accurate or precise; UJ = Not detected, reporting limit may not be accurate or precise; B = Not detected substantially above the level reported in the laboratory or field blanks. Samples identified as BED1 were collected after the first carbon bed. Samples identified as BED2 were collected after the second carbon bed and represent the treated water. All other samples collected were prior to Chemours treatment. Samples identified with -D or -DUP are duplicate samples. Starting with the 3Q20 samples, the samples are analyzed by USEPA Method 537.1. Prior to 3Q20, the samples were analyzed by a modified method 537. QREP = Qualification Re-Evaluation Program.

**Table 2. Residential Granular Activated Carbon (GAC) Treatment System  
Results – Chemours Chambers Works, Deepwater, New Jersey**

Field Sample ID	Date	PFOA	PFOS	PFNA	Comments
BED1	3/7/2022	<0.0020	<0.0020	<0.0020	
BED1	11/16/2021	<0.0020	<0.0020	<0.0020	
BED1-DUP	11/16/2021	<0.0020	<0.0020	<0.0020	
PT	9/8/2021	0.043	<0.0020	<0.0020	
BED1	9/8/2021	<0.0020	<0.0020	<0.0020	
BED1	5/17/2021	<0.0020	<0.0020	<0.0020	
BED1	2/24/2021	<0.0020	<0.0020	<0.0020	
BED1	11/11/2020	<0.0020	<0.0020	<0.0020	
PT	9/15/2020	0.042	<0.0020	<0.0020	
BED1	9/15/2020	<0.0020	<0.0020	<0.0020	
BED1	6/26/2020	<0.0020	<0.0020	<0.0020	
PRE	10/31/2019	0.041	<0.0020	<0.0020	GAC installed 01/06/2020.
POST	10/31/2019	0.040	<0.0020	<0.0020	GAC installed 01/06/2020.
PRE-DUP	10/31/2019	0.041	<0.0020	<0.0020	GAC installed 01/06/2020.
	8/31/2016	0.029	<0.0020	<0.0020	
	9/23/2009	NQ			
<b>Location: 113</b>					
BED1	11/29/2022	<0.0020	<0.0020	<0.0020	

Concentrations in ug/L. Concentrations are rounded by the laboratory and reported to two significant figures. For samples collected prior to 10/1/2013, results for PFOA are reported under the following protocol: ND < LOD < NQ < LOQ where ND = Not Detected, NQ = Not Quantifiable, LOD = Limit of Detection, LOQ = Limit of Quantitation; the LOD/LOQ may have varied by instrument and quarter. For samples collected after 10/1/2013, samples are reported to a reporting limit (RL) of 0.0050 ug/L for PFOA. For samples collected after 6/30/2016, each target compound RL is 0.0020 ug/L. J = Analyte present, reported value may not be accurate or precise; UJ = Not detected, reporting limit may not be accurate or precise; B = Not detected substantially above the level reported in the laboratory or field blanks. Samples identified as BED1 were collected after the first carbon bed. Samples identified as BED2 were collected after the second carbon bed and represent the treated water. All other samples collected were prior to Chemours treatment. Samples identified with -D or -DUP are duplicate samples. Starting with the 3Q20 samples, the samples are analyzed by USEPA Method 537.1. Prior to 3Q20, the samples were analyzed by a modified method 537. QREP = Qualification Re-Evaluation Program.

**Table 2. Residential Granular Activated Carbon (GAC) Treatment System  
Results – Chemours Chambers Works, Deepwater, New Jersey**

Field Sample ID	Date	PFOA	PFOS	PFNA	Comments
PT	9/20/2022	0.15	<0.0020	<0.0020	
BED1	9/20/2022	<0.0020	<0.0020	<0.0020	
BED1	6/8/2022	<0.0020	<0.0020	<0.0020	
BED1	3/2/2022	<0.0020	<0.0020	<0.0020	
BED1	11/11/2021	<0.0020	<0.0020	<0.0020	Carbon Changeout 12/07/2021 - 5yr.
PT	8/26/2021	0.17	<0.0020	<0.0020	
BED1	8/26/2021	<0.0020	<0.0020	<0.0020	
BED1	4/29/2021	<0.0020	<0.0020	<0.0020	
BED1	2/5/2021	<0.0020	<0.0020	<0.0020	
BED1	11/2/2020	<0.0020	<0.0020	<0.0020	
BED1-DUP	11/2/2020	<0.0020	<0.0020	<0.0020	
PT	9/2/2020	0.12	<0.0020	<0.0020	
BED1	9/2/2020	<0.0020	<0.0020	<0.0020	
BED1	6/19/2020	<0.0020	<0.0020	<0.0020	
BED1	3/5/2020	<0.0020	<0.0020	<0.0020	
BED1	11/19/2019	<0.0020	<0.0020	<0.0020	
PT	9/16/2019	0.12	<0.0020	<0.0020	
BED1	9/16/2019	<0.0020	<0.0020	<0.0020	

Concentrations in ug/L. Concentrations are rounded by the laboratory and reported to two significant figures. For samples collected prior to 10/1/2013, results for PFOA are reported under the following protocol: ND < LOD < NQ < LOQ where ND = Not Detected, NQ = Not Quantifiable, LOD = Limit of Detection, LOQ = Limit of Quantitation; the LOD/LOQ may have varied by instrument and quarter. For samples collected after 10/1/2013, samples are reported to a reporting limit (RL) of 0.0050 ug/L for PFOA. For samples collected after 6/30/2016, each target compound RL is 0.0020 ug/L. J = Analyte present, reported value may not be accurate or precise; UJ = Not detected, reporting limit may not be accurate or precise; B = Not detected substantially above the level reported in the laboratory or field blanks. Samples identified as BED1 were collected after the first carbon bed. Samples identified as BED2 were collected after the second carbon bed and represent the treated water. All other samples collected were prior to Chemours treatment. Samples identified with -D or -DUP are duplicate samples. Starting with the 3Q20 samples, the samples are analyzed by USEPA Method 537.1. Prior to 3Q20, the samples were analyzed by a modified method 537. QREP = Qualification Re-Evaluation Program.

**Table 2. Residential Granular Activated Carbon (GAC) Treatment System  
Results – Chemours Chambers Works, Deepwater, New Jersey**

Field Sample ID	Date	PFOA	PFOS	PFNA	Comments
BED1	4/12/2019	<0.0020	<0.0020	<0.0020	
BED1	1/29/2019	<0.0020	<0.0020	<0.0020	
BED1	11/5/2018	<0.0020	<0.0020	<0.0020	
PT	7/30/2018	0.16	<0.0020	<0.0020	
BED1	7/30/2018	<0.0020	<0.0020	<0.0020	
BED1	5/2/2018	<0.0020	<0.0020	<0.0020	
BED1	2/21/2018	<0.0020	<0.0020	<0.0020	
BED1	11/16/2017	<0.0020	<0.0020	<0.0020	
PT	9/7/2017	0.16	<0.0020	<0.0020	
BED1	9/7/2017	<0.0020	<0.0020	<0.0020	
BED1	6/27/2017	<0.0020	<0.0020	<0.0020	
BED1	3/27/2017	<0.0020	<0.0020	<0.0020	
BED1	12/29/2016	<0.0020	<0.0020	<0.0020	
BED1-DUP	12/29/2016	<0.0020	<0.0020	<0.0020	
BED2	12/29/2016	<0.0020	<0.0020	<0.0020	
	7/6/2016	0.13	<0.0020	<0.0020	GAC installed 09/30/2016.
<b>Location: 115</b>					
BED1	12/19/2022	<0.0020	<0.0020	<0.0020	

Concentrations in ug/L. Concentrations are rounded by the laboratory and reported to two significant figures. For samples collected prior to 10/1/2013, results for PFOA are reported under the following protocol: ND < LOD < NQ < LOQ where ND = Not Detected, NQ = Not Quantifiable, LOD = Limit of Detection, LOQ = Limit of Quantitation; the LOD/LOQ may have varied by instrument and quarter. For samples collected after 10/1/2013, samples are reported to a reporting limit (RL) of 0.0050 ug/L for PFOA. For samples collected after 6/30/2016, each target compound RL is 0.0020 ug/L. J = Analyte present, reported value may not be accurate or precise; UJ = Not detected, reporting limit may not be accurate or precise; B = Not detected substantially above the level reported in the laboratory or field blanks. Samples identified as BED1 were collected after the first carbon bed. Samples identified as BED2 were collected after the second carbon bed and represent the treated water. All other samples collected were prior to Chemours treatment. Samples identified with -D or -DUP are duplicate samples. Starting with the 3Q20 samples, the samples are analyzed by USEPA Method 537.1. Prior to 3Q20, the samples were analyzed by a modified method 537. QREP = Qualification Re-Evaluation Program.

**Table 2. Residential Granular Activated Carbon (GAC) Treatment System  
Results – Chemours Chambers Works, Deepwater, New Jersey**

Field Sample ID	Date	PFOA	PFOS	PFNA	Comments
PT	9/12/2022	0.046	<0.0020	<0.0020	
BED1	9/12/2022	<0.0020	<0.0020	<0.0020	
BED1	6/1/2022	<0.0020	<0.0020	<0.0020	
BED1	3/14/2022	<0.0020	<0.0020	<0.0020	
BED1	12/6/2021	<0.0020	<0.0020	<0.0020	
PT	9/20/2021	0.033	<0.0020	<0.0020	
BED1	9/20/2021	<0.0020	<0.0020	<0.0020	
BED1	6/21/2021	<0.0020	<0.0020	<0.0020	
BED1	11/30/2020	<0.0020	<0.0020	<0.0020	
BED1	6/23/2020	<0.0020	<0.0020	<0.0020	
BED1	3/11/2020	<0.0020	<0.0020	<0.0020	
BED1	11/20/2019	<0.0020	<0.0020	<0.0020	
PT	7/2/2019	0.013	<0.0020	<0.0020	
BED1	7/2/2019	<0.0020	<0.0020	<0.0020	
	4/10/2019	0.026	<0.0020	<0.0020	GAC installed 06/21/2019.
-DUP	4/10/2019	0.026	<0.0020	<0.0020	GAC installed 06/21/2019.
-DUP	7/11/2016	0.037	<0.0020	<0.0020	
	7/11/2016	0.036	<0.0020	<0.0020	

Concentrations in ug/L. Concentrations are rounded by the laboratory and reported to two significant figures. For samples collected prior to 10/1/2013, results for PFOA are reported under the following protocol: ND < LOD < NQ < LOQ where ND = Not Detected, NQ = Not Quantifiable, LOD = Limit of Detection, LOQ = Limit of Quantitation; the LOD/LOQ may have varied by instrument and quarter. For samples collected after 10/1/2013, samples are reported to a reporting limit (RL) of 0.0050 ug/L for PFOA. For samples collected after 6/30/2016, each target compound RL is 0.0020 ug/L. J = Analyte present, reported value may not be accurate or precise; UJ = Not detected, reporting limit may not be accurate or precise; B = Not detected substantially above the level reported in the laboratory or field blanks. Samples identified as BED1 were collected after the first carbon bed. Samples identified as BED2 were collected after the second carbon bed and represent the treated water. All other samples collected were prior to Chemours treatment. Samples identified with -D or -DUP are duplicate samples. Starting with the 3Q20 samples, the samples are analyzed by USEPA Method 537.1. Prior to 3Q20, the samples were analyzed by a modified method 537. QREP = Qualification Re-Evaluation Program.



**Table 2. Residential Granular Activated Carbon (GAC) Treatment System  
Results – Chemours Chambers Works, Deepwater, New Jersey**

Field Sample ID	Date	PFOA	PFOS	PFNA	Comments
<b>Location: 122</b>					
BED1	12/22/2022	<0.0020	<0.0020	<0.0020	
PT	7/21/2022	0.13	<0.0020	0.0069	
BED1	7/21/2022	<0.0020	<0.0020	<0.0020	
BED1	5/11/2022	<0.0020	<0.0020	<0.0020	Carbon Changeout 05/10/2022 - 5yr.
BED1	2/10/2022	0.0023	<0.0020	<0.0020	
BED2	2/10/2022	<0.0020	<0.0020	<0.0020	
BED1	11/12/2021	<0.0020	<0.0020	<0.0020	
PT	7/13/2021	0.21	<0.0020	0.0041	
BED1	7/13/2021	<0.0020	<0.0020	<0.0020	
BED1-DUP	7/13/2021	<0.0020	<0.0020	<0.0020	
BED1	4/5/2021	<0.0020	<0.0020	<0.0020	
BED1	1/19/2021	<0.0020	<0.0020	<0.0020	
BED1	11/4/2020	<0.0020	<0.0020	<0.0020	
PT	8/17/2020	0.19	<0.0020	0.0053	
BED1	8/17/2020	<0.0020	<0.0020	<0.0020	
BED1	6/18/2020	<0.0020	<0.0020	<0.0020	
BED1	2/19/2020	<0.0020	<0.0020	<0.0020	

Concentrations in ug/L. Concentrations are rounded by the laboratory and reported to two significant figures. For samples collected prior to 10/1/2013, results for PFOA are reported under the following protocol: ND < LOD < NQ < LOQ where ND = Not Detected, NQ = Not Quantifiable, LOD = Limit of Detection, LOQ = Limit of Quantitation; the LOD/LOQ may have varied by instrument and quarter. For samples collected after 10/1/2013, samples are reported to a reporting limit (RL) of 0.0050 ug/L for PFOA. For samples collected after 6/30/2016, each target compound RL is 0.0020 ug/L. J = Analyte present, reported value may not be accurate or precise; UJ = Not detected, reporting limit may not be accurate or precise; B = Not detected substantially above the level reported in the laboratory or field blanks. Samples identified as BED1 were collected after the first carbon bed. Samples identified as BED2 were collected after the second carbon bed and represent the treated water. All other samples collected were prior to Chemours treatment. Samples identified with -D or -DUP are duplicate samples. Starting with the 3Q20 samples, the samples are analyzed by USEPA Method 537.1. Prior to 3Q20, the samples were analyzed by a modified method 537. QREP = Qualification Re-Evaluation Program.

**Table 2. Residential Granular Activated Carbon (GAC) Treatment System  
Results – Chemours Chambers Works, Deepwater, New Jersey**

Field Sample ID	Date	PFOA	PFOS	PFNA	Comments
BED1	11/15/2019	<0.0020	<0.0020	<0.0020	
PT	9/12/2019	0.083	0.0020	0.0066	
BED1	9/12/2019	<0.0020	<0.0020	<0.0020	
BED1	5/8/2019	<0.0020	<0.0020	<0.0020	
BED1	3/14/2019	<0.0020	<0.0020	<0.0020	
BED1	12/5/2018	<0.0020	<0.0020	<0.0020	
PT	8/27/2018	0.14	<0.0020	0.0049	
BED1	8/27/2018	<0.0020	<0.0020	<0.0020	
BED1	5/1/2018	<0.0020	<0.0020	<0.0020	
BED1	2/21/2018	<0.0020 UJ	<0.0020 UJ	<0.0020 UJ	
BED1	12/12/2017	<0.0020	<0.0020	<0.0020	
PT	9/20/2017	0.13	<0.0020	0.0046	
BED1	9/20/2017	<0.0020	<0.0020	<0.0020	
	7/21/2016	0.14	<0.0020	0.003	GAC installed 05/16/2017.
<b>Location: 129</b>					
BED1	11/10/2022	<0.0020	<0.0020	<0.0020	
PT	8/31/2022	0.057	0.0037	0.011	
BED1	8/31/2022	<0.0020	<0.0020	<0.0020	

Concentrations in ug/L. Concentrations are rounded by the laboratory and reported to two significant figures. For samples collected prior to 10/1/2013, results for PFOA are reported under the following protocol: ND < LOD < NQ < LOQ where ND = Not Detected, NQ = Not Quantifiable, LOD = Limit of Detection, LOQ = Limit of Quantitation; the LOD/LOQ may have varied by instrument and quarter. For samples collected after 10/1/2013, samples are reported to a reporting limit (RL) of 0.0050 ug/L for PFOA. For samples collected after 6/30/2016, each target compound RL is 0.0020 ug/L. J = Analyte present, reported value may not be accurate or precise; UJ = Not detected, reporting limit may not be accurate or precise; B = Not detected substantially above the level reported in the laboratory or field blanks. Samples identified as BED1 were collected after the first carbon bed. Samples identified as BED2 were collected after the second carbon bed and represent the treated water. All other samples collected were prior to Chemours treatment. Samples identified with -D or -DUP are duplicate samples. Starting with the 3Q20 samples, the samples are analyzed by USEPA Method 537.1. Prior to 3Q20, the samples were analyzed by a modified method 537. QREP = Qualification Re-Evaluation Program.

**Table 2. Residential Granular Activated Carbon (GAC) Treatment System  
Results – Chemours Chambers Works, Deepwater, New Jersey**

Field Sample ID	Date	PFOA	PFOS	PFNA	Comments
BED1	5/26/2022	<0.0020	<0.0020	<0.0020	Carbon Changeout 03/23/2022 - 5yr.
BED1	2/28/2022	<0.0020	<0.0020	<0.0020	
BED1	11/29/2021	<0.0020	<0.0020	<0.0020	
PT	8/23/2021	0.057	0.0045	0.015	
BED1	8/23/2021	<0.0020	<0.0020	<0.0020	
BED1	6/4/2021	<0.0020	<0.0020	<0.0020	
BED1	3/10/2021	<0.0020	<0.0020	<0.0020	
BED1	11/11/2020	<0.0020	<0.0020	<0.0020	
PT	9/16/2020	0.057	0.0038	0.0094	
BED1	9/16/2020	<0.0020	<0.0020	<0.0020	
BED1-DUP	9/16/2020	<0.0020	<0.0020	<0.0020	
BED1	6/26/2020	<0.0020	<0.0020	<0.0020	
BED1	3/16/2020	<0.0020	<0.0020	<0.0020	
BED1	11/25/2019	<0.0020	<0.0020	<0.0020	
PT	8/28/2019	0.066	0.0035	0.011	
BED1	8/28/2019	<0.0020	<0.0020	<0.0020	
BED1	5/16/2019	<0.0020	<0.0020	<0.0020	
BED1	3/14/2019	<0.0020	<0.0020	<0.0020	

Concentrations in ug/L. Concentrations are rounded by the laboratory and reported to two significant figures. For samples collected prior to 10/1/2013, results for PFOA are reported under the following protocol: ND < LOD < NQ < LOQ where ND = Not Detected, NQ = Not Quantifiable, LOD = Limit of Detection, LOQ = Limit of Quantitation; the LOD/LOQ may have varied by instrument and quarter. For samples collected after 10/1/2013, samples are reported to a reporting limit (RL) of 0.0050 ug/L for PFOA. For samples collected after 6/30/2016, each target compound RL is 0.0020 ug/L. J = Analyte present, reported value may not be accurate or precise; UJ = Not detected, reporting limit may not be accurate or precise; B = Not detected substantially above the level reported in the laboratory or field blanks. Samples identified as BED1 were collected after the first carbon bed. Samples identified as BED2 were collected after the second carbon bed and represent the treated water. All other samples collected were prior to Chemours treatment. Samples identified with -D or -DUP are duplicate samples. Starting with the 3Q20 samples, the samples are analyzed by USEPA Method 537.1. Prior to 3Q20, the samples were analyzed by a modified method 537. QREP = Qualification Re-Evaluation Program.

**Table 2. Residential Granular Activated Carbon (GAC) Treatment System  
Results – Chemours Chambers Works, Deepwater, New Jersey**

Field Sample ID	Date	PFOA	PFOS	PFNA	Comments
BED1	12/6/2018	<0.0020	<0.0020	<0.0020	
PT	8/24/2018	0.073	0.0030	0.011	
BED1	8/24/2018	<0.0020	<0.0020	<0.0020	
BED1	5/17/2018	<0.0020	<0.0020	<0.0020	
BED1	3/22/2018	<0.0020	<0.0020	<0.0020	
BED1	12/21/2017	<0.0020	<0.0020	<0.0020	
PT	9/21/2017	0.073	0.004	0.011	
BED1	9/21/2017	<0.0020	<0.0020	<0.0020	
BED1-DUP	9/21/2017	<0.0020	<0.0020	<0.0020	
BED1	6/28/2017	<0.0020	<0.0020	<0.0020	
	12/14/2016	0.068 J	0.0046 J	0.0079 J	GAC installed 02/17/2017.
-DUP	12/14/2016	0.067	0.0045	0.0077	GAC installed 02/17/2017.
<b>Location: 133</b>					
BED1	10/20/2022	<0.0020	<0.0020	<0.0020	
PT	8/10/2022	0.014	<0.0020	<0.0020	
BED1	8/10/2022	<0.0020	<0.0020	<0.0020	
BED1	4/27/2022	<0.0020	<0.0020	<0.0020	
BED1	1/18/2022	<0.0020	<0.0020	<0.0020	

Concentrations in ug/L. Concentrations are rounded by the laboratory and reported to two significant figures. For samples collected prior to 10/1/2013, results for PFOA are reported under the following protocol: ND < LOD < NQ < LOQ where ND = Not Detected, NQ = Not Quantifiable, LOD = Limit of Detection, LOQ = Limit of Quantitation; the LOD/LOQ may have varied by instrument and quarter. For samples collected after 10/1/2013, samples are reported to a reporting limit (RL) of 0.0050 ug/L for PFOA. For samples collected after 6/30/2016, each target compound RL is 0.0020 ug/L. J = Analyte present, reported value may not be accurate or precise; UJ = Not detected, reporting limit may not be accurate or precise; B = Not detected substantially above the level reported in the laboratory or field blanks. Samples identified as BED1 were collected after the first carbon bed. Samples identified as BED2 were collected after the second carbon bed and represent the treated water. All other samples collected were prior to Chemours treatment. Samples identified with -D or -DUP are duplicate samples. Starting with the 3Q20 samples, the samples are analyzed by USEPA Method 537.1. Prior to 3Q20, the samples were analyzed by a modified method 537. QREP = Qualification Re-Evaluation Program.

**Table 2. Residential Granular Activated Carbon (GAC) Treatment System  
Results – Chemours Chambers Works, Deepwater, New Jersey**

Field Sample ID	Date	PFOA	PFOS	PFNA	Comments
BED1-DUP	1/18/2022	<0.0020	<0.0020	<0.0020	
BED1	10/13/2021	<0.0020	<0.0020	<0.0020	
PT	7/16/2021	0.013	<0.0020	<0.0020	
BED1	7/16/2021	<0.0020	<0.0020	<0.0020	
BED1-DUP	7/16/2021	<0.0020	<0.0020	<0.0020	
	3/17/2021	0.039	0.0051 J	0.0023	GAC installed 06/23/2021.
-DUP	2/3/2017	0.0043 J	<0.0020 U	<0.0020 U	
	2/3/2017	0.0045 J	<0.0020 U	<0.0020	
<b>Location: 135</b>					
BED1	12/8/2022	<0.0020	<0.0020	<0.0020	
PT	9/26/2022	0.074	<0.0020	0.0043	
BED1	9/26/2022	<0.0020	<0.0020	<0.0020	
BED1-DUP	9/26/2022	<0.0020	<0.0020	<0.0020	
BED1	4/25/2022	<0.0020	<0.0020	<0.0020	Carbon Changeout 03/15/2022 - 5yr.
BED1	1/31/2022	<0.0020	<0.0020	<0.0020	
BED1	10/12/2021	<0.0020	<0.0020	<0.0020	
PT	7/20/2021	0.066	<0.0020	0.0029	
BED1	7/20/2021	<0.0020	<0.0020	<0.0020	

Concentrations in ug/L. Concentrations are rounded by the laboratory and reported to two significant figures. For samples collected prior to 10/1/2013, results for PFOA are reported under the following protocol: ND < LOD < NQ < LOQ where ND = Not Detected, NQ = Not Quantifiable, LOD = Limit of Detection, LOQ = Limit of Quantitation; the LOD/LOQ may have varied by instrument and quarter. For samples collected after 10/1/2013, samples are reported to a reporting limit (RL) of 0.0050 ug/L for PFOA. For samples collected after 6/30/2016, each target compound RL is 0.0020 ug/L. J = Analyte present, reported value may not be accurate or precise; UJ = Not detected, reporting limit may not be accurate or precise; B = Not detected substantially above the level reported in the laboratory or field blanks. Samples identified as BED1 were collected after the first carbon bed. Samples identified as BED2 were collected after the second carbon bed and represent the treated water. All other samples collected were prior to Chemours treatment. Samples identified with -D or -DUP are duplicate samples. Starting with the 3Q20 samples, the samples are analyzed by USEPA Method 537.1. Prior to 3Q20, the samples were analyzed by a modified method 537. QREP = Qualification Re-Evaluation Program.

**Table 2. Residential Granular Activated Carbon (GAC) Treatment System  
Results – Chemours Chambers Works, Deepwater, New Jersey**

Field Sample ID	Date	PFOA	PFOS	PFNA	Comments
BED1	4/22/2021	<0.0020	<0.0020	<0.0020	
BED1	1/19/2021	<0.0020	<0.0020	<0.0020	
BED1-DUP	1/19/2021	<0.0020	<0.0020	<0.0020	
BED1	11/4/2020	<0.0020	<0.0020	<0.0020	
PT	8/17/2020	0.073	<0.0020	0.0038	
BED1	8/17/2020	<0.0020	<0.0020	<0.0020	
BED1	6/25/2020	<0.0020	<0.0020	<0.0020	
BED1	2/12/2020	<0.0020	<0.0020	<0.0020	
BED1	11/11/2019	<0.0020	<0.0020	<0.0020	
PT	9/6/2019	0.091	<0.0020	0.0034	
BED1	9/6/2019	<0.0020	<0.0020	<0.0020	
BED1-DUP	9/6/2019	<0.0020	<0.0020	<0.0020	
BED1	6/27/2019	<0.0020	<0.0020	<0.0020	
BED1	3/25/2019	<0.0020	<0.0020	<0.0020	
BED1	11/12/2018	<0.0020	<0.0020	<0.0020	
PT	8/20/2018	0.10	0.0021	0.0034	
BED1	8/20/2018	<0.0020	<0.0020	<0.0020	
BED1	5/22/2018	<0.0020	<0.0020	<0.0020	

Concentrations in ug/L. Concentrations are rounded by the laboratory and reported to two significant figures. For samples collected prior to 10/1/2013, results for PFOA are reported under the following protocol: ND < LOD < NQ < LOQ where ND = Not Detected, NQ = Not Quantifiable, LOD = Limit of Detection, LOQ = Limit of Quantitation; the LOD/LOQ may have varied by instrument and quarter. For samples collected after 10/1/2013, samples are reported to a reporting limit (RL) of 0.0050 ug/L for PFOA. For samples collected after 6/30/2016, each target compound RL is 0.0020 ug/L. J = Analyte present, reported value may not be accurate or precise; UJ = Not detected, reporting limit may not be accurate or precise; B = Not detected substantially above the level reported in the laboratory or field blanks. Samples identified as BED1 were collected after the first carbon bed. Samples identified as BED2 were collected after the second carbon bed and represent the treated water. All other samples collected were prior to Chemours treatment. Samples identified with -D or -DUP are duplicate samples. Starting with the 3Q20 samples, the samples are analyzed by USEPA Method 537.1. Prior to 3Q20, the samples were analyzed by a modified method 537. QREP = Qualification Re-Evaluation Program.

**Table 2. Residential Granular Activated Carbon (GAC) Treatment System  
Results – Chemours Chambers Works, Deepwater, New Jersey**

Field Sample ID	Date	PFOA	PFOS	PFNA	Comments
BED1	3/20/2018	<0.0020	<0.0020	<0.0020	
BED1	12/12/2017	0.12	0.0025	0.0039	
BED2	12/12/2017	<0.0020	<0.0020	<0.0020	
PT	9/20/2017	0.12	0.0026	0.0032	
BED1	9/20/2017	<0.0020	<0.0020	<0.0020	
BED1	6/27/2017	<0.0020	<0.0020	<0.0020	
	2/3/2017	0.13 J	0.0032 J	0.0031	GAC installed 03/29/2017.
<b>Location: 136</b>					
BED1	12/1/2022	<0.0020	<0.0020	<0.0020	
PT	9/27/2022	0.045	<0.0020	0.0028	Carbon Changeout 08/18/2022 - 5yr.
BED1	9/27/2022	<0.0020	<0.0020	<0.0020	Carbon Changeout 08/18/2022 - 5yr.
BED1	4/27/2022	<0.0020	<0.0020	<0.0020	
BED1	2/1/2022	<0.0020	<0.0020	<0.0020	
BED1	11/3/2021	<0.0020	<0.0020	<0.0020	
PT	8/17/2021	0.055	<0.0020	0.0026	
BED1	8/17/2021	<0.0020	<0.0020	<0.0020	
BED1	5/10/2021	<0.0020	<0.0020	<0.0020	
BED1	2/12/2021	<0.0020	<0.0020	<0.0020	

Concentrations in ug/L. Concentrations are rounded by the laboratory and reported to two significant figures. For samples collected prior to 10/1/2013, results for PFOA are reported under the following protocol: ND < LOD < NQ < LOQ where ND = Not Detected, NQ = Not Quantifiable, LOD = Limit of Detection, LOQ = Limit of Quantitation; the LOD/LOQ may have varied by instrument and quarter. For samples collected after 10/1/2013, samples are reported to a reporting limit (RL) of 0.0050 ug/L for PFOA. For samples collected after 6/30/2016, each target compound RL is 0.0020 ug/L. J = Analyte present, reported value may not be accurate or precise; UJ = Not detected, reporting limit may not be accurate or precise; B = Not detected substantially above the level reported in the laboratory or field blanks. Samples identified as BED1 were collected after the first carbon bed. Samples identified as BED2 were collected after the second carbon bed and represent the treated water. All other samples collected were prior to Chemours treatment. Samples identified with -D or -DUP are duplicate samples. Starting with the 3Q20 samples, the samples are analyzed by USEPA Method 537.1. Prior to 3Q20, the samples were analyzed by a modified method 537. QREP = Qualification Re-Evaluation Program.

**Table 2. Residential Granular Activated Carbon (GAC) Treatment System  
Results – Chemours Chambers Works, Deepwater, New Jersey**

Field Sample ID	Date	PFOA	PFOS	PFNA	Comments
BED1	11/30/2020	<0.0020	<0.0020	<0.0020	
PT	8/3/2020	0.052	<0.002	0.0035	
BED1	8/3/2020	<0.002	<0.002	<0.002	
BED1	6/4/2020	<0.0020	<0.0020	<0.0020	
BED1	1/29/2020	<0.0020	<0.0020	<0.0020	
BED1	10/16/2019	<0.0020	<0.0020	<0.0020	
PT	7/30/2019	0.046	<0.0020	0.0026	
BED1	7/30/2019	<0.0020	<0.0020	<0.0020	
BED1	4/22/2019	<0.0020	<0.0020	<0.0020	
BED1	2/11/2019	<0.0020	<0.0020	<0.0020	
BED1	11/13/2018	<0.0020	<0.0020	<0.0020	
PT	8/28/2018	0.052	<0.0020	<0.0020	
BED1	8/28/2018	<0.0020	<0.0020	<0.0020	
BED1	5/21/2018	<0.0020	<0.0020	<0.0020	
BED1	3/14/2018	<0.0020	<0.0020	<0.0020	
BED1	12/12/2017	<0.0020	<0.0020	<0.0020	
PT	9/29/2017	0.055	<0.0020	<0.0020	Carbon Changeout 08/23/2017 - Fe.
BED1	9/29/2017	<0.0020	<0.0020	<0.0020	Carbon Changeout 08/23/2017 - Fe.

Concentrations in ug/L. Concentrations are rounded by the laboratory and reported to two significant figures. For samples collected prior to 10/1/2013, results for PFOA are reported under the following protocol: ND < LOD < NQ < LOQ where ND = Not Detected, NQ = Not Quantifiable, LOD = Limit of Detection, LOQ = Limit of Quantitation; the LOD/LOQ may have varied by instrument and quarter. For samples collected after 10/1/2013, samples are reported to a reporting limit (RL) of 0.0050 ug/L for PFOA. For samples collected after 6/30/2016, each target compound RL is 0.0020 ug/L. J = Analyte present, reported value may not be accurate or precise; UJ = Not detected, reporting limit may not be accurate or precise; B = Not detected substantially above the level reported in the laboratory or field blanks. Samples identified as BED1 were collected after the first carbon bed. Samples identified as BED2 were collected after the second carbon bed and represent the treated water. All other samples collected were prior to Chemours treatment. Samples identified with -D or -DUP are duplicate samples. Starting with the 3Q20 samples, the samples are analyzed by USEPA Method 537.1. Prior to 3Q20, the samples were analyzed by a modified method 537. QREP = Qualification Re-Evaluation Program.



**Table 2. Residential Granular Activated Carbon (GAC) Treatment System  
Results – Chemours Chambers Works, Deepwater, New Jersey**

Field Sample ID	Date	PFOA	PFOS	PFNA	Comments
BED1	6/23/2017	<0.0020	<0.0020	<0.0020	
	2/3/2017	0.045 J	<0.0020 U	<0.0020 U	GAC installed 03/07/2017.
<b>Location: 140</b>					
BED1	11/1/2022	<0.0020	<0.0020	<0.0020	
PT	8/22/2022	0.049	0.011	0.016	
BED1	8/22/2022	<0.0020	<0.0020	<0.0020	
BED1	4/27/2022	<0.0020	<0.0020	<0.0020	Carbon Changeout 04/27/2022 - 5yr.
BED1	3/2/2022	0.0021	<0.0020	<0.0020	
BED2	3/2/2022	<0.0020	<0.0020	<0.0020	
BED1	11/8/2021	0.0053	<0.0020	<0.0020	
BED1-DUP	11/8/2021	0.0042	<0.0020	<0.0020	
BED2	11/8/2021	<0.0020	<0.0020	<0.0020	
PT	7/23/2021	0.049	0.011	0.017	
BED1	7/23/2021	0.0056	<0.0020	<0.0020	
BED2	7/23/2021	<0.0020	<0.0020	<0.0020	
BED1	5/5/2021	0.0045	<0.0020	<0.0020	
BED2	5/5/2021	<0.0020	<0.0020	<0.0020	
BED1	2/10/2021	0.0065	<0.0020	<0.0020	

Concentrations in ug/L. Concentrations are rounded by the laboratory and reported to two significant figures. For samples collected prior to 10/1/2013, results for PFOA are reported under the following protocol: ND < LOD < NQ < LOQ where ND = Not Detected, NQ = Not Quantifiable, LOD = Limit of Detection, LOQ = Limit of Quantitation; the LOD/LOQ may have varied by instrument and quarter. For samples collected after 10/1/2013, samples are reported to a reporting limit (RL) of 0.0050 ug/L for PFOA. For samples collected after 6/30/2016, each target compound RL is 0.0020 ug/L. J = Analyte present, reported value may not be accurate or precise; UJ = Not detected, reporting limit may not be accurate or precise; B = Not detected substantially above the level reported in the laboratory or field blanks. Samples identified as BED1 were collected after the first carbon bed. Samples identified as BED2 were collected after the second carbon bed and represent the treated water. All other samples collected were prior to Chemours treatment. Samples identified with -D or -DUP are duplicate samples. Starting with the 3Q20 samples, the samples are analyzed by USEPA Method 537.1. Prior to 3Q20, the samples were analyzed by a modified method 537. QREP = Qualification Re-Evaluation Program.

**Table 2. Residential Granular Activated Carbon (GAC) Treatment System  
Results – Chemours Chambers Works, Deepwater, New Jersey**

Field Sample ID	Date	PFOA	PFOS	PFNA	Comments
BED2	2/10/2021	<0.0020	<0.0020	<0.0020	
BED1	11/9/2020	0.0021	<0.0020	<0.0020	
PT	9/9/2020	0.063	0.011	0.019	
BED1	9/9/2020	<0.0020	<0.0020	<0.0020	
BED1	6/26/2020	<0.0020	<0.0020	<0.0020	
BED1	3/11/2020	<0.0020	<0.0020	<0.0020	
BED1	12/4/2019	<0.0020	<0.0020	<0.0020	
PT	9/13/2019	0.078	0.012	0.020	
BED1	9/13/2019	<0.0020	<0.0020	<0.0020	
BED1-DUP	9/13/2019	<0.0020	<0.0020	<0.0020	
BED1	4/26/2019	<0.0020	<0.0020	<0.0020	
BED1	2/15/2019	<0.0020	<0.0020	<0.0020	
BED1	11/13/2018	<0.0020	<0.0020	<0.0020	
PT	9/17/2018	0.060	0.011	0.015	
BED1	9/17/2018	<0.0020	<0.0020	<0.0020	
BED1	6/15/2018	<0.0020	<0.0020	<0.0020	
BED1	3/6/2018	<0.0020	<0.0020	<0.0020	
BED1	12/15/2017	<0.0020	<0.0020	<0.0020	

Concentrations in ug/L. Concentrations are rounded by the laboratory and reported to two significant figures. For samples collected prior to 10/1/2013, results for PFOA are reported under the following protocol: ND < LOD < NQ < LOQ where ND = Not Detected, NQ = Not Quantifiable, LOD = Limit of Detection, LOQ = Limit of Quantitation; the LOD/LOQ may have varied by instrument and quarter. For samples collected after 10/1/2013, samples are reported to a reporting limit (RL) of 0.0050 ug/L for PFOA. For samples collected after 6/30/2016, each target compound RL is 0.0020 ug/L. J = Analyte present, reported value may not be accurate or precise; UJ = Not detected, reporting limit may not be accurate or precise; B = Not detected substantially above the level reported in the laboratory or field blanks. Samples identified as BED1 were collected after the first carbon bed. Samples identified as BED2 were collected after the second carbon bed and represent the treated water. All other samples collected were prior to Chemours treatment. Samples identified with -D or -DUP are duplicate samples. Starting with the 3Q20 samples, the samples are analyzed by USEPA Method 537.1. Prior to 3Q20, the samples were analyzed by a modified method 537. QREP = Qualification Re-Evaluation Program.

**Table 2. Residential Granular Activated Carbon (GAC) Treatment System  
Results – Chemours Chambers Works, Deepwater, New Jersey**

Field Sample ID	Date	PFOA	PFOS	PFNA	Comments
PT	9/29/2017	0.077	0.009	0.012	
BED1	9/29/2017	<0.0020	<0.0020	<0.0020	
	2/14/2017	0.088	0.01	0.014	GAC installed 04/19/2017.
<b>Location: 142</b>					
BED1	10/5/2022	<0.0020	<0.0020	<0.0020	
PT	7/19/2022	0.054	<0.0020	0.0039	
BED1	7/19/2022	<0.0020	<0.0020	<0.0020	
BED1	4/13/2022	<0.0020	<0.0020	<0.0020	Carbon Changeout 03/10/2022 - 5yr.
BED1	1/19/2022	<0.0020	<0.0020	<0.0020	
BED1	10/19/2021	<0.0020	<0.0020	<0.0020	
PT	8/2/2021	0.0056	<0.0020	<0.0020	
BED1	8/2/2021	<0.0020	<0.0020	<0.0020	
BED1	5/4/2021	<0.0020	<0.0020	<0.0020	
BED1	2/4/2021	<0.0020	<0.0020	<0.0020	
BED1	10/27/2020	<0.0020	<0.0020	<0.0020	
PT	8/26/2020	0.053	<0.0020	0.0042	
BED1	8/26/2020	<0.0020	<0.0020	<0.0020	
BED1	6/17/2020	<0.0020	<0.0020	<0.0020	

Concentrations in ug/L. Concentrations are rounded by the laboratory and reported to two significant figures. For samples collected prior to 10/1/2013, results for PFOA are reported under the following protocol: ND < LOD < NQ < LOQ where ND = Not Detected, NQ = Not Quantifiable, LOD = Limit of Detection, LOQ = Limit of Quantitation; the LOD/LOQ may have varied by instrument and quarter. For samples collected after 10/1/2013, samples are reported to a reporting limit (RL) of 0.0050 ug/L for PFOA. For samples collected after 6/30/2016, each target compound RL is 0.0020 ug/L. J = Analyte present, reported value may not be accurate or precise; UJ = Not detected, reporting limit may not be accurate or precise; B = Not detected substantially above the level reported in the laboratory or field blanks. Samples identified as BED1 were collected after the first carbon bed. Samples identified as BED2 were collected after the second carbon bed and represent the treated water. All other samples collected were prior to Chemours treatment. Samples identified with -D or -DUP are duplicate samples. Starting with the 3Q20 samples, the samples are analyzed by USEPA Method 537.1. Prior to 3Q20, the samples were analyzed by a modified method 537. QREP = Qualification Re-Evaluation Program.

**Table 2. Residential Granular Activated Carbon (GAC) Treatment System  
Results – Chemours Chambers Works, Deepwater, New Jersey**

Field Sample ID	Date	PFOA	PFOS	PFNA	Comments
BED1	2/5/2020	<0.0020	<0.0020	<0.0020	
BED1	10/24/2019	<0.0020	<0.0020	<0.0020	
PT	8/20/2019	0.068	<0.0020	0.0037	
BED1	8/20/2019	<0.0020	<0.0020	<0.0020	
BED1	4/26/2019	<0.0020	<0.0020	<0.0020	
BED1	2/25/2019	<0.0020	<0.0020	<0.0020	
BED1	11/27/2018	<0.0020	<0.0020	<0.0020	
PT	8/2/2018	0.071	<0.0020	0.0048	
BED1	8/2/2018	<0.0020	<0.0020	<0.0020	
BED1	5/8/2018	<0.0020	<0.0020	<0.0020	
BED1	2/22/2018	<0.0020 UJ	<0.0020 UJ	<0.0020 UJ	
BED1	12/12/2017	<0.0020	<0.0020	<0.0020	
PT	9/7/2017	0.13	0.006	0.031	
BED1	9/7/2017	<0.0020	<0.0020	<0.0020	
BED1	6/27/2017	<0.0020	<0.0020	<0.0020	
	2/14/2017	0.082	<0.0020	0.0023	GAC installed 03/22/2017.
<b>Location: 149</b>					
BED1	11/2/2022	<0.0020	<0.0020	<0.0020	

Concentrations in ug/L. Concentrations are rounded by the laboratory and reported to two significant figures. For samples collected prior to 10/1/2013, results for PFOA are reported under the following protocol: ND < LOD < NQ < LOQ where ND = Not Detected, NQ = Not Quantifiable, LOD = Limit of Detection, LOQ = Limit of Quantitation; the LOD/LOQ may have varied by instrument and quarter. For samples collected after 10/1/2013, samples are reported to a reporting limit (RL) of 0.0050 ug/L for PFOA. For samples collected after 6/30/2016, each target compound RL is 0.0020 ug/L. J = Analyte present, reported value may not be accurate or precise; UJ = Not detected, reporting limit may not be accurate or precise; B = Not detected substantially above the level reported in the laboratory or field blanks. Samples identified as BED1 were collected after the first carbon bed. Samples identified as BED2 were collected after the second carbon bed and represent the treated water. All other samples collected were prior to Chemours treatment. Samples identified with -D or -DUP are duplicate samples. Starting with the 3Q20 samples, the samples are analyzed by USEPA Method 537.1. Prior to 3Q20, the samples were analyzed by a modified method 537. QREP = Qualification Re-Evaluation Program.

**Table 2. Residential Granular Activated Carbon (GAC) Treatment System  
Results – Chemours Chambers Works, Deepwater, New Jersey**

Field Sample ID	Date	PFOA	PFOS	PFNA	Comments
BED1-DUP	11/2/2022	<0.0020	<0.0020	<0.0020	
PT	8/29/2022	0.059	0.0029	0.0027	
BED1	8/29/2022	<0.0020	<0.0020	<0.0020	
BED1-DUP	8/29/2022	<0.0020	<0.0020	<0.0020	
BED1	5/12/2022	<0.0020 UJ	<0.0020 UJ	<0.0020 UJ	Carbon Changeout 05/12/2022 - 5yr.
BED1	2/16/2022	<0.0020	<0.0020	<0.0020	
BED1-DUP	2/16/2022	<0.0020	<0.0020	<0.0020	
BED1	11/17/2021	<0.0020	<0.0020	<0.0020	
BED1-DUP	11/17/2021	<0.0020	<0.0020	<0.0020	
PT	8/23/2021	0.065	0.0060	0.0041	
BED1	8/23/2021	<0.0020	<0.0020	<0.0020	
BED1	5/24/2021	<0.0020	<0.0020	<0.0020	
BED1	3/10/2021	<0.0020	<0.0020	<0.0020	
BED1	10/21/2020	<0.0020	<0.0020	<0.0020	
PT	8/11/2020	0.064	0.0041	0.0029	
BED1	8/11/2020	<0.0020	<0.0020	<0.0020	
BED1	6/5/2020	<0.0020	<0.0020	<0.0020	
BED1	2/5/2020	<0.0020	<0.0020	<0.0020	

Concentrations in ug/L. Concentrations are rounded by the laboratory and reported to two significant figures. For samples collected prior to 10/1/2013, results for PFOA are reported under the following protocol: ND < LOD < NQ < LOQ where ND = Not Detected, NQ = Not Quantifiable, LOD = Limit of Detection, LOQ = Limit of Quantitation; the LOD/LOQ may have varied by instrument and quarter. For samples collected after 10/1/2013, samples are reported to a reporting limit (RL) of 0.0050 ug/L for PFOA. For samples collected after 6/30/2016, each target compound RL is 0.0020 ug/L. J = Analyte present, reported value may not be accurate or precise; UJ = Not detected, reporting limit may not be accurate or precise; B = Not detected substantially above the level reported in the laboratory or field blanks. Samples identified as BED1 were collected after the first carbon bed. Samples identified as BED2 were collected after the second carbon bed and represent the treated water. All other samples collected were prior to Chemours treatment. Samples identified with -D or -DUP are duplicate samples. Starting with the 3Q20 samples, the samples are analyzed by USEPA Method 537.1. Prior to 3Q20, the samples were analyzed by a modified method 537. QREP = Qualification Re-Evaluation Program.

**Table 2. Residential Granular Activated Carbon (GAC) Treatment System  
Results – Chemours Chambers Works, Deepwater, New Jersey**

Field Sample ID	Date	PFOA	PFOS	PFNA	Comments
BED1	10/25/2019	<0.0020	<0.0020	<0.0020	
PT	8/1/2019	0.072	0.0049	0.0037	
BED1	8/1/2019	<0.0020	<0.0020	<0.0020	
BED1	4/23/2019	<0.0020	<0.0020	<0.0020	
BED1	2/15/2019	<0.0020	<0.0020	<0.0020	
BED1-DUP	2/15/2019	<0.0020	<0.0020	<0.0020	
BED1	11/14/2018	<0.0020	<0.0020	<0.0020	
BED1-DUP	11/14/2018	<0.0020	<0.0020	<0.0020	
PT	9/17/2018	0.065	0.0092	0.0048	
BED1	9/17/2018	<0.0020	<0.0020	<0.0020	
BED1-DUP	9/17/2018	<0.0020	<0.0020	<0.0020	
BED1	6/25/2018	<0.0020	<0.0020	<0.0020	
BED1-DUP	6/25/2018	<0.0020	<0.0020	<0.0020	
BED1	3/23/2018	<0.0020	<0.0020	<0.0020	
BED1-DUP	3/23/2018	<0.0020	<0.0020	<0.0020	
BED1	12/15/2017	<0.0020	<0.0020	<0.0020	
BED1-DUP	12/15/2017	<0.0020	<0.0020	<0.0020	
PT	9/20/2017	0.072	0.0091	0.0064	
BED1	9/20/2017	<0.0020	<0.0020	<0.0020	

Concentrations in ug/L. Concentrations are rounded by the laboratory and reported to two significant figures. For samples collected prior to 10/1/2013, results for PFOA are reported under the following protocol: ND < LOD < NQ < LOQ where ND = Not Detected, NQ = Not Quantifiable, LOD = Limit of Detection, LOQ = Limit of Quantitation; the LOD/LOQ may have varied by instrument and quarter. For samples collected after 10/1/2013, samples are reported to a reporting limit (RL) of 0.0050 ug/L for PFOA. For samples collected after 6/30/2016, each target compound RL is 0.0020 ug/L. J = Analyte present, reported value may not be accurate or precise; UJ = Not detected, reporting limit may not be accurate or precise; B = Not detected substantially above the level reported in the laboratory or field blanks. Samples identified as BED1 were collected after the first carbon bed. Samples identified as BED2 were collected after the second carbon bed and represent the treated water. All other samples collected were prior to Chemours treatment. Samples identified with -D or -DUP are duplicate samples. Starting with the 3Q20 samples, the samples are analyzed by USEPA Method 537.1. Prior to 3Q20, the samples were analyzed by a modified method 537. QREP = Qualification Re-Evaluation Program.

**Table 2. Residential Granular Activated Carbon (GAC) Treatment System  
Results – Chemours Chambers Works, Deepwater, New Jersey**

Field Sample ID	Date	PFOA	PFOS	PFNA	Comments
-DUP	2/20/2017	0.06	0.0085	0.0036	GAC installed 04/21/2017.
	2/20/2017	0.061	0.0083	0.0038	GAC installed 04/21/2017.
<b>Location: 154</b>					
PT	10/19/2022	0.078	0.0039	0.012	
BED1	10/19/2022	<0.0020	<0.0020	<0.0020	
BED1	8/11/2022	<0.0020	<0.0020	<0.0020	Carbon Changeout 08/09/2022 - 5yr.
BED1	6/29/2022	<0.0020	<0.0020	<0.0020	
BED1	3/22/2022	<0.0020	<0.0020	<0.0020	
BED1-DUP	3/22/2022	<0.0020	<0.0020	<0.0020	
BED1	12/9/2021	<0.0020	<0.0020	<0.0020	
PT	9/15/2021	0.055	0.0020	0.0084	
BED1	9/15/2021	<0.0020	<0.0020	<0.0020	
BED1-DUP	9/15/2021	<0.0020	<0.0020	<0.0020	
BED1	6/14/2021	<0.0020	<0.0020	<0.0020	
BED1-DUP	6/14/2021	<0.0020	<0.0020	<0.0020	
BED1	3/12/2021	<0.0020	<0.0020	<0.0020	
BED1	11/19/2020	<0.0020	<0.0020	<0.0020	
PT	8/17/2020	0.055	0.0021	0.0073	

Concentrations in ug/L. Concentrations are rounded by the laboratory and reported to two significant figures. For samples collected prior to 10/1/2013, results for PFOA are reported under the following protocol: ND < LOD < NQ < LOQ where ND = Not Detected, NQ = Not Quantifiable, LOD = Limit of Detection, LOQ = Limit of Quantitation; the LOD/LOQ may have varied by instrument and quarter. For samples collected after 10/1/2013, samples are reported to a reporting limit (RL) of 0.0050 ug/L for PFOA. For samples collected after 6/30/2016, each target compound RL is 0.0020 ug/L. J = Analyte present, reported value may not be accurate or precise; UJ = Not detected, reporting limit may not be accurate or precise; B = Not detected substantially above the level reported in the laboratory or field blanks. Samples identified as BED1 were collected after the first carbon bed. Samples identified as BED2 were collected after the second carbon bed and represent the treated water. All other samples collected were prior to Chemours treatment. Samples identified with -D or -DUP are duplicate samples. Starting with the 3Q20 samples, the samples are analyzed by USEPA Method 537.1. Prior to 3Q20, the samples were analyzed by a modified method 537. QREP = Qualification Re-Evaluation Program.

**Table 2. Residential Granular Activated Carbon (GAC) Treatment System  
Results – Chemours Chambers Works, Deepwater, New Jersey**

Field Sample ID	Date	PFOA	PFOS	PFNA	Comments
BED1	8/17/2020	<0.0020	<0.0020	<0.0020	
BED1	6/4/2020	<0.0020	<0.0020	<0.0020	
BED1	1/22/2020	<0.0020	<0.0020	<0.0020	
PT	9/19/2019	0.060	0.0022	0.0069	
BED1	9/19/2019	<0.0020	<0.0020	<0.0020	
BED1	6/7/2019	<0.0020	<0.0020	<0.0020	
BED1-DUP	6/7/2019	<0.0020	<0.0020	<0.0020	
BED1	3/12/2019	<0.0020	<0.0020	<0.0020	
BED1	11/28/2018	<0.0020	<0.0020	<0.0020	
PT	9/13/2018	0.063	0.0024	0.0061	
BED1	9/13/2018	<0.0020	<0.0020	<0.0020	
BED1	6/5/2018	<0.0020	<0.0020	<0.0020	
BED1	3/23/2018	<0.0020	<0.0020	<0.0020	
BED1	12/14/2017	<0.0020	<0.0020	<0.0020	
PT	9/6/2017	0.062	0.0027	0.0059	
BED1	9/6/2017	<0.0020	<0.0020	<0.0020	
	2/27/2017	0.059	0.0027	0.0053	GAC installed 04/03/2017.

Concentrations in ug/L. Concentrations are rounded by the laboratory and reported to two significant figures. For samples collected prior to 10/1/2013, results for PFOA are reported under the following protocol: ND < LOD < NQ < LOQ where ND = Not Detected, NQ = Not Quantifiable, LOD = Limit of Detection, LOQ = Limit of Quantitation; the LOD/LOQ may have varied by instrument and quarter. For samples collected after 10/1/2013, samples are reported to a reporting limit (RL) of 0.0050 ug/L for PFOA. For samples collected after 6/30/2016, each target compound RL is 0.0020 ug/L. J = Analyte present, reported value may not be accurate or precise; UJ = Not detected, reporting limit may not be accurate or precise; B = Not detected substantially above the level reported in the laboratory or field blanks. Samples identified as BED1 were collected after the first carbon bed. Samples identified as BED2 were collected after the second carbon bed and represent the treated water. All other samples collected were prior to Chemours treatment. Samples identified with -D or -DUP are duplicate samples. Starting with the 3Q20 samples, the samples are analyzed by USEPA Method 537.1. Prior to 3Q20, the samples were analyzed by a modified method 537. QREP = Qualification Re-Evaluation Program.



**Table 2. Residential Granular Activated Carbon (GAC) Treatment System  
Results – Chemours Chambers Works, Deepwater, New Jersey**

Field Sample ID	Date	PFOA	PFOS	PFNA	Comments
<b>Location: 155</b>					
BED1	11/28/2022	<0.0020	<0.0020	<0.0020	
PT	9/15/2022	0.030	<0.0020	<0.0020	
BED1	9/15/2022	<0.0020	<0.0020	<0.0020	
BED1	6/1/2022	<0.0020	<0.0020	<0.0020	
BED1	3/8/2022	<0.0020	<0.0020	<0.0020	
BED1	11/22/2021	<0.0020	<0.0020	<0.0020	
PT	9/8/2021	0.022	<0.0020	<0.0020	
BED1	9/8/2021	<0.0020	<0.0020	<0.0020	
BED1	6/24/2021	<0.0020	<0.0020	<0.0020	
BED1	1/28/2021	<0.0020	<0.0020	<0.0020	
BED1-DUP	1/28/2021	<0.0020	<0.0020	<0.0020	
BED1	10/13/2020	<0.0020	<0.0020	<0.0020	
PT	8/11/2020	0.018	<0.0020	<0.0020	Split sampling for method comparison.
PT	8/11/2020	0.018	<0.0020	<0.0020	
BED1	8/11/2020	<0.0020	<0.0020	<0.0020	Split sampling for method comparison.
BED1	8/11/2020	<0.0020	<0.0020	<0.0020	
BED1	6/16/2020	<0.0020	<0.0020	<0.0020	

Concentrations in ug/L. Concentrations are rounded by the laboratory and reported to two significant figures. For samples collected prior to 10/1/2013, results for PFOA are reported under the following protocol: ND < LOD < NQ < LOQ where ND = Not Detected, NQ = Not Quantifiable, LOD = Limit of Detection, LOQ = Limit of Quantitation; the LOD/LOQ may have varied by instrument and quarter. For samples collected after 10/1/2013, samples are reported to a reporting limit (RL) of 0.0050 ug/L for PFOA. For samples collected after 6/30/2016, each target compound RL is 0.0020 ug/L. J = Analyte present, reported value may not be accurate or precise; UJ = Not detected, reporting limit may not be accurate or precise; B = Not detected substantially above the level reported in the laboratory or field blanks. Samples identified as BED1 were collected after the first carbon bed. Samples identified as BED2 were collected after the second carbon bed and represent the treated water. All other samples collected were prior to Chemours treatment. Samples identified with -D or -DUP are duplicate samples. Starting with the 3Q20 samples, the samples are analyzed by USEPA Method 537.1. Prior to 3Q20, the samples were analyzed by a modified method 537. QREP = Qualification Re-Evaluation Program.

**Table 2. Residential Granular Activated Carbon (GAC) Treatment System  
Results – Chemours Chambers Works, Deepwater, New Jersey**

Field Sample ID	Date	PFOA	PFOS	PFNA	Comments
BED1	2/28/2020	<0.0020	<0.0020	<0.0020	
BED1	11/19/2019	<0.0020	<0.0020	<0.0020	
PT	9/13/2019	0.0094	<0.0020	<0.0020	
BED1	9/13/2019	<0.0020	<0.0020	<0.0020	
BED1	5/21/2019	<0.0020	<0.0020	<0.0020	
BED1	2/25/2019	<0.0020	<0.0020	<0.0020	
BED1-DUP	2/25/2019	<0.0020	<0.0020	<0.0020	
BED1	12/3/2018	<0.0020	<0.0020	<0.0020	
BED1-DUP	12/3/2018	<0.0020	<0.0020	<0.0020	
PT	7/16/2018	0.0054	<0.0020	<0.0020	
BED1	7/16/2018	<0.0020	<0.0020	<0.0020	
BED1	4/18/2018	<0.0020	<0.0020	<0.0020	
BED1-DUP	4/18/2018	<0.0020	<0.0020	<0.0020	
	2/27/2017	0.015	<0.0020	<0.0020	GAC installed 02/07/2018.
<b>Location: 161</b>					
BED1	2/28/2022	<0.0020	<0.0020	<0.0020	
BED1	12/2/2021	<0.0020	<0.0020	<0.0020	
BED1-DUP	12/2/2021	<0.0020	<0.0020	<0.0020	

Concentrations in ug/L. Concentrations are rounded by the laboratory and reported to two significant figures. For samples collected prior to 10/1/2013, results for PFOA are reported under the following protocol: ND < LOD < NQ < LOQ where ND = Not Detected, NQ = Not Quantifiable, LOD = Limit of Detection, LOQ = Limit of Quantitation; the LOD/LOQ may have varied by instrument and quarter. For samples collected after 10/1/2013, samples are reported to a reporting limit (RL) of 0.0050 ug/L for PFOA. For samples collected after 6/30/2016, each target compound RL is 0.0020 ug/L. J = Analyte present, reported value may not be accurate or precise; UJ = Not detected, reporting limit may not be accurate or precise; B = Not detected substantially above the level reported in the laboratory or field blanks. Samples identified as BED1 were collected after the first carbon bed. Samples identified as BED2 were collected after the second carbon bed and represent the treated water. All other samples collected were prior to Chemours treatment. Samples identified with -D or -DUP are duplicate samples. Starting with the 3Q20 samples, the samples are analyzed by USEPA Method 537.1. Prior to 3Q20, the samples were analyzed by a modified method 537. QREP = Qualification Re-Evaluation Program.

**Table 2. Residential Granular Activated Carbon (GAC) Treatment System  
Results – Chemours Chambers Works, Deepwater, New Jersey**

Field Sample ID	Date	PFOA	PFOS	PFNA	Comments
PT	8/30/2021	0.085	0.038 J	0.025	
BED1	8/30/2021	<0.0020	<0.0020	<0.0020	
BED1	6/29/2021	<0.0020	<0.0020	<0.0020	
BED1	1/20/2021	<0.0020	<0.0020	<0.0020	
BED1	10/8/2020	<0.0020	<0.0020	<0.0020	
BED1	6/9/2020	<0.0020	<0.0020	<0.0020	
BED1	2/19/2020	<0.0020	<0.0020	<0.0020	
BED1	10/23/2019	<0.0020	<0.0020	<0.0020	
PT	8/21/2019	0.10	0.032	0.025	
BED1	8/21/2019	<0.0020	<0.0020	<0.0020	
BED1	5/9/2019	<0.0020	<0.0020	<0.0020	
BED1	1/29/2019	<0.0020	<0.0020	<0.0020	
BED1	11/5/2018	<0.0020	<0.0020	<0.0020	
PT	7/30/2018	0.077	0.022	0.015	
BED1	7/30/2018	<0.0020	<0.0020	<0.0020	
BED1	5/8/2018	<0.0020	<0.0020	<0.0020	
BED1	2/28/2018	<0.0020	<0.0020	<0.0020	
BED1	12/12/2017	<0.0020	<0.0020	<0.0020	

Concentrations in ug/L. Concentrations are rounded by the laboratory and reported to two significant figures. For samples collected prior to 10/1/2013, results for PFOA are reported under the following protocol: ND < LOD < NQ < LOQ where ND = Not Detected, NQ = Not Quantifiable, LOD = Limit of Detection, LOQ = Limit of Quantitation; the LOD/LOQ may have varied by instrument and quarter. For samples collected after 10/1/2013, samples are reported to a reporting limit (RL) of 0.0050 ug/L for PFOA. For samples collected after 6/30/2016, each target compound RL is 0.0020 ug/L. J = Analyte present, reported value may not be accurate or precise; UJ = Not detected, reporting limit may not be accurate or precise; B = Not detected substantially above the level reported in the laboratory or field blanks. Samples identified as BED1 were collected after the first carbon bed. Samples identified as BED2 were collected after the second carbon bed and represent the treated water. All other samples collected were prior to Chemours treatment. Samples identified with -D or -DUP are duplicate samples. Starting with the 3Q20 samples, the samples are analyzed by USEPA Method 537.1. Prior to 3Q20, the samples were analyzed by a modified method 537. QREP = Qualification Re-Evaluation Program.

**Table 2. Residential Granular Activated Carbon (GAC) Treatment System  
Results – Chemours Chambers Works, Deepwater, New Jersey**

Field Sample ID	Date	PFOA	PFOS	PFNA	Comments
PT	9/20/2017	0.085	0.026	0.019	
BED1	9/20/2017	<0.0020	<0.0020	<0.0020	
BED1-DUP	9/20/2017	<0.0020	<0.0020	<0.0020	
	3/23/2017	0.079	0.022	0.022	GAC installed 05/10/2017.
-DUP	3/23/2017	0.079	0.022	0.022	GAC installed 05/10/2017.
<b>Location: 162</b>					
BED1	12/14/2022	<0.0020	<0.0020	<0.0020	
PT	9/1/2022	0.086	0.0044	0.013	
BED1	9/1/2022	<0.0020	<0.0020	<0.0020	
BED1	5/12/2022	<0.0020	<0.0020	<0.0020	
BED1-DUP	5/12/2022	<0.0020	<0.0020	<0.0020	
BED1	2/9/2022	<0.0020	<0.0020	<0.0020	
BED1-DUP	2/9/2022	<0.0020	<0.0020	<0.0020	
BED1	11/11/2021	<0.0020	<0.0020	<0.0020	Carbon Changeout 10/21/2021 - 5yr.
PT	8/16/2021	0.062	0.0048 J	0.011	
BED1	8/16/2021	<0.0020	<0.0020	<0.0020	
BED1	5/4/2021	<0.0020	<0.0020	<0.0020	
BED1	2/9/2021	<0.0020	<0.0020	<0.0020	

Concentrations in ug/L. Concentrations are rounded by the laboratory and reported to two significant figures. For samples collected prior to 10/1/2013, results for PFOA are reported under the following protocol: ND < LOD < NQ < LOQ where ND = Not Detected, NQ = Not Quantifiable, LOD = Limit of Detection, LOQ = Limit of Quantitation; the LOD/LOQ may have varied by instrument and quarter. For samples collected after 10/1/2013, samples are reported to a reporting limit (RL) of 0.0050 ug/L for PFOA. For samples collected after 6/30/2016, each target compound RL is 0.0020 ug/L. J = Analyte present, reported value may not be accurate or precise; UJ = Not detected, reporting limit may not be accurate or precise; B = Not detected substantially above the level reported in the laboratory or field blanks. Samples identified as BED1 were collected after the first carbon bed. Samples identified as BED2 were collected after the second carbon bed and represent the treated water. All other samples collected were prior to Chemours treatment. Samples identified with -D or -DUP are duplicate samples. Starting with the 3Q20 samples, the samples are analyzed by USEPA Method 537.1. Prior to 3Q20, the samples were analyzed by a modified method 537. QREP = Qualification Re-Evaluation Program.

**Table 2. Residential Granular Activated Carbon (GAC) Treatment System  
Results – Chemours Chambers Works, Deepwater, New Jersey**

Field Sample ID	Date	PFOA	PFOS	PFNA	Comments
BED1	11/3/2020	<0.0020	<0.0020	<0.0020	
PT	9/2/2020	0.059 J	0.0065 J	0.0082 J	
BED1	9/2/2020	<0.0020	<0.0020	<0.0020	
BED1-DUP	9/2/2020	<0.0020	<0.0020	<0.0020	
BED1	6/12/2020	<0.0020	<0.0020	<0.0020	
BED1	2/20/2020	<0.0020	<0.0020	<0.0020	
BED1	11/13/2019	<0.0020	<0.0020	<0.0020	
PT	9/11/2019	0.051	0.0053	0.0043	
BED1	9/11/2019	<0.0020	<0.0020	<0.0020	
BED1-DUP	9/11/2019	<0.0020	<0.0020	<0.0020	
BED1	5/15/2019	<0.0020	<0.0020	<0.0020	
BED1	3/26/2019	<0.0020	<0.0020	<0.0020	
BED1	11/27/2018	<0.0020	<0.0020	<0.0020	
PT	8/2/2018	0.047	0.0036	0.0028	
BED1	8/2/2018	<0.0020	<0.0020	<0.0020	
BED1	4/25/2018	<0.0020	<0.0020	<0.0020	
BED1	2/21/2018	<0.0020 UJ	<0.0020 UJ	<0.0020 UJ	
BED1	12/11/2017	0.0022	<0.0020	<0.0020	

Concentrations in ug/L. Concentrations are rounded by the laboratory and reported to two significant figures. For samples collected prior to 10/1/2013, results for PFOA are reported under the following protocol: ND < LOD < NQ < LOQ where ND = Not Detected, NQ = Not Quantifiable, LOD = Limit of Detection, LOQ = Limit of Quantitation; the LOD/LOQ may have varied by instrument and quarter. For samples collected after 10/1/2013, samples are reported to a reporting limit (RL) of 0.0050 ug/L for PFOA. For samples collected after 6/30/2016, each target compound RL is 0.0020 ug/L. J = Analyte present, reported value may not be accurate or precise; UJ = Not detected, reporting limit may not be accurate or precise; B = Not detected substantially above the level reported in the laboratory or field blanks. Samples identified as BED1 were collected after the first carbon bed. Samples identified as BED2 were collected after the second carbon bed and represent the treated water. All other samples collected were prior to Chemours treatment. Samples identified with -D or -DUP are duplicate samples. Starting with the 3Q20 samples, the samples are analyzed by USEPA Method 537.1. Prior to 3Q20, the samples were analyzed by a modified method 537. QREP = Qualification Re-Evaluation Program.

**Table 2. Residential Granular Activated Carbon (GAC) Treatment System  
Results – Chemours Chambers Works, Deepwater, New Jersey**

Field Sample ID	Date	PFOA	PFOS	PFNA	Comments
BED2	12/11/2017	<0.0020	<0.0020	<0.0020	
PT	9/27/2017	0.075	0.0033	0.0045	B
BED1	9/27/2017	<0.0020	<0.0020	<0.0020	
	3/28/2017	0.065	0.0044	0.0035	GAC installed 05/11/2017.
<b>Location: 164</b>					
BED1	12/13/2022	<0.0020 UJ	<0.0020 UJ	<0.0020 UJ	Carbon Changeout 12/13/2022 - 5yr.
PT	9/13/2022	0.078	<0.0020	0.0055	
BED1	9/13/2022	<0.0020	<0.0020	<0.0020	
BED1	6/8/2022	0.0028	<0.0020	<0.0020	
BED2	6/8/2022	<0.0020	<0.0020	<0.0020	
BED1	3/1/2022	<0.0020	<0.0020	<0.0020	
BED1	11/23/2021	0.0026	<0.0020	<0.0020	
BED2	11/23/2021	<0.0020	<0.0020	<0.0020	
PT	9/17/2021	0.067	<0.0020	0.0043	
BED1	9/17/2021	<0.0020	<0.0020	<0.0020	
BED1	6/22/2021	<0.0020	<0.0020	<0.0020	
BED1	3/23/2021	<0.0020	<0.0020	<0.0020	
BED1	10/21/2020	<0.0020	<0.0020	<0.0020	

Concentrations in ug/L. Concentrations are rounded by the laboratory and reported to two significant figures. For samples collected prior to 10/1/2013, results for PFOA are reported under the following protocol: ND < LOD < NQ < LOQ where ND = Not Detected, NQ = Not Quantifiable, LOD = Limit of Detection, LOQ = Limit of Quantitation; the LOD/LOQ may have varied by instrument and quarter. For samples collected after 10/1/2013, samples are reported to a reporting limit (RL) of 0.0050 ug/L for PFOA. For samples collected after 6/30/2016, each target compound RL is 0.0020 ug/L. J = Analyte present, reported value may not be accurate or precise; UJ = Not detected, reporting limit may not be accurate or precise; B = Not detected substantially above the level reported in the laboratory or field blanks. Samples identified as BED1 were collected after the first carbon bed. Samples identified as BED2 were collected after the second carbon bed and represent the treated water. All other samples collected were prior to Chemours treatment. Samples identified with -D or -DUP are duplicate samples. Starting with the 3Q20 samples, the samples are analyzed by USEPA Method 537.1. Prior to 3Q20, the samples were analyzed by a modified method 537. QREP = Qualification Re-Evaluation Program.

**Table 2. Residential Granular Activated Carbon (GAC) Treatment System  
Results – Chemours Chambers Works, Deepwater, New Jersey**

Field Sample ID	Date	PFOA	PFOS	PFNA	Comments
BED1-DUP	10/21/2020	<0.0020	<0.0020	<0.0020	
PT	8/19/2020	<0.0020	<0.0020	<0.0020	
BED1	8/19/2020	<0.0020	<0.0020	<0.0020	
BED1	6/11/2020	<0.0020	<0.0020	<0.0020	
BED1	2/17/2020	<0.0020	<0.0020	<0.0020	
BED1	11/11/2019	<0.0020	<0.0020	<0.0020	
PT	9/6/2019	0.079	<0.0020	0.0027	
BED1	9/6/2019	<0.0020	<0.0020	<0.0020	
BED1	5/30/2019	<0.0020	<0.0020	<0.0020	
BED1	3/27/2019	<0.0020	<0.0020	<0.0020	
BED1-DUP	3/27/2019	<0.0020	<0.0020	<0.0020	
BED1	11/12/2018	<0.0020	<0.0020	<0.0020	
BED1-DUP	11/12/2018	<0.0020	<0.0020	<0.0020	
PT	8/16/2018	0.073	<0.0020	0.0022	
BED1	8/16/2018	<0.0020	<0.0020	<0.0020	
BED1-DUP	8/16/2018	<0.0020	<0.0020	<0.0020	
BED1	5/16/2018	<0.0020	<0.0020	<0.0020	
BED1-DUP	5/16/2018	<0.0020	<0.0020	<0.0020	

Concentrations in ug/L. Concentrations are rounded by the laboratory and reported to two significant figures. For samples collected prior to 10/1/2013, results for PFOA are reported under the following protocol: ND < LOD < NQ < LOQ where ND = Not Detected, NQ = Not Quantifiable, LOD = Limit of Detection, LOQ = Limit of Quantitation; the LOD/LOQ may have varied by instrument and quarter. For samples collected after 10/1/2013, samples are reported to a reporting limit (RL) of 0.0050 ug/L for PFOA. For samples collected after 6/30/2016, each target compound RL is 0.0020 ug/L. J = Analyte present, reported value may not be accurate or precise; UJ = Not detected, reporting limit may not be accurate or precise; B = Not detected substantially above the level reported in the laboratory or field blanks. Samples identified as BED1 were collected after the first carbon bed. Samples identified as BED2 were collected after the second carbon bed and represent the treated water. All other samples collected were prior to Chemours treatment. Samples identified with -D or -DUP are duplicate samples. Starting with the 3Q20 samples, the samples are analyzed by USEPA Method 537.1. Prior to 3Q20, the samples were analyzed by a modified method 537. QREP = Qualification Re-Evaluation Program.

**Table 2. Residential Granular Activated Carbon (GAC) Treatment System  
Results – Chemours Chambers Works, Deepwater, New Jersey**

Field Sample ID	Date	PFOA	PFOS	PFNA	Comments
BED1	3/22/2018	<0.0020	<0.0020	<0.0020	
BED1-DUP	3/22/2018	<0.0020	<0.0020	<0.0020	
BED1	12/22/2017	<0.0020	<0.0020	<0.0020	Carbon Changeout 11/02/2017 - Fe.
BED1-DUP	12/22/2017	<0.0020	<0.0020	<0.0020	Carbon Changeout 11/02/2017 - Fe.
	4/11/2017	0.068	<0.0020	<0.0020	GAC installed 08/03/2017.
<b>Location: 168</b>					
BED1	11/1/2022	<0.0020	<0.0020	<0.0020	
PT	7/27/2022	0.063	0.0043	0.0095	
BED1	7/27/2022	<0.0020	<0.0020	<0.0020	
	2/28/2022	0.064	0.0044	0.011	GAC installed 04/20/2022.
	5/17/2017	0.1 J	0.0071 J	0.0053 J	Declined treatment offer.
<b>Location: 169</b>					
BED1	11/29/2022	<0.0020	<0.0020	<0.0020	
PT	9/1/2022	0.11	0.058	0.015	Carbon Changeout 08/31/2022 - 5yr.
BED1	9/1/2022	<0.0020 UJ	<0.0020 UJ	<0.0020 UJ	Carbon Changeout 08/31/2022 - 5yr.
BED1	5/16/2022	<0.0020	<0.0020	<0.0020	
BED1	2/17/2022	<0.0020	<0.0020	<0.0020	
BED1	11/8/2021	<0.0020	<0.0020	<0.0020	

Concentrations in ug/L. Concentrations are rounded by the laboratory and reported to two significant figures. For samples collected prior to 10/1/2013, results for PFOA are reported under the following protocol: ND < LOD < NQ < LOQ where ND = Not Detected, NQ = Not Quantifiable, LOD = Limit of Detection, LOQ = Limit of Quantitation; the LOD/LOQ may have varied by instrument and quarter. For samples collected after 10/1/2013, samples are reported to a reporting limit (RL) of 0.0050 ug/L for PFOA. For samples collected after 6/30/2016, each target compound RL is 0.0020 ug/L. J = Analyte present, reported value may not be accurate or precise; UJ = Not detected, reporting limit may not be accurate or precise; B = Not detected substantially above the level reported in the laboratory or field blanks. Samples identified as BED1 were collected after the first carbon bed. Samples identified as BED2 were collected after the second carbon bed and represent the treated water. All other samples collected were prior to Chemours treatment. Samples identified with -D or -DUP are duplicate samples. Starting with the 3Q20 samples, the samples are analyzed by USEPA Method 537.1. Prior to 3Q20, the samples were analyzed by a modified method 537. QREP = Qualification Re-Evaluation Program.



**Table 2. Residential Granular Activated Carbon (GAC) Treatment System  
Results – Chemours Chambers Works, Deepwater, New Jersey**

Field Sample ID	Date	PFOA	PFOS	PFNA	Comments
PT	8/23/2021	0.10	0.11	0.019	
BED1	8/23/2021	<0.0020	<0.0020	<0.0020	
BED1	6/15/2021	<0.0020	<0.0020	<0.0020	
BED1	3/15/2021	<0.0020	<0.0020	<0.0020	
BED1-DUP	3/15/2021	<0.0020	<0.0020	<0.0020	
BED1	10/29/2020	<0.0020	<0.0020	<0.0020	
PT	8/31/2020	0.14	0.044	0.016	
BED1	8/31/2020	<0.0020	<0.0020	<0.0020	
BED1	6/18/2020	<0.0020	<0.0020	<0.0020	
BED1	2/26/2020	<0.0020	<0.0020	<0.0020	
BED1	11/25/2019	<0.0020	<0.0020	<0.0020	
PT	8/29/2019	0.12	0.059	0.014	
BED1	8/29/2019	<0.0020	<0.0020	<0.0020	
BED1	5/29/2019	<0.0020	<0.0020	<0.0020	
BED1-DUP	5/29/2019	<0.0020	<0.0020	<0.0020	
BED1	3/13/2019	<0.0020	<0.0020	<0.0020	
BED1	11/12/2018	<0.0020	<0.0020	<0.0020	
PT	8/15/2018	0.079	0.092	0.016	

Concentrations in ug/L. Concentrations are rounded by the laboratory and reported to two significant figures. For samples collected prior to 10/1/2013, results for PFOA are reported under the following protocol: ND < LOD < NQ < LOQ where ND = Not Detected, NQ = Not Quantifiable, LOD = Limit of Detection, LOQ = Limit of Quantitation; the LOD/LOQ may have varied by instrument and quarter. For samples collected after 10/1/2013, samples are reported to a reporting limit (RL) of 0.0050 ug/L for PFOA. For samples collected after 6/30/2016, each target compound RL is 0.0020 ug/L. J = Analyte present, reported value may not be accurate or precise; UJ = Not detected, reporting limit may not be accurate or precise; B = Not detected substantially above the level reported in the laboratory or field blanks. Samples identified as BED1 were collected after the first carbon bed. Samples identified as BED2 were collected after the second carbon bed and represent the treated water. All other samples collected were prior to Chemours treatment. Samples identified with -D or -DUP are duplicate samples. Starting with the 3Q20 samples, the samples are analyzed by USEPA Method 537.1. Prior to 3Q20, the samples were analyzed by a modified method 537. QREP = Qualification Re-Evaluation Program.

**Table 2. Residential Granular Activated Carbon (GAC) Treatment System  
Results – Chemours Chambers Works, Deepwater, New Jersey**

Field Sample ID	Date	PFOA	PFOS	PFNA	Comments
BED1	8/15/2018	<0.0020	<0.0020	<0.0020	
BED1	5/9/2018	<0.0020	<0.0020	<0.0020	
BED1	2/28/2018	<0.0020	<0.0020	<0.0020	
BED1	12/12/2017	<0.0020	<0.0020	<0.0020	Carbon Changeout 08/23/2017 - Fe.
	5/17/2017	0.085 J	0.055 J	0.011 J	GAC installed 07/06/2017.
<b>Location: 170</b>					
BED1	11/7/2022	<0.0020	<0.0020	<0.0020	
PT	8/30/2022	0.036	0.0029	0.0067	Carbon Changeout 08/30/2022 - 5yr.
BED1	8/30/2022	<0.0020	<0.0020	<0.0020	Carbon Changeout 08/30/2022 - 5yr.
BED1	5/12/2022	<0.0020	<0.0020	<0.0020	
BED1	2/10/2022	<0.0020 UJ	<0.0020 UJ	<0.0020 UJ	
BED1	10/27/2021	<0.0020	<0.0020	<0.0020	
BED1-DUP	10/27/2021	<0.0020	<0.0020	<0.0020	
PT	8/17/2021	0.070	0.0061	0.012	
BED1	8/17/2021	<0.0020	<0.0020	<0.0020	
BED1	5/21/2021	<0.0020	<0.0020	<0.0020	
BED1	2/24/2021	<0.0020	<0.0020	<0.0020	
BED1	10/28/2020	<0.0020	<0.0020	<0.0020	

Concentrations in ug/L. Concentrations are rounded by the laboratory and reported to two significant figures. For samples collected prior to 10/1/2013, results for PFOA are reported under the following protocol: ND < LOD < NQ < LOQ where ND = Not Detected, NQ = Not Quantifiable, LOD = Limit of Detection, LOQ = Limit of Quantitation; the LOD/LOQ may have varied by instrument and quarter. For samples collected after 10/1/2013, samples are reported to a reporting limit (RL) of 0.0050 ug/L for PFOA. For samples collected after 6/30/2016, each target compound RL is 0.0020 ug/L. J = Analyte present, reported value may not be accurate or precise; UJ = Not detected, reporting limit may not be accurate or precise; B = Not detected substantially above the level reported in the laboratory or field blanks. Samples identified as BED1 were collected after the first carbon bed. Samples identified as BED2 were collected after the second carbon bed and represent the treated water. All other samples collected were prior to Chemours treatment. Samples identified with -D or -DUP are duplicate samples. Starting with the 3Q20 samples, the samples are analyzed by USEPA Method 537.1. Prior to 3Q20, the samples were analyzed by a modified method 537. QREP = Qualification Re-Evaluation Program.

**Table 2. Residential Granular Activated Carbon (GAC) Treatment System  
Results – Chemours Chambers Works, Deepwater, New Jersey**

Field Sample ID	Date	PFOA	PFOS	PFNA	Comments
BED1-DUP	10/28/2020	<0.0020	<0.0020	<0.0020	
PT	8/25/2020	0.043	0.0023	0.0038	
BED1	8/25/2020	<0.0020	<0.0020	<0.0020	
BED1	6/18/2020	<0.0020	<0.0020	<0.0020	
BED1	2/27/2020	<0.0020	<0.0020	<0.0020	
BED1	11/22/2019	<0.0020	<0.0020	<0.0020	
PT	8/21/2019	0.064	0.0049	0.0067	
BED1	8/21/2019	<0.0020	<0.0020	<0.0020	
BED1	5/8/2019	<0.0020	<0.0020	<0.0020	
BED1-DUP	5/8/2019	<0.0020	<0.0020	<0.0020	
BED1	3/11/2019	<0.0020	<0.0020	<0.0020	
BED1	11/27/2018	<0.0020	<0.0020	<0.0020	
PT	8/21/2018	0.066	0.0046	0.0069	
BED1	8/21/2018	<0.0020	<0.0020	<0.0020	
BED1	5/31/2018	<0.0020	<0.0020	<0.0020	
BED1	3/16/2018	<0.0020	<0.0020	<0.0020	
BED1	12/14/2017	<0.0020	<0.0020	<0.0020	
	5/17/2017	0.063 J	0.0047 J	0.0048 J	GAC installed 07/05/2017.

Concentrations in ug/L. Concentrations are rounded by the laboratory and reported to two significant figures. For samples collected prior to 10/1/2013, results for PFOA are reported under the following protocol: ND < LOD < NQ < LOQ where ND = Not Detected, NQ = Not Quantifiable, LOD = Limit of Detection, LOQ = Limit of Quantitation; the LOD/LOQ may have varied by instrument and quarter. For samples collected after 10/1/2013, samples are reported to a reporting limit (RL) of 0.0050 ug/L for PFOA. For samples collected after 6/30/2016, each target compound RL is 0.0020 ug/L. J = Analyte present, reported value may not be accurate or precise; UJ = Not detected, reporting limit may not be accurate or precise; B = Not detected substantially above the level reported in the laboratory or field blanks. Samples identified as BED1 were collected after the first carbon bed. Samples identified as BED2 were collected after the second carbon bed and represent the treated water. All other samples collected were prior to Chemours treatment. Samples identified with -D or -DUP are duplicate samples. Starting with the 3Q20 samples, the samples are analyzed by USEPA Method 537.1. Prior to 3Q20, the samples were analyzed by a modified method 537. QREP = Qualification Re-Evaluation Program.

**Table 2. Residential Granular Activated Carbon (GAC) Treatment System  
Results – Chemours Chambers Works, Deepwater, New Jersey**

Field Sample ID	Date	PFOA	PFOS	PFNA	Comments
<b>Location: 171</b>					
BED1	11/29/2022	<0.0020	<0.0020	<0.0020	
PT	9/21/2022	0.17	0.0057	0.0082	
BED1	9/21/2022	<0.0020	<0.0020	<0.0020	
BED1	5/24/2022	<0.0020	<0.0020	<0.0020	
BED1	2/28/2022	<0.0020	<0.0020	<0.0020	
BED1	12/2/2021	<0.0020	<0.0020	<0.0020	
PT	9/7/2021	0.18	0.0029	0.0054	
BED1	9/7/2021	<0.0020	<0.0020	<0.0020	
BED1-DUP	9/7/2021	<0.0020	<0.0020	<0.0020	
BED1	6/28/2021	<0.0020	<0.0020	<0.0020	
BED1	2/16/2021	<0.0020	<0.0020	<0.0020	
BED1	12/8/2020	<0.0020	<0.0020	<0.0020	
PT	8/12/2020	0.29	0.0070	0.0085	
BED1	8/12/2020	<0.0020	<0.0020	<0.0020	
BED1	6/10/2020	<0.0020	<0.0020	<0.0020	
BED1	3/2/2020	<0.0020	<0.0020	<0.0020	
BED1-DUP	3/2/2020	<0.0020	<0.0020	<0.0020	

Concentrations in ug/L. Concentrations are rounded by the laboratory and reported to two significant figures. For samples collected prior to 10/1/2013, results for PFOA are reported under the following protocol: ND < LOD < NQ < LOQ where ND = Not Detected, NQ = Not Quantifiable, LOD = Limit of Detection, LOQ = Limit of Quantitation; the LOD/LOQ may have varied by instrument and quarter. For samples collected after 10/1/2013, samples are reported to a reporting limit (RL) of 0.0050 ug/L for PFOA. For samples collected after 6/30/2016, each target compound RL is 0.0020 ug/L. J = Analyte present, reported value may not be accurate or precise; UJ = Not detected, reporting limit may not be accurate or precise; B = Not detected substantially above the level reported in the laboratory or field blanks. Samples identified as BED1 were collected after the first carbon bed. Samples identified as BED2 were collected after the second carbon bed and represent the treated water. All other samples collected were prior to Chemours treatment. Samples identified with -D or -DUP are duplicate samples. Starting with the 3Q20 samples, the samples are analyzed by USEPA Method 537.1. Prior to 3Q20, the samples were analyzed by a modified method 537. QREP = Qualification Re-Evaluation Program.

**Table 2. Residential Granular Activated Carbon (GAC) Treatment System  
Results – Chemours Chambers Works, Deepwater, New Jersey**

Field Sample ID	Date	PFOA	PFOS	PFNA	Comments
BED1	12/5/2019	<0.0020	<0.0020	<0.0020	
PT	9/3/2019	0.13	<0.0020	0.002	
BED1	9/3/2019	<0.0020	<0.0020	<0.0020	
BED1	6/25/2019	<0.0020	<0.0020	<0.0020	
BED1	2/19/2019	<0.0020	<0.0020	<0.0020	
BED1	11/28/2018	<0.0020	<0.0020	<0.0020	
PT	9/18/2018	0.082	0.0022	0.0028	
BED1	9/18/2018	<0.0020	<0.0020	<0.0020	
BED1	5/11/2018	<0.0020	<0.0020	<0.0020	
BED2	5/11/2018	<0.0020	<0.0020	<0.0020	
BED1	3/22/2018	<0.0020	<0.0020	<0.0020	
BED1	12/5/2017	<0.0020	<0.0020	<0.0020	
	5/17/2017	0.12 J	0.032 J	0.0027 J	GAC installed 07/31/2017.
<b>Location: 172</b>					
BED1	12/14/2022	<0.0020 UJ	<0.0020 UJ	<0.0020 UJ	Carbon Changeout 12/14/2022 - 5yr.
PT	8/2/2022	0.059 J	0.0025 J	0.0042 J	
BED1	8/2/2022	<0.0020 UJ	<0.0020 UJ	<0.0020 UJ	
BED1	4/26/2022	<0.0020	<0.0020	<0.0020	

Concentrations in ug/L. Concentrations are rounded by the laboratory and reported to two significant figures. For samples collected prior to 10/1/2013, results for PFOA are reported under the following protocol: ND < LOD < NQ < LOQ where ND = Not Detected, NQ = Not Quantifiable, LOD = Limit of Detection, LOQ = Limit of Quantitation; the LOD/LOQ may have varied by instrument and quarter. For samples collected after 10/1/2013, samples are reported to a reporting limit (RL) of 0.0050 ug/L for PFOA. For samples collected after 6/30/2016, each target compound RL is 0.0020 ug/L. J = Analyte present, reported value may not be accurate or precise; UJ = Not detected, reporting limit may not be accurate or precise; B = Not detected substantially above the level reported in the laboratory or field blanks. Samples identified as BED1 were collected after the first carbon bed. Samples identified as BED2 were collected after the second carbon bed and represent the treated water. All other samples collected were prior to Chemours treatment. Samples identified with -D or -DUP are duplicate samples. Starting with the 3Q20 samples, the samples are analyzed by USEPA Method 537.1. Prior to 3Q20, the samples were analyzed by a modified method 537. QREP = Qualification Re-Evaluation Program.

**Table 2. Residential Granular Activated Carbon (GAC) Treatment System  
Results – Chemours Chambers Works, Deepwater, New Jersey**

Field Sample ID	Date	PFOA	PFOS	PFNA	Comments
BED1	2/1/2022	<0.0020	<0.0020	<0.0020	
BED1-DUP	2/1/2022	<0.0020	<0.0020	<0.0020	
BED1	11/10/2021	<0.0020	<0.0020	<0.0020	
PT	8/30/2021	0.080	0.0024 J	0.0075	
BED1	8/30/2021	<0.0020	<0.0020	<0.0020	
BED1	6/15/2021	<0.0020	<0.0020	<0.0020	
BED1	1/22/2021	<0.0020	<0.0020	<0.0020	
BED1	10/20/2020	<0.0020	<0.0020	<0.0020	
PT	8/19/2020	0.064	0.0023	0.0036	
BED1	8/19/2020	<0.0020 UJ	<0.0020 UJ	<0.0020 UJ	
BED1-DUP	8/19/2020	<0.0020	<0.0020	<0.0020	
BED1	6/11/2020	<0.0020	<0.0020	<0.0020	
BED1	2/26/2020	<0.0020	<0.0020	<0.0020	
BED1	11/20/2019	<0.0020	<0.0020	<0.0020	
PT	9/19/2019	0.063	0.0021	0.0028	
BED1	9/19/2019	<0.0020	<0.0020	<0.0020	
BED1	4/23/2019	<0.0020	<0.0020	<0.0020	
BED1	2/6/2019	<0.0020	<0.0020	<0.0020	

Concentrations in ug/L. Concentrations are rounded by the laboratory and reported to two significant figures. For samples collected prior to 10/1/2013, results for PFOA are reported under the following protocol: ND < LOD < NQ < LOQ where ND = Not Detected, NQ = Not Quantifiable, LOD = Limit of Detection, LOQ = Limit of Quantitation; the LOD/LOQ may have varied by instrument and quarter. For samples collected after 10/1/2013, samples are reported to a reporting limit (RL) of 0.0050 ug/L for PFOA. For samples collected after 6/30/2016, each target compound RL is 0.0020 ug/L. J = Analyte present, reported value may not be accurate or precise; UJ = Not detected, reporting limit may not be accurate or precise; B = Not detected substantially above the level reported in the laboratory or field blanks. Samples identified as BED1 were collected after the first carbon bed. Samples identified as BED2 were collected after the second carbon bed and represent the treated water. All other samples collected were prior to Chemours treatment. Samples identified with -D or -DUP are duplicate samples. Starting with the 3Q20 samples, the samples are analyzed by USEPA Method 537.1. Prior to 3Q20, the samples were analyzed by a modified method 537. QREP = Qualification Re-Evaluation Program.

**Table 2. Residential Granular Activated Carbon (GAC) Treatment System  
Results – Chemours Chambers Works, Deepwater, New Jersey**

Field Sample ID	Date	PFOA	PFOS	PFNA	Comments
BED1	11/9/2018	<0.0020	<0.0020	<0.0020	
PT	8/13/2018	0.041	<0.0020	0.0021	
BED1	8/13/2018	<0.0020	<0.0020	<0.0020	
BED1	5/16/2018	<0.0020	<0.0020	<0.0020	
BED1	3/13/2018	<0.0020	<0.0020	<0.0020	
BED1	12/12/2017	<0.0020	<0.0020	<0.0020	Carbon Changeout 11/02/2017 - Fe.
-DUP	5/18/2017	0.059 B	0.0097 B	0.003 B	GAC installed 09/12/2017.
	5/18/2017	0.058 B	0.019 B	0.0031 B	GAC installed 09/12/2017.
<b>Location: 175</b>					
PT	9/13/2022	0.068	0.032	0.010	
BED1	9/13/2022	<0.0020	<0.0020	<0.0020	
BED1	6/20/2022	<0.0020	<0.0020	<0.0020	
BED1	3/23/2022	<0.0020	<0.0020	<0.0020	
BED1-DUP	3/23/2022	<0.0020	<0.0020	<0.0020	
BED1	12/13/2021	<0.0020	<0.0020	<0.0020	
BED1-DUP	12/13/2021	<0.0020	<0.0020	<0.0020	
PT	9/13/2021	0.043	0.020	0.0060	
BED1	9/13/2021	<0.0020	<0.0020	<0.0020	

Concentrations in ug/L. Concentrations are rounded by the laboratory and reported to two significant figures. For samples collected prior to 10/1/2013, results for PFOA are reported under the following protocol: ND < LOD < NQ < LOQ where ND = Not Detected, NQ = Not Quantifiable, LOD = Limit of Detection, LOQ = Limit of Quantitation; the LOD/LOQ may have varied by instrument and quarter. For samples collected after 10/1/2013, samples are reported to a reporting limit (RL) of 0.0050 ug/L for PFOA. For samples collected after 6/30/2016, each target compound RL is 0.0020 ug/L. J = Analyte present, reported value may not be accurate or precise; UJ = Not detected, reporting limit may not be accurate or precise; B = Not detected substantially above the level reported in the laboratory or field blanks. Samples identified as BED1 were collected after the first carbon bed. Samples identified as BED2 were collected after the second carbon bed and represent the treated water. All other samples collected were prior to Chemours treatment. Samples identified with -D or -DUP are duplicate samples. Starting with the 3Q20 samples, the samples are analyzed by USEPA Method 537.1. Prior to 3Q20, the samples were analyzed by a modified method 537. QREP = Qualification Re-Evaluation Program.

**Table 2. Residential Granular Activated Carbon (GAC) Treatment System  
Results – Chemours Chambers Works, Deepwater, New Jersey**

Field Sample ID	Date	PFOA	PFOS	PFNA	Comments
BED1	6/14/2021	<0.0020	<0.0020	<0.0020	
BED1	3/11/2021	<0.0020	<0.0020	<0.0020	
BED1	11/17/2020	<0.0020	<0.0020	<0.0020	
PT	9/21/2020	0.062	0.029	0.0069	
BED1	9/21/2020	<0.0020	<0.0020	<0.0020	
BED1	6/25/2020	<0.0020	<0.0020	<0.0020	
BED1	2/18/2020	<0.0020	<0.0020	<0.0020	
BED1	11/12/2019	<0.0020	<0.0020	<0.0020	
PT	8/23/2019	0.061	0.026	0.0086	
BED1	8/23/2019	<0.0020	<0.0020	<0.0020	
BED1	5/6/2019	<0.0020	<0.0020	<0.0020	
BED1	2/25/2019	<0.0020	<0.0020	<0.0020	
BED1	11/13/2018	<0.0020	<0.0020	<0.0020	
PT	8/28/2018	0.065	0.041	0.0070	
BED1	8/28/2018	<0.0020	<0.0020	<0.0020	
BED1	5/21/2018	<0.0020	<0.0020	<0.0020	
BED1	2/22/2018	<0.0020	<0.0020	<0.0020	
BED1	12/5/2017	<0.0020	<0.0020	<0.0020	

Concentrations in ug/L. Concentrations are rounded by the laboratory and reported to two significant figures. For samples collected prior to 10/1/2013, results for PFOA are reported under the following protocol: ND < LOD < NQ < LOQ where ND = Not Detected, NQ = Not Quantifiable, LOD = Limit of Detection, LOQ = Limit of Quantitation; the LOD/LOQ may have varied by instrument and quarter. For samples collected after 10/1/2013, samples are reported to a reporting limit (RL) of 0.0050 ug/L for PFOA. For samples collected after 6/30/2016, each target compound RL is 0.0020 ug/L. J = Analyte present, reported value may not be accurate or precise; UJ = Not detected, reporting limit may not be accurate or precise; B = Not detected substantially above the level reported in the laboratory or field blanks. Samples identified as BED1 were collected after the first carbon bed. Samples identified as BED2 were collected after the second carbon bed and represent the treated water. All other samples collected were prior to Chemours treatment. Samples identified with -D or -DUP are duplicate samples. Starting with the 3Q20 samples, the samples are analyzed by USEPA Method 537.1. Prior to 3Q20, the samples were analyzed by a modified method 537. QREP = Qualification Re-Evaluation Program.



**Table 2. Residential Granular Activated Carbon (GAC) Treatment System  
Results – Chemours Chambers Works, Deepwater, New Jersey**

Field Sample ID	Date	PFOA	PFOS	PFNA	Comments
	5/30/2017	0.064	0.045	0.0071	GAC installed 08/01/2017.
<b>Location: 183</b>					
BED1	12/8/2022	<0.0020	<0.0020	<0.0020	
PT	9/14/2022	0.0022	<0.0020	<0.0020	
BED1	9/14/2022	<0.0020	<0.0020	<0.0020	
BED1	6/2/2022	<0.0020	<0.0020	<0.0020	Carbon Changeout 03/02/2022 - 5yr.
BED1	2/23/2022	0.048	0.021	0.013	
BED2	2/23/2022	<0.0020	<0.0020	<0.0020	
BED1	12/1/2021	<0.0020	<0.0020	<0.0020	
PT	9/7/2021	0.050	0.017	0.015	
BED1	9/7/2021	0.047	0.015	0.013	
BED2	9/7/2021	<0.0020	<0.0020	<0.0020	
BED1	5/4/2021	0.045	0.017	0.013	
BED1-DUP	5/4/2021	0.052	0.020	0.015	
BED2	5/4/2021	<0.0020	<0.0020	<0.0020	
BED1	1/21/2021	0.055	0.021	0.020	
BED2	1/21/2021	<0.0020	<0.0020	<0.0020	
BED1	10/14/2020	0.061	0.020	0.019	

Concentrations in ug/L. Concentrations are rounded by the laboratory and reported to two significant figures. For samples collected prior to 10/1/2013, results for PFOA are reported under the following protocol: ND < LOD < NQ < LOQ where ND = Not Detected, NQ = Not Quantifiable, LOD = Limit of Detection, LOQ = Limit of Quantitation; the LOD/LOQ may have varied by instrument and quarter. For samples collected after 10/1/2013, samples are reported to a reporting limit (RL) of 0.0050 ug/L for PFOA. For samples collected after 6/30/2016, each target compound RL is 0.0020 ug/L. J = Analyte present, reported value may not be accurate or precise; UJ = Not detected, reporting limit may not be accurate or precise; B = Not detected substantially above the level reported in the laboratory or field blanks. Samples identified as BED1 were collected after the first carbon bed. Samples identified as BED2 were collected after the second carbon bed and represent the treated water. All other samples collected were prior to Chemours treatment. Samples identified with -D or -DUP are duplicate samples. Starting with the 3Q20 samples, the samples are analyzed by USEPA Method 537.1. Prior to 3Q20, the samples were analyzed by a modified method 537. QREP = Qualification Re-Evaluation Program.

**Table 2. Residential Granular Activated Carbon (GAC) Treatment System  
Results – Chemours Chambers Works, Deepwater, New Jersey**

Field Sample ID	Date	PFOA	PFOS	PFNA	Comments
BED2	10/14/2020	<0.0020	<0.0020	<0.0020	
PT	8/12/2020	0.059	0.017	0.016	
PT	8/12/2020	0.056	0.017	0.016	Split sampling for method comparison.
BED1	8/12/2020	0.058	0.016	0.016	Split sampling for method comparison.
BED1	8/12/2020	0.054 J	0.017	0.015	
BED1-DUP	8/12/2020	0.054	0.017	0.014	
BED2	8/12/2020	<0.0020	<0.0020	<0.0020	
BED2	8/12/2020	<0.0020 UJ	<0.0020 UJ	<0.0020 UJ	Split sampling for method comparison.
BED1	6/23/2020	0.068	0.038	0.016	
BED2	6/23/2020	<0.0020	<0.0020	<0.0020	
BED1	2/14/2020	<0.0020	<0.0020	<0.0020	
BED1	10/28/2019	0.050	0.019 J	0.015	
BED2	10/28/2019	<0.0020	<0.0020	<0.0020	
PT	7/24/2019	0.058	0.022	0.015	
BED1	7/24/2019	0.052	0.022	0.014	
BED2	7/24/2019	<0.0020	<0.0020	<0.0020	
BED1	4/16/2019	0.049	0.011	0.013	
BED2	4/16/2019	<0.0020	<0.0020	<0.0020	
BED1	2/1/2019	0.055	0.0089	0.013	

Concentrations in ug/L. Concentrations are rounded by the laboratory and reported to two significant figures. For samples collected prior to 10/1/2013, results for PFOA are reported under the following protocol: ND < LOD < NQ < LOQ where ND = Not Detected, NQ = Not Quantifiable, LOD = Limit of Detection, LOQ = Limit of Quantitation; the LOD/LOQ may have varied by instrument and quarter. For samples collected after 10/1/2013, samples are reported to a reporting limit (RL) of 0.0050 ug/L for PFOA. For samples collected after 6/30/2016, each target compound RL is 0.0020 ug/L. J = Analyte present, reported value may not be accurate or precise; UJ = Not detected, reporting limit may not be accurate or precise; B = Not detected substantially above the level reported in the laboratory or field blanks. Samples identified as BED1 were collected after the first carbon bed. Samples identified as BED2 were collected after the second carbon bed and represent the treated water. All other samples collected were prior to Chemours treatment. Samples identified with -D or -DUP are duplicate samples. Starting with the 3Q20 samples, the samples are analyzed by USEPA Method 537.1. Prior to 3Q20, the samples were analyzed by a modified method 537. QREP = Qualification Re-Evaluation Program.

**Table 2. Residential Granular Activated Carbon (GAC) Treatment System  
Results – Chemours Chambers Works, Deepwater, New Jersey**

Field Sample ID	Date	PFOA	PFOS	PFNA	Comments
BED2	2/1/2019	<0.0020	<0.0020	<0.0020	
BED1	11/6/2018	0.060	0.0089	0.013	
BED2	11/6/2018	<0.0020	<0.0020	<0.0020	
PT	7/10/2018	0.063	0.0086	0.012	
BED1	7/10/2018	0.057	0.0088	0.011	
BED2	7/10/2018	<0.0020 UJ	<0.0020 UJ	<0.0020 UJ	
BED1	4/17/2018	0.065	0.01	0.011	
BED2	4/17/2018	<0.0020	<0.0020	<0.0020	
BED1	2/28/2018	0.07	0.014	0.011	
BED2	2/28/2018	<0.0020	<0.0020	<0.0020	
BED1	12/12/2017	0.075	0.012	0.011	Carbon Changeout 11/06/2017 - Fe.
BED2	12/12/2017	<0.0020	<0.0020	<0.0020	Carbon Changeout 11/06/2017 - Fe.
	5/31/2017	0.096	0.019	0.0092	GAC installed 08/02/2017.
<b>Location: 184</b>					
PT	11/3/2022	0.081	0.040	0.021	Carbon Changeout 11/02/2022 - 5yr.
BED1	11/3/2022	<0.0020	<0.0020	<0.0020	Carbon Changeout 11/02/2022 - 5yr.
BED1	9/29/2022	<0.0020	<0.0020	<0.0020	
BED1	6/21/2022	<0.0020	<0.0020	<0.0020	

Concentrations in ug/L. Concentrations are rounded by the laboratory and reported to two significant figures. For samples collected prior to 10/1/2013, results for PFOA are reported under the following protocol: ND < LOD < NQ < LOQ where ND = Not Detected, NQ = Not Quantifiable, LOD = Limit of Detection, LOQ = Limit of Quantitation; the LOD/LOQ may have varied by instrument and quarter. For samples collected after 10/1/2013, samples are reported to a reporting limit (RL) of 0.0050 ug/L for PFOA. For samples collected after 6/30/2016, each target compound RL is 0.0020 ug/L. J = Analyte present, reported value may not be accurate or precise; UJ = Not detected, reporting limit may not be accurate or precise; B = Not detected substantially above the level reported in the laboratory or field blanks. Samples identified as BED1 were collected after the first carbon bed. Samples identified as BED2 were collected after the second carbon bed and represent the treated water. All other samples collected were prior to Chemours treatment. Samples identified with -D or -DUP are duplicate samples. Starting with the 3Q20 samples, the samples are analyzed by USEPA Method 537.1. Prior to 3Q20, the samples were analyzed by a modified method 537. QREP = Qualification Re-Evaluation Program.

**Table 2. Residential Granular Activated Carbon (GAC) Treatment System  
Results – Chemours Chambers Works, Deepwater, New Jersey**

Field Sample ID	Date	PFOA	PFOS	PFNA	Comments
BED1	3/10/2022	<0.0020	<0.0020	<0.0020	
BED1	12/2/2021	<0.0020	<0.0020	<0.0020	
PT	9/14/2021	0.075	0.072	0.011	
BED1	9/14/2021	<0.0020	<0.0020	<0.0020	
BED1	5/27/2021	<0.0020	<0.0020	<0.0020	
BED1	2/26/2021	<0.0020	<0.0020 UJ	<0.0020	
BED1	10/14/2020	<0.0020	<0.0020	<0.0020	
PT	8/10/2020	0.10	0.11	0.010	
PT	8/10/2020	0.10	0.10	0.011	Split sampling for method comparison.
BED1	8/10/2020	<0.0020	<0.0020	<0.0020	Split sampling for method comparison.
BED1	8/10/2020	<0.0020	<0.0020	<0.0020	
BED1	6/23/2020	<0.0020	<0.0020	<0.0020	
BED1	3/10/2020	<0.0020	<0.0020	<0.0020	
BED1	12/5/2019	<0.0020	<0.0020	<0.0020	
PT	9/5/2019	0.12	0.061	0.010	
BED1	9/5/2019	<0.0020	<0.0020	<0.0020	
BED1-DUP	9/5/2019	<0.0020	<0.0020	<0.0020	
BED1	5/20/2019	<0.0020	<0.0020	<0.0020	

Concentrations in ug/L. Concentrations are rounded by the laboratory and reported to two significant figures. For samples collected prior to 10/1/2013, results for PFOA are reported under the following protocol: ND < LOD < NQ < LOQ where ND = Not Detected, NQ = Not Quantifiable, LOD = Limit of Detection, LOQ = Limit of Quantitation; the LOD/LOQ may have varied by instrument and quarter. For samples collected after 10/1/2013, samples are reported to a reporting limit (RL) of 0.0050 ug/L for PFOA. For samples collected after 6/30/2016, each target compound RL is 0.0020 ug/L. J = Analyte present, reported value may not be accurate or precise; UJ = Not detected, reporting limit may not be accurate or precise; B = Not detected substantially above the level reported in the laboratory or field blanks. Samples identified as BED1 were collected after the first carbon bed. Samples identified as BED2 were collected after the second carbon bed and represent the treated water. All other samples collected were prior to Chemours treatment. Samples identified with -D or -DUP are duplicate samples. Starting with the 3Q20 samples, the samples are analyzed by USEPA Method 537.1. Prior to 3Q20, the samples were analyzed by a modified method 537. QREP = Qualification Re-Evaluation Program.

**Table 2. Residential Granular Activated Carbon (GAC) Treatment System  
Results – Chemours Chambers Works, Deepwater, New Jersey**

Field Sample ID	Date	PFOA	PFOS	PFNA	Comments
BED1	2/19/2019	<0.0020	<0.0020	<0.0020	
BED1	11/28/2018	<0.0020	<0.0020	<0.0020	
PT	7/31/2018	0.077	0.050	0.0069	
BED1	7/31/2018	<0.0020	<0.0020	<0.0020	
BED1	5/2/2018	<0.0020	<0.0020	<0.0020	
BED1	2/22/2018	<0.0020	<0.0020	<0.0020	
BED1	12/13/2017	<0.0020	<0.0022	<0.0020	
BED2	12/13/2017	<0.0020	<0.0020	<0.0020	
	5/31/2017	0.074	0.05	0.0048	GAC installed 08/24/2017.
<b>Location: 195</b>					
BED1	12/22/2022	<0.0020	<0.0020	<0.0020	
BED1-DUP	12/22/2022	<0.0020	<0.0020	<0.0020	
PT	7/5/2022	0.067	<0.0020	0.0040	
BED1	7/5/2022	<0.0020	<0.0020	<0.0020	
BED1	4/5/2022	<0.0020	<0.0020	<0.0020	
BED1	1/3/2022	<0.0020	<0.0020	<0.0020	
BED1	10/7/2021	<0.0020	<0.0020	<0.0020	
PT	7/14/2021	0.069	<0.0020	0.0028	

Concentrations in ug/L. Concentrations are rounded by the laboratory and reported to two significant figures. For samples collected prior to 10/1/2013, results for PFOA are reported under the following protocol: ND < LOD < NQ < LOQ where ND = Not Detected, NQ = Not Quantifiable, LOD = Limit of Detection, LOQ = Limit of Quantitation; the LOD/LOQ may have varied by instrument and quarter. For samples collected after 10/1/2013, samples are reported to a reporting limit (RL) of 0.0050 ug/L for PFOA. For samples collected after 6/30/2016, each target compound RL is 0.0020 ug/L. J = Analyte present, reported value may not be accurate or precise; UJ = Not detected, reporting limit may not be accurate or precise; B = Not detected substantially above the level reported in the laboratory or field blanks. Samples identified as BED1 were collected after the first carbon bed. Samples identified as BED2 were collected after the second carbon bed and represent the treated water. All other samples collected were prior to Chemours treatment. Samples identified with -D or -DUP are duplicate samples. Starting with the 3Q20 samples, the samples are analyzed by USEPA Method 537.1. Prior to 3Q20, the samples were analyzed by a modified method 537. QREP = Qualification Re-Evaluation Program.

**Table 2. Residential Granular Activated Carbon (GAC) Treatment System  
Results – Chemours Chambers Works, Deepwater, New Jersey**

Field Sample ID	Date	PFOA	PFOS	PFNA	Comments
BED1	7/14/2021	<0.0020	<0.0020	<0.0020	
BED1-DUP	7/14/2021	<0.0020	<0.0020	<0.0020	
BED1	4/20/2021	<0.0020	<0.0020	<0.0020	
BED1	1/22/2021	<0.0020	<0.0020	<0.0020	
BED1	10/19/2020	<0.0020	<0.0020	<0.0020	
PT	8/17/2020	0.067	<0.0020	0.0024	
BED1	8/17/2020	<0.0020	<0.0020	<0.0020	
BED1	6/30/2020	<0.0020	<0.0020	<0.0020	
BED1	3/3/2020	<0.0020	<0.0020	<0.0020	
BED1	11/26/2019	<0.0020	<0.0020	<0.0020	
PT	7/30/2019	0.074	<0.0020	<0.0020	
BED1	7/30/2019	<0.0020	<0.0020	<0.0020	
	12/18/2018	0.059	<0.0020	<0.0020	GAC installed 05/15/2019.
	8/8/2017	0.047	<0.0020	<0.0020	
<b>Location: 198</b>					
BED1	10/5/2022	<0.0020	<0.0020	<0.0020	
PT	7/18/2022	0.057	0.027	0.0064	
BED1	7/18/2022	<0.0020	<0.0020	<0.0020	

Concentrations in ug/L. Concentrations are rounded by the laboratory and reported to two significant figures. For samples collected prior to 10/1/2013, results for PFOA are reported under the following protocol: ND < LOD < NQ < LOQ where ND = Not Detected, NQ = Not Quantifiable, LOD = Limit of Detection, LOQ = Limit of Quantitation; the LOD/LOQ may have varied by instrument and quarter. For samples collected after 10/1/2013, samples are reported to a reporting limit (RL) of 0.0050 ug/L for PFOA. For samples collected after 6/30/2016, each target compound RL is 0.0020 ug/L. J = Analyte present, reported value may not be accurate or precise; UJ = Not detected, reporting limit may not be accurate or precise; B = Not detected substantially above the level reported in the laboratory or field blanks. Samples identified as BED1 were collected after the first carbon bed. Samples identified as BED2 were collected after the second carbon bed and represent the treated water. All other samples collected were prior to Chemours treatment. Samples identified with -D or -DUP are duplicate samples. Starting with the 3Q20 samples, the samples are analyzed by USEPA Method 537.1. Prior to 3Q20, the samples were analyzed by a modified method 537. QREP = Qualification Re-Evaluation Program.

**Table 2. Residential Granular Activated Carbon (GAC) Treatment System  
Results – Chemours Chambers Works, Deepwater, New Jersey**

Field Sample ID	Date	PFOA	PFOS	PFNA	Comments
BED1	4/13/2022	<0.0020 UJ	<0.0020 UJ	<0.0020 UJ	
BED1	1/25/2022	<0.0020	<0.0020	<0.0020	
BED1	10/27/2021	<0.0020	<0.0020	<0.0020	
PT	8/18/2021	0.058	0.017	0.0069	
BED1	8/18/2021	<0.0020	<0.0020	<0.0020	
BED1	5/11/2021	<0.0020	<0.0020	<0.0020	
BED1	2/10/2021	<0.0020	<0.0020	<0.0020	
BED1	11/3/2020	<0.0020	<0.0020	<0.0020	
PT	9/2/2020	0.058	0.024	0.0047	
BED1	9/2/2020	<0.0020	<0.0020	<0.0020	
BED1	6/22/2020	<0.0020	<0.0020	<0.0020	
BED1-DUP	6/22/2020	<0.0020	<0.0020	<0.0020	
BED1	2/4/2020	<0.0020	<0.0020	<0.0020	
BED1	10/11/2019	<0.0020	<0.0020	<0.0020	
PT	7/24/2019	0.080	0.017	0.0053	
BED1	7/24/2019	<0.0020	<0.0020	<0.0020	
BED1	4/17/2019	<0.0020	<0.0020	<0.0020	
BED1	2/8/2019	<0.0020	<0.0020	<0.0020	

Concentrations in ug/L. Concentrations are rounded by the laboratory and reported to two significant figures. For samples collected prior to 10/1/2013, results for PFOA are reported under the following protocol: ND < LOD < NQ < LOQ where ND = Not Detected, NQ = Not Quantifiable, LOD = Limit of Detection, LOQ = Limit of Quantitation; the LOD/LOQ may have varied by instrument and quarter. For samples collected after 10/1/2013, samples are reported to a reporting limit (RL) of 0.0050 ug/L for PFOA. For samples collected after 6/30/2016, each target compound RL is 0.0020 ug/L. J = Analyte present, reported value may not be accurate or precise; UJ = Not detected, reporting limit may not be accurate or precise; B = Not detected substantially above the level reported in the laboratory or field blanks. Samples identified as BED1 were collected after the first carbon bed. Samples identified as BED2 were collected after the second carbon bed and represent the treated water. All other samples collected were prior to Chemours treatment. Samples identified with -D or -DUP are duplicate samples. Starting with the 3Q20 samples, the samples are analyzed by USEPA Method 537.1. Prior to 3Q20, the samples were analyzed by a modified method 537. QREP = Qualification Re-Evaluation Program.

**Table 2. Residential Granular Activated Carbon (GAC) Treatment System  
Results – Chemours Chambers Works, Deepwater, New Jersey**

Field Sample ID	Date	PFOA	PFOS	PFNA	Comments
BED1	11/9/2018	<0.0020	<0.0020	<0.0020	
PT	8/13/2018	0.079	0.021	0.0054	
BED1	8/13/2018	<0.0020	<0.0020	<0.0020	
	5/11/2018	<0.0020	<0.0020	<0.0020	
BED1	3/16/2018	<0.0020	<0.0020	<0.0020	
	9/12/2017	0.08	0.02	0.005	GAC installed 10/16/2017.
-DUP	9/12/2017	0.082	0.02	0.0048	GAC installed 10/16/2017.
<b>Location: 200</b>					
BED1	10/19/2022	<0.0020	<0.0020	<0.0020	
PT	8/10/2022	0.015	0.013	<0.0020	
BED1	8/10/2022	<0.0020	<0.0020	<0.0020	
BED1	5/4/2022	<0.0020	<0.0020	<0.0020	
BED1	2/8/2022	<0.0020	<0.0020	<0.0020	
BED1	11/9/2021	<0.0020	<0.0020	<0.0020	
PT	8/24/2021	0.017	0.016	<0.0020	
BED1	8/24/2021	<0.0020	<0.0020	<0.0020	
BED1	5/19/2021	<0.0020	<0.0020	<0.0020	
BED1	2/16/2021	<0.0020	<0.0020	<0.0020	

Concentrations in ug/L. Concentrations are rounded by the laboratory and reported to two significant figures. For samples collected prior to 10/1/2013, results for PFOA are reported under the following protocol: ND < LOD < NQ < LOQ where ND = Not Detected, NQ = Not Quantifiable, LOD = Limit of Detection, LOQ = Limit of Quantitation; the LOD/LOQ may have varied by instrument and quarter. For samples collected after 10/1/2013, samples are reported to a reporting limit (RL) of 0.0050 ug/L for PFOA. For samples collected after 6/30/2016, each target compound RL is 0.0020 ug/L. J = Analyte present, reported value may not be accurate or precise; UJ = Not detected, reporting limit may not be accurate or precise; B = Not detected substantially above the level reported in the laboratory or field blanks. Samples identified as BED1 were collected after the first carbon bed. Samples identified as BED2 were collected after the second carbon bed and represent the treated water. All other samples collected were prior to Chemours treatment. Samples identified with -D or -DUP are duplicate samples. Starting with the 3Q20 samples, the samples are analyzed by USEPA Method 537.1. Prior to 3Q20, the samples were analyzed by a modified method 537. QREP = Qualification Re-Evaluation Program.



**Table 2. Residential Granular Activated Carbon (GAC) Treatment System  
Results – Chemours Chambers Works, Deepwater, New Jersey**

Field Sample ID	Date	PFOA	PFOS	PFNA	Comments
BED1	12/2/2020	<0.0020	<0.0020	<0.0020	
PT	9/23/2020	0.017	0.021	<0.0020	
BED1	9/23/2020	<0.0020	<0.0020	<0.0020	
BED1	6/25/2020	<0.0020	<0.0020	<0.0020	
BED1	2/20/2020	<0.0020	<0.0020	<0.0020	
BED1	10/23/2019	<0.0020	<0.0020	<0.0020	
PT	7/19/2019	0.014	0.024	<0.0020	
BED1	7/19/2019	<0.0020	<0.0020	<0.0020	
BED1	4/11/2019	<0.0020	<0.0020	<0.0020	
	10/26/2018	0.014	0.016	<0.0020	GAC installed 01/30/2019.
	10/17/2017	0.012	0.015	<0.0020	
<b>Location: 204</b>					
BED1	11/7/2022	<0.0020	<0.0020	<0.0020	
PT	8/16/2022	0.039	0.0050	0.0026	
BED1	8/16/2022	<0.0020	<0.0020	<0.0020	
BED1	4/27/2022	<0.0020	<0.0020	<0.0020	
BED1	2/1/2022	<0.0020	<0.0020	<0.0020	
BED1	11/8/2021	<0.0020	<0.0020	<0.0020	

Concentrations in ug/L. Concentrations are rounded by the laboratory and reported to two significant figures. For samples collected prior to 10/1/2013, results for PFOA are reported under the following protocol: ND < LOD < NQ < LOQ where ND = Not Detected, NQ = Not Quantifiable, LOD = Limit of Detection, LOQ = Limit of Quantitation; the LOD/LOQ may have varied by instrument and quarter. For samples collected after 10/1/2013, samples are reported to a reporting limit (RL) of 0.0050 ug/L for PFOA. For samples collected after 6/30/2016, each target compound RL is 0.0020 ug/L. J = Analyte present, reported value may not be accurate or precise; UJ = Not detected, reporting limit may not be accurate or precise; B = Not detected substantially above the level reported in the laboratory or field blanks. Samples identified as BED1 were collected after the first carbon bed. Samples identified as BED2 were collected after the second carbon bed and represent the treated water. All other samples collected were prior to Chemours treatment. Samples identified with -D or -DUP are duplicate samples. Starting with the 3Q20 samples, the samples are analyzed by USEPA Method 537.1. Prior to 3Q20, the samples were analyzed by a modified method 537. QREP = Qualification Re-Evaluation Program.

**Table 2. Residential Granular Activated Carbon (GAC) Treatment System  
Results – Chemours Chambers Works, Deepwater, New Jersey**

Field Sample ID	Date	PFOA	PFOS	PFNA	Comments
PT	8/26/2021	0.035	0.0047	0.0023	
BED1	8/26/2021	<0.0020	<0.0020	<0.0020	
BED1	5/25/2021	<0.0020	<0.0020	<0.0020	
BED1	2/25/2021	<0.0020	<0.0020	<0.0020	Carbon Changeout 10/13/2020 - Fe.
BED1	10/5/2020	<0.0020	<0.0020	<0.0020	
PT	8/4/2020	0.032	0.0042	<0.002	
BED1	8/4/2020	<0.002	<0.002	<0.002	
BED1	3/12/2020	<0.0020	<0.0020	<0.0020	
BED1	11/27/2019	<0.0020	<0.0020	<0.0020	
PT	9/11/2019	0.034	0.0036	<0.0020	
BED1	9/11/2019	<0.0020	<0.0020	<0.0020	
BED1	5/10/2019	<0.0020	<0.0020	<0.0020	
BED1	3/18/2019	<0.0020	<0.0020	<0.0020	
BED1	12/10/2018	<0.0020	<0.0020	<0.0020	
PT	7/9/2018	0.029	0.0037	<0.0020	
BED1	7/9/2018	<0.0020	<0.0020	<0.0020	
	10/26/2017	0.026	0.004	<0.0020	GAC installed 04/10/2018.

Concentrations in ug/L. Concentrations are rounded by the laboratory and reported to two significant figures. For samples collected prior to 10/1/2013, results for PFOA are reported under the following protocol: ND < LOD < NQ < LOQ where ND = Not Detected, NQ = Not Quantifiable, LOD = Limit of Detection, LOQ = Limit of Quantitation; the LOD/LOQ may have varied by instrument and quarter. For samples collected after 10/1/2013, samples are reported to a reporting limit (RL) of 0.0050 ug/L for PFOA. For samples collected after 6/30/2016, each target compound RL is 0.0020 ug/L. J = Analyte present, reported value may not be accurate or precise; UJ = Not detected, reporting limit may not be accurate or precise; B = Not detected substantially above the level reported in the laboratory or field blanks. Samples identified as BED1 were collected after the first carbon bed. Samples identified as BED2 were collected after the second carbon bed and represent the treated water. All other samples collected were prior to Chemours treatment. Samples identified with -D or -DUP are duplicate samples. Starting with the 3Q20 samples, the samples are analyzed by USEPA Method 537.1. Prior to 3Q20, the samples were analyzed by a modified method 537. QREP = Qualification Re-Evaluation Program.

**Table 2. Residential Granular Activated Carbon (GAC) Treatment System  
Results – Chemours Chambers Works, Deepwater, New Jersey**

Field Sample ID	Date	PFOA	PFOS	PFNA	Comments
<b>Location: 205</b>					
BED1	11/22/2022	<0.0020	<0.0020	<0.0020	
PT	8/24/2022	0.049	0.0066	0.0069	
BED1	8/24/2022	<0.0020	<0.0020	<0.0020	
BED1	5/10/2022	<0.0020	<0.0020	<0.0020	
BED1-DUP	5/10/2022	<0.0020	<0.0020	<0.0020	
BED1	2/7/2022	<0.0020	<0.0020	<0.0020	
BED1	11/15/2021	<0.0020	<0.0020	<0.0020	
PT	9/2/2021	0.072	0.0070 J	0.013	
BED1	9/2/2021	<0.0020	<0.0020	<0.0020	
BED1	5/12/2021	<0.0020	<0.0020	<0.0020	
BED1-DUP	5/12/2021	<0.0020	<0.0020	<0.0020	
BED1	2/11/2021	<0.0020	<0.0020	<0.0020	
BED1	11/9/2020	<0.0020	<0.0020	<0.0020	
BED1-DUP	11/9/2020	<0.0020	<0.0020	<0.0020	
PT	8/25/2020	0.060	0.0064	0.022	
BED1	8/25/2020	<0.0020	<0.0020	<0.0020	
BED1	6/16/2020	<0.0020	<0.0020	<0.0020	

Concentrations in ug/L. Concentrations are rounded by the laboratory and reported to two significant figures. For samples collected prior to 10/1/2013, results for PFOA are reported under the following protocol: ND < LOD < NQ < LOQ where ND = Not Detected, NQ = Not Quantifiable, LOD = Limit of Detection, LOQ = Limit of Quantitation; the LOD/LOQ may have varied by instrument and quarter. For samples collected after 10/1/2013, samples are reported to a reporting limit (RL) of 0.0050 ug/L for PFOA. For samples collected after 6/30/2016, each target compound RL is 0.0020 ug/L. J = Analyte present, reported value may not be accurate or precise; UJ = Not detected, reporting limit may not be accurate or precise; B = Not detected substantially above the level reported in the laboratory or field blanks. Samples identified as BED1 were collected after the first carbon bed. Samples identified as BED2 were collected after the second carbon bed and represent the treated water. All other samples collected were prior to Chemours treatment. Samples identified with -D or -DUP are duplicate samples. Starting with the 3Q20 samples, the samples are analyzed by USEPA Method 537.1. Prior to 3Q20, the samples were analyzed by a modified method 537. QREP = Qualification Re-Evaluation Program.

**Table 2. Residential Granular Activated Carbon (GAC) Treatment System  
Results – Chemours Chambers Works, Deepwater, New Jersey**

Field Sample ID	Date	PFOA	PFOS	PFNA	Comments
BED1	1/30/2020	<0.0020	<0.0020	<0.0020	
BED1	10/16/2019	<0.0020	<0.0020	<0.0020	
BED1-DUP	10/16/2019	<0.0020	<0.0020	<0.0020	
PT	7/25/2019	0.081	0.0078	0.021	
BED1	7/25/2019	<0.0020	<0.0020	<0.0020	
BED1	4/9/2019	<0.0020	<0.0020	<0.0020	
BED1	1/8/2019	<0.0020	<0.0020	<0.0020	
BED1	10/25/2018	<0.0020	<0.0020	<0.0020	
PT	7/12/2018	0.061	0.0051	0.0043	
BED1	7/12/2018	<0.0020	<0.0020	<0.0020	
BED1	4/12/2018	<0.0020	<0.0020	<0.0020	
	10/26/2017	0.068	0.0043	0.0036	GAC installed 01/17/2018.
<b>Location: 206</b>					
BED1	12/14/2022	<0.0020	<0.0020	<0.0020	
PT	9/14/2022	0.065	0.0037	0.015	
BED1	9/14/2022	<0.0020	<0.0020	<0.0020	
BED1	6/2/2022	<0.0020	<0.0020	<0.0020	
BED1	3/7/2022	<0.0020	<0.0020	<0.0020	

Concentrations in ug/L. Concentrations are rounded by the laboratory and reported to two significant figures. For samples collected prior to 10/1/2013, results for PFOA are reported under the following protocol: ND < LOD < NQ < LOQ where ND = Not Detected, NQ = Not Quantifiable, LOD = Limit of Detection, LOQ = Limit of Quantitation; the LOD/LOQ may have varied by instrument and quarter. For samples collected after 10/1/2013, samples are reported to a reporting limit (RL) of 0.0050 ug/L for PFOA. For samples collected after 6/30/2016, each target compound RL is 0.0020 ug/L. J = Analyte present, reported value may not be accurate or precise; UJ = Not detected, reporting limit may not be accurate or precise; B = Not detected substantially above the level reported in the laboratory or field blanks. Samples identified as BED1 were collected after the first carbon bed. Samples identified as BED2 were collected after the second carbon bed and represent the treated water. All other samples collected were prior to Chemours treatment. Samples identified with -D or -DUP are duplicate samples. Starting with the 3Q20 samples, the samples are analyzed by USEPA Method 537.1. Prior to 3Q20, the samples were analyzed by a modified method 537. QREP = Qualification Re-Evaluation Program.

**Table 2. Residential Granular Activated Carbon (GAC) Treatment System  
Results – Chemours Chambers Works, Deepwater, New Jersey**

Field Sample ID	Date	PFOA	PFOS	PFNA	Comments
BED1	12/8/2021	<0.0020	<0.0020	<0.0020	
PT	9/1/2021	0.050	0.0027 J	0.0080	
BED1	9/1/2021	<0.0020	<0.0020	<0.0020	
BED1	6/22/2021	<0.0020	<0.0020	<0.0020	
BED1	2/9/2021	<0.0020	<0.0020	<0.0020	
BED1	11/10/2020	<0.0020	<0.0020	<0.0020	
BED1-DUP	11/10/2020	<0.0020	<0.0020	<0.0020	
PT	9/10/2020	<0.0020	<0.0020	<0.0020	
BED1	9/10/2020	<0.0020	<0.0020	<0.0020	
BED1	6/30/2020	<0.0020	<0.0020	<0.0020	
BED1	3/16/2020	<0.0020	<0.0020	<0.0020	
BED1	10/28/2019	<0.0020	<0.0020	<0.0020	
PT	8/5/2019	0.070	0.0034	0.012	
BED1	8/5/2019	<0.0020	<0.0020	<0.0020	
BED1	4/15/2019	<0.0020	<0.0020	<0.0020	
BED1-DUP	4/15/2019	<0.0020	<0.0020	<0.0020	
BED1	1/17/2019	<0.0020	<0.0020	<0.0020	
BED1	10/29/2018	<0.0020	<0.0020	<0.0020	

Concentrations in ug/L. Concentrations are rounded by the laboratory and reported to two significant figures. For samples collected prior to 10/1/2013, results for PFOA are reported under the following protocol: ND < LOD < NQ < LOQ where ND = Not Detected, NQ = Not Quantifiable, LOD = Limit of Detection, LOQ = Limit of Quantitation; the LOD/LOQ may have varied by instrument and quarter. For samples collected after 10/1/2013, samples are reported to a reporting limit (RL) of 0.0050 ug/L for PFOA. For samples collected after 6/30/2016, each target compound RL is 0.0020 ug/L. J = Analyte present, reported value may not be accurate or precise; UJ = Not detected, reporting limit may not be accurate or precise; B = Not detected substantially above the level reported in the laboratory or field blanks. Samples identified as BED1 were collected after the first carbon bed. Samples identified as BED2 were collected after the second carbon bed and represent the treated water. All other samples collected were prior to Chemours treatment. Samples identified with -D or -DUP are duplicate samples. Starting with the 3Q20 samples, the samples are analyzed by USEPA Method 537.1. Prior to 3Q20, the samples were analyzed by a modified method 537. QREP = Qualification Re-Evaluation Program.

**Table 2. Residential Granular Activated Carbon (GAC) Treatment System  
Results – Chemours Chambers Works, Deepwater, New Jersey**

Field Sample ID	Date	PFOA	PFOS	PFNA	Comments
PT	7/12/2018	0.10	0.0045	0.019	
BED1	7/12/2018	<0.0020	<0.0020	<0.0020	
BED1	4/16/2018	<0.0020	<0.0020	<0.0020	
	10/26/2017	0.098	0.0043	0.019	GAC installed 01/31/2018.
<b>Location: 207</b>					
BED1	10/4/2022	<0.0020	<0.0020	<0.0020	
PT	7/18/2022	0.050	0.0076	0.0030	
BED1	7/18/2022	<0.0020	<0.0020	<0.0020	
BED1	4/14/2022	<0.0020	<0.0020	<0.0020	
BED1-DUP	4/14/2022	<0.0020	<0.0020	<0.0020	
BED1	1/20/2022	<0.0020	<0.0020	<0.0020	
BED1-DUP	1/20/2022	<0.0020	<0.0020	<0.0020	
BED1	10/18/2021	<0.0020	<0.0020	<0.0020	
BED1-DUP	10/18/2021	<0.0020	<0.0020	<0.0020	
PT	8/2/2021	0.059	0.015	0.0046	
BED1	8/2/2021	<0.0020	<0.0020	<0.0020	
BED1	5/4/2021	<0.0020	<0.0020	<0.0020	
BED1	2/1/2021	<0.0020	<0.0020	<0.0020	

Concentrations in ug/L. Concentrations are rounded by the laboratory and reported to two significant figures. For samples collected prior to 10/1/2013, results for PFOA are reported under the following protocol: ND < LOD < NQ < LOQ where ND = Not Detected, NQ = Not Quantifiable, LOD = Limit of Detection, LOQ = Limit of Quantitation; the LOD/LOQ may have varied by instrument and quarter. For samples collected after 10/1/2013, samples are reported to a reporting limit (RL) of 0.0050 ug/L for PFOA. For samples collected after 6/30/2016, each target compound RL is 0.0020 ug/L. J = Analyte present, reported value may not be accurate or precise; UJ = Not detected, reporting limit may not be accurate or precise; B = Not detected substantially above the level reported in the laboratory or field blanks. Samples identified as BED1 were collected after the first carbon bed. Samples identified as BED2 were collected after the second carbon bed and represent the treated water. All other samples collected were prior to Chemours treatment. Samples identified with -D or -DUP are duplicate samples. Starting with the 3Q20 samples, the samples are analyzed by USEPA Method 537.1. Prior to 3Q20, the samples were analyzed by a modified method 537. QREP = Qualification Re-Evaluation Program.

**Table 2. Residential Granular Activated Carbon (GAC) Treatment System  
Results – Chemours Chambers Works, Deepwater, New Jersey**

Field Sample ID	Date	PFOA	PFOS	PFNA	Comments
BED1	10/20/2020	<0.0020	<0.0020	<0.0020	
PT	8/19/2020	0.052	0.0064	0.0030	
BED1	8/19/2020	<0.0020	<0.0020	<0.0020	
BED1	6/11/2020	<0.0020	<0.0020	<0.0020	
BED1	1/17/2020	<0.0020	<0.0020	<0.0020	
BED1	10/4/2019	<0.0020	<0.0020	<0.0020	
PT	7/8/2019	0.054	0.0063	0.0029	
BED1	7/8/2019	<0.0020	<0.0020	<0.0020	
BED1	4/3/2019	<0.0020	<0.0020	<0.0020	
BED1	1/15/2019	<0.0020	<0.0020	<0.0020	
BED1	10/29/2018	<0.0020	<0.0020	<0.0020	
PT	7/17/2018	0.059	0.0071	0.0021	
BED1	7/17/2018	<0.0020	<0.0020	<0.0020	
BED1	4/17/2018	<0.0020	<0.0020	<0.0020	
	10/27/2017	0.054	0.0088	0.0029	GAC installed 02/02/2018.
<b>Location: 208</b>					
BED1	10/14/2022	<0.0020	<0.0020	<0.0020	
BED1-DUP	10/14/2022	<0.0020	<0.0020	<0.0020	

Concentrations in ug/L. Concentrations are rounded by the laboratory and reported to two significant figures. For samples collected prior to 10/1/2013, results for PFOA are reported under the following protocol: ND < LOD < NQ < LOQ where ND = Not Detected, NQ = Not Quantifiable, LOD = Limit of Detection, LOQ = Limit of Quantitation; the LOD/LOQ may have varied by instrument and quarter. For samples collected after 10/1/2013, samples are reported to a reporting limit (RL) of 0.0050 ug/L for PFOA. For samples collected after 6/30/2016, each target compound RL is 0.0020 ug/L. J = Analyte present, reported value may not be accurate or precise; UJ = Not detected, reporting limit may not be accurate or precise; B = Not detected substantially above the level reported in the laboratory or field blanks. Samples identified as BED1 were collected after the first carbon bed. Samples identified as BED2 were collected after the second carbon bed and represent the treated water. All other samples collected were prior to Chemours treatment. Samples identified with -D or -DUP are duplicate samples. Starting with the 3Q20 samples, the samples are analyzed by USEPA Method 537.1. Prior to 3Q20, the samples were analyzed by a modified method 537. QREP = Qualification Re-Evaluation Program.

**Table 2. Residential Granular Activated Carbon (GAC) Treatment System  
Results – Chemours Chambers Works, Deepwater, New Jersey**

Field Sample ID	Date	PFOA	PFOS	PFNA	Comments
PT	7/25/2022	0.040	<0.0020	<0.0020	
BED1	7/25/2022	<0.0020	<0.0020	<0.0020	
BED1	4/26/2022	<0.0020	<0.0020	<0.0020	
BED1-DUP	4/26/2022	<0.0020	<0.0020	<0.0020	
BED1	1/31/2022	<0.0020	<0.0020	<0.0020	
BED1	10/29/2021	<0.0020	<0.0020	<0.0020	
PT	8/16/2021	0.046	0.0021	<0.0020	
BED1	8/16/2021	<0.0020	<0.0020	<0.0020	
BED1	5/18/2021	<0.0020	<0.0020	<0.0020	
BED1	2/15/2021	<0.0020	<0.0020	<0.0020	
BED1	11/19/2020	<0.0020	<0.0020	<0.0020	
PT	9/16/2020	0.038	<0.0020	<0.0020	
BED1	9/16/2020	<0.0020	<0.0020	<0.0020	
BED1	6/5/2020	<0.0020	<0.0020	<0.0020	
BED1	1/30/2020	<0.0020	<0.0020	<0.0020	
BED1	10/16/2019	<0.0020	<0.0020	<0.0020	
PT	7/23/2019	0.036	<0.0020	<0.0020	
BED1	7/23/2019	<0.0020	<0.0020	<0.0020	

Concentrations in ug/L. Concentrations are rounded by the laboratory and reported to two significant figures. For samples collected prior to 10/1/2013, results for PFOA are reported under the following protocol: ND < LOD < NQ < LOQ where ND = Not Detected, NQ = Not Quantifiable, LOD = Limit of Detection, LOQ = Limit of Quantitation; the LOD/LOQ may have varied by instrument and quarter. For samples collected after 10/1/2013, samples are reported to a reporting limit (RL) of 0.0050 ug/L for PFOA. For samples collected after 6/30/2016, each target compound RL is 0.0020 ug/L. J = Analyte present, reported value may not be accurate or precise; UJ = Not detected, reporting limit may not be accurate or precise; B = Not detected substantially above the level reported in the laboratory or field blanks. Samples identified as BED1 were collected after the first carbon bed. Samples identified as BED2 were collected after the second carbon bed and represent the treated water. All other samples collected were prior to Chemours treatment. Samples identified with -D or -DUP are duplicate samples. Starting with the 3Q20 samples, the samples are analyzed by USEPA Method 537.1. Prior to 3Q20, the samples were analyzed by a modified method 537. QREP = Qualification Re-Evaluation Program.



**Table 2. Residential Granular Activated Carbon (GAC) Treatment System  
Results – Chemours Chambers Works, Deepwater, New Jersey**

Field Sample ID	Date	PFOA	PFOS	PFNA	Comments
BED1	4/15/2019	<0.0020	<0.0020	<0.0020	
BED1	1/24/2019	<0.0020	<0.0020	<0.0020	
BED1	10/29/2018	<0.0020	<0.0020	<0.0020	
PT	7/13/2018	0.022	<0.0020	<0.0020	
BED1	7/13/2018	<0.0020	<0.0020	<0.0020	
BED1	4/20/2018	<0.0020	<0.0020	<0.0020	
	10/27/2017	0.032	<0.0020	<0.0020	GAC installed 02/13/2018.
<b>Location: 209</b>					
BED1	11/16/2022	<0.0020	<0.0020	<0.0020	
PT	8/8/2022	0.045	0.0042 J	0.0026	
BED1	8/8/2022	<0.0020	<0.0020	<0.0020	
BED1	5/9/2022	<0.0020	<0.0020	<0.0020	
BED1	2/8/2022	<0.0020	<0.0020	<0.0020	
BED1	11/9/2021	<0.0020	<0.0020	<0.0020	
PT	8/25/2021	0.044	0.0051	0.0025	
BED1	8/25/2021	<0.0020	<0.0020	<0.0020	
BED1-DUP	8/25/2021	<0.0020	<0.0020	<0.0020	
BED1	5/11/2021	<0.0020	<0.0020	<0.0020	

Concentrations in ug/L. Concentrations are rounded by the laboratory and reported to two significant figures. For samples collected prior to 10/1/2013, results for PFOA are reported under the following protocol: ND < LOD < NQ < LOQ where ND = Not Detected, NQ = Not Quantifiable, LOD = Limit of Detection, LOQ = Limit of Quantitation; the LOD/LOQ may have varied by instrument and quarter. For samples collected after 10/1/2013, samples are reported to a reporting limit (RL) of 0.0050 ug/L for PFOA. For samples collected after 6/30/2016, each target compound RL is 0.0020 ug/L. J = Analyte present, reported value may not be accurate or precise; UJ = Not detected, reporting limit may not be accurate or precise; B = Not detected substantially above the level reported in the laboratory or field blanks. Samples identified as BED1 were collected after the first carbon bed. Samples identified as BED2 were collected after the second carbon bed and represent the treated water. All other samples collected were prior to Chemours treatment. Samples identified with -D or -DUP are duplicate samples. Starting with the 3Q20 samples, the samples are analyzed by USEPA Method 537.1. Prior to 3Q20, the samples were analyzed by a modified method 537. QREP = Qualification Re-Evaluation Program.

**Table 2. Residential Granular Activated Carbon (GAC) Treatment System  
Results – Chemours Chambers Works, Deepwater, New Jersey**

Field Sample ID	Date	PFOA	PFOS	PFNA	Comments
BED1	2/15/2021	<0.0020	<0.0020	<0.0020	
BED1	12/3/2020	<0.0020	<0.0020	<0.0020	
PT	9/28/2020	0.037	0.0047	<0.0020	
BED1	9/28/2020	<0.0020	<0.0020	<0.0020	
BED1	6/17/2020	<0.0020	<0.0020	<0.0020	
BED1	3/9/2020	<0.0020	<0.0020	<0.0020	
PT	9/27/2019	0.040	0.0045	0.0022	
BED1	9/27/2019	<0.0020	<0.0020	<0.0020	
BED1	4/24/2019	<0.0020	<0.0020	<0.0020	
BED1	2/7/2019	<0.0020	<0.0020	<0.0020	
BED1	11/8/2018	<0.0020	<0.0020	<0.0020	
PT	7/10/2018	0.039	0.0041	<0.0020	
BED1	7/10/2018	<0.0020	<0.0020	<0.0020	
BED1	4/20/2018	<0.0020	<0.0020	<0.0020	
	10/27/2017	0.039	0.0036	<0.0020	GAC installed 01/19/2018.
-DUP	10/27/2017	0.038	0.0036	<0.0020	GAC installed 01/19/2018.
<b>Location: 211</b>					
BED1	11/14/2022	<0.0020	<0.0020	<0.0020	

Concentrations in ug/L. Concentrations are rounded by the laboratory and reported to two significant figures. For samples collected prior to 10/1/2013, results for PFOA are reported under the following protocol: ND < LOD < NQ < LOQ where ND = Not Detected, NQ = Not Quantifiable, LOD = Limit of Detection, LOQ = Limit of Quantitation; the LOD/LOQ may have varied by instrument and quarter. For samples collected after 10/1/2013, samples are reported to a reporting limit (RL) of 0.0050 ug/L for PFOA. For samples collected after 6/30/2016, each target compound RL is 0.0020 ug/L. J = Analyte present, reported value may not be accurate or precise; UJ = Not detected, reporting limit may not be accurate or precise; B = Not detected substantially above the level reported in the laboratory or field blanks. Samples identified as BED1 were collected after the first carbon bed. Samples identified as BED2 were collected after the second carbon bed and represent the treated water. All other samples collected were prior to Chemours treatment. Samples identified with -D or -DUP are duplicate samples. Starting with the 3Q20 samples, the samples are analyzed by USEPA Method 537.1. Prior to 3Q20, the samples were analyzed by a modified method 537. QREP = Qualification Re-Evaluation Program.

**Table 2. Residential Granular Activated Carbon (GAC) Treatment System  
Results – Chemours Chambers Works, Deepwater, New Jersey**

Field Sample ID	Date	PFOA	PFOS	PFNA	Comments
PT	9/7/2022	0.042	0.011	0.0096	
BED1	9/7/2022	<0.0020	<0.0020	<0.0020	
BED1	6/7/2022	<0.0020	<0.0020	<0.0020	
BED1	3/3/2022	<0.0020	<0.0020	<0.0020	
BED1	12/2/2021	<0.0020	<0.0020	<0.0020	
PT	9/1/2021	0.048	0.011 J	0.0094	
BED1	9/1/2021	<0.0020	<0.0020	<0.0020	
BED1	6/28/2021	<0.0020	<0.0020	<0.0020	
BED1-DUP	6/28/2021	<0.0020	<0.0020	<0.0020	
BED1	2/15/2021	<0.0020	<0.0020	<0.0020	
BED1	12/3/2020	<0.0020	<0.0020	<0.0020	
PT	9/21/2020	0.046	0.011	0.0070	
BED1	9/21/2020	<0.0020	<0.0020	<0.0020	
BED1-DUP	9/21/2020	<0.0020	<0.0020	<0.0020	
BED1	6/29/2020	<0.0020	<0.0020	<0.0020	
BED1	12/5/2019	<0.0020	<0.0020	<0.0020	
PT	9/12/2019	0.063	0.014	0.0097	
BED1	9/12/2019	<0.0020	<0.0020	<0.0020	

Concentrations in ug/L. Concentrations are rounded by the laboratory and reported to two significant figures. For samples collected prior to 10/1/2013, results for PFOA are reported under the following protocol: ND < LOD < NQ < LOQ where ND = Not Detected, NQ = Not Quantifiable, LOD = Limit of Detection, LOQ = Limit of Quantitation; the LOD/LOQ may have varied by instrument and quarter. For samples collected after 10/1/2013, samples are reported to a reporting limit (RL) of 0.0050 ug/L for PFOA. For samples collected after 6/30/2016, each target compound RL is 0.0020 ug/L. J = Analyte present, reported value may not be accurate or precise; UJ = Not detected, reporting limit may not be accurate or precise; B = Not detected substantially above the level reported in the laboratory or field blanks. Samples identified as BED1 were collected after the first carbon bed. Samples identified as BED2 were collected after the second carbon bed and represent the treated water. All other samples collected were prior to Chemours treatment. Samples identified with -D or -DUP are duplicate samples. Starting with the 3Q20 samples, the samples are analyzed by USEPA Method 537.1. Prior to 3Q20, the samples were analyzed by a modified method 537. QREP = Qualification Re-Evaluation Program.

**Table 2. Residential Granular Activated Carbon (GAC) Treatment System  
Results – Chemours Chambers Works, Deepwater, New Jersey**

Field Sample ID	Date	PFOA	PFOS	PFNA	Comments
BED1	5/30/2019	<0.0020	<0.0020	<0.0020	
BED1	3/11/2019	<0.0020	<0.0020	<0.0020	
BED1	11/13/2018	<0.0020	<0.0020	<0.0020	
PT	8/30/2018	0.052	0.010	0.0075	
BED1	8/30/2018	<0.0020	<0.0020	<0.0020	
BED1	4/16/2018	<0.0020	<0.0020	<0.0020	
	10/27/2017	0.06	0.01	0.0077	GAC installed 02/01/2018.
<b>Location: 213</b>					
BED1	10/25/2022	<0.0020	<0.0020	<0.0020	
PT	8/16/2022	0.019	<0.0020	0.0027	
BED1	8/16/2022	<0.0020	<0.0020	<0.0020	
BED1	5/9/2022	<0.0020	<0.0020	<0.0020	
BED1	2/15/2022	<0.0020	<0.0020	<0.0020	
BED1	11/16/2021	<0.0020	<0.0020	<0.0020	
PT	8/30/2021	0.032	<0.0020	0.0040	
BED1	8/30/2021	<0.0020	<0.0020	<0.0020	
BED1	5/13/2021	<0.0020	<0.0020	<0.0020	
BED1	2/15/2021	<0.0020	<0.0020	<0.0020	

Concentrations in ug/L. Concentrations are rounded by the laboratory and reported to two significant figures. For samples collected prior to 10/1/2013, results for PFOA are reported under the following protocol: ND < LOD < NQ < LOQ where ND = Not Detected, NQ = Not Quantifiable, LOD = Limit of Detection, LOQ = Limit of Quantitation; the LOD/LOQ may have varied by instrument and quarter. For samples collected after 10/1/2013, samples are reported to a reporting limit (RL) of 0.0050 ug/L for PFOA. For samples collected after 6/30/2016, each target compound RL is 0.0020 ug/L. J = Analyte present, reported value may not be accurate or precise; UJ = Not detected, reporting limit may not be accurate or precise; B = Not detected substantially above the level reported in the laboratory or field blanks. Samples identified as BED1 were collected after the first carbon bed. Samples identified as BED2 were collected after the second carbon bed and represent the treated water. All other samples collected were prior to Chemours treatment. Samples identified with -D or -DUP are duplicate samples. Starting with the 3Q20 samples, the samples are analyzed by USEPA Method 537.1. Prior to 3Q20, the samples were analyzed by a modified method 537. QREP = Qualification Re-Evaluation Program.

**Table 2. Residential Granular Activated Carbon (GAC) Treatment System  
Results – Chemours Chambers Works, Deepwater, New Jersey**

Field Sample ID	Date	PFOA	PFOS	PFNA	Comments
BED1	10/29/2020	<0.0020	<0.0020	<0.0020	
PT	8/31/2020	0.18	<0.0020	0.016	
BED1	8/31/2020	<0.0020	<0.0020	<0.0020	
BED1-DUP	8/31/2020	<0.0020	<0.0020	<0.0020	
BED1	6/11/2020	<0.0020	<0.0020	<0.0020	
BED1	2/17/2020	<0.0020	<0.0020	<0.0020	
BED1	11/12/2019	<0.0020	<0.0020	<0.0020	
PT	9/6/2019	0.039	<0.0020	0.0035	
BED1	9/6/2019	<0.0020	<0.0020	<0.0020	
BED1	5/20/2019	<0.0020	<0.0020	<0.0020	
BED1	1/8/2019	<0.0020	<0.0020	<0.0020	
BED1	10/22/2018	0.045	<0.0020	0.0034	
BED2	10/22/2018	<0.0020	<0.0020	<0.0020	
PT	7/10/2018	0.23	<0.0020	0.011	
BED1	7/10/2018	<0.0020	<0.0020	<0.0020	
BED1	4/12/2018	<0.0020	<0.0020	<0.0020	
	10/30/2017	0.047	<0.0020	0.0026	GAC installed 01/10/2018.

Concentrations in ug/L. Concentrations are rounded by the laboratory and reported to two significant figures. For samples collected prior to 10/1/2013, results for PFOA are reported under the following protocol: ND < LOD < NQ < LOQ where ND = Not Detected, NQ = Not Quantifiable, LOD = Limit of Detection, LOQ = Limit of Quantitation; the LOD/LOQ may have varied by instrument and quarter. For samples collected after 10/1/2013, samples are reported to a reporting limit (RL) of 0.0050 ug/L for PFOA. For samples collected after 6/30/2016, each target compound RL is 0.0020 ug/L. J = Analyte present, reported value may not be accurate or precise; UJ = Not detected, reporting limit may not be accurate or precise; B = Not detected substantially above the level reported in the laboratory or field blanks. Samples identified as BED1 were collected after the first carbon bed. Samples identified as BED2 were collected after the second carbon bed and represent the treated water. All other samples collected were prior to Chemours treatment. Samples identified with -D or -DUP are duplicate samples. Starting with the 3Q20 samples, the samples are analyzed by USEPA Method 537.1. Prior to 3Q20, the samples were analyzed by a modified method 537. QREP = Qualification Re-Evaluation Program.

**Table 2. Residential Granular Activated Carbon (GAC) Treatment System  
Results – Chemours Chambers Works, Deepwater, New Jersey**

Field Sample ID	Date	PFOA	PFOS	PFNA	Comments
<b>Location: 214</b>					
BED1	11/21/2022	<0.0020	<0.0020	<0.0020	
BED1-DUP	11/21/2022	<0.0020	<0.0020	<0.0020	
PT	7/5/2022	0.027	0.0023	<0.0020	
BED1	7/5/2022	<0.0020	<0.0020	<0.0020	
BED1	4/5/2022	<0.0020	<0.0020	<0.0020	
BED1-DUP	4/5/2022	<0.0020	<0.0020	<0.0020	
BED1	1/4/2022	<0.0020	<0.0020	<0.0020	
BED1-DUP	1/4/2022	<0.0020	<0.0020	<0.0020	
BED1	10/5/2021	<0.0020	<0.0020	<0.0020	
PT	7/8/2021	0.024	0.0021	<0.0020	
BED1	7/8/2021	<0.0020	<0.0020	<0.0020	
BED1-DUP	7/8/2021	<0.0020	<0.0020	<0.0020	
BED1	4/1/2021	<0.0020	<0.0020	<0.0020	
BED1-DUP	4/1/2021	<0.0020	<0.0020	<0.0020	
BED1	1/11/2021	<0.0020	<0.0020	<0.0020	
BED1-DUP	1/11/2021	<0.0020	<0.0020	<0.0020	
BED1	11/10/2020	<0.0020	<0.0020	<0.0020	

Concentrations in ug/L. Concentrations are rounded by the laboratory and reported to two significant figures. For samples collected prior to 10/1/2013, results for PFOA are reported under the following protocol: ND < LOD < NQ < LOQ where ND = Not Detected, NQ = Not Quantifiable, LOD = Limit of Detection, LOQ = Limit of Quantitation; the LOD/LOQ may have varied by instrument and quarter. For samples collected after 10/1/2013, samples are reported to a reporting limit (RL) of 0.0050 ug/L for PFOA. For samples collected after 6/30/2016, each target compound RL is 0.0020 ug/L. J = Analyte present, reported value may not be accurate or precise; UJ = Not detected, reporting limit may not be accurate or precise; B = Not detected substantially above the level reported in the laboratory or field blanks. Samples identified as BED1 were collected after the first carbon bed. Samples identified as BED2 were collected after the second carbon bed and represent the treated water. All other samples collected were prior to Chemours treatment. Samples identified with -D or -DUP are duplicate samples. Starting with the 3Q20 samples, the samples are analyzed by USEPA Method 537.1. Prior to 3Q20, the samples were analyzed by a modified method 537. QREP = Qualification Re-Evaluation Program.

**Table 2. Residential Granular Activated Carbon (GAC) Treatment System  
Results – Chemours Chambers Works, Deepwater, New Jersey**

Field Sample ID	Date	PFOA	PFOS	PFNA	Comments
PT	8/17/2020	0.024	0.0032	<0.0020	
BED1	8/17/2020	<0.0020	<0.0020	<0.0020	
BED1	6/22/2020	<0.0020	<0.0020	<0.0020	
BED1	3/17/2020	<0.0020	<0.0020	<0.0020	
BED1	10/15/2019	<0.0020	<0.0020	<0.0020	
PT	7/15/2019	0.028	0.0025	<0.0020	
BED1	7/15/2019	<0.0020	<0.0020	<0.0020	
BED1	6/3/2019	<0.0020	<0.0020	<0.0020	
BED1	3/18/2019	0.0026	<0.0020	<0.0020	
BED1	12/12/2018	<0.0020	<0.0020	<0.0020	
PT	8/27/2018	0.018	0.0032	<0.0020	
BED1	8/27/2018	<0.0020	<0.0020	<0.0020	
	10/30/2017	0.017	<0.0020	<0.0020	GAC installed 04/20/2018.
<b>Location: 215</b>					
BED1	10/19/2022	<0.0020	<0.0020	<0.0020	
BED1-DUP	10/19/2022	<0.0020	<0.0020	<0.0020	
PT	8/18/2022	0.057	0.010	0.0060	
BED1	8/18/2022	0.0024	<0.0020	<0.0020	

Concentrations in ug/L. Concentrations are rounded by the laboratory and reported to two significant figures. For samples collected prior to 10/1/2013, results for PFOA are reported under the following protocol: ND < LOD < NQ < LOQ where ND = Not Detected, NQ = Not Quantifiable, LOD = Limit of Detection, LOQ = Limit of Quantitation; the LOD/LOQ may have varied by instrument and quarter. For samples collected after 10/1/2013, samples are reported to a reporting limit (RL) of 0.0050 ug/L for PFOA. For samples collected after 6/30/2016, each target compound RL is 0.0020 ug/L. J = Analyte present, reported value may not be accurate or precise; UJ = Not detected, reporting limit may not be accurate or precise; B = Not detected substantially above the level reported in the laboratory or field blanks. Samples identified as BED1 were collected after the first carbon bed. Samples identified as BED2 were collected after the second carbon bed and represent the treated water. All other samples collected were prior to Chemours treatment. Samples identified with -D or -DUP are duplicate samples. Starting with the 3Q20 samples, the samples are analyzed by USEPA Method 537.1. Prior to 3Q20, the samples were analyzed by a modified method 537. QREP = Qualification Re-Evaluation Program.

**Table 2. Residential Granular Activated Carbon (GAC) Treatment System  
Results – Chemours Chambers Works, Deepwater, New Jersey**

Field Sample ID	Date	PFOA	PFOS	PFNA	Comments
BED2	8/18/2022	<0.0020	<0.0020	<0.0020	
BED1	4/27/2022	0.0056 J	<0.0020	<0.0020	
BED1-DUP	4/27/2022	0.0028 J	<0.0020	<0.0020	
BED2	4/27/2022	<0.0020	<0.0020	<0.0020	
BED1	2/2/2022	0.011	<0.0020	<0.0020	
BED1-DUP	2/2/2022	0.012	<0.0020	<0.0020	
BED2	2/2/2022	<0.0020	<0.0020	<0.0020	
BED1	11/4/2021	<0.0020	<0.0020	<0.0020	
PT	8/20/2021	0.070	0.011	0.0062	
BED1	8/20/2021	<0.0020	<0.0020	<0.0020	
BED1-DUP	8/20/2021	<0.0020	<0.0020	<0.0020	
BED1	5/18/2021	<0.0020	<0.0020	<0.0020	
BED1	2/26/2021	<0.0020	<0.0020	<0.0020	
BED1	10/19/2020	<0.0020	<0.0020	<0.0020	
PT	8/17/2020	0.053	0.012	0.0055	
BED1	8/17/2020	<0.0020	<0.0020	<0.0020	
BED1-DUP	8/17/2020	<0.0020	<0.0020	<0.0020	
BED1	6/10/2020	<0.0020	<0.0020	<0.0020	

Concentrations in ug/L. Concentrations are rounded by the laboratory and reported to two significant figures. For samples collected prior to 10/1/2013, results for PFOA are reported under the following protocol: ND < LOD < NQ < LOQ where ND = Not Detected, NQ = Not Quantifiable, LOD = Limit of Detection, LOQ = Limit of Quantitation; the LOD/LOQ may have varied by instrument and quarter. For samples collected after 10/1/2013, samples are reported to a reporting limit (RL) of 0.0050 ug/L for PFOA. For samples collected after 6/30/2016, each target compound RL is 0.0020 ug/L. J = Analyte present, reported value may not be accurate or precise; UJ = Not detected, reporting limit may not be accurate or precise; B = Not detected substantially above the level reported in the laboratory or field blanks. Samples identified as BED1 were collected after the first carbon bed. Samples identified as BED2 were collected after the second carbon bed and represent the treated water. All other samples collected were prior to Chemours treatment. Samples identified with -D or -DUP are duplicate samples. Starting with the 3Q20 samples, the samples are analyzed by USEPA Method 537.1. Prior to 3Q20, the samples were analyzed by a modified method 537. QREP = Qualification Re-Evaluation Program.



**Table 2. Residential Granular Activated Carbon (GAC) Treatment System  
Results – Chemours Chambers Works, Deepwater, New Jersey**

Field Sample ID	Date	PFOA	PFOS	PFNA	Comments
BED1	1/24/2020	<0.0020	<0.0020	<0.0020	
BED1	10/7/2019	<0.0020	<0.0020	<0.0020	
PT	7/10/2019	0.063	0.0099	0.0042	
BED1	7/10/2019	<0.0020	<0.0020	<0.0020	
BED1	4/8/2019	<0.0020	<0.0020	<0.0020	
BED1	1/16/2019	<0.0020	<0.0020	<0.0020	
BED1-DUP	1/16/2019	<0.0020	<0.0020	<0.0020	
BED1	10/29/2018	<0.0020	<0.0020	<0.0020	
BED1-DUP	10/29/2018	<0.0020	<0.0020	<0.0020	
PT	7/18/2018	0.050	0.0087	0.0035	
BED1	7/18/2018	<0.0020	<0.0020	<0.0020	
BED1-DUP	7/18/2018	<0.0020	<0.0020	<0.0020	
BED1	4/13/2018	<0.0020	<0.0020	<0.0020	
BED1-DUP	4/13/2018	<0.0020	<0.0020	<0.0020	
	10/30/2017	0.049	0.0092	0.0033	GAC installed 01/16/2018.
<b>Location: 216</b>					
BED1	10/5/2022	<0.0020 UJ	<0.0020	<0.0020 UJ	
PT	7/13/2022	0.037	<0.0020	<0.0020	

Concentrations in ug/L. Concentrations are rounded by the laboratory and reported to two significant figures. For samples collected prior to 10/1/2013, results for PFOA are reported under the following protocol: ND < LOD < NQ < LOQ where ND = Not Detected, NQ = Not Quantifiable, LOD = Limit of Detection, LOQ = Limit of Quantitation; the LOD/LOQ may have varied by instrument and quarter. For samples collected after 10/1/2013, samples are reported to a reporting limit (RL) of 0.0050 ug/L for PFOA. For samples collected after 6/30/2016, each target compound RL is 0.0020 ug/L. J = Analyte present, reported value may not be accurate or precise; UJ = Not detected, reporting limit may not be accurate or precise; B = Not detected substantially above the level reported in the laboratory or field blanks. Samples identified as BED1 were collected after the first carbon bed. Samples identified as BED2 were collected after the second carbon bed and represent the treated water. All other samples collected were prior to Chemours treatment. Samples identified with -D or -DUP are duplicate samples. Starting with the 3Q20 samples, the samples are analyzed by USEPA Method 537.1. Prior to 3Q20, the samples were analyzed by a modified method 537. QREP = Qualification Re-Evaluation Program.

**Table 2. Residential Granular Activated Carbon (GAC) Treatment System  
Results – Chemours Chambers Works, Deepwater, New Jersey**

Field Sample ID	Date	PFOA	PFOS	PFNA	Comments
BED1	7/13/2022	<0.0020	<0.0020	<0.0020	
BED1	4/6/2022	<0.0020	<0.0020	<0.0020	
BED1-DUP	4/6/2022	0.0024	<0.0020	<0.0020	
BED2	4/6/2022	<0.0020	<0.0020	<0.0020	
BED1	1/5/2022	<0.0020	<0.0020	<0.0020	
BED1	10/7/2021	<0.0020	<0.0020	<0.0020	
PT	7/14/2021	0.049	0.0020	0.0025	
BED1	7/14/2021	<0.0020	<0.0020	<0.0020	
BED1	4/12/2021	<0.0020	<0.0020	<0.0020	
BED1	1/21/2021	0.0034	<0.0020	<0.0020	
BED2	1/21/2021	<0.0020	<0.0020	<0.0020	
BED1	10/7/2020	<0.0020	<0.0020	<0.0020	
PT	7/28/2020	0.036	<0.0020	0.0025	
BED1	7/28/2020	<0.0020	<0.0020	<0.0020	
BED1	6/5/2020	0.0042	<0.0020	<0.0020	
BED1	2/10/2020	<0.0020	<0.0020	<0.0020	
BED1	10/29/2019	<0.0020	<0.0020	<0.0020	
PT	8/21/2019	0.049	0.0057	0.0029	

Concentrations in ug/L. Concentrations are rounded by the laboratory and reported to two significant figures. For samples collected prior to 10/1/2013, results for PFOA are reported under the following protocol: ND < LOD < NQ < LOQ where ND = Not Detected, NQ = Not Quantifiable, LOD = Limit of Detection, LOQ = Limit of Quantitation; the LOD/LOQ may have varied by instrument and quarter. For samples collected after 10/1/2013, samples are reported to a reporting limit (RL) of 0.0050 ug/L for PFOA. For samples collected after 6/30/2016, each target compound RL is 0.0020 ug/L. J = Analyte present, reported value may not be accurate or precise; UJ = Not detected, reporting limit may not be accurate or precise; B = Not detected substantially above the level reported in the laboratory or field blanks. Samples identified as BED1 were collected after the first carbon bed. Samples identified as BED2 were collected after the second carbon bed and represent the treated water. All other samples collected were prior to Chemours treatment. Samples identified with -D or -DUP are duplicate samples. Starting with the 3Q20 samples, the samples are analyzed by USEPA Method 537.1. Prior to 3Q20, the samples were analyzed by a modified method 537. QREP = Qualification Re-Evaluation Program.

**Table 2. Residential Granular Activated Carbon (GAC) Treatment System  
Results – Chemours Chambers Works, Deepwater, New Jersey**

Field Sample ID	Date	PFOA	PFOS	PFNA	Comments
BED1	8/21/2019	<0.0020	<0.0020	<0.0020	
BED1	5/8/2019	<0.0020	<0.0020	<0.0020	
BED1	3/7/2019	<0.0020	<0.0020	<0.0020	
BED1	12/13/2018	<0.0020	<0.0020	<0.0020	
PT	7/24/2018	0.058	0.0029	0.0042	
BED1	7/24/2018	<0.0020	<0.0020	<0.0020	
BED1	4/16/2018	<0.0020	<0.0020	<0.0020	
	10/30/2017	0.027	<0.0020	<0.0020	GAC installed 01/19/2018.
<b>Location: 217</b>					
BED1	10/17/2022	<0.0020	<0.0020	<0.0020	
PT	7/18/2022	0.062	0.0031	0.010	
BED1	7/18/2022	0.0042	<0.0020	<0.0020	
BED2	7/18/2022	<0.0020	<0.0020	<0.0020	
BED1	4/19/2022	<0.0020	<0.0020	<0.0020	
BED1	1/24/2022	<0.0020	<0.0020	<0.0020	
BED1-DUP	1/24/2022	<0.0020	<0.0020	<0.0020	
BED1	10/12/2021	<0.0020	<0.0020	<0.0020	
BED1-DUP	10/12/2021	<0.0020	<0.0020	<0.0020	

Concentrations in ug/L. Concentrations are rounded by the laboratory and reported to two significant figures. For samples collected prior to 10/1/2013, results for PFOA are reported under the following protocol: ND < LOD < NQ < LOQ where ND = Not Detected, NQ = Not Quantifiable, LOD = Limit of Detection, LOQ = Limit of Quantitation; the LOD/LOQ may have varied by instrument and quarter. For samples collected after 10/1/2013, samples are reported to a reporting limit (RL) of 0.0050 ug/L for PFOA. For samples collected after 6/30/2016, each target compound RL is 0.0020 ug/L. J = Analyte present, reported value may not be accurate or precise; UJ = Not detected, reporting limit may not be accurate or precise; B = Not detected substantially above the level reported in the laboratory or field blanks. Samples identified as BED1 were collected after the first carbon bed. Samples identified as BED2 were collected after the second carbon bed and represent the treated water. All other samples collected were prior to Chemours treatment. Samples identified with -D or -DUP are duplicate samples. Starting with the 3Q20 samples, the samples are analyzed by USEPA Method 537.1. Prior to 3Q20, the samples were analyzed by a modified method 537. QREP = Qualification Re-Evaluation Program.

**Table 2. Residential Granular Activated Carbon (GAC) Treatment System  
Results – Chemours Chambers Works, Deepwater, New Jersey**

Field Sample ID	Date	PFOA	PFOS	PFNA	Comments
PT	7/19/2021	0.080	0.0035	0.015	
BED1	7/19/2021	0.015	<0.0020	<0.0020	
BED2	7/19/2021	<0.0020	<0.0020	<0.0020	
BED1	4/28/2021	<0.0020	<0.0020	<0.0020	
BED1	2/4/2021	<0.0020	<0.0020	<0.0020	
BED1	10/29/2020	<0.0020	<0.0020	<0.0020	
PT	8/27/2020	0.091	0.0037 J	0.015 J	
BED1	8/27/2020	<0.0020	<0.0020	<0.0020	
BED1	6/12/2020	<0.0020	<0.0020	<0.0020	
BED1	2/6/2020	<0.0020	<0.0020	<0.0020	
BED1	10/29/2019	<0.0020	<0.0020	<0.0020	
PT	8/21/2019	0.091	0.0064	0.016	
BED1	8/21/2019	<0.0020	<0.0020	<0.0020	
BED1	5/7/2019	<0.0020	<0.0020	<0.0020	
BED1	2/4/2019	<0.0020	<0.0020	<0.0020	
BED1	11/2/2018	<0.0020	<0.0020	<0.0020	
PT	7/13/2018	0.093	0.0037	0.014	
BED1	7/13/2018	<0.0020	<0.0020	<0.0020	

Concentrations in ug/L. Concentrations are rounded by the laboratory and reported to two significant figures. For samples collected prior to 10/1/2013, results for PFOA are reported under the following protocol: ND < LOD < NQ < LOQ where ND = Not Detected, NQ = Not Quantifiable, LOD = Limit of Detection, LOQ = Limit of Quantitation; the LOD/LOQ may have varied by instrument and quarter. For samples collected after 10/1/2013, samples are reported to a reporting limit (RL) of 0.0050 ug/L for PFOA. For samples collected after 6/30/2016, each target compound RL is 0.0020 ug/L. J = Analyte present, reported value may not be accurate or precise; UJ = Not detected, reporting limit may not be accurate or precise; B = Not detected substantially above the level reported in the laboratory or field blanks. Samples identified as BED1 were collected after the first carbon bed. Samples identified as BED2 were collected after the second carbon bed and represent the treated water. All other samples collected were prior to Chemours treatment. Samples identified with -D or -DUP are duplicate samples. Starting with the 3Q20 samples, the samples are analyzed by USEPA Method 537.1. Prior to 3Q20, the samples were analyzed by a modified method 537. QREP = Qualification Re-Evaluation Program.

**Table 2. Residential Granular Activated Carbon (GAC) Treatment System  
Results – Chemours Chambers Works, Deepwater, New Jersey**

Field Sample ID	Date	PFOA	PFOS	PFNA	Comments
BED1	4/13/2018	<0.0020	<0.0020	<0.0020	
	10/30/2017	0.089	0.004	0.013	GAC installed 01/16/2018.
<b>Location: 218</b>					
BED1	10/25/2022	<0.0020	<0.0020	<0.0020	
PT	8/17/2022	0.075	0.0063	0.0073	
BED1	8/17/2022	<0.0020	<0.0020	<0.0020	
BED1	4/28/2022	<0.0020	<0.0020	<0.0020	
BED1	2/1/2022	<0.0020	<0.0020	<0.0020	
BED1	10/22/2021	<0.0020	<0.0020	<0.0020	
BED1-DUP	10/22/2021	<0.0020	<0.0020	<0.0020	
PT	7/23/2021	0.086	0.0058	0.0075	
BED1	7/23/2021	<0.0020	<0.0020	<0.0020	
BED1	4/23/2021	<0.0020	<0.0020	<0.0020	
BED1	1/26/2021	<0.0020	<0.0020	<0.0020	
BED1	10/7/2020	<0.0020	<0.0020	<0.0020	
BED1-DUP	10/7/2020	<0.0020	<0.0020	<0.0020	
PT	8/3/2020	0.063	0.0065	0.0072	
BED1	8/3/2020	<0.002	<0.002	<0.002	

Concentrations in ug/L. Concentrations are rounded by the laboratory and reported to two significant figures. For samples collected prior to 10/1/2013, results for PFOA are reported under the following protocol: ND < LOD < NQ < LOQ where ND = Not Detected, NQ = Not Quantifiable, LOD = Limit of Detection, LOQ = Limit of Quantitation; the LOD/LOQ may have varied by instrument and quarter. For samples collected after 10/1/2013, samples are reported to a reporting limit (RL) of 0.0050 ug/L for PFOA. For samples collected after 6/30/2016, each target compound RL is 0.0020 ug/L. J = Analyte present, reported value may not be accurate or precise; UJ = Not detected, reporting limit may not be accurate or precise; B = Not detected substantially above the level reported in the laboratory or field blanks. Samples identified as BED1 were collected after the first carbon bed. Samples identified as BED2 were collected after the second carbon bed and represent the treated water. All other samples collected were prior to Chemours treatment. Samples identified with -D or -DUP are duplicate samples. Starting with the 3Q20 samples, the samples are analyzed by USEPA Method 537.1. Prior to 3Q20, the samples were analyzed by a modified method 537. QREP = Qualification Re-Evaluation Program.

**Table 2. Residential Granular Activated Carbon (GAC) Treatment System  
Results – Chemours Chambers Works, Deepwater, New Jersey**

Field Sample ID	Date	PFOA	PFOS	PFNA	Comments
BED1	6/5/2020	<0.0020	<0.0020	<0.0020	
BED1	2/24/2020	<0.0020	<0.0020	<0.0020	
BED1	10/18/2019	<0.0020	<0.0020	<0.0020	
PT	7/15/2019	0.082	0.0078	0.0074	
BED1	7/15/2019	<0.0020	<0.0020	<0.0020	
BED1	4/11/2019	<0.0020	<0.0020	<0.0020	
BED1	1/23/2019	<0.0020	<0.0020	<0.0020	
BED1-DUP	1/23/2019	<0.0020	<0.0020	<0.0020	
BED1	11/5/2018	<0.0020	<0.0020	<0.0020	
BED1-DUP	11/5/2018	<0.0020	<0.0020	<0.0020	
PT	7/30/2018	0.073	0.0097	0.0076	
BED1	7/30/2018	<0.0020	<0.0020	<0.0020	
BED1-DUP	7/30/2018	<0.0020	<0.0020	<0.0020	
BED1	4/12/2018	<0.0020	<0.0020	<0.0020	
BED1-DUP	4/12/2018	<0.0020	<0.0020	<0.0020	
	10/31/2017	0.078	0.0075	0.0069	GAC installed 01/25/2018.
<b>Location: 219</b>					
BED1	11/15/2022	<0.0020	<0.0020	<0.0020	

Concentrations in ug/L. Concentrations are rounded by the laboratory and reported to two significant figures. For samples collected prior to 10/1/2013, results for PFOA are reported under the following protocol: ND < LOD < NQ < LOQ where ND = Not Detected, NQ = Not Quantifiable, LOD = Limit of Detection, LOQ = Limit of Quantitation; the LOD/LOQ may have varied by instrument and quarter. For samples collected after 10/1/2013, samples are reported to a reporting limit (RL) of 0.0050 ug/L for PFOA. For samples collected after 6/30/2016, each target compound RL is 0.0020 ug/L. J = Analyte present, reported value may not be accurate or precise; UJ = Not detected, reporting limit may not be accurate or precise; B = Not detected substantially above the level reported in the laboratory or field blanks. Samples identified as BED1 were collected after the first carbon bed. Samples identified as BED2 were collected after the second carbon bed and represent the treated water. All other samples collected were prior to Chemours treatment. Samples identified with -D or -DUP are duplicate samples. Starting with the 3Q20 samples, the samples are analyzed by USEPA Method 537.1. Prior to 3Q20, the samples were analyzed by a modified method 537. QREP = Qualification Re-Evaluation Program.

**Table 2. Residential Granular Activated Carbon (GAC) Treatment System  
Results – Chemours Chambers Works, Deepwater, New Jersey**

Field Sample ID	Date	PFOA	PFOS	PFNA	Comments
PT	9/14/2022	0.050	0.0030	<0.0020	
BED1	9/14/2022	<0.0020	<0.0020	<0.0020	
BED1	6/7/2022	<0.0020	<0.0020	<0.0020	
BED1-DUP	6/7/2022	<0.0020	<0.0020	<0.0020	
BED1	2/17/2022	<0.0020	<0.0020	<0.0020	
BED1	11/22/2021	<0.0020	<0.0020	<0.0020	
BED1-DUP	11/22/2021	<0.0020	<0.0020	<0.0020	
PT	9/20/2021	0.041	0.0022	<0.0020	
BED1	9/20/2021	<0.0020	<0.0020	<0.0020	
BED1-DUP	9/20/2021	<0.0020	<0.0020	<0.0020	
BED1	4/29/2021	<0.0020	<0.0020	<0.0020	
BED1	2/4/2021	<0.0020	<0.0020	<0.0020	
BED1	10/27/2020	<0.0020	<0.0020	<0.0020	
BED1-DUP	10/27/2020	<0.0020	<0.0020	<0.0020	
PT	8/19/2020	0.053	0.0028	<0.0020	
BED1	8/19/2020	<0.0020	<0.0020	<0.0020	
BED1	6/5/2020	<0.0020	<0.0020	<0.0020	
BED1	1/24/2020	<0.0020	<0.0020	<0.0020	

Concentrations in ug/L. Concentrations are rounded by the laboratory and reported to two significant figures. For samples collected prior to 10/1/2013, results for PFOA are reported under the following protocol: ND < LOD < NQ < LOQ where ND = Not Detected, NQ = Not Quantifiable, LOD = Limit of Detection, LOQ = Limit of Quantitation; the LOD/LOQ may have varied by instrument and quarter. For samples collected after 10/1/2013, samples are reported to a reporting limit (RL) of 0.0050 ug/L for PFOA. For samples collected after 6/30/2016, each target compound RL is 0.0020 ug/L. J = Analyte present, reported value may not be accurate or precise; UJ = Not detected, reporting limit may not be accurate or precise; B = Not detected substantially above the level reported in the laboratory or field blanks. Samples identified as BED1 were collected after the first carbon bed. Samples identified as BED2 were collected after the second carbon bed and represent the treated water. All other samples collected were prior to Chemours treatment. Samples identified with -D or -DUP are duplicate samples. Starting with the 3Q20 samples, the samples are analyzed by USEPA Method 537.1. Prior to 3Q20, the samples were analyzed by a modified method 537. QREP = Qualification Re-Evaluation Program.

**Table 2. Residential Granular Activated Carbon (GAC) Treatment System  
Results – Chemours Chambers Works, Deepwater, New Jersey**

Field Sample ID	Date	PFOA	PFOS	PFNA	Comments
BED1	10/8/2019	<0.0020	<0.0020	<0.0020	
PT	7/9/2019	0.040	0.0026	<0.0020	
BED1	7/9/2019	<0.0020	<0.0020	<0.0020	
BED1	4/3/2019	<0.0020	<0.0020	<0.0020	
BED1	1/11/2019	<0.0020	<0.0020	<0.0020	
BED1	10/24/2018	<0.0020	<0.0020	<0.0020	
PT	7/11/2018	0.041	0.0028	<0.0020	
BED1	7/11/2018	<0.0020	<0.0020	<0.0020	
BED1	4/12/2018	<0.0020	<0.0020	<0.0020	
	10/31/2017	0.042	0.003	<0.0020	GAC installed 01/25/2018.
<b>Location: 220</b>					
BED1	10/12/2022	<0.0020	<0.0020	<0.0020	
BED1-DUP	10/12/2022	<0.0020	<0.0020	<0.0020	
PT	7/25/2022	0.034	<0.0020	<0.0020	
BED1	7/25/2022	<0.0020 UJ	<0.0020 UJ	<0.0020 UJ	
BED1-DUP	7/25/2022	<0.0020	<0.0020	<0.0020	
BED1	4/18/2022	<0.0020	<0.0020	<0.0020	
BED1	1/24/2022	<0.0020	<0.0020	<0.0020	

Concentrations in ug/L. Concentrations are rounded by the laboratory and reported to two significant figures. For samples collected prior to 10/1/2013, results for PFOA are reported under the following protocol: ND < LOD < NQ < LOQ where ND = Not Detected, NQ = Not Quantifiable, LOD = Limit of Detection, LOQ = Limit of Quantitation; the LOD/LOQ may have varied by instrument and quarter. For samples collected after 10/1/2013, samples are reported to a reporting limit (RL) of 0.0050 ug/L for PFOA. For samples collected after 6/30/2016, each target compound RL is 0.0020 ug/L. J = Analyte present, reported value may not be accurate or precise; UJ = Not detected, reporting limit may not be accurate or precise; B = Not detected substantially above the level reported in the laboratory or field blanks. Samples identified as BED1 were collected after the first carbon bed. Samples identified as BED2 were collected after the second carbon bed and represent the treated water. All other samples collected were prior to Chemours treatment. Samples identified with -D or -DUP are duplicate samples. Starting with the 3Q20 samples, the samples are analyzed by USEPA Method 537.1. Prior to 3Q20, the samples were analyzed by a modified method 537. QREP = Qualification Re-Evaluation Program.



**Table 2. Residential Granular Activated Carbon (GAC) Treatment System  
Results – Chemours Chambers Works, Deepwater, New Jersey**

Field Sample ID	Date	PFOA	PFOS	PFNA	Comments
BED1-DUP	1/24/2022	<0.0020	<0.0020	<0.0020	
BED1	10/6/2021	<0.0020	<0.0020	<0.0020	
BED1-DUP	10/6/2021	<0.0020	<0.0020	<0.0020	
PT	7/19/2021	0.026	<0.0020	<0.0020	
BED1	7/19/2021	<0.0020	<0.0020	<0.0020	
BED1-DUP	7/19/2021	<0.0020	<0.0020	<0.0020	
BED1	4/6/2021	<0.0020	<0.0020	<0.0020	
BED1	1/11/2021	<0.0020	<0.0020	<0.0020	
BED1	10/5/2020	<0.0020	<0.0020	<0.0020	
PT	8/3/2020	0.023	<0.002	<0.002	
BED1	8/3/2020	<0.002	<0.002	<0.002	
BED1	6/4/2020	<0.0020	<0.0020	<0.0020	
BED1-DUP	6/4/2020	<0.0020	<0.0020	<0.0020	
BED1	1/24/2020	<0.0020	<0.0020	<0.0020	
	8/14/2019	0.021	<0.0020	<0.0020	GAC installed 10/21/2019.
	4/23/2018	0.0091	<0.0020	<0.0020	
-DUP	4/23/2018	0.0094	<0.0020	<0.0020	
	11/3/2017	0.011	<0.0020	<0.0020	

Concentrations in ug/L. Concentrations are rounded by the laboratory and reported to two significant figures. For samples collected prior to 10/1/2013, results for PFOA are reported under the following protocol: ND < LOD < NQ < LOQ where ND = Not Detected, NQ = Not Quantifiable, LOD = Limit of Detection, LOQ = Limit of Quantitation; the LOD/LOQ may have varied by instrument and quarter. For samples collected after 10/1/2013, samples are reported to a reporting limit (RL) of 0.0050 ug/L for PFOA. For samples collected after 6/30/2016, each target compound RL is 0.0020 ug/L. J = Analyte present, reported value may not be accurate or precise; UJ = Not detected, reporting limit may not be accurate or precise; B = Not detected substantially above the level reported in the laboratory or field blanks. Samples identified as BED1 were collected after the first carbon bed. Samples identified as BED2 were collected after the second carbon bed and represent the treated water. All other samples collected were prior to Chemours treatment. Samples identified with -D or -DUP are duplicate samples. Starting with the 3Q20 samples, the samples are analyzed by USEPA Method 537.1. Prior to 3Q20, the samples were analyzed by a modified method 537. QREP = Qualification Re-Evaluation Program.

**Table 2. Residential Granular Activated Carbon (GAC) Treatment System  
Results – Chemours Chambers Works, Deepwater, New Jersey**

Field Sample ID	Date	PFOA	PFOS	PFNA	Comments
<b>Location: 222</b>					
BED1	10/20/2022	<0.0020	<0.0020	<0.0020	
PT	8/9/2022	0.059	0.0049 J	0.0060	
BED1	8/9/2022	<0.0020	<0.0020	<0.0020	
BED1	4/25/2022	<0.0020	<0.0020	<0.0020	
BED1	2/1/2022	<0.0020	<0.0020	<0.0020	
BED1	10/11/2021	<0.0020	<0.0020	<0.0020	
PT	7/19/2021	0.065	0.010	0.0074	
BED1	7/19/2021	<0.0020	<0.0020	<0.0020	
BED1	4/15/2021	<0.0020	<0.0020	<0.0020	
BED1	1/21/2021	<0.0020	<0.0020	<0.0020	
BED1	10/14/2020	<0.0020	<0.0020	<0.0020	
BED1-DUP	10/14/2020	<0.0020	<0.0020	<0.0020	
PT	8/6/2020	0.058	0.0061	0.0053	
BED1	8/6/2020	<0.0020	<0.0020	<0.0020	
BED1	6/8/2020	<0.0020	<0.0020	<0.0020	
BED1	1/27/2020	0.0026	<0.0020	<0.0020	
BED1	10/11/2019	<0.0020	<0.0020	<0.0020	

Concentrations in ug/L. Concentrations are rounded by the laboratory and reported to two significant figures. For samples collected prior to 10/1/2013, results for PFOA are reported under the following protocol: ND < LOD < NQ < LOQ where ND = Not Detected, NQ = Not Quantifiable, LOD = Limit of Detection, LOQ = Limit of Quantitation; the LOD/LOQ may have varied by instrument and quarter. For samples collected after 10/1/2013, samples are reported to a reporting limit (RL) of 0.0050 ug/L for PFOA. For samples collected after 6/30/2016, each target compound RL is 0.0020 ug/L. J = Analyte present, reported value may not be accurate or precise; UJ = Not detected, reporting limit may not be accurate or precise; B = Not detected substantially above the level reported in the laboratory or field blanks. Samples identified as BED1 were collected after the first carbon bed. Samples identified as BED2 were collected after the second carbon bed and represent the treated water. All other samples collected were prior to Chemours treatment. Samples identified with -D or -DUP are duplicate samples. Starting with the 3Q20 samples, the samples are analyzed by USEPA Method 537.1. Prior to 3Q20, the samples were analyzed by a modified method 537. QREP = Qualification Re-Evaluation Program.

**Table 2. Residential Granular Activated Carbon (GAC) Treatment System  
Results – Chemours Chambers Works, Deepwater, New Jersey**

Field Sample ID	Date	PFOA	PFOS	PFNA	Comments
PT	7/10/2019	0.060	0.012	0.0077	
BED1	7/10/2019	<0.0020	<0.0020	<0.0020	
BED1	4/5/2019	<0.0020	<0.0020	<0.0020	
BED1	1/10/2019	<0.0020	<0.0020	<0.0020	
BED1	10/25/2018	<0.0020	<0.0020	<0.0020	
BED1-DUP	10/25/2018	<0.0020	<0.0020	<0.0020	
PT	7/10/2018	0.047	0.0077	0.0065	
BED1	7/10/2018	<0.0020	<0.0020	<0.0020	
BED1	4/17/2018	<0.0020	<0.0020	<0.0020	
	11/3/2017	0.058	0.0059	0.0088	GAC installed 01/18/2018.
<b>Location: 223</b>					
BED1	10/12/2022	<0.0020	<0.0020	<0.0020	
PT	7/11/2022	0.029	0.0076	0.0020	
BED1	7/11/2022	<0.0020	<0.0020	<0.0020	
BED1	4/6/2022	<0.0020	<0.0020	<0.0020	
BED1	1/6/2022	<0.0020	<0.0020	<0.0020	
BED1	10/8/2021	<0.0020	<0.0020	<0.0020	
BED1-DUP	10/8/2021	<0.0020	<0.0020	<0.0020	

Concentrations in ug/L. Concentrations are rounded by the laboratory and reported to two significant figures. For samples collected prior to 10/1/2013, results for PFOA are reported under the following protocol: ND < LOD < NQ < LOQ where ND = Not Detected, NQ = Not Quantifiable, LOD = Limit of Detection, LOQ = Limit of Quantitation; the LOD/LOQ may have varied by instrument and quarter. For samples collected after 10/1/2013, samples are reported to a reporting limit (RL) of 0.0050 ug/L for PFOA. For samples collected after 6/30/2016, each target compound RL is 0.0020 ug/L. J = Analyte present, reported value may not be accurate or precise; UJ = Not detected, reporting limit may not be accurate or precise; B = Not detected substantially above the level reported in the laboratory or field blanks. Samples identified as BED1 were collected after the first carbon bed. Samples identified as BED2 were collected after the second carbon bed and represent the treated water. All other samples collected were prior to Chemours treatment. Samples identified with -D or -DUP are duplicate samples. Starting with the 3Q20 samples, the samples are analyzed by USEPA Method 537.1. Prior to 3Q20, the samples were analyzed by a modified method 537. QREP = Qualification Re-Evaluation Program.

**Table 2. Residential Granular Activated Carbon (GAC) Treatment System  
Results – Chemours Chambers Works, Deepwater, New Jersey**

Field Sample ID	Date	PFOA	PFOS	PFNA	Comments
PT	7/14/2021	0.032	0.0086	0.0020	
BED1	7/14/2021	<0.0020	<0.0020	<0.0020	
BED1	4/13/2021	<0.0020	<0.0020	<0.0020	
BED1	1/22/2021	<0.0020	<0.0020	<0.0020	
BED1	10/19/2020	<0.0020	<0.0020	<0.0020	
PT	8/12/2020	0.026	0.0084	<0.0020	
BED1	8/12/2020	<0.0020	<0.0020	<0.0020	
BED1	6/9/2020	<0.0020	<0.0020	<0.0020	
BED1	1/27/2020	<0.0020	<0.0020	<0.0020	
BED1	10/14/2019	<0.0020	<0.0020	<0.0020	
PT	7/22/2019	0.033	0.0076	<0.0020	
BED1	7/22/2019	<0.0020	<0.0020	<0.0020	
BED1	4/15/2019	<0.0020	<0.0020	<0.0020	
BED1	1/23/2019	<0.0020	<0.0020	<0.0020	
BED1	10/31/2018	<0.0020	<0.0020	<0.0020	
PT	7/17/2018	0.023	0.0078	<0.0020	
BED1	7/17/2018	<0.0020	<0.0020	<0.0020	
BED1	4/16/2018	<0.0020	<0.0020	<0.0020	

Concentrations in ug/L. Concentrations are rounded by the laboratory and reported to two significant figures. For samples collected prior to 10/1/2013, results for PFOA are reported under the following protocol: ND < LOD < NQ < LOQ where ND = Not Detected, NQ = Not Quantifiable, LOD = Limit of Detection, LOQ = Limit of Quantitation; the LOD/LOQ may have varied by instrument and quarter. For samples collected after 10/1/2013, samples are reported to a reporting limit (RL) of 0.0050 ug/L for PFOA. For samples collected after 6/30/2016, each target compound RL is 0.0020 ug/L. J = Analyte present, reported value may not be accurate or precise; UJ = Not detected, reporting limit may not be accurate or precise; B = Not detected substantially above the level reported in the laboratory or field blanks. Samples identified as BED1 were collected after the first carbon bed. Samples identified as BED2 were collected after the second carbon bed and represent the treated water. All other samples collected were prior to Chemours treatment. Samples identified with -D or -DUP are duplicate samples. Starting with the 3Q20 samples, the samples are analyzed by USEPA Method 537.1. Prior to 3Q20, the samples were analyzed by a modified method 537. QREP = Qualification Re-Evaluation Program.

**Table 2. Residential Granular Activated Carbon (GAC) Treatment System  
Results – Chemours Chambers Works, Deepwater, New Jersey**

Field Sample ID	Date	PFOA	PFOS	PFNA	Comments
BED1-DUP	4/16/2018	<0.0020	<0.0020	<0.0020	
	11/3/2017	0.024	0.0075	<0.0020	GAC installed 02/07/2018.
<b>Location: 224</b>					
BED1	12/13/2022	<0.0020	<0.0020	<0.0020	
BED1-DUP	12/13/2022	<0.0020	<0.0020	<0.0020	
PT	9/19/2022	0.051	<0.0020	0.0024	
BED1	9/19/2022	<0.0020	<0.0020	<0.0020	
BED1	5/3/2022	<0.0020	<0.0020	<0.0020	
BED1	3/22/2022	<0.0020	<0.0020	<0.0020	
BED1	12/8/2021	<0.0020	<0.0020	<0.0020	
PT	8/31/2021	0.076	0.013	0.0068	
BED1	8/31/2021	<0.0020	<0.0020	<0.0020	
BED1	5/5/2021	<0.0020	<0.0020	<0.0020	
BED1	2/11/2021	<0.0020	<0.0020	<0.0020	
BED1	11/10/2020	<0.0020	<0.0020	<0.0020	
PT	9/9/2020	0.058	0.0029	0.0026	
BED1	9/9/2020	<0.0020	<0.0020	<0.0020	
BED1	6/23/2020	<0.0020	<0.0020	<0.0020	

Concentrations in ug/L. Concentrations are rounded by the laboratory and reported to two significant figures. For samples collected prior to 10/1/2013, results for PFOA are reported under the following protocol: ND < LOD < NQ < LOQ where ND = Not Detected, NQ = Not Quantifiable, LOD = Limit of Detection, LOQ = Limit of Quantitation; the LOD/LOQ may have varied by instrument and quarter. For samples collected after 10/1/2013, samples are reported to a reporting limit (RL) of 0.0050 ug/L for PFOA. For samples collected after 6/30/2016, each target compound RL is 0.0020 ug/L. J = Analyte present, reported value may not be accurate or precise; UJ = Not detected, reporting limit may not be accurate or precise; B = Not detected substantially above the level reported in the laboratory or field blanks. Samples identified as BED1 were collected after the first carbon bed. Samples identified as BED2 were collected after the second carbon bed and represent the treated water. All other samples collected were prior to Chemours treatment. Samples identified with -D or -DUP are duplicate samples. Starting with the 3Q20 samples, the samples are analyzed by USEPA Method 537.1. Prior to 3Q20, the samples were analyzed by a modified method 537. QREP = Qualification Re-Evaluation Program.

**Table 2. Residential Granular Activated Carbon (GAC) Treatment System  
Results – Chemours Chambers Works, Deepwater, New Jersey**

Field Sample ID	Date	PFOA	PFOS	PFNA	Comments
BED1	2/7/2020	<0.0020	<0.0020	<0.0020	
BED1	10/30/2019	<0.0020	<0.0020	<0.0020	
PT	8/27/2019	0.078	0.0093	0.0050	
BED1	8/27/2019	<0.0020	<0.0020	<0.0020	
BED1	5/15/2019	<0.0020	<0.0020	<0.0020	
BED1-DUP	5/15/2019	<0.0020	<0.0020	<0.0020	
BED1	3/22/2019	<0.0020	<0.0020	<0.0020	
BED1	12/10/2018	<0.0020	<0.0020	<0.0020	
PT	8/28/2018	0.059	0.0026	0.0027	
BED1	8/28/2018	<0.0020	<0.0020	<0.0020	
BED1	5/31/2018	<0.0020	<0.0020	<0.0020	
	11/7/2017	0.043	<0.0020	<0.0020	GAC installed 02/09/2018.
<b>Location: 225</b>					
BED1	10/6/2022	<0.0020	<0.0020	<0.0020	
PT	7/14/2022	0.035	0.0032	<0.0020	
BED1	7/14/2022	<0.0020	<0.0020	<0.0020	
BED1	4/13/2022	<0.0020 UJ	<0.0020 UJ	<0.0020 UJ	
BED1	1/25/2022	<0.0020	<0.0020	<0.0020	

Concentrations in ug/L. Concentrations are rounded by the laboratory and reported to two significant figures. For samples collected prior to 10/1/2013, results for PFOA are reported under the following protocol: ND < LOD < NQ < LOQ where ND = Not Detected, NQ = Not Quantifiable, LOD = Limit of Detection, LOQ = Limit of Quantitation; the LOD/LOQ may have varied by instrument and quarter. For samples collected after 10/1/2013, samples are reported to a reporting limit (RL) of 0.0050 ug/L for PFOA. For samples collected after 6/30/2016, each target compound RL is 0.0020 ug/L. J = Analyte present, reported value may not be accurate or precise; UJ = Not detected, reporting limit may not be accurate or precise; B = Not detected substantially above the level reported in the laboratory or field blanks. Samples identified as BED1 were collected after the first carbon bed. Samples identified as BED2 were collected after the second carbon bed and represent the treated water. All other samples collected were prior to Chemours treatment. Samples identified with -D or -DUP are duplicate samples. Starting with the 3Q20 samples, the samples are analyzed by USEPA Method 537.1. Prior to 3Q20, the samples were analyzed by a modified method 537. QREP = Qualification Re-Evaluation Program.

**Table 2. Residential Granular Activated Carbon (GAC) Treatment System  
Results – Chemours Chambers Works, Deepwater, New Jersey**

Field Sample ID	Date	PFOA	PFOS	PFNA	Comments
BED1	10/29/2021	<0.0020	<0.0020	<0.0020	
PT	8/18/2021	0.037	0.0051	<0.0020	
BED1	8/18/2021	<0.0020	<0.0020	<0.0020	
BED1	6/1/2021	<0.0020	<0.0020	<0.0020	
BED1-DUP	6/1/2021	<0.0020	<0.0020	<0.0020	
BED1	2/9/2021	<0.0020	<0.0020	<0.0020	
BED1	11/3/2020	<0.0020	<0.0020	<0.0020	
PT	8/26/2020	0.042	0.0034	<0.0020	
BED1	8/26/2020	<0.0020	<0.0020	<0.0020	
BED1	6/17/2020	<0.0020	<0.0020	<0.0020	
BED1	2/11/2020	<0.0020	<0.0020	<0.0020	
BED1	11/1/2019	<0.0020	<0.0020	<0.0020	
PT	8/28/2019	0.034	0.0037	<0.0020	
BED1	8/28/2019	<0.0020	<0.0020	<0.0020	
BED1	3/20/2019	<0.0020	<0.0020	<0.0020	
BED1	12/6/2018	<0.0020	<0.0020	<0.0020	
PT	9/10/2018	0.036	0.0030	<0.0020	
BED1	9/10/2018	<0.0020	<0.0020	<0.0020	

Concentrations in ug/L. Concentrations are rounded by the laboratory and reported to two significant figures. For samples collected prior to 10/1/2013, results for PFOA are reported under the following protocol: ND < LOD < NQ < LOQ where ND = Not Detected, NQ = Not Quantifiable, LOD = Limit of Detection, LOQ = Limit of Quantitation; the LOD/LOQ may have varied by instrument and quarter. For samples collected after 10/1/2013, samples are reported to a reporting limit (RL) of 0.0050 ug/L for PFOA. For samples collected after 6/30/2016, each target compound RL is 0.0020 ug/L. J = Analyte present, reported value may not be accurate or precise; UJ = Not detected, reporting limit may not be accurate or precise; B = Not detected substantially above the level reported in the laboratory or field blanks. Samples identified as BED1 were collected after the first carbon bed. Samples identified as BED2 were collected after the second carbon bed and represent the treated water. All other samples collected were prior to Chemours treatment. Samples identified with -D or -DUP are duplicate samples. Starting with the 3Q20 samples, the samples are analyzed by USEPA Method 537.1. Prior to 3Q20, the samples were analyzed by a modified method 537. QREP = Qualification Re-Evaluation Program.

**Table 2. Residential Granular Activated Carbon (GAC) Treatment System  
Results – Chemours Chambers Works, Deepwater, New Jersey**

Field Sample ID	Date	PFOA	PFOS	PFNA	Comments
BED1	4/13/2018	<0.0020	<0.0020	<0.0020	
	11/7/2017	0.028	0.0036	<0.0020	GAC installed 01/26/2018.
<b>Location: 226</b>					
BED1	12/15/2022	<0.0020	<0.0020	<0.0020	
BED1-DUP	12/15/2022	<0.0020	<0.0020	<0.0020	
PT	9/21/2022	0.050	0.0055	0.0026	
BED1	9/21/2022	<0.0020	<0.0020	<0.0020	
BED1-DUP	9/21/2022	<0.0020	<0.0020	<0.0020	
BED1	6/9/2022	<0.0020	<0.0020	<0.0020	
BED1	2/24/2022	<0.0020	<0.0020	<0.0020	
BED1	11/23/2021	<0.0020	<0.0020	<0.0020	
BED1-DUP	11/23/2021	<0.0020	<0.0020	<0.0020	
PT	9/23/2021	0.042	0.0048	0.0023	
BED1	9/23/2021	<0.0020	<0.0020	<0.0020	
BED1	6/21/2021	<0.0020	<0.0020	<0.0020	
BED1-DUP	6/21/2021	<0.0020	<0.0020	<0.0020	
BED1	3/8/2021	<0.0020	<0.0020	<0.0020	
BED1	11/19/2020	<0.0020	<0.0020	<0.0020	

Concentrations in ug/L. Concentrations are rounded by the laboratory and reported to two significant figures. For samples collected prior to 10/1/2013, results for PFOA are reported under the following protocol: ND < LOD < NQ < LOQ where ND = Not Detected, NQ = Not Quantifiable, LOD = Limit of Detection, LOQ = Limit of Quantitation; the LOD/LOQ may have varied by instrument and quarter. For samples collected after 10/1/2013, samples are reported to a reporting limit (RL) of 0.0050 ug/L for PFOA. For samples collected after 6/30/2016, each target compound RL is 0.0020 ug/L. J = Analyte present, reported value may not be accurate or precise; UJ = Not detected, reporting limit may not be accurate or precise; B = Not detected substantially above the level reported in the laboratory or field blanks. Samples identified as BED1 were collected after the first carbon bed. Samples identified as BED2 were collected after the second carbon bed and represent the treated water. All other samples collected were prior to Chemours treatment. Samples identified with -D or -DUP are duplicate samples. Starting with the 3Q20 samples, the samples are analyzed by USEPA Method 537.1. Prior to 3Q20, the samples were analyzed by a modified method 537. QREP = Qualification Re-Evaluation Program.



**Table 2. Residential Granular Activated Carbon (GAC) Treatment System  
Results – Chemours Chambers Works, Deepwater, New Jersey**

Field Sample ID	Date	PFOA	PFOS	PFNA	Comments
PT	9/14/2020	0.045	0.0057 J	0.0023	
BED1	9/14/2020	<0.0020	<0.0020	<0.0020	
BED1-DUP	9/14/2020	<0.0020	<0.0020	<0.0020	
BED1	6/23/2020	<0.0020	<0.0020	<0.0020	
BED1	2/27/2020	<0.0020	<0.0020	<0.0020	
BED1	11/25/2019	<0.0020	<0.0020	<0.0020	
PT	9/3/2019	0.042	0.016	0.0024	
BED1	9/3/2019	<0.0020	<0.0020	<0.0020	
BED1	6/4/2019	<0.0020	<0.0020	<0.0020	
BED1-DUP	6/4/2019	<0.0020	<0.0020	<0.0020	
BED1	1/30/2019	<0.0020	<0.0020	<0.0020	
BED1	10/30/2018	<0.0020	<0.0020	<0.0020	
PT	7/17/2018	0.040	0.0055	<0.0020	
BED1	7/17/2018	<0.0020	<0.0020	<0.0020	
BED1	4/18/2018	<0.0020	<0.0020	<0.0020	
	11/13/2017	0.037	0.0052	<0.0020	GAC installed 02/14/2018.
<b>Location: 227</b>					
BED1	10/10/2022	<0.0020	<0.0020	<0.0020	

Concentrations in ug/L. Concentrations are rounded by the laboratory and reported to two significant figures. For samples collected prior to 10/1/2013, results for PFOA are reported under the following protocol: ND < LOD < NQ < LOQ where ND = Not Detected, NQ = Not Quantifiable, LOD = Limit of Detection, LOQ = Limit of Quantitation; the LOD/LOQ may have varied by instrument and quarter. For samples collected after 10/1/2013, samples are reported to a reporting limit (RL) of 0.0050 ug/L for PFOA. For samples collected after 6/30/2016, each target compound RL is 0.0020 ug/L. J = Analyte present, reported value may not be accurate or precise; UJ = Not detected, reporting limit may not be accurate or precise; B = Not detected substantially above the level reported in the laboratory or field blanks. Samples identified as BED1 were collected after the first carbon bed. Samples identified as BED2 were collected after the second carbon bed and represent the treated water. All other samples collected were prior to Chemours treatment. Samples identified with -D or -DUP are duplicate samples. Starting with the 3Q20 samples, the samples are analyzed by USEPA Method 537.1. Prior to 3Q20, the samples were analyzed by a modified method 537. QREP = Qualification Re-Evaluation Program.

**Table 2. Residential Granular Activated Carbon (GAC) Treatment System  
Results – Chemours Chambers Works, Deepwater, New Jersey**

Field Sample ID	Date	PFOA	PFOS	PFNA	Comments
PT	7/26/2022	0.19	<0.0020	0.0029	
BED1	7/26/2022	<0.0020	<0.0020	<0.0020	
BED1	4/19/2022	<0.0020	<0.0020	<0.0020	
BED1	1/27/2022	<0.0020	<0.0020	<0.0020	
BED1	11/2/2021	<0.0020	<0.0020	<0.0020	
PT	8/23/2021	0.18	0.0056	0.0046	
BED1	8/23/2021	<0.0020	<0.0020	<0.0020	
BED1	6/16/2021	<0.0020	<0.0020	<0.0020	
BED1	2/10/2021	<0.0020	<0.0020	<0.0020	
BED1	10/27/2020	<0.0020	<0.0020	<0.0020	
PT	8/25/2020	0.14	<0.0020	0.0022	
BED1	8/25/2020	<0.0020	<0.0020	<0.0020	
BED1	6/17/2020	<0.0020	<0.0020	<0.0020	
BED1	1/20/2020	<0.0020	<0.0020	<0.0020	
BED1	10/8/2019	<0.0020	<0.0020	<0.0020	
PT	7/15/2019	0.18	<0.0020	<0.0020	
BED1	7/15/2019	<0.0020	<0.0020	<0.0020	
BED1	4/10/2019	<0.0020	<0.0020	<0.0020	

Concentrations in ug/L. Concentrations are rounded by the laboratory and reported to two significant figures. For samples collected prior to 10/1/2013, results for PFOA are reported under the following protocol: ND < LOD < NQ < LOQ where ND = Not Detected, NQ = Not Quantifiable, LOD = Limit of Detection, LOQ = Limit of Quantitation; the LOD/LOQ may have varied by instrument and quarter. For samples collected after 10/1/2013, samples are reported to a reporting limit (RL) of 0.0050 ug/L for PFOA. For samples collected after 6/30/2016, each target compound RL is 0.0020 ug/L. J = Analyte present, reported value may not be accurate or precise; UJ = Not detected, reporting limit may not be accurate or precise; B = Not detected substantially above the level reported in the laboratory or field blanks. Samples identified as BED1 were collected after the first carbon bed. Samples identified as BED2 were collected after the second carbon bed and represent the treated water. All other samples collected were prior to Chemours treatment. Samples identified with -D or -DUP are duplicate samples. Starting with the 3Q20 samples, the samples are analyzed by USEPA Method 537.1. Prior to 3Q20, the samples were analyzed by a modified method 537. QREP = Qualification Re-Evaluation Program.

**Table 2. Residential Granular Activated Carbon (GAC) Treatment System  
Results – Chemours Chambers Works, Deepwater, New Jersey**

Field Sample ID	Date	PFOA	PFOS	PFNA	Comments
BED1	1/18/2019	<0.0020	<0.0020	<0.0020	
BED1	10/26/2018	<0.0020	<0.0020	<0.0020	
PT	7/12/2018	0.19	<0.0020	<0.0020	
BED1	7/12/2018	<0.0020	<0.0020	<0.0020	
BED1	4/16/2018	<0.0020	<0.0020	<0.0020	
	11/13/2017	0.22	<0.0020	<0.0020	GAC installed 01/26/2018.
<b>Location: 230</b>					
BED1	11/22/2022	<0.0020	<0.0020	<0.0020	
PT	9/14/2022	0.029	0.0023	0.0033	
BED1	9/14/2022	<0.0020	<0.0020	<0.0020	
BED1	5/18/2022	<0.0020	<0.0020	<0.0020	
BED1	3/22/2022	<0.0020	<0.0020	<0.0020	
BED1	12/7/2021	<0.0020	<0.0020	<0.0020	
PT	8/25/2021	0.021	<0.0020	0.0030	
BED1	8/25/2021	<0.0020	<0.0020	<0.0020	
BED1	6/14/2021	<0.0020	<0.0020	<0.0020	
BED1	3/11/2021	<0.0020	<0.0020	<0.0020	
BED1	12/3/2020	<0.0020	<0.0020	<0.0020	

Concentrations in ug/L. Concentrations are rounded by the laboratory and reported to two significant figures. For samples collected prior to 10/1/2013, results for PFOA are reported under the following protocol: ND < LOD < NQ < LOQ where ND = Not Detected, NQ = Not Quantifiable, LOD = Limit of Detection, LOQ = Limit of Quantitation; the LOD/LOQ may have varied by instrument and quarter. For samples collected after 10/1/2013, samples are reported to a reporting limit (RL) of 0.0050 ug/L for PFOA. For samples collected after 6/30/2016, each target compound RL is 0.0020 ug/L. J = Analyte present, reported value may not be accurate or precise; UJ = Not detected, reporting limit may not be accurate or precise; B = Not detected substantially above the level reported in the laboratory or field blanks. Samples identified as BED1 were collected after the first carbon bed. Samples identified as BED2 were collected after the second carbon bed and represent the treated water. All other samples collected were prior to Chemours treatment. Samples identified with -D or -DUP are duplicate samples. Starting with the 3Q20 samples, the samples are analyzed by USEPA Method 537.1. Prior to 3Q20, the samples were analyzed by a modified method 537. QREP = Qualification Re-Evaluation Program.

**Table 2. Residential Granular Activated Carbon (GAC) Treatment System  
Results – Chemours Chambers Works, Deepwater, New Jersey**

Field Sample ID	Date	PFOA	PFOS	PFNA	Comments
PT	9/8/2020	0.020	<0.0020	0.0027	
BED1	9/8/2020	<0.0020	<0.0020	<0.0020	
BED1	6/22/2020	<0.0020	<0.0020	<0.0020	
BED1	3/12/2020	<0.0020	<0.0020	<0.0020	
BED1	11/27/2019	<0.0020	<0.0020	<0.0020	
PT	7/30/2019	0.053	0.0036	0.0057	
BED1	7/30/2019	<0.0020	<0.0020	<0.0020	
BED1	4/22/2019	<0.0020	<0.0020	<0.0020	
BED1	2/5/2019	<0.0020	<0.0020	<0.0020	
BED1	11/1/2018	<0.0020	<0.0020	<0.0020	
PT	7/11/2018	0.027	0.0021	0.0027	
BED1	7/11/2018	<0.0020	<0.0020	<0.0020	
BED1	4/19/2018	<0.0020	<0.0020	<0.0020	
	11/14/2017	0.052 J	0.0031 J	0.0056 J	Before treatment sample. GAC installed 02/06/2018.
	11/14/2017	0.071 J	0.0063 J	0.01 J	GAC installed 02/06/2018.
<b>Location: 231</b>					
BED1	12/5/2022	<0.0020	<0.0020	<0.0020	
PT	8/22/2022	0.071	0.0037	0.0064	

Concentrations in ug/L. Concentrations are rounded by the laboratory and reported to two significant figures. For samples collected prior to 10/1/2013, results for PFOA are reported under the following protocol: ND < LOD < NQ < LOQ where ND = Not Detected, NQ = Not Quantifiable, LOD = Limit of Detection, LOQ = Limit of Quantitation; the LOD/LOQ may have varied by instrument and quarter. For samples collected after 10/1/2013, samples are reported to a reporting limit (RL) of 0.0050 ug/L for PFOA. For samples collected after 6/30/2016, each target compound RL is 0.0020 ug/L. J = Analyte present, reported value may not be accurate or precise; UJ = Not detected, reporting limit may not be accurate or precise; B = Not detected substantially above the level reported in the laboratory or field blanks. Samples identified as BED1 were collected after the first carbon bed. Samples identified as BED2 were collected after the second carbon bed and represent the treated water. All other samples collected were prior to Chemours treatment. Samples identified with -D or -DUP are duplicate samples. Starting with the 3Q20 samples, the samples are analyzed by USEPA Method 537.1. Prior to 3Q20, the samples were analyzed by a modified method 537. QREP = Qualification Re-Evaluation Program.

**Table 2. Residential Granular Activated Carbon (GAC) Treatment System  
Results – Chemours Chambers Works, Deepwater, New Jersey**

Field Sample ID	Date	PFOA	PFOS	PFNA	Comments
BED1	8/22/2022	<0.0020	<0.0020	<0.0020	
BED1	5/2/2022	<0.0020	<0.0020	<0.0020	
BED1	3/23/2022	<0.0020	<0.0020	<0.0020	
BED1	12/7/2021	<0.0020	<0.0020	<0.0020	
PT	9/27/2021	0.13	0.0049	0.010	
BED1	9/27/2021	<0.0020	<0.0020	<0.0020	
BED1-DUP	9/27/2021	<0.0020	<0.0020	<0.0020	
BED1	6/29/2021	<0.0020	<0.0020	<0.0020	
BED1	3/11/2021	<0.0020	<0.0020	<0.0020	
BED1	11/24/2020	<0.0020	<0.0020	<0.0020	
PT	9/23/2020	0.16	0.0043	0.0065	
BED1	9/23/2020	<0.0020	<0.0020	<0.0020	
BED1	6/25/2020	<0.0020	<0.0020	<0.0020	
BED1	12/5/2019	<0.0020	<0.0020	<0.0020	
PT	9/26/2019	0.097	0.0026	0.0063	
BED1	9/26/2019	<0.0020	<0.0020	<0.0020	
BED1	6/25/2019	<0.0020	<0.0020	<0.0020	
PT	1/17/2019	0.089	0.0037	0.0062	

Concentrations in ug/L. Concentrations are rounded by the laboratory and reported to two significant figures. For samples collected prior to 10/1/2013, results for PFOA are reported under the following protocol: ND < LOD < NQ < LOQ where ND = Not Detected, NQ = Not Quantifiable, LOD = Limit of Detection, LOQ = Limit of Quantitation; the LOD/LOQ may have varied by instrument and quarter. For samples collected after 10/1/2013, samples are reported to a reporting limit (RL) of 0.0050 ug/L for PFOA. For samples collected after 6/30/2016, each target compound RL is 0.0020 ug/L. J = Analyte present, reported value may not be accurate or precise; UJ = Not detected, reporting limit may not be accurate or precise; B = Not detected substantially above the level reported in the laboratory or field blanks. Samples identified as BED1 were collected after the first carbon bed. Samples identified as BED2 were collected after the second carbon bed and represent the treated water. All other samples collected were prior to Chemours treatment. Samples identified with -D or -DUP are duplicate samples. Starting with the 3Q20 samples, the samples are analyzed by USEPA Method 537.1. Prior to 3Q20, the samples were analyzed by a modified method 537. QREP = Qualification Re-Evaluation Program.

**Table 2. Residential Granular Activated Carbon (GAC) Treatment System  
Results – Chemours Chambers Works, Deepwater, New Jersey**

Field Sample ID	Date	PFOA	PFOS	PFNA	Comments
BED1	1/17/2019	<0.0020	<0.0020	<0.0020	
BED1	10/29/2018	<0.0020	<0.0020	<0.0020	
	11/14/2017	0.08	0.0025	0.0057	GAC installed 04/11/2018.
<b>Location: 233</b>					
BED1	10/19/2022	0.0098	<0.0020	<0.0020	
BED2	10/19/2022	<0.0020	<0.0020	<0.0020	
PT	8/18/2022	0.075	0.0091	0.0088	
BED1	8/18/2022	0.015	<0.0020	<0.0020	
BED2	8/18/2022	<0.0020	<0.0020	<0.0020	
BED1	4/20/2022	0.0084	<0.0020	<0.0020	
BED2	4/20/2022	<0.0020	<0.0020	<0.0020	
BED1	1/31/2022	0.011	<0.0020	<0.0020	
BED2	1/31/2022	<0.0020	<0.0020	<0.0020	
BED1	11/2/2021	0.0075	<0.0020	<0.0020	
BED2	11/2/2021	<0.0020	<0.0020	<0.0020	
PT	8/16/2021	0.059	0.0091	0.0070	
BED1	8/16/2021	0.0039	<0.0020	<0.0020	
BED2	8/16/2021	<0.0020	<0.0020	<0.0020	

Concentrations in ug/L. Concentrations are rounded by the laboratory and reported to two significant figures. For samples collected prior to 10/1/2013, results for PFOA are reported under the following protocol: ND < LOD < NQ < LOQ where ND = Not Detected, NQ = Not Quantifiable, LOD = Limit of Detection, LOQ = Limit of Quantitation; the LOD/LOQ may have varied by instrument and quarter. For samples collected after 10/1/2013, samples are reported to a reporting limit (RL) of 0.0050 ug/L for PFOA. For samples collected after 6/30/2016, each target compound RL is 0.0020 ug/L. J = Analyte present, reported value may not be accurate or precise; UJ = Not detected, reporting limit may not be accurate or precise; B = Not detected substantially above the level reported in the laboratory or field blanks. Samples identified as BED1 were collected after the first carbon bed. Samples identified as BED2 were collected after the second carbon bed and represent the treated water. All other samples collected were prior to Chemours treatment. Samples identified with -D or -DUP are duplicate samples. Starting with the 3Q20 samples, the samples are analyzed by USEPA Method 537.1. Prior to 3Q20, the samples were analyzed by a modified method 537. QREP = Qualification Re-Evaluation Program.

**Table 2. Residential Granular Activated Carbon (GAC) Treatment System  
Results – Chemours Chambers Works, Deepwater, New Jersey**

Field Sample ID	Date	PFOA	PFOS	PFNA	Comments
BED1	5/17/2021	0.0046	<0.0020	<0.0020	
BED2	5/17/2021	<0.0020	<0.0020	<0.0020	
BED1	2/24/2021	0.0040	<0.0020	<0.0020	
BED2	2/24/2021	<0.0020	<0.0020	<0.0020	
BED1	10/6/2020	0.0027	<0.0020	<0.0020	
PT	7/28/2020	0.069	0.012	0.0087	
BED1	7/28/2020	<0.0020	<0.0020	<0.0020	
BED1	6/3/2020	<0.0020	<0.0020	<0.0020	
BED1	1/23/2020	<0.0020	<0.0020	<0.0020	
BED1-DUP	1/23/2020	<0.0020	<0.0020	<0.0020	
BED1	10/8/2019	<0.0020	<0.0020	<0.0020	
PT	7/10/2019	0.072	0.0069	0.0056	
BED1	7/10/2019	<0.0020	<0.0020	<0.0020	
BED1	4/3/2019	<0.0020	<0.0020	<0.0020	
BED1	1/14/2019	<0.0020	<0.0020	<0.0020	
BED1	11/13/2018	<0.0020	<0.0020	<0.0020	
PT	9/10/2018	0.067	0.0057	0.0050	
BED1	9/10/2018	<0.0020	<0.0020	<0.0020	

Concentrations in ug/L. Concentrations are rounded by the laboratory and reported to two significant figures. For samples collected prior to 10/1/2013, results for PFOA are reported under the following protocol: ND < LOD < NQ < LOQ where ND = Not Detected, NQ = Not Quantifiable, LOD = Limit of Detection, LOQ = Limit of Quantitation; the LOD/LOQ may have varied by instrument and quarter. For samples collected after 10/1/2013, samples are reported to a reporting limit (RL) of 0.0050 ug/L for PFOA. For samples collected after 6/30/2016, each target compound RL is 0.0020 ug/L. J = Analyte present, reported value may not be accurate or precise; UJ = Not detected, reporting limit may not be accurate or precise; B = Not detected substantially above the level reported in the laboratory or field blanks. Samples identified as BED1 were collected after the first carbon bed. Samples identified as BED2 were collected after the second carbon bed and represent the treated water. All other samples collected were prior to Chemours treatment. Samples identified with -D or -DUP are duplicate samples. Starting with the 3Q20 samples, the samples are analyzed by USEPA Method 537.1. Prior to 3Q20, the samples were analyzed by a modified method 537. QREP = Qualification Re-Evaluation Program.

**Table 2. Residential Granular Activated Carbon (GAC) Treatment System  
Results – Chemours Chambers Works, Deepwater, New Jersey**

Field Sample ID	Date	PFOA	PFOS	PFNA	Comments
BED1	4/23/2018	<0.0020	<0.0020	<0.0020	
	11/21/2017	0.069	0.0073	0.0054	GAC installed 03/27/2018.
<b>Location: 235</b>					
BED1	10/17/2022	<0.0020	<0.0020	<0.0020	
PT	8/4/2022	0.063	<0.0020	0.013	
BED1	8/4/2022	<0.0020	<0.0020	<0.0020	
BED1	4/25/2022	<0.0020	<0.0020	<0.0020	
BED1	1/26/2022	<0.0020	<0.0020	<0.0020	
BED1	11/1/2021	<0.0020	<0.0020	<0.0020	
PT	8/23/2021	0.080	0.0025	0.017	
BED1	8/23/2021	<0.0020	<0.0020	<0.0020	
BED1	6/1/2021	<0.0020	<0.0020	<0.0020	
BED1	3/10/2021	<0.0020	<0.0020	<0.0020	
BED1-DUP	3/10/2021	<0.0020	<0.0020	<0.0020	
BED1	10/19/2020	<0.0020	<0.0020	<0.0020	
BED1-DUP	10/19/2020	<0.0020	<0.0020	<0.0020	
PT	8/11/2020	0.020	0.0023	0.0073	
BED1	8/11/2020	<0.0020	<0.0020	<0.0020	

Concentrations in ug/L. Concentrations are rounded by the laboratory and reported to two significant figures. For samples collected prior to 10/1/2013, results for PFOA are reported under the following protocol: ND < LOD < NQ < LOQ where ND = Not Detected, NQ = Not Quantifiable, LOD = Limit of Detection, LOQ = Limit of Quantitation; the LOD/LOQ may have varied by instrument and quarter. For samples collected after 10/1/2013, samples are reported to a reporting limit (RL) of 0.0050 ug/L for PFOA. For samples collected after 6/30/2016, each target compound RL is 0.0020 ug/L. J = Analyte present, reported value may not be accurate or precise; UJ = Not detected, reporting limit may not be accurate or precise; B = Not detected substantially above the level reported in the laboratory or field blanks. Samples identified as BED1 were collected after the first carbon bed. Samples identified as BED2 were collected after the second carbon bed and represent the treated water. All other samples collected were prior to Chemours treatment. Samples identified with -D or -DUP are duplicate samples. Starting with the 3Q20 samples, the samples are analyzed by USEPA Method 537.1. Prior to 3Q20, the samples were analyzed by a modified method 537. QREP = Qualification Re-Evaluation Program.



**Table 2. Residential Granular Activated Carbon (GAC) Treatment System  
Results – Chemours Chambers Works, Deepwater, New Jersey**

Field Sample ID	Date	PFOA	PFOS	PFNA	Comments
BED1	6/8/2020	<0.0020	<0.0020	<0.0020	
BED1	1/16/2020	<0.0020	<0.0020	<0.0020	
BED1	10/2/2019	<0.0020	<0.0020	<0.0020	
PT	7/9/2019	0.11	<0.0020	0.010	
BED1	7/9/2019	<0.0020	<0.0020	<0.0020	
BED1	4/8/2019	<0.0020	<0.0020	<0.0020	
BED1-DUP	4/8/2019	<0.0020	<0.0020	<0.0020	
BED1	1/14/2019	<0.0020	<0.0020	<0.0020	
BED1	10/26/2018	<0.0020	<0.0020	<0.0020	
PT	7/16/2018	0.13	<0.0020	0.011	
BED1	7/16/2018	<0.0020	<0.0020	<0.0020	
BED1	4/18/2018	<0.0020	<0.0020	<0.0020	
	11/27/2017	0.089	<0.0020	0.011	GAC installed 02/09/2018.
<b>Location: 236</b>					
BED1	11/30/2022	<0.0020	<0.0020	<0.0020	
PT	9/19/2022	0.062	0.0093	0.0058	
BED1	9/19/2022	<0.0020 UJ	<0.0020 UJ	<0.0020 UJ	
BED1	6/1/2022	<0.0020	<0.0020	<0.0020	

Concentrations in ug/L. Concentrations are rounded by the laboratory and reported to two significant figures. For samples collected prior to 10/1/2013, results for PFOA are reported under the following protocol: ND < LOD < NQ < LOQ where ND = Not Detected, NQ = Not Quantifiable, LOD = Limit of Detection, LOQ = Limit of Quantitation; the LOD/LOQ may have varied by instrument and quarter. For samples collected after 10/1/2013, samples are reported to a reporting limit (RL) of 0.0050 ug/L for PFOA. For samples collected after 6/30/2016, each target compound RL is 0.0020 ug/L. J = Analyte present, reported value may not be accurate or precise; UJ = Not detected, reporting limit may not be accurate or precise; B = Not detected substantially above the level reported in the laboratory or field blanks. Samples identified as BED1 were collected after the first carbon bed. Samples identified as BED2 were collected after the second carbon bed and represent the treated water. All other samples collected were prior to Chemours treatment. Samples identified with -D or -DUP are duplicate samples. Starting with the 3Q20 samples, the samples are analyzed by USEPA Method 537.1. Prior to 3Q20, the samples were analyzed by a modified method 537. QREP = Qualification Re-Evaluation Program.

**Table 2. Residential Granular Activated Carbon (GAC) Treatment System  
Results – Chemours Chambers Works, Deepwater, New Jersey**

Field Sample ID	Date	PFOA	PFOS	PFNA	Comments
BED1-DUP	6/1/2022	<0.0020	<0.0020	<0.0020	
BED1	2/16/2022	<0.0020	<0.0020	<0.0020	
BED1	11/29/2021	<0.0020	<0.0020	<0.0020	
PT	8/27/2021	0.063	0.012	0.0066	
BED1	8/27/2021	<0.0020	<0.0020	<0.0020	
BED1	6/11/2021	<0.0020	<0.0020	<0.0020	
BED1	3/5/2021	<0.0020	<0.0020	<0.0020	
BED1	11/24/2020	<0.0020	<0.0020	<0.0020	
PT	9/21/2020	0.054	0.011	0.0051	
BED1	9/21/2020	<0.0020	<0.0020	<0.0020	
BED1	6/26/2020	<0.0020	<0.0020	<0.0020	
BED1	3/6/2020	<0.0020	<0.0020	<0.0020	
BED1	11/7/2019	<0.0020	<0.0020	<0.0020	
BED1-DUP	11/7/2019	<0.0020	<0.0020	<0.0020	
PT	8/28/2019	0.058	0.011	0.005	
BED1	8/28/2019	<0.0020	<0.0020	<0.0020	
BED1	5/16/2019	<0.0020	<0.0020	<0.0020	
BED1	2/13/2019	<0.0020	<0.0020	<0.0020	

Concentrations in ug/L. Concentrations are rounded by the laboratory and reported to two significant figures. For samples collected prior to 10/1/2013, results for PFOA are reported under the following protocol: ND < LOD < NQ < LOQ where ND = Not Detected, NQ = Not Quantifiable, LOD = Limit of Detection, LOQ = Limit of Quantitation; the LOD/LOQ may have varied by instrument and quarter. For samples collected after 10/1/2013, samples are reported to a reporting limit (RL) of 0.0050 ug/L for PFOA. For samples collected after 6/30/2016, each target compound RL is 0.0020 ug/L. J = Analyte present, reported value may not be accurate or precise; UJ = Not detected, reporting limit may not be accurate or precise; B = Not detected substantially above the level reported in the laboratory or field blanks. Samples identified as BED1 were collected after the first carbon bed. Samples identified as BED2 were collected after the second carbon bed and represent the treated water. All other samples collected were prior to Chemours treatment. Samples identified with -D or -DUP are duplicate samples. Starting with the 3Q20 samples, the samples are analyzed by USEPA Method 537.1. Prior to 3Q20, the samples were analyzed by a modified method 537. QREP = Qualification Re-Evaluation Program.

**Table 2. Residential Granular Activated Carbon (GAC) Treatment System  
Results – Chemours Chambers Works, Deepwater, New Jersey**

Field Sample ID	Date	PFOA	PFOS	PFNA	Comments
BED1-DUP	2/13/2019	<0.0020	<0.0020	<0.0020	
BED1	11/9/2018	<0.0020	<0.0020	<0.0020	
BED1-DUP	11/9/2018	<0.0020	<0.0020	<0.0020	
PT	8/9/2018	0.060	0.012	0.0055	
BED1	8/9/2018	<0.0020	<0.0020	<0.0020	
BED1-DUP	8/9/2018	<0.0020	<0.0020	<0.0020	
	11/27/2017	0.051	0.0099	0.0039	GAC installed 05/04/2018.
<b>Location: 237</b>					
PT	9/20/2022	0.052	0.0047	0.0029	
BED1	9/20/2022	<0.0020	<0.0020	<0.0020	
BED1-DUP	9/20/2022	<0.0020	<0.0020	<0.0020	
BED1	6/20/2022	<0.0020	<0.0020	<0.0020	
BED1	3/16/2022	<0.0020	<0.0020	<0.0020	
BED1	12/15/2021	<0.0020	<0.0020	<0.0020	
BED1-DUP	12/15/2021	<0.0020	<0.0020	<0.0020	
PT	9/7/2021	0.056	0.0048	0.0031	
BED1	9/7/2021	<0.0020	<0.0020	<0.0020	
BED1	6/10/2021	<0.0020	<0.0020	<0.0020	

Concentrations in ug/L. Concentrations are rounded by the laboratory and reported to two significant figures. For samples collected prior to 10/1/2013, results for PFOA are reported under the following protocol: ND < LOD < NQ < LOQ where ND = Not Detected, NQ = Not Quantifiable, LOD = Limit of Detection, LOQ = Limit of Quantitation; the LOD/LOQ may have varied by instrument and quarter. For samples collected after 10/1/2013, samples are reported to a reporting limit (RL) of 0.0050 ug/L for PFOA. For samples collected after 6/30/2016, each target compound RL is 0.0020 ug/L. J = Analyte present, reported value may not be accurate or precise; UJ = Not detected, reporting limit may not be accurate or precise; B = Not detected substantially above the level reported in the laboratory or field blanks. Samples identified as BED1 were collected after the first carbon bed. Samples identified as BED2 were collected after the second carbon bed and represent the treated water. All other samples collected were prior to Chemours treatment. Samples identified with -D or -DUP are duplicate samples. Starting with the 3Q20 samples, the samples are analyzed by USEPA Method 537.1. Prior to 3Q20, the samples were analyzed by a modified method 537. QREP = Qualification Re-Evaluation Program.

**Table 2. Residential Granular Activated Carbon (GAC) Treatment System  
Results – Chemours Chambers Works, Deepwater, New Jersey**

Field Sample ID	Date	PFOA	PFOS	PFNA	Comments
BED1	3/15/2021	<0.0020	<0.0020	<0.0020	
BED1	10/27/2020	<0.0020	<0.0020	<0.0020	
PT	7/28/2020	0.046	0.0049	0.0024	
BED1	7/28/2020	<0.0020	<0.0020	<0.0020	
BED1	3/6/2020	<0.0020	<0.0020	<0.0020	
BED1	11/22/2019	<0.0020	<0.0020	<0.0020	
PT	9/25/2019	0.037	0.0039	<0.0020	
BED1	9/25/2019	<0.0020	<0.0020	<0.0020	
BED1	6/28/2019	<0.0020	<0.0020	<0.0020	
BED1	3/28/2019	<0.0020	<0.0020	<0.0020	
BED1	11/27/2018	<0.0020	<0.0020	<0.0020	
PT	7/18/2018	0.044	0.0047	<0.0020	
BED1	7/18/2018	<0.0020	<0.0020	<0.0020	
BED1	4/19/2018	0.0022 B	<0.0020	<0.0020	
	11/27/2017	0.039	0.0046	<0.0020	GAC installed 02/20/2018.
<b>Location: 238</b>					
BED1	11/7/2022	<0.0020	<0.0020	<0.0020	
BED1-DUP	11/7/2022	<0.0020	<0.0020	<0.0020	

Concentrations in ug/L. Concentrations are rounded by the laboratory and reported to two significant figures. For samples collected prior to 10/1/2013, results for PFOA are reported under the following protocol: ND < LOD < NQ < LOQ where ND = Not Detected, NQ = Not Quantifiable, LOD = Limit of Detection, LOQ = Limit of Quantitation; the LOD/LOQ may have varied by instrument and quarter. For samples collected after 10/1/2013, samples are reported to a reporting limit (RL) of 0.0050 ug/L for PFOA. For samples collected after 6/30/2016, each target compound RL is 0.0020 ug/L. J = Analyte present, reported value may not be accurate or precise; UJ = Not detected, reporting limit may not be accurate or precise; B = Not detected substantially above the level reported in the laboratory or field blanks. Samples identified as BED1 were collected after the first carbon bed. Samples identified as BED2 were collected after the second carbon bed and represent the treated water. All other samples collected were prior to Chemours treatment. Samples identified with -D or -DUP are duplicate samples. Starting with the 3Q20 samples, the samples are analyzed by USEPA Method 537.1. Prior to 3Q20, the samples were analyzed by a modified method 537. QREP = Qualification Re-Evaluation Program.

**Table 2. Residential Granular Activated Carbon (GAC) Treatment System  
Results – Chemours Chambers Works, Deepwater, New Jersey**

Field Sample ID	Date	PFOA	PFOS	PFNA	Comments
PT	7/18/2022	0.041	0.0057	0.0025	
BED1	7/18/2022	<0.0020	<0.0020	<0.0020	
BED1-DUP	7/18/2022	<0.0020	<0.0020	<0.0020	
BED1	4/18/2022	<0.0020	<0.0020	<0.0020	
BED1	1/24/2022	<0.0020	<0.0020	<0.0020	
BED1	10/28/2021	<0.0020	<0.0020	<0.0020	
BED1-DUP	10/28/2021	<0.0020	<0.0020	<0.0020	
PT	8/18/2021	0.046	0.0081	0.0027	
BED1	8/18/2021	<0.0020	<0.0020	<0.0020	
BED1	6/9/2021	<0.0020	<0.0020	<0.0020	
BED1	3/17/2021	<0.0020	<0.0020	<0.0020	
BED1	10/19/2020	<0.0020	<0.0020	<0.0020	
PT	8/10/2020	0.036	0.0068	<0.0020	
BED1	8/10/2020	<0.0020	<0.0020	<0.0020	
BED1	6/8/2020	<0.0020	<0.0020	<0.0020	
BED1	2/20/2020	<0.0020	<0.0020	<0.0020	
BED1	11/13/2019	<0.0020	<0.0020	<0.0020	
PT	8/29/2019	0.033	0.0079	<0.0020	

Concentrations in ug/L. Concentrations are rounded by the laboratory and reported to two significant figures. For samples collected prior to 10/1/2013, results for PFOA are reported under the following protocol: ND < LOD < NQ < LOQ where ND = Not Detected, NQ = Not Quantifiable, LOD = Limit of Detection, LOQ = Limit of Quantitation; the LOD/LOQ may have varied by instrument and quarter. For samples collected after 10/1/2013, samples are reported to a reporting limit (RL) of 0.0050 ug/L for PFOA. For samples collected after 6/30/2016, each target compound RL is 0.0020 ug/L. J = Analyte present, reported value may not be accurate or precise; UJ = Not detected, reporting limit may not be accurate or precise; B = Not detected substantially above the level reported in the laboratory or field blanks. Samples identified as BED1 were collected after the first carbon bed. Samples identified as BED2 were collected after the second carbon bed and represent the treated water. All other samples collected were prior to Chemours treatment. Samples identified with -D or -DUP are duplicate samples. Starting with the 3Q20 samples, the samples are analyzed by USEPA Method 537.1. Prior to 3Q20, the samples were analyzed by a modified method 537. QREP = Qualification Re-Evaluation Program.

**Table 2. Residential Granular Activated Carbon (GAC) Treatment System  
Results – Chemours Chambers Works, Deepwater, New Jersey**

Field Sample ID	Date	PFOA	PFOS	PFNA	Comments
BED1	8/29/2019	<0.0020	<0.0020	<0.0020	
BED1	5/16/2019	<0.0020	<0.0020	<0.0020	
BED1	2/22/2019	<0.0020	<0.0020	<0.0020	
BED1	11/27/2018	<0.0020	<0.0020	<0.0020	
PT	9/19/2018	0.032	0.0052	0.0021	
BED1	9/19/2018	<0.0020	<0.0020	<0.0020	
	11/28/2017	0.029	0.0051	<0.0020	GAC installed 04/24/2018.
<b>Location: 239</b>					
BED1	10/17/2022	<0.0020	<0.0020	<0.0020	
BED1-DUP	10/17/2022	<0.0020	<0.0020	<0.0020	
PT	8/4/2022	0.059	0.0036	0.014	
BED1	8/4/2022	<0.0020	<0.0020	<0.0020	
BED1-DUP	8/4/2022	<0.0020	<0.0020	<0.0020	
BED1	4/28/2022	<0.0020	<0.0020	<0.0020	
BED1	3/17/2022	<0.0020	<0.0020	<0.0020	
BED1	12/9/2021	<0.0020	<0.0020	<0.0020	
BED1-DUP	12/9/2021	<0.0020	<0.0020	<0.0020	
PT	9/8/2021	0.061	0.0036	0.019	

Concentrations in ug/L. Concentrations are rounded by the laboratory and reported to two significant figures. For samples collected prior to 10/1/2013, results for PFOA are reported under the following protocol: ND < LOD < NQ < LOQ where ND = Not Detected, NQ = Not Quantifiable, LOD = Limit of Detection, LOQ = Limit of Quantitation; the LOD/LOQ may have varied by instrument and quarter. For samples collected after 10/1/2013, samples are reported to a reporting limit (RL) of 0.0050 ug/L for PFOA. For samples collected after 6/30/2016, each target compound RL is 0.0020 ug/L. J = Analyte present, reported value may not be accurate or precise; UJ = Not detected, reporting limit may not be accurate or precise; B = Not detected substantially above the level reported in the laboratory or field blanks. Samples identified as BED1 were collected after the first carbon bed. Samples identified as BED2 were collected after the second carbon bed and represent the treated water. All other samples collected were prior to Chemours treatment. Samples identified with -D or -DUP are duplicate samples. Starting with the 3Q20 samples, the samples are analyzed by USEPA Method 537.1. Prior to 3Q20, the samples were analyzed by a modified method 537. QREP = Qualification Re-Evaluation Program.

**Table 2. Residential Granular Activated Carbon (GAC) Treatment System  
Results – Chemours Chambers Works, Deepwater, New Jersey**

Field Sample ID	Date	PFOA	PFOS	PFNA	Comments
BED1	9/8/2021	<0.0020	<0.0020	<0.0020	
BED1-DUP	9/8/2021	<0.0020	<0.0020	<0.0020	
BED1	5/13/2021	<0.0020	<0.0020	<0.0020	
BED1	2/12/2021	<0.0020	<0.0020	<0.0020	
BED1-DUP	2/12/2021	<0.0020	<0.0020	<0.0020	
BED1	11/17/2020	<0.0020	<0.0020	<0.0020	
PT	9/16/2020	0.067	0.0033	0.015	
BED1	9/16/2020	<0.0020	<0.0020	<0.0020	
BED1	6/23/2020	<0.0020	<0.0020	<0.0020	
BED1	2/28/2020	<0.0020	<0.0020	<0.0020	
BED1	11/21/2019	<0.0020	<0.0020	<0.0020	
PT	9/6/2019	0.066	0.0027	0.014	
BED1	9/6/2019	<0.0020	<0.0020	<0.0020	
BED1	4/5/2019	<0.0020	<0.0020	<0.0020	
BED1	1/15/2019	<0.0020	<0.0020	<0.0020	
BED1	10/26/2018	<0.0020	<0.0020	<0.0020	
PT	7/13/2018	0.076	0.0030	0.013	
BED1	7/13/2018	<0.0020	<0.0020	<0.0020	

Concentrations in ug/L. Concentrations are rounded by the laboratory and reported to two significant figures. For samples collected prior to 10/1/2013, results for PFOA are reported under the following protocol: ND < LOD < NQ < LOQ where ND = Not Detected, NQ = Not Quantifiable, LOD = Limit of Detection, LOQ = Limit of Quantitation; the LOD/LOQ may have varied by instrument and quarter. For samples collected after 10/1/2013, samples are reported to a reporting limit (RL) of 0.0050 ug/L for PFOA. For samples collected after 6/30/2016, each target compound RL is 0.0020 ug/L. J = Analyte present, reported value may not be accurate or precise; UJ = Not detected, reporting limit may not be accurate or precise; B = Not detected substantially above the level reported in the laboratory or field blanks. Samples identified as BED1 were collected after the first carbon bed. Samples identified as BED2 were collected after the second carbon bed and represent the treated water. All other samples collected were prior to Chemours treatment. Samples identified with -D or -DUP are duplicate samples. Starting with the 3Q20 samples, the samples are analyzed by USEPA Method 537.1. Prior to 3Q20, the samples were analyzed by a modified method 537. QREP = Qualification Re-Evaluation Program.

**Table 2. Residential Granular Activated Carbon (GAC) Treatment System  
Results – Chemours Chambers Works, Deepwater, New Jersey**

Field Sample ID	Date	PFOA	PFOS	PFNA	Comments
	11/28/2017	0.078	0.0033	0.013	GAC installed 04/12/2018.
<b>Location: 242</b>					
BED1	10/28/2022	<0.0020	<0.0020	<0.0020	
BED1-DUP	10/28/2022	<0.0020	<0.0020	<0.0020	
PT	8/22/2022	0.026	<0.0020	<0.0020	
BED1	8/22/2022	<0.0020	<0.0020	<0.0020	
BED1	4/18/2022	<0.0020	<0.0020	<0.0020	
BED1-DUP	4/18/2022	<0.0020	<0.0020	<0.0020	
BED1	1/25/2022	<0.0020	<0.0020	<0.0020	
BED1	11/1/2021	<0.0020	<0.0020	<0.0020	
BED1-DUP	11/1/2021	<0.0020	<0.0020	<0.0020	
BED1	4/9/2021	<0.0020	<0.0020	<0.0020	
BED1	1/14/2021	<0.0020	<0.0020	<0.0020	
BED1-DUP	1/14/2021	<0.0020	<0.0020	<0.0020	
PT	9/16/2020	0.074	<0.0020	0.0029	
BED1	9/16/2020	<0.0020	<0.0020	<0.0020	
BED1	6/10/2020	<0.0020	<0.0020	<0.0020	
BED1	1/17/2020	<0.0020	<0.0020	<0.0020	

Concentrations in ug/L. Concentrations are rounded by the laboratory and reported to two significant figures. For samples collected prior to 10/1/2013, results for PFOA are reported under the following protocol: ND < LOD < NQ < LOQ where ND = Not Detected, NQ = Not Quantifiable, LOD = Limit of Detection, LOQ = Limit of Quantitation; the LOD/LOQ may have varied by instrument and quarter. For samples collected after 10/1/2013, samples are reported to a reporting limit (RL) of 0.0050 ug/L for PFOA. For samples collected after 6/30/2016, each target compound RL is 0.0020 ug/L. J = Analyte present, reported value may not be accurate or precise; UJ = Not detected, reporting limit may not be accurate or precise; B = Not detected substantially above the level reported in the laboratory or field blanks. Samples identified as BED1 were collected after the first carbon bed. Samples identified as BED2 were collected after the second carbon bed and represent the treated water. All other samples collected were prior to Chemours treatment. Samples identified with -D or -DUP are duplicate samples. Starting with the 3Q20 samples, the samples are analyzed by USEPA Method 537.1. Prior to 3Q20, the samples were analyzed by a modified method 537. QREP = Qualification Re-Evaluation Program.



**Table 2. Residential Granular Activated Carbon (GAC) Treatment System  
Results – Chemours Chambers Works, Deepwater, New Jersey**

Field Sample ID	Date	PFOA	PFOS	PFNA	Comments
	8/26/2019	0.062	<0.0020	0.0021	GAC installed 11/15/2019.
	4/23/2018	0.0098	<0.0020	<0.0020	
	11/30/2017	0.011	<0.0020	<0.0020	
<b>Location: 243</b>					
BED1	10/10/2022	<0.0020	<0.0020	<0.0020	
PT	7/26/2022	0.056	0.010	0.013	
BED1	7/26/2022	<0.0020	<0.0020	<0.0020	
BED1	4/20/2022	<0.0020	<0.0020	<0.0020	
BED1-DUP	4/20/2022	<0.0020	<0.0020	<0.0020	
BED1	1/24/2022	<0.0020	<0.0020	<0.0020	
BED1	10/22/2021	<0.0020	<0.0020	<0.0020	
PT	8/16/2021	0.065	0.018	0.016	
BED1	8/16/2021	<0.0020	<0.0020	<0.0020	
BED1-DUP	8/16/2021	<0.0020	<0.0020	<0.0020	
BED1	5/5/2021	<0.0020	<0.0020	<0.0020	
BED1	2/10/2021	<0.0020	<0.0020	<0.0020	
BED1	11/3/2020	<0.0020	<0.0020	<0.0020	
PT	9/2/2020	0.058	0.0096	0.010	

Concentrations in ug/L. Concentrations are rounded by the laboratory and reported to two significant figures. For samples collected prior to 10/1/2013, results for PFOA are reported under the following protocol: ND < LOD < NQ < LOQ where ND = Not Detected, NQ = Not Quantifiable, LOD = Limit of Detection, LOQ = Limit of Quantitation; the LOD/LOQ may have varied by instrument and quarter. For samples collected after 10/1/2013, samples are reported to a reporting limit (RL) of 0.0050 ug/L for PFOA. For samples collected after 6/30/2016, each target compound RL is 0.0020 ug/L. J = Analyte present, reported value may not be accurate or precise; UJ = Not detected, reporting limit may not be accurate or precise; B = Not detected substantially above the level reported in the laboratory or field blanks. Samples identified as BED1 were collected after the first carbon bed. Samples identified as BED2 were collected after the second carbon bed and represent the treated water. All other samples collected were prior to Chemours treatment. Samples identified with -D or -DUP are duplicate samples. Starting with the 3Q20 samples, the samples are analyzed by USEPA Method 537.1. Prior to 3Q20, the samples were analyzed by a modified method 537. QREP = Qualification Re-Evaluation Program.

**Table 2. Residential Granular Activated Carbon (GAC) Treatment System  
Results – Chemours Chambers Works, Deepwater, New Jersey**

Field Sample ID	Date	PFOA	PFOS	PFNA	Comments
BED1	9/2/2020	<0.0020	<0.0020	<0.0020	
BED1	6/19/2020	<0.0020	<0.0020	<0.0020	
BED1	2/7/2020	<0.0020	<0.0020	<0.0020	
BED1	10/31/2019	<0.0020	<0.0020	<0.0020	
PT	8/29/2019	0.057	0.011	0.011	
BED1	8/29/2019	<0.0020	<0.0020	<0.0020	
BED1-DUP	8/29/2019	<0.0020	<0.0020	<0.0020	
BED1	5/23/2019	<0.0020	<0.0020	<0.0020	
BED1-DUP	5/23/2019	<0.0020	<0.0020	<0.0020	
BED1	2/21/2019	<0.0020	<0.0020	<0.0020	
BED1	11/5/2018	<0.0020	<0.0020	<0.0020	
PT	7/26/2018	0.065	0.014	0.012	
BED1	7/26/2018	<0.0020	<0.0020	<0.0020	
BED1	4/25/2018	<0.0020	<0.0020	<0.0020	
	11/30/2017	0.061	0.011	0.011	GAC installed 03/27/2018.
<b>Location: 244</b>					
BED1	12/28/2022	<0.0020	<0.0020	<0.0020	
BED1-DUP	12/28/2022	<0.0020	<0.0020	<0.0020	

Concentrations in ug/L. Concentrations are rounded by the laboratory and reported to two significant figures. For samples collected prior to 10/1/2013, results for PFOA are reported under the following protocol: ND < LOD < NQ < LOQ where ND = Not Detected, NQ = Not Quantifiable, LOD = Limit of Detection, LOQ = Limit of Quantitation; the LOD/LOQ may have varied by instrument and quarter. For samples collected after 10/1/2013, samples are reported to a reporting limit (RL) of 0.0050 ug/L for PFOA. For samples collected after 6/30/2016, each target compound RL is 0.0020 ug/L. J = Analyte present, reported value may not be accurate or precise; UJ = Not detected, reporting limit may not be accurate or precise; B = Not detected substantially above the level reported in the laboratory or field blanks. Samples identified as BED1 were collected after the first carbon bed. Samples identified as BED2 were collected after the second carbon bed and represent the treated water. All other samples collected were prior to Chemours treatment. Samples identified with -D or -DUP are duplicate samples. Starting with the 3Q20 samples, the samples are analyzed by USEPA Method 537.1. Prior to 3Q20, the samples were analyzed by a modified method 537. QREP = Qualification Re-Evaluation Program.

**Table 2. Residential Granular Activated Carbon (GAC) Treatment System  
Results – Chemours Chambers Works, Deepwater, New Jersey**

Field Sample ID	Date	PFOA	PFOS	PFNA	Comments
BED1	6/14/2022	<0.0020	<0.0020	<0.0020	
BED1-DUP	6/14/2022	<0.0020	<0.0020	<0.0020	
BED1	3/8/2022	<0.0020	<0.0020	<0.0020	
BED1	11/30/2021	<0.0020	<0.0020	<0.0020	
BED1-DUP	11/30/2021	<0.0020	<0.0020	<0.0020	
BED1	6/9/2021	<0.0020	<0.0020	<0.0020	
BED1	3/23/2021	<0.0020	<0.0020	<0.0020	
BED1	3/17/2020	<0.0020	<0.0020	<0.0020	
PT	9/3/2019	0.064	0.009	0.0065	
BED1	9/3/2019	<0.0020	<0.0020	<0.0020	
BED1	6/4/2019	<0.0020	<0.0020	<0.0020	
BED1	1/30/2019	<0.0020	<0.0020	<0.0020	
BED1	11/7/2018	<0.0020	<0.0020	<0.0020	
PT	8/7/2018	0.063	0.0070	0.0066	
BED1	8/7/2018	<0.0020	<0.0020	<0.0020	
	11/30/2017	0.033	<0.0020	0.0026	GAC installed 05/02/2018.
<b>Location: 246</b>					
BED1	11/17/2022	<0.0020	<0.0020	<0.0020	

Concentrations in ug/L. Concentrations are rounded by the laboratory and reported to two significant figures. For samples collected prior to 10/1/2013, results for PFOA are reported under the following protocol: ND < LOD < NQ < LOQ where ND = Not Detected, NQ = Not Quantifiable, LOD = Limit of Detection, LOQ = Limit of Quantitation; the LOD/LOQ may have varied by instrument and quarter. For samples collected after 10/1/2013, samples are reported to a reporting limit (RL) of 0.0050 ug/L for PFOA. For samples collected after 6/30/2016, each target compound RL is 0.0020 ug/L. J = Analyte present, reported value may not be accurate or precise; UJ = Not detected, reporting limit may not be accurate or precise; B = Not detected substantially above the level reported in the laboratory or field blanks. Samples identified as BED1 were collected after the first carbon bed. Samples identified as BED2 were collected after the second carbon bed and represent the treated water. All other samples collected were prior to Chemours treatment. Samples identified with -D or -DUP are duplicate samples. Starting with the 3Q20 samples, the samples are analyzed by USEPA Method 537.1. Prior to 3Q20, the samples were analyzed by a modified method 537. QREP = Qualification Re-Evaluation Program.

**Table 2. Residential Granular Activated Carbon (GAC) Treatment System  
Results – Chemours Chambers Works, Deepwater, New Jersey**

Field Sample ID	Date	PFOA	PFOS	PFNA	Comments
BED1-DUP	11/17/2022	<0.0020	<0.0020	<0.0020	
PT	9/8/2022	0.066	0.0037	0.015	
BED1	9/8/2022	<0.0020	<0.0020	<0.0020	
BED1-DUP	9/8/2022	<0.0020	<0.0020	<0.0020	
BED1	5/25/2022	<0.0020	<0.0020	<0.0020	
BED1-DUP	5/25/2022	<0.0020	<0.0020	<0.0020	
BED1	2/24/2022	<0.0020	<0.0020	<0.0020	
BED1	11/15/2021	<0.0020	<0.0020	<0.0020	
BED1-DUP	11/15/2021	<0.0020	<0.0020	<0.0020	
PT	8/27/2021	0.067	0.0037	0.015	
BED1	8/27/2021	<0.0020	<0.0020	<0.0020	
BED1-DUP	8/27/2021	<0.0020	<0.0020	<0.0020	
BED1	6/16/2021	<0.0020	<0.0020	<0.0020	
BED1-DUP	6/16/2021	<0.0020	<0.0020	<0.0020	
BED1	2/16/2021	<0.0020	<0.0020	<0.0020	
BED1	12/2/2020	<0.0020	<0.0020	<0.0020	
BED1-DUP	12/2/2020	<0.0020	<0.0020	<0.0020	
PT	8/26/2020	0.065	0.0034	0.015	
BED1	8/26/2020	<0.0020	<0.0020	<0.0020	

Concentrations in ug/L. Concentrations are rounded by the laboratory and reported to two significant figures. For samples collected prior to 10/1/2013, results for PFOA are reported under the following protocol: ND < LOD < NQ < LOQ where ND = Not Detected, NQ = Not Quantifiable, LOD = Limit of Detection, LOQ = Limit of Quantitation; the LOD/LOQ may have varied by instrument and quarter. For samples collected after 10/1/2013, samples are reported to a reporting limit (RL) of 0.0050 ug/L for PFOA. For samples collected after 6/30/2016, each target compound RL is 0.0020 ug/L. J = Analyte present, reported value may not be accurate or precise; UJ = Not detected, reporting limit may not be accurate or precise; B = Not detected substantially above the level reported in the laboratory or field blanks. Samples identified as BED1 were collected after the first carbon bed. Samples identified as BED2 were collected after the second carbon bed and represent the treated water. All other samples collected were prior to Chemours treatment. Samples identified with -D or -DUP are duplicate samples. Starting with the 3Q20 samples, the samples are analyzed by USEPA Method 537.1. Prior to 3Q20, the samples were analyzed by a modified method 537. QREP = Qualification Re-Evaluation Program.

**Table 2. Residential Granular Activated Carbon (GAC) Treatment System  
Results – Chemours Chambers Works, Deepwater, New Jersey**

Field Sample ID	Date	PFOA	PFOS	PFNA	Comments
BED1-DUP	8/26/2020	<0.0020	<0.0020	<0.0020	
BED1	6/9/2020	<0.0020	<0.0020	<0.0020	
BED1	1/30/2020	<0.0020	<0.0020	<0.0020	
BED1-DUP	1/30/2020	<0.0020	<0.0020	<0.0020	
BED1	10/22/2019	<0.0020	<0.0020	<0.0020	
PT	8/2/2019	0.079	0.0035	0.015	
BED1	8/2/2019	<0.0020	<0.0020	<0.0020	
BED1	4/25/2019	<0.0020	0.0022	<0.0020	
BED1	2/18/2019	<0.0020	0.0034	<0.0020	
BED1	11/27/2018	<0.0020	<0.0020	<0.0020	
PT	8/1/2018	0.076	0.0027	0.013	
BED1	8/1/2018	<0.0020	<0.0020	<0.0020	
	11/30/2017	0.077	0.0031	0.012	GAC installed 05/24/2018.
<b>Location: 247</b>					
BED1	10/26/2022	<0.0020	<0.0020	<0.0020	
BED1-DUP	10/26/2022	<0.0020	<0.0020	<0.0020	
PT	8/23/2022	0.048	0.0037	0.0028	
BED1	8/23/2022	<0.0020	<0.0020	<0.0020	

Concentrations in ug/L. Concentrations are rounded by the laboratory and reported to two significant figures. For samples collected prior to 10/1/2013, results for PFOA are reported under the following protocol: ND < LOD < NQ < LOQ where ND = Not Detected, NQ = Not Quantifiable, LOD = Limit of Detection, LOQ = Limit of Quantitation; the LOD/LOQ may have varied by instrument and quarter. For samples collected after 10/1/2013, samples are reported to a reporting limit (RL) of 0.0050 ug/L for PFOA. For samples collected after 6/30/2016, each target compound RL is 0.0020 ug/L. J = Analyte present, reported value may not be accurate or precise; UJ = Not detected, reporting limit may not be accurate or precise; B = Not detected substantially above the level reported in the laboratory or field blanks. Samples identified as BED1 were collected after the first carbon bed. Samples identified as BED2 were collected after the second carbon bed and represent the treated water. All other samples collected were prior to Chemours treatment. Samples identified with -D or -DUP are duplicate samples. Starting with the 3Q20 samples, the samples are analyzed by USEPA Method 537.1. Prior to 3Q20, the samples were analyzed by a modified method 537. QREP = Qualification Re-Evaluation Program.

**Table 2. Residential Granular Activated Carbon (GAC) Treatment System  
Results – Chemours Chambers Works, Deepwater, New Jersey**

Field Sample ID	Date	PFOA	PFOS	PFNA	Comments
BED1-DUP	8/23/2022	<0.0020	<0.0020	<0.0020	
BED1	5/23/2022	<0.0020	<0.0020	<0.0020	
BED1-DUP	5/23/2022	<0.0020	<0.0020	<0.0020	
BED1	2/10/2022	<0.0020	<0.0020	<0.0020	
BED1	10/25/2021	<0.0020	<0.0020	<0.0020	
BED1-DUP	10/25/2021	<0.0020	<0.0020	<0.0020	
PT	8/17/2021	0.054	0.0047	0.0030	
BED1	8/17/2021	<0.0020	<0.0020	<0.0020	
BED1-DUP	8/17/2021	<0.0020	<0.0020	<0.0020	
BED1	5/25/2021	<0.0020	<0.0020	<0.0020	
BED1	2/15/2021	<0.0020	<0.0020	<0.0020	
BED1	12/1/2020	<0.0020	<0.0020	<0.0020	
PT	8/25/2020	0.037	0.0036	<0.0020	
BED1	8/25/2020	<0.0020	<0.0020	<0.0020	
BED1	6/16/2020	<0.0020	<0.0020	<0.0020	
BED1	2/20/2020	<0.0020	<0.0020	<0.0020	
BED1	11/13/2019	<0.0020	<0.0020	<0.0020	
PT	9/12/2019	0.059	0.011	0.0062	

Concentrations in ug/L. Concentrations are rounded by the laboratory and reported to two significant figures. For samples collected prior to 10/1/2013, results for PFOA are reported under the following protocol: ND < LOD < NQ < LOQ where ND = Not Detected, NQ = Not Quantifiable, LOD = Limit of Detection, LOQ = Limit of Quantitation; the LOD/LOQ may have varied by instrument and quarter. For samples collected after 10/1/2013, samples are reported to a reporting limit (RL) of 0.0050 ug/L for PFOA. For samples collected after 6/30/2016, each target compound RL is 0.0020 ug/L. J = Analyte present, reported value may not be accurate or precise; UJ = Not detected, reporting limit may not be accurate or precise; B = Not detected substantially above the level reported in the laboratory or field blanks. Samples identified as BED1 were collected after the first carbon bed. Samples identified as BED2 were collected after the second carbon bed and represent the treated water. All other samples collected were prior to Chemours treatment. Samples identified with -D or -DUP are duplicate samples. Starting with the 3Q20 samples, the samples are analyzed by USEPA Method 537.1. Prior to 3Q20, the samples were analyzed by a modified method 537. QREP = Qualification Re-Evaluation Program.

**Table 2. Residential Granular Activated Carbon (GAC) Treatment System  
Results – Chemours Chambers Works, Deepwater, New Jersey**

Field Sample ID	Date	PFOA	PFOS	PFNA	Comments
BED1	9/12/2019	<0.0020	<0.0020	<0.0020	
BED1	4/12/2019	<0.0020	<0.0020	<0.0020	
BED1	1/23/2019	<0.0020	<0.0020	<0.0020	
BED1	11/2/2018	<0.0020	<0.0020	<0.0020	
PT	7/19/2018	0.036	0.0036	<0.0020	
BED1	7/19/2018	<0.0020	<0.0020	<0.0020	
BED1	4/16/2018	<0.0020	<0.0020	<0.0020	
	11/30/2017	0.034	0.0034	<0.0020	GAC installed 02/20/2018.
<b>Location: 248</b>					
BED1	12/7/2022	<0.0020	<0.0020	<0.0020	
BED1-DUP	12/7/2022	<0.0020	<0.0020	<0.0020	
PT	9/19/2022	0.057	0.0037	0.015	
BED1	9/19/2022	<0.0020	<0.0020	<0.0020	
BED1	5/25/2022	<0.0020	<0.0020	<0.0020	
BED1	3/1/2022	<0.0020	<0.0020	<0.0020	
BED1	11/18/2021	<0.0020	<0.0020	<0.0020	
PT	8/19/2021	0.060	0.0043	0.017	
BED1	8/19/2021	<0.0020	<0.0020	<0.0020	

Concentrations in ug/L. Concentrations are rounded by the laboratory and reported to two significant figures. For samples collected prior to 10/1/2013, results for PFOA are reported under the following protocol: ND < LOD < NQ < LOQ where ND = Not Detected, NQ = Not Quantifiable, LOD = Limit of Detection, LOQ = Limit of Quantitation; the LOD/LOQ may have varied by instrument and quarter. For samples collected after 10/1/2013, samples are reported to a reporting limit (RL) of 0.0050 ug/L for PFOA. For samples collected after 6/30/2016, each target compound RL is 0.0020 ug/L. J = Analyte present, reported value may not be accurate or precise; UJ = Not detected, reporting limit may not be accurate or precise; B = Not detected substantially above the level reported in the laboratory or field blanks. Samples identified as BED1 were collected after the first carbon bed. Samples identified as BED2 were collected after the second carbon bed and represent the treated water. All other samples collected were prior to Chemours treatment. Samples identified with -D or -DUP are duplicate samples. Starting with the 3Q20 samples, the samples are analyzed by USEPA Method 537.1. Prior to 3Q20, the samples were analyzed by a modified method 537. QREP = Qualification Re-Evaluation Program.

**Table 2. Residential Granular Activated Carbon (GAC) Treatment System  
Results – Chemours Chambers Works, Deepwater, New Jersey**

Field Sample ID	Date	PFOA	PFOS	PFNA	Comments
BED1-DUP	8/19/2021	<0.0020	<0.0020	<0.0020	
BED1	4/20/2021	<0.0020	<0.0020	<0.0020	
BED1	1/21/2021	<0.0020	<0.0020	<0.0020	
PT	9/14/2020	0.044	0.0026 J	0.012	
BED1	9/14/2020	<0.0020	<0.0020	<0.0020	
BED1	6/24/2020	<0.0020	<0.0020	<0.0020	
BED1	2/27/2020	<0.0020	<0.0020	<0.0020	
BED1	11/25/2019	<0.0020	<0.0020	<0.0020	
PT	9/25/2019	0.067	0.0035	0.016	
BED1	9/25/2019	<0.0020	<0.0020	<0.0020	
BED1-DUP	9/25/2019	<0.0020	<0.0020	<0.0020	
BED1	5/20/2019	<0.0020	<0.0020	<0.0020	
BED1	3/7/2019	<0.0020	<0.0020	<0.0020	
BED1	11/28/2018	<0.0020	<0.0020	<0.0020	
PT	8/7/2018	0.079	0.0039	0.016	
BED1	8/7/2018	<0.0020	<0.0020	<0.0020	
BED1	5/3/2018	<0.0020	<0.0020	<0.0020	
-DUP	11/30/2017	0.076	0.0046	0.017	GAC installed 02/16/2018.

Concentrations in ug/L. Concentrations are rounded by the laboratory and reported to two significant figures. For samples collected prior to 10/1/2013, results for PFOA are reported under the following protocol: ND < LOD < NQ < LOQ where ND = Not Detected, NQ = Not Quantifiable, LOD = Limit of Detection, LOQ = Limit of Quantitation; the LOD/LOQ may have varied by instrument and quarter. For samples collected after 10/1/2013, samples are reported to a reporting limit (RL) of 0.0050 ug/L for PFOA. For samples collected after 6/30/2016, each target compound RL is 0.0020 ug/L. J = Analyte present, reported value may not be accurate or precise; UJ = Not detected, reporting limit may not be accurate or precise; B = Not detected substantially above the level reported in the laboratory or field blanks. Samples identified as BED1 were collected after the first carbon bed. Samples identified as BED2 were collected after the second carbon bed and represent the treated water. All other samples collected were prior to Chemours treatment. Samples identified with -D or -DUP are duplicate samples. Starting with the 3Q20 samples, the samples are analyzed by USEPA Method 537.1. Prior to 3Q20, the samples were analyzed by a modified method 537. QREP = Qualification Re-Evaluation Program.



**Table 2. Residential Granular Activated Carbon (GAC) Treatment System  
Results – Chemours Chambers Works, Deepwater, New Jersey**

Field Sample ID	Date	PFOA	PFOS	PFNA	Comments
	11/30/2017	0.072	0.0043	0.017	GAC installed 02/16/2018.
<b>Location: 249</b>					
BED1	11/30/2022	<0.0020	<0.0020	<0.0020	
BED1-DUP	11/30/2022	<0.0020	<0.0020	<0.0020	
PT	9/6/2022	0.065	0.0099	0.0069	
BED1	9/6/2022	<0.0020	<0.0020	<0.0020	
BED1-DUP	9/6/2022	<0.0020	<0.0020	<0.0020	
BED1	6/6/2022	<0.0020	<0.0020	<0.0020	
BED1	3/7/2022	<0.0020	<0.0020	<0.0020	
BED1-DUP	3/7/2022	<0.0020	<0.0020	<0.0020	
BED1	12/29/2021	<0.0020	<0.0020	<0.0020	
BED1-DUP	12/29/2021	<0.0020	<0.0020	<0.0020	
PT	9/17/2021	0.064	0.0098	0.0074	
BED1	9/17/2021	<0.0020	<0.0020	<0.0020	
BED1	6/17/2021	<0.0020	<0.0020	<0.0020	
BED1	2/12/2021	<0.0020	<0.0020	<0.0020	
BED1	11/17/2020	<0.0020	<0.0020	<0.0020	
PT	9/16/2020	0.064	0.010	0.0061	

Concentrations in ug/L. Concentrations are rounded by the laboratory and reported to two significant figures. For samples collected prior to 10/1/2013, results for PFOA are reported under the following protocol: ND < LOD < NQ < LOQ where ND = Not Detected, NQ = Not Quantifiable, LOD = Limit of Detection, LOQ = Limit of Quantitation; the LOD/LOQ may have varied by instrument and quarter. For samples collected after 10/1/2013, samples are reported to a reporting limit (RL) of 0.0050 ug/L for PFOA. For samples collected after 6/30/2016, each target compound RL is 0.0020 ug/L. J = Analyte present, reported value may not be accurate or precise; UJ = Not detected, reporting limit may not be accurate or precise; B = Not detected substantially above the level reported in the laboratory or field blanks. Samples identified as BED1 were collected after the first carbon bed. Samples identified as BED2 were collected after the second carbon bed and represent the treated water. All other samples collected were prior to Chemours treatment. Samples identified with -D or -DUP are duplicate samples. Starting with the 3Q20 samples, the samples are analyzed by USEPA Method 537.1. Prior to 3Q20, the samples were analyzed by a modified method 537. QREP = Qualification Re-Evaluation Program.

**Table 2. Residential Granular Activated Carbon (GAC) Treatment System  
Results – Chemours Chambers Works, Deepwater, New Jersey**

Field Sample ID	Date	PFOA	PFOS	PFNA	Comments
BED1	9/16/2020	<0.0020	<0.0020	<0.0020	
BED1	6/24/2020	<0.0020	<0.0020	<0.0020	
BED1-DUP	6/24/2020	<0.0020	<0.0020	<0.0020	
BED1	2/20/2020	<0.0020	<0.0020	<0.0020	
BED1	11/18/2019	<0.0020	<0.0020	<0.0020	
PT	9/12/2019	0.058	0.010	0.0058	
BED1	9/12/2019	<0.0020	<0.0020	<0.0020	
BED1	5/30/2019	<0.0020	<0.0020	<0.0020	
BED1-DUP	5/30/2019	<0.0020	<0.0020	<0.0020	
PT	1/17/2019	0.068	0.013	0.0065	
BED1	1/17/2019	<0.0020	<0.0020	<0.0020	
BED1	10/22/2018	<0.0020	<0.0020	<0.0020	
	11/30/2017	0.053	0.01	0.0048	GAC installed 09/28/2018.
<b>Location: 250</b>					
BED1	11/14/2022	<0.0020	<0.0020	<0.0020	
PT	9/12/2022	0.086	0.011	0.0095	
BED1	9/12/2022	<0.0020	<0.0020	<0.0020	
BED1	6/21/2022	<0.0020	<0.0020	<0.0020	

Concentrations in ug/L. Concentrations are rounded by the laboratory and reported to two significant figures. For samples collected prior to 10/1/2013, results for PFOA are reported under the following protocol: ND < LOD < NQ < LOQ where ND = Not Detected, NQ = Not Quantifiable, LOD = Limit of Detection, LOQ = Limit of Quantitation; the LOD/LOQ may have varied by instrument and quarter. For samples collected after 10/1/2013, samples are reported to a reporting limit (RL) of 0.0050 ug/L for PFOA. For samples collected after 6/30/2016, each target compound RL is 0.0020 ug/L. J = Analyte present, reported value may not be accurate or precise; UJ = Not detected, reporting limit may not be accurate or precise; B = Not detected substantially above the level reported in the laboratory or field blanks. Samples identified as BED1 were collected after the first carbon bed. Samples identified as BED2 were collected after the second carbon bed and represent the treated water. All other samples collected were prior to Chemours treatment. Samples identified with -D or -DUP are duplicate samples. Starting with the 3Q20 samples, the samples are analyzed by USEPA Method 537.1. Prior to 3Q20, the samples were analyzed by a modified method 537. QREP = Qualification Re-Evaluation Program.

**Table 2. Residential Granular Activated Carbon (GAC) Treatment System  
Results – Chemours Chambers Works, Deepwater, New Jersey**

Field Sample ID	Date	PFOA	PFOS	PFNA	Comments
BED1-DUP	6/21/2022	<0.0020	<0.0020	<0.0020	
BED1	3/7/2022	<0.0020	<0.0020	<0.0020	
PT	9/16/2021	0.070	0.011	0.0086	
BED1	9/16/2021	<0.0020	<0.0020	<0.0020	
BED1-DUP	9/16/2021	<0.0020	<0.0020	<0.0020	
BED1	6/9/2021	<0.0020	<0.0020	<0.0020	
BED1-DUP	6/9/2021	<0.0020	<0.0020	<0.0020	
BED1	2/17/2021	<0.0020	<0.0020	<0.0020	
BED1-DUP	2/17/2021	<0.0020	<0.0020	<0.0020	
PT	9/16/2020	0.075	0.0089	0.0076	
BED1	9/16/2020	<0.0020	<0.0020	<0.0020	
BED1	6/26/2020	<0.0020	<0.0020	<0.0020	
BED1	11/27/2019	<0.0020	<0.0020	<0.0020	
PT	9/25/2019	0.077	0.0094	0.0083	
BED1	9/25/2019	<0.0020	<0.0020	<0.0020	
BED1	5/17/2019	<0.0020	<0.0020	<0.0020	
BED1	3/18/2019	<0.0020	<0.0020	<0.0020	
PT	12/21/2018	0.081	0.0086	0.0058	

Concentrations in ug/L. Concentrations are rounded by the laboratory and reported to two significant figures. For samples collected prior to 10/1/2013, results for PFOA are reported under the following protocol: ND < LOD < NQ < LOQ where ND = Not Detected, NQ = Not Quantifiable, LOD = Limit of Detection, LOQ = Limit of Quantitation; the LOD/LOQ may have varied by instrument and quarter. For samples collected after 10/1/2013, samples are reported to a reporting limit (RL) of 0.0050 ug/L for PFOA. For samples collected after 6/30/2016, each target compound RL is 0.0020 ug/L. J = Analyte present, reported value may not be accurate or precise; UJ = Not detected, reporting limit may not be accurate or precise; B = Not detected substantially above the level reported in the laboratory or field blanks. Samples identified as BED1 were collected after the first carbon bed. Samples identified as BED2 were collected after the second carbon bed and represent the treated water. All other samples collected were prior to Chemours treatment. Samples identified with -D or -DUP are duplicate samples. Starting with the 3Q20 samples, the samples are analyzed by USEPA Method 537.1. Prior to 3Q20, the samples were analyzed by a modified method 537. QREP = Qualification Re-Evaluation Program.

**Table 2. Residential Granular Activated Carbon (GAC) Treatment System  
Results – Chemours Chambers Works, Deepwater, New Jersey**

Field Sample ID	Date	PFOA	PFOS	PFNA	Comments
BED1	12/21/2018	<0.0020	<0.0020	<0.0020	
	11/30/2017	0.069	0.0092	0.0062	GAC installed 09/19/2018.
<b>Location: 251</b>					
BED1	11/7/2022	<0.0020	<0.0020	<0.0020	
PT	9/15/2022	0.058	0.0057	0.0058	
BED1	9/15/2022	<0.0020	<0.0020	<0.0020	
BED1	5/26/2022	<0.0020	<0.0020	<0.0020	
BED1	2/21/2022	<0.0020	<0.0020	<0.0020	
BED1-DUP	2/21/2022	<0.0020	<0.0020	<0.0020	
BED1	11/17/2021	<0.0020	<0.0020	<0.0020	
PT	9/10/2021	0.062	0.0065	0.0062	
BED1	9/10/2021	<0.0020	<0.0020	<0.0020	
BED1-DUP	9/10/2021	<0.0020	<0.0020	<0.0020	
BED1	6/10/2021	<0.0020	<0.0020	<0.0020	
BED1	3/8/2021	<0.0020	<0.0020	<0.0020	
PT	9/28/2020	0.067	0.017	0.0082	
BED1	9/28/2020	<0.0020	<0.0020	<0.0020	
BED1-DUP	9/28/2020	<0.0020 UJ	<0.0020 UJ	<0.0020 UJ	

Concentrations in ug/L. Concentrations are rounded by the laboratory and reported to two significant figures. For samples collected prior to 10/1/2013, results for PFOA are reported under the following protocol: ND < LOD < NQ < LOQ where ND = Not Detected, NQ = Not Quantifiable, LOD = Limit of Detection, LOQ = Limit of Quantitation; the LOD/LOQ may have varied by instrument and quarter. For samples collected after 10/1/2013, samples are reported to a reporting limit (RL) of 0.0050 ug/L for PFOA. For samples collected after 6/30/2016, each target compound RL is 0.0020 ug/L. J = Analyte present, reported value may not be accurate or precise; UJ = Not detected, reporting limit may not be accurate or precise; B = Not detected substantially above the level reported in the laboratory or field blanks. Samples identified as BED1 were collected after the first carbon bed. Samples identified as BED2 were collected after the second carbon bed and represent the treated water. All other samples collected were prior to Chemours treatment. Samples identified with -D or -DUP are duplicate samples. Starting with the 3Q20 samples, the samples are analyzed by USEPA Method 537.1. Prior to 3Q20, the samples were analyzed by a modified method 537. QREP = Qualification Re-Evaluation Program.

**Table 2. Residential Granular Activated Carbon (GAC) Treatment System  
Results – Chemours Chambers Works, Deepwater, New Jersey**

Field Sample ID	Date	PFOA	PFOS	PFNA	Comments
BED1	6/18/2020	<0.0020	<0.0020	<0.0020	
BED1	1/29/2020	<0.0020	<0.0020	<0.0020	
	11/30/2017	0.062	0.0059	0.0043	GAC installed 11/05/2019.
<b>Location: 255</b>					
BED1	11/8/2022	<0.0020	<0.0020	<0.0020	
PT	9/6/2022	0.061	0.0093	0.0051	
BED1	9/6/2022	<0.0020	<0.0020	<0.0020	
BED1	5/4/2022	<0.0020	<0.0020	<0.0020	
BED1-DUP	5/4/2022	<0.0020	<0.0020	<0.0020	
BED1	2/7/2022	<0.0020 UJ	<0.0020 UJ	<0.0020 UJ	
BED1-DUP	2/7/2022	<0.0020	<0.0020	<0.0020	
BED1	10/19/2021	<0.0020	<0.0020	<0.0020	
PT	7/23/2021	0.051	0.0078	0.0040	
BED1	7/23/2021	<0.0020	<0.0020	<0.0020	
BED1	5/10/2021	<0.0020	<0.0020	<0.0020	
BED1-DUP	5/10/2021	<0.0020	<0.0020	<0.0020	
BED1	2/15/2021	<0.0020	<0.0020	<0.0020	
BED1	11/18/2020	<0.0020	<0.0020	<0.0020	

Concentrations in ug/L. Concentrations are rounded by the laboratory and reported to two significant figures. For samples collected prior to 10/1/2013, results for PFOA are reported under the following protocol: ND < LOD < NQ < LOQ where ND = Not Detected, NQ = Not Quantifiable, LOD = Limit of Detection, LOQ = Limit of Quantitation; the LOD/LOQ may have varied by instrument and quarter. For samples collected after 10/1/2013, samples are reported to a reporting limit (RL) of 0.0050 ug/L for PFOA. For samples collected after 6/30/2016, each target compound RL is 0.0020 ug/L. J = Analyte present, reported value may not be accurate or precise; UJ = Not detected, reporting limit may not be accurate or precise; B = Not detected substantially above the level reported in the laboratory or field blanks. Samples identified as BED1 were collected after the first carbon bed. Samples identified as BED2 were collected after the second carbon bed and represent the treated water. All other samples collected were prior to Chemours treatment. Samples identified with -D or -DUP are duplicate samples. Starting with the 3Q20 samples, the samples are analyzed by USEPA Method 537.1. Prior to 3Q20, the samples were analyzed by a modified method 537. QREP = Qualification Re-Evaluation Program.

**Table 2. Residential Granular Activated Carbon (GAC) Treatment System  
Results – Chemours Chambers Works, Deepwater, New Jersey**

Field Sample ID	Date	PFOA	PFOS	PFNA	Comments
BED1-DUP	11/18/2020	<0.0020	<0.0020	<0.0020	
PT	9/28/2020	0.049	0.0094	0.0036	
BED1	9/28/2020	<0.0020	<0.0020	<0.0020	
BED1	6/4/2020	<0.0020	<0.0020	<0.0020	
BED1	2/19/2020	<0.0020	<0.0020	<0.0020	
BED1	11/14/2019	<0.0020	<0.0020	<0.0020	
PT	9/13/2019	0.056	0.0092	0.0038	
BED1	9/13/2019	<0.0020	<0.0020	<0.0020	
BED1	5/1/2019	<0.0020	<0.0020	<0.0020	
BED1	2/18/2019	<0.0020	<0.0020	<0.0020	
BED1	11/27/2018	<0.0020	<0.0020	<0.0020	
PT	7/20/2018	0.045	0.0086	0.0028	
BED1	7/20/2018	<0.0020	<0.0020	<0.0020	
BED1	5/15/2018	<0.0020	<0.0020	<0.0020	
	12/7/2017	0.047	0.01	0.0033	GAC installed 02/22/2018.
<b>Location: 256</b>					
BED1	10/18/2022	<0.0020	<0.0020	<0.0020	
PT	7/27/2022	0.067	0.0087	0.0089	

Concentrations in ug/L. Concentrations are rounded by the laboratory and reported to two significant figures. For samples collected prior to 10/1/2013, results for PFOA are reported under the following protocol: ND < LOD < NQ < LOQ where ND = Not Detected, NQ = Not Quantifiable, LOD = Limit of Detection, LOQ = Limit of Quantitation; the LOD/LOQ may have varied by instrument and quarter. For samples collected after 10/1/2013, samples are reported to a reporting limit (RL) of 0.0050 ug/L for PFOA. For samples collected after 6/30/2016, each target compound RL is 0.0020 ug/L. J = Analyte present, reported value may not be accurate or precise; UJ = Not detected, reporting limit may not be accurate or precise; B = Not detected substantially above the level reported in the laboratory or field blanks. Samples identified as BED1 were collected after the first carbon bed. Samples identified as BED2 were collected after the second carbon bed and represent the treated water. All other samples collected were prior to Chemours treatment. Samples identified with -D or -DUP are duplicate samples. Starting with the 3Q20 samples, the samples are analyzed by USEPA Method 537.1. Prior to 3Q20, the samples were analyzed by a modified method 537. QREP = Qualification Re-Evaluation Program.

**Table 2. Residential Granular Activated Carbon (GAC) Treatment System  
Results – Chemours Chambers Works, Deepwater, New Jersey**

Field Sample ID	Date	PFOA	PFOS	PFNA	Comments
BED1	7/27/2022	<0.0020	<0.0020	<0.0020	
BED1-DUP	7/27/2022	<0.0020	<0.0020	<0.0020	
BED1	4/26/2022	<0.0020	<0.0020	<0.0020	
BED1	2/2/2022	<0.0020	<0.0020	<0.0020	
BED1	11/15/2021	<0.0020	<0.0020	<0.0020	
PT	8/23/2021	0.065	0.011	0.010	
BED1	8/23/2021	<0.0020	<0.0020	<0.0020	
BED1	5/24/2021	<0.0020	<0.0020	<0.0020	
BED1-DUP	5/24/2021	<0.0020	<0.0020	<0.0020	
BED1	3/5/2021	<0.0020	<0.0020	<0.0020	
BED1	10/13/2020	<0.0020	<0.0020	<0.0020	
PT	7/23/2020	0.069	0.010	0.0080	
BED1	7/23/2020	<0.0020	<0.0020	<0.0020	
BED1-DUP	7/23/2020	<0.0020	<0.0020	<0.0020	
BED1	6/1/2020	<0.0020	<0.0020	<0.0020	
BED1	2/18/2020	<0.0020	<0.0020	<0.0020	
BED1	11/12/2019	<0.0020	<0.0020	<0.0020	
PT	9/10/2019	0.079	0.0099	0.0090	

Concentrations in ug/L. Concentrations are rounded by the laboratory and reported to two significant figures. For samples collected prior to 10/1/2013, results for PFOA are reported under the following protocol: ND < LOD < NQ < LOQ where ND = Not Detected, NQ = Not Quantifiable, LOD = Limit of Detection, LOQ = Limit of Quantitation; the LOD/LOQ may have varied by instrument and quarter. For samples collected after 10/1/2013, samples are reported to a reporting limit (RL) of 0.0050 ug/L for PFOA. For samples collected after 6/30/2016, each target compound RL is 0.0020 ug/L. J = Analyte present, reported value may not be accurate or precise; UJ = Not detected, reporting limit may not be accurate or precise; B = Not detected substantially above the level reported in the laboratory or field blanks. Samples identified as BED1 were collected after the first carbon bed. Samples identified as BED2 were collected after the second carbon bed and represent the treated water. All other samples collected were prior to Chemours treatment. Samples identified with -D or -DUP are duplicate samples. Starting with the 3Q20 samples, the samples are analyzed by USEPA Method 537.1. Prior to 3Q20, the samples were analyzed by a modified method 537. QREP = Qualification Re-Evaluation Program.

**Table 2. Residential Granular Activated Carbon (GAC) Treatment System  
Results – Chemours Chambers Works, Deepwater, New Jersey**

Field Sample ID	Date	PFOA	PFOS	PFNA	Comments
BED1	9/10/2019	<0.0020	<0.0020	<0.0020	
BED1	5/20/2019	<0.0020	<0.0020	<0.0020	
BED1	3/20/2019	<0.0020	<0.0020	<0.0020	
BED1	10/31/2018	<0.0020	0.0023	<0.0020	
PT	7/24/2018	0.073	0.010	0.0072	
BED1	7/24/2018	<0.0020	<0.0020	<0.0020	
BED1	4/19/2018	<0.0020	<0.0020	<0.0020	
	12/7/2017	0.063	0.012	0.0063	GAC installed 03/13/2018.
-DUP	12/7/2017	0.065	0.011	0.0061	GAC installed 03/13/2018.
<b>Location: 257</b>					
BED1	11/14/2022	<0.0020	<0.0020	<0.0020	
BED1-DUP	11/14/2022	<0.0020	<0.0020	<0.0020	
PT	9/12/2022	0.083	0.0068	0.0064	
BED1	9/12/2022	<0.0020	<0.0020	<0.0020	
BED1-DUP	9/12/2022	<0.0020	<0.0020	<0.0020	
BED1	6/7/2022	<0.0020	<0.0020	<0.0020	
BED1	3/8/2022	<0.0020	<0.0020	<0.0020	
BED1	11/29/2021	<0.0020	<0.0020	<0.0020	

Concentrations in ug/L. Concentrations are rounded by the laboratory and reported to two significant figures. For samples collected prior to 10/1/2013, results for PFOA are reported under the following protocol: ND < LOD < NQ < LOQ where ND = Not Detected, NQ = Not Quantifiable, LOD = Limit of Detection, LOQ = Limit of Quantitation; the LOD/LOQ may have varied by instrument and quarter. For samples collected after 10/1/2013, samples are reported to a reporting limit (RL) of 0.0050 ug/L for PFOA. For samples collected after 6/30/2016, each target compound RL is 0.0020 ug/L. J = Analyte present, reported value may not be accurate or precise; UJ = Not detected, reporting limit may not be accurate or precise; B = Not detected substantially above the level reported in the laboratory or field blanks. Samples identified as BED1 were collected after the first carbon bed. Samples identified as BED2 were collected after the second carbon bed and represent the treated water. All other samples collected were prior to Chemours treatment. Samples identified with -D or -DUP are duplicate samples. Starting with the 3Q20 samples, the samples are analyzed by USEPA Method 537.1. Prior to 3Q20, the samples were analyzed by a modified method 537. QREP = Qualification Re-Evaluation Program.



**Table 2. Residential Granular Activated Carbon (GAC) Treatment System  
Results – Chemours Chambers Works, Deepwater, New Jersey**

Field Sample ID	Date	PFOA	PFOS	PFNA	Comments
PT	9/7/2021	0.080	0.0075	0.0069	
BED1	9/7/2021	<0.0020	<0.0020	<0.0020	
BED1	6/11/2021	<0.0020	<0.0020	<0.0020	
BED1	2/11/2021	<0.0020	<0.0020	<0.0020	
BED1	11/16/2020	<0.0020	<0.0020	<0.0020	
BED1-DUP	11/16/2020	<0.0020	<0.0020	<0.0020	
PT	9/14/2020	0.075	0.0088 J	0.0066	
BED1	9/14/2020	<0.0020	<0.0020	<0.0020	
BED1	6/30/2020	<0.0020	<0.0020	<0.0020	
BED1	11/18/2019	<0.0020	<0.0020	<0.0020	
PT	9/6/2019	0.073	0.0085	0.0073	
BED1	9/6/2019	<0.0020	<0.0020	<0.0020	
BED1	6/25/2019	<0.0020	<0.0020	<0.0020	
BED1	3/26/2019	<0.0020	<0.0020	<0.0020	
BED1	11/9/2018	<0.0020	<0.0020	<0.0020	
PT	8/6/2018	0.086	0.0071	0.0061	
BED1	8/6/2018	<0.0020	<0.0020	<0.0020	
	12/7/2017	0.082	0.0067	0.0052	GAC installed 05/04/2018.

Concentrations in ug/L. Concentrations are rounded by the laboratory and reported to two significant figures. For samples collected prior to 10/1/2013, results for PFOA are reported under the following protocol: ND < LOD < NQ < LOQ where ND = Not Detected, NQ = Not Quantifiable, LOD = Limit of Detection, LOQ = Limit of Quantitation; the LOD/LOQ may have varied by instrument and quarter. For samples collected after 10/1/2013, samples are reported to a reporting limit (RL) of 0.0050 ug/L for PFOA. For samples collected after 6/30/2016, each target compound RL is 0.0020 ug/L. J = Analyte present, reported value may not be accurate or precise; UJ = Not detected, reporting limit may not be accurate or precise; B = Not detected substantially above the level reported in the laboratory or field blanks. Samples identified as BED1 were collected after the first carbon bed. Samples identified as BED2 were collected after the second carbon bed and represent the treated water. All other samples collected were prior to Chemours treatment. Samples identified with -D or -DUP are duplicate samples. Starting with the 3Q20 samples, the samples are analyzed by USEPA Method 537.1. Prior to 3Q20, the samples were analyzed by a modified method 537. QREP = Qualification Re-Evaluation Program.

**Table 2. Residential Granular Activated Carbon (GAC) Treatment System  
Results – Chemours Chambers Works, Deepwater, New Jersey**

Field Sample ID	Date	PFOA	PFOS	PFNA	Comments
<b>Location: 258</b>					
BED1	10/31/2022	0.0041	<0.0020	<0.0020	
BED1-DUP	10/31/2022	0.0044	<0.0020	<0.0020	
BED2	10/31/2022	<0.0020	<0.0020	<0.0020	
PT	8/9/2022	0.052	0.0057 J	0.0054	
BED1	8/9/2022	0.0036	<0.0020	<0.0020	
BED2	8/9/2022	<0.0020	<0.0020	<0.0020	
BED1	5/2/2022	0.0035	<0.0020	<0.0020	
BED1-DUP	5/2/2022	0.0035	<0.0020	<0.0020	
BED2	5/2/2022	<0.0020	<0.0020	<0.0020	
BED1	1/31/2022	0.0030	<0.0020	<0.0020	
BED1-DUP	1/31/2022	0.0027	<0.0020	<0.0020	
BED2	1/31/2022	<0.0020	<0.0020	<0.0020	
BED1	10/15/2021	0.0022	<0.0020	<0.0020	
BED1-DUP	10/15/2021	0.0023	<0.0020	<0.0020	
BED2	10/15/2021	<0.0020	<0.0020	<0.0020	
PT	7/7/2021	0.061	0.0056	0.0055	
BED1	7/7/2021	0.0033	<0.0020	<0.0020	

Concentrations in ug/L. Concentrations are rounded by the laboratory and reported to two significant figures. For samples collected prior to 10/1/2013, results for PFOA are reported under the following protocol: ND < LOD < NQ < LOQ where ND = Not Detected, NQ = Not Quantifiable, LOD = Limit of Detection, LOQ = Limit of Quantitation; the LOD/LOQ may have varied by instrument and quarter. For samples collected after 10/1/2013, samples are reported to a reporting limit (RL) of 0.0050 ug/L for PFOA. For samples collected after 6/30/2016, each target compound RL is 0.0020 ug/L. J = Analyte present, reported value may not be accurate or precise; UJ = Not detected, reporting limit may not be accurate or precise; B = Not detected substantially above the level reported in the laboratory or field blanks. Samples identified as BED1 were collected after the first carbon bed. Samples identified as BED2 were collected after the second carbon bed and represent the treated water. All other samples collected were prior to Chemours treatment. Samples identified with -D or -DUP are duplicate samples. Starting with the 3Q20 samples, the samples are analyzed by USEPA Method 537.1. Prior to 3Q20, the samples were analyzed by a modified method 537. QREP = Qualification Re-Evaluation Program.

**Table 2. Residential Granular Activated Carbon (GAC) Treatment System  
Results – Chemours Chambers Works, Deepwater, New Jersey**

Field Sample ID	Date	PFOA	PFOS	PFNA	Comments
BED2	7/7/2021	<0.0020	<0.0020	<0.0020	
BED1	4/6/2021	<0.0020	<0.0020	<0.0020	
BED1	1/14/2021	<0.0020	<0.0020	<0.0020	
BED1	12/10/2020	<0.0020	<0.0020	<0.0020	
BED1-DUP	12/10/2020	<0.0020	<0.0020	<0.0020	
PT	9/8/2020	0.065	0.0070	0.0060	
BED1	9/8/2020	<0.0020	<0.0020	<0.0020	
BED1	6/23/2020	0.0041	<0.0020	<0.0020	
BED1	2/20/2020	<0.0020	<0.0020	<0.0020	
BED1	11/18/2019	<0.0020	<0.0020	<0.0020	
PT	8/28/2019	0.068	0.0078	0.0057	
BED1	8/28/2019	<0.0020	<0.0020	<0.0020	
BED1-DUP	8/28/2019	<0.0020	<0.0020	<0.0020	
BED1	5/20/2019	<0.0020	<0.0020	<0.0020	
BED1	2/15/2019	<0.0020	<0.0020	<0.0020	
BED1	11/12/2018	<0.0020	<0.0020	<0.0020	
PT	8/20/2018	0.066	0.0064	0.0041	
BED1	8/20/2018	<0.0020	<0.0020	<0.0020	

Concentrations in ug/L. Concentrations are rounded by the laboratory and reported to two significant figures. For samples collected prior to 10/1/2013, results for PFOA are reported under the following protocol: ND < LOD < NQ < LOQ where ND = Not Detected, NQ = Not Quantifiable, LOD = Limit of Detection, LOQ = Limit of Quantitation; the LOD/LOQ may have varied by instrument and quarter. For samples collected after 10/1/2013, samples are reported to a reporting limit (RL) of 0.0050 ug/L for PFOA. For samples collected after 6/30/2016, each target compound RL is 0.0020 ug/L. J = Analyte present, reported value may not be accurate or precise; UJ = Not detected, reporting limit may not be accurate or precise; B = Not detected substantially above the level reported in the laboratory or field blanks. Samples identified as BED1 were collected after the first carbon bed. Samples identified as BED2 were collected after the second carbon bed and represent the treated water. All other samples collected were prior to Chemours treatment. Samples identified with -D or -DUP are duplicate samples. Starting with the 3Q20 samples, the samples are analyzed by USEPA Method 537.1. Prior to 3Q20, the samples were analyzed by a modified method 537. QREP = Qualification Re-Evaluation Program.

**Table 2. Residential Granular Activated Carbon (GAC) Treatment System  
Results – Chemours Chambers Works, Deepwater, New Jersey**

Field Sample ID	Date	PFOA	PFOS	PFNA	Comments
BED1	4/30/2018	<0.0020	<0.0020	<0.0020	
	12/7/2017	0.064	0.0065	0.0042	GAC installed 03/14/2018.
<b>Location: 259</b>					
BED1	12/6/2022	<0.0020	<0.0020	<0.0020	
BED1-DUP	12/6/2022	<0.0020	<0.0020	<0.0020	
PT	9/27/2022	0.054	0.0057	0.0072	
BED1	9/27/2022	<0.0020	<0.0020	<0.0020	
BED1	5/31/2022	<0.0020	<0.0020	<0.0020	
BED1	2/24/2022	<0.0020	<0.0020	<0.0020	
BED1	11/23/2021	<0.0020	<0.0020	<0.0020	
PT	9/21/2021	0.059	0.0053	0.0065	
BED1	9/21/2021	<0.0020	<0.0020	<0.0020	
BED1	6/24/2021	<0.0020	<0.0020	<0.0020	
BED1	11/17/2020	<0.0020	<0.0020	<0.0020	
PT	9/16/2020	0.071	0.0073	0.0079	
BED1	9/16/2020	<0.0020	<0.0020	<0.0020	
BED1	6/25/2020	<0.0020	<0.0020	<0.0020	
BED1	12/11/2019	<0.0020	<0.0020	<0.0020	

Concentrations in ug/L. Concentrations are rounded by the laboratory and reported to two significant figures. For samples collected prior to 10/1/2013, results for PFOA are reported under the following protocol: ND < LOD < NQ < LOQ where ND = Not Detected, NQ = Not Quantifiable, LOD = Limit of Detection, LOQ = Limit of Quantitation; the LOD/LOQ may have varied by instrument and quarter. For samples collected after 10/1/2013, samples are reported to a reporting limit (RL) of 0.0050 ug/L for PFOA. For samples collected after 6/30/2016, each target compound RL is 0.0020 ug/L. J = Analyte present, reported value may not be accurate or precise; UJ = Not detected, reporting limit may not be accurate or precise; B = Not detected substantially above the level reported in the laboratory or field blanks. Samples identified as BED1 were collected after the first carbon bed. Samples identified as BED2 were collected after the second carbon bed and represent the treated water. All other samples collected were prior to Chemours treatment. Samples identified with -D or -DUP are duplicate samples. Starting with the 3Q20 samples, the samples are analyzed by USEPA Method 537.1. Prior to 3Q20, the samples were analyzed by a modified method 537. QREP = Qualification Re-Evaluation Program.

**Table 2. Residential Granular Activated Carbon (GAC) Treatment System  
Results – Chemours Chambers Works, Deepwater, New Jersey**

Field Sample ID	Date	PFOA	PFOS	PFNA	Comments
PT	9/26/2019	0.070	0.0061	0.0073	
BED1	9/26/2019	<0.0020	<0.0020	<0.0020	
BED1	6/3/2019	<0.0020	<0.0020	<0.0020	
BED1	1/14/2019	<0.0020	<0.0020	<0.0020	
BED1	10/30/2018	<0.0020	<0.0020	<0.0020	
PT	7/18/2018	0.072	0.0054	0.0051	
BED1	7/18/2018	<0.0020	<0.0020	<0.0020	
BED1	4/23/2018	<0.0020	<0.0020	<0.0020	
	12/7/2017	0.07	0.0058	0.0053	GAC installed 03/20/2018.
<b>Location: 260</b>					
BED1	11/28/2022	<0.0020	<0.0020	<0.0020	
BED1-DUP	11/28/2022	<0.0020	<0.0020	<0.0020	
PT	9/21/2022	0.053	0.0051	0.0040	
BED1	9/21/2022	<0.0020	<0.0020	<0.0020	
BED1	5/24/2022	<0.0020	<0.0020	<0.0020	
BED1	3/2/2022	<0.0020	<0.0020	<0.0020	
BED1-DUP	3/2/2022	<0.0020	<0.0020	<0.0020	
BED1	11/18/2021	<0.0020	<0.0020	<0.0020	

Concentrations in ug/L. Concentrations are rounded by the laboratory and reported to two significant figures. For samples collected prior to 10/1/2013, results for PFOA are reported under the following protocol: ND < LOD < NQ < LOQ where ND = Not Detected, NQ = Not Quantifiable, LOD = Limit of Detection, LOQ = Limit of Quantitation; the LOD/LOQ may have varied by instrument and quarter. For samples collected after 10/1/2013, samples are reported to a reporting limit (RL) of 0.0050 ug/L for PFOA. For samples collected after 6/30/2016, each target compound RL is 0.0020 ug/L. J = Analyte present, reported value may not be accurate or precise; UJ = Not detected, reporting limit may not be accurate or precise; B = Not detected substantially above the level reported in the laboratory or field blanks. Samples identified as BED1 were collected after the first carbon bed. Samples identified as BED2 were collected after the second carbon bed and represent the treated water. All other samples collected were prior to Chemours treatment. Samples identified with -D or -DUP are duplicate samples. Starting with the 3Q20 samples, the samples are analyzed by USEPA Method 537.1. Prior to 3Q20, the samples were analyzed by a modified method 537. QREP = Qualification Re-Evaluation Program.

**Table 2. Residential Granular Activated Carbon (GAC) Treatment System  
Results – Chemours Chambers Works, Deepwater, New Jersey**

Field Sample ID	Date	PFOA	PFOS	PFNA	Comments
PT	8/30/2021	0.078	0.0061	0.0050	
BED1	8/30/2021	<0.0020	<0.0020	<0.0020	
BED1-DUP	8/30/2021	<0.0020	<0.0020	<0.0020	
BED1	6/11/2021	<0.0020	<0.0020	<0.0020	
BED1	2/24/2021	<0.0020	<0.0020	<0.0020	
PT	9/29/2020	0.069	0.0064	0.0043	
BED1	9/29/2020	<0.0020	<0.0020	<0.0020	
BED1	6/23/2020	<0.0020	<0.0020	<0.0020	
BED1	3/12/2020	<0.0020	<0.0020	<0.0020	
BED1	12/4/2019	<0.0020	<0.0020	<0.0020	
PT	7/31/2019	0.066	0.0058	0.0040	
BED1	7/31/2019	<0.0020	<0.0020	<0.0020	
BED1	4/24/2019	<0.0020	<0.0020	<0.0020	
BED1	2/19/2019	<0.0020	<0.0020	<0.0020	
BED1	11/28/2018	<0.0020	<0.0020	<0.0020	
PT	8/16/2018	0.057	0.0064	0.0033	
BED1	8/16/2018	<0.0020	<0.0020	<0.0020	
BED1	5/1/2018	<0.0020	<0.0020	<0.0020	

Concentrations in ug/L. Concentrations are rounded by the laboratory and reported to two significant figures. For samples collected prior to 10/1/2013, results for PFOA are reported under the following protocol: ND < LOD < NQ < LOQ where ND = Not Detected, NQ = Not Quantifiable, LOD = Limit of Detection, LOQ = Limit of Quantitation; the LOD/LOQ may have varied by instrument and quarter. For samples collected after 10/1/2013, samples are reported to a reporting limit (RL) of 0.0050 ug/L for PFOA. For samples collected after 6/30/2016, each target compound RL is 0.0020 ug/L. J = Analyte present, reported value may not be accurate or precise; UJ = Not detected, reporting limit may not be accurate or precise; B = Not detected substantially above the level reported in the laboratory or field blanks. Samples identified as BED1 were collected after the first carbon bed. Samples identified as BED2 were collected after the second carbon bed and represent the treated water. All other samples collected were prior to Chemours treatment. Samples identified with -D or -DUP are duplicate samples. Starting with the 3Q20 samples, the samples are analyzed by USEPA Method 537.1. Prior to 3Q20, the samples were analyzed by a modified method 537. QREP = Qualification Re-Evaluation Program.

**Table 2. Residential Granular Activated Carbon (GAC) Treatment System  
Results – Chemours Chambers Works, Deepwater, New Jersey**

Field Sample ID	Date	PFOA	PFOS	PFNA	Comments
	12/7/2017	0.054	0.0058	0.0031	GAC installed 03/20/2018.
<b>Location: 261</b>					
BED1	10/17/2022	<0.0020	<0.0020	<0.0020	
PT	8/8/2022	0.011	<0.0020	<0.0020	
BED1	8/8/2022	<0.0020	<0.0020	<0.0020	
BED1	5/5/2022	<0.0020	<0.0020	<0.0020	
BED1	2/2/2022	<0.0020	<0.0020	<0.0020	
BED1	11/3/2021	<0.0020	<0.0020	<0.0020	
BED1-DUP	11/3/2021	<0.0020	<0.0020	<0.0020	
PT	8/16/2021	0.0028	<0.0020	<0.0020	
BED1	8/16/2021	<0.0020	<0.0020	<0.0020	
BED1	5/18/2021	<0.0020	<0.0020	<0.0020	
BED1	2/25/2021	<0.0020	<0.0020	<0.0020	
BED1	10/15/2020	<0.0020	<0.0020	<0.0020	
PT	8/11/2020	0.0054	<0.0020	<0.0020	Split sampling for method comparison.
PT	8/11/2020	0.0049	<0.0020	<0.0020	
BED1	8/11/2020	<0.0020	<0.0020	<0.0020	
BED1	8/11/2020	<0.0020	<0.0020	<0.0020	Split sampling for method comparison.

Concentrations in ug/L. Concentrations are rounded by the laboratory and reported to two significant figures. For samples collected prior to 10/1/2013, results for PFOA are reported under the following protocol: ND < LOD < NQ < LOQ where ND = Not Detected, NQ = Not Quantifiable, LOD = Limit of Detection, LOQ = Limit of Quantitation; the LOD/LOQ may have varied by instrument and quarter. For samples collected after 10/1/2013, samples are reported to a reporting limit (RL) of 0.0050 ug/L for PFOA. For samples collected after 6/30/2016, each target compound RL is 0.0020 ug/L. J = Analyte present, reported value may not be accurate or precise; UJ = Not detected, reporting limit may not be accurate or precise; B = Not detected substantially above the level reported in the laboratory or field blanks. Samples identified as BED1 were collected after the first carbon bed. Samples identified as BED2 were collected after the second carbon bed and represent the treated water. All other samples collected were prior to Chemours treatment. Samples identified with -D or -DUP are duplicate samples. Starting with the 3Q20 samples, the samples are analyzed by USEPA Method 537.1. Prior to 3Q20, the samples were analyzed by a modified method 537. QREP = Qualification Re-Evaluation Program.

**Table 2. Residential Granular Activated Carbon (GAC) Treatment System  
Results – Chemours Chambers Works, Deepwater, New Jersey**

Field Sample ID	Date	PFOA	PFOS	PFNA	Comments
BED1	6/24/2020	<0.0020	<0.0020	<0.0020	
BED1	3/6/2020	<0.0020	<0.0020	<0.0020	
BED1	11/1/2019	<0.0020	<0.0020	<0.0020	
PT	7/30/2019	<0.0020	<0.0020	<0.0020	
BED1	7/30/2019	<0.0020	<0.0020	<0.0020	
BED1	4/9/2019	<0.0020	<0.0020	<0.0020	
BED1	1/22/2019	<0.0020	<0.0020	<0.0020	
BED1-DUP	1/22/2019	<0.0020	<0.0020	<0.0020	
BED1	10/31/2018	<0.0020	<0.0020	<0.0020	
BED1-DUP	10/31/2018	<0.0020	<0.0020	<0.0020	
PT	7/19/2018	0.021	0.0026	<0.0020	
BED1	7/19/2018	<0.0020	<0.0020	<0.0020	
BED1-DUP	7/19/2018	<0.0020	<0.0020	<0.0020	
BED1	4/23/2018	<0.0020	<0.0020	<0.0020	
BED1-DUP	4/23/2018	<0.0020	<0.0020	<0.0020	
	12/7/2017	0.016	0.0021	<0.0020	GAC installed 03/14/2018.
<b>Location: 265</b>					
BED1	10/24/2022	<0.0020	<0.0020	<0.0020	

Concentrations in ug/L. Concentrations are rounded by the laboratory and reported to two significant figures. For samples collected prior to 10/1/2013, results for PFOA are reported under the following protocol: ND < LOD < NQ < LOQ where ND = Not Detected, NQ = Not Quantifiable, LOD = Limit of Detection, LOQ = Limit of Quantitation; the LOD/LOQ may have varied by instrument and quarter. For samples collected after 10/1/2013, samples are reported to a reporting limit (RL) of 0.0050 ug/L for PFOA. For samples collected after 6/30/2016, each target compound RL is 0.0020 ug/L. J = Analyte present, reported value may not be accurate or precise; UJ = Not detected, reporting limit may not be accurate or precise; B = Not detected substantially above the level reported in the laboratory or field blanks. Samples identified as BED1 were collected after the first carbon bed. Samples identified as BED2 were collected after the second carbon bed and represent the treated water. All other samples collected were prior to Chemours treatment. Samples identified with -D or -DUP are duplicate samples. Starting with the 3Q20 samples, the samples are analyzed by USEPA Method 537.1. Prior to 3Q20, the samples were analyzed by a modified method 537. QREP = Qualification Re-Evaluation Program.



**Table 2. Residential Granular Activated Carbon (GAC) Treatment System  
Results – Chemours Chambers Works, Deepwater, New Jersey**

<b>Field Sample ID</b>	<b>Date</b>	<b>PFOA</b>	<b>PFOS</b>	<b>PFNA</b>	<b>Comments</b>
BED1-DUP	10/24/2022	<0.0020	<0.0020	<0.0020	
PT	7/27/2022	0.047	<0.0020	<0.0020	
BED1	7/27/2022	<0.0020	<0.0020	<0.0020	
BED1	4/28/2022	<0.0020	<0.0020	<0.0020	
BED1	2/2/2022	<0.0020	<0.0020	<0.0020	
BED1-DUP	2/2/2022	<0.0020	<0.0020	<0.0020	
BED1	11/5/2021	<0.0020	<0.0020	<0.0020	
PT	8/23/2021	0.050	<0.0020	<0.0020	
BED1	8/23/2021	<0.0020	<0.0020	<0.0020	
BED1	5/19/2021	<0.0020	<0.0020	<0.0020	
BED1	2/25/2021	<0.0020	<0.0020	<0.0020	
BED1	10/15/2020	<0.0020	<0.0020	<0.0020	
PT	7/23/2020	0.042	<0.0020	<0.0020	
BED1	7/23/2020	<0.0020	<0.0020	<0.0020	
BED1	6/2/2020	<0.0020	<0.0020	<0.0020	
BED1	1/20/2020	<0.0020	<0.0020	<0.0020	
BED1	10/2/2019	<0.0020	<0.0020	<0.0020	
PT	7/9/2019	0.10	<0.0020	0.0026	

Concentrations in ug/L. Concentrations are rounded by the laboratory and reported to two significant figures. For samples collected prior to 10/1/2013, results for PFOA are reported under the following protocol: ND < LOD < NQ < LOQ where ND = Not Detected, NQ = Not Quantifiable, LOD = Limit of Detection, LOQ = Limit of Quantitation; the LOD/LOQ may have varied by instrument and quarter. For samples collected after 10/1/2013, samples are reported to a reporting limit (RL) of 0.0050 ug/L for PFOA. For samples collected after 6/30/2016, each target compound RL is 0.0020 ug/L. J = Analyte present, reported value may not be accurate or precise; UJ = Not detected, reporting limit may not be accurate or precise; B = Not detected substantially above the level reported in the laboratory or field blanks. Samples identified as BED1 were collected after the first carbon bed. Samples identified as BED2 were collected after the second carbon bed and represent the treated water. All other samples collected were prior to Chemours treatment. Samples identified with -D or -DUP are duplicate samples. Starting with the 3Q20 samples, the samples are analyzed by USEPA Method 537.1. Prior to 3Q20, the samples were analyzed by a modified method 537. QREP = Qualification Re-Evaluation Program.

**Table 2. Residential Granular Activated Carbon (GAC) Treatment System  
Results – Chemours Chambers Works, Deepwater, New Jersey**

Field Sample ID	Date	PFOA	PFOS	PFNA	Comments
BED1	7/9/2019	<0.0020	<0.0020	<0.0020	
BED1	4/5/2019	<0.0020	<0.0020	<0.0020	
BED1	1/7/2019	<0.0020	<0.0020	<0.0020	
BED1	10/22/2018	<0.0020	<0.0020	<0.0020	
PT	7/9/2018	0.029	<0.0020	<0.0020	
BED1	7/9/2018	<0.0020	<0.0020	<0.0020	
	12/13/2017	0.015	<0.0020	<0.0020	GAC installed 04/17/2018.
<b>Location: 266</b>					
BED1	11/3/2022	<0.0020	<0.0020	<0.0020	
PT	8/31/2022	0.064	0.0068	0.0052	
BED1	8/31/2022	<0.0020	<0.0020	<0.0020	
BED1-DUP	8/31/2022	<0.0020	<0.0020	<0.0020	
BED1	5/31/2022	<0.0020	<0.0020	<0.0020	
BED1-DUP	5/31/2022	<0.0020	<0.0020	<0.0020	
BED1	2/23/2022	<0.0020	<0.0020	<0.0020	
BED1-DUP	2/23/2022	<0.0020	<0.0020	<0.0020	
BED1	11/29/2021	<0.0020	<0.0020	<0.0020	
BED1-DUP	11/29/2021	<0.0020	<0.0020	<0.0020	

Concentrations in ug/L. Concentrations are rounded by the laboratory and reported to two significant figures. For samples collected prior to 10/1/2013, results for PFOA are reported under the following protocol: ND < LOD < NQ < LOQ where ND = Not Detected, NQ = Not Quantifiable, LOD = Limit of Detection, LOQ = Limit of Quantitation; the LOD/LOQ may have varied by instrument and quarter. For samples collected after 10/1/2013, samples are reported to a reporting limit (RL) of 0.0050 ug/L for PFOA. For samples collected after 6/30/2016, each target compound RL is 0.0020 ug/L. J = Analyte present, reported value may not be accurate or precise; UJ = Not detected, reporting limit may not be accurate or precise; B = Not detected substantially above the level reported in the laboratory or field blanks. Samples identified as BED1 were collected after the first carbon bed. Samples identified as BED2 were collected after the second carbon bed and represent the treated water. All other samples collected were prior to Chemours treatment. Samples identified with -D or -DUP are duplicate samples. Starting with the 3Q20 samples, the samples are analyzed by USEPA Method 537.1. Prior to 3Q20, the samples were analyzed by a modified method 537. QREP = Qualification Re-Evaluation Program.

**Table 2. Residential Granular Activated Carbon (GAC) Treatment System  
Results – Chemours Chambers Works, Deepwater, New Jersey**

Field Sample ID	Date	PFOA	PFOS	PFNA	Comments
PT	9/1/2021	0.077	0.0076 J	0.0058	
BED1	9/1/2021	<0.0020	<0.0020	<0.0020	
BED1	5/17/2021	<0.0020	<0.0020	<0.0020	
BED1	2/24/2021	<0.0020	<0.0020	<0.0020	
BED1-DUP	2/24/2021	<0.0020	<0.0020	<0.0020	
BED1	11/10/2020	<0.0020	<0.0020	<0.0020	
PT	9/10/2020	0.066	0.0073	0.0050	
BED1	9/10/2020	<0.0020	<0.0020	<0.0020	
BED1	6/22/2020	<0.0020	<0.0020	<0.0020	
BED1	3/17/2020	<0.0020	<0.0020	<0.0020	
BED1	10/3/2019	<0.0020	<0.0020	<0.0020	
PT	7/9/2019	0.069	0.0071	0.0043	
BED1	7/9/2019	<0.0020	<0.0020	<0.0020	
BED1	4/5/2019	<0.0020	<0.0020	<0.0020	
BED1	1/10/2019	<0.0020	<0.0020	<0.0020	
BED1-DUP	1/10/2019	<0.0020	<0.0020	<0.0020	
BED1	10/25/2018	<0.0020	<0.0020	<0.0020	
PT	7/11/2018	0.062	0.0075	0.0041	

Concentrations in ug/L. Concentrations are rounded by the laboratory and reported to two significant figures. For samples collected prior to 10/1/2013, results for PFOA are reported under the following protocol: ND < LOD < NQ < LOQ where ND = Not Detected, NQ = Not Quantifiable, LOD = Limit of Detection, LOQ = Limit of Quantitation; the LOD/LOQ may have varied by instrument and quarter. For samples collected after 10/1/2013, samples are reported to a reporting limit (RL) of 0.0050 ug/L for PFOA. For samples collected after 6/30/2016, each target compound RL is 0.0020 ug/L. J = Analyte present, reported value may not be accurate or precise; UJ = Not detected, reporting limit may not be accurate or precise; B = Not detected substantially above the level reported in the laboratory or field blanks. Samples identified as BED1 were collected after the first carbon bed. Samples identified as BED2 were collected after the second carbon bed and represent the treated water. All other samples collected were prior to Chemours treatment. Samples identified with -D or -DUP are duplicate samples. Starting with the 3Q20 samples, the samples are analyzed by USEPA Method 537.1. Prior to 3Q20, the samples were analyzed by a modified method 537. QREP = Qualification Re-Evaluation Program.

**Table 2. Residential Granular Activated Carbon (GAC) Treatment System  
Results – Chemours Chambers Works, Deepwater, New Jersey**

Field Sample ID	Date	PFOA	PFOS	PFNA	Comments
BED1	7/11/2018	<0.0020	<0.0020	<0.0020	
BED1-DUP	7/11/2018	<0.0020	<0.0020	<0.0020	
	12/13/2017	0.058	0.0079	0.0038	GAC installed 04/19/2018.
<b>Location: 267</b>					
BED1	10/10/2022	<0.0020	<0.0020	<0.0020	
	5/23/2022	0.023	<0.0020	<0.0020	GAC installed 08/10/2022.
	4/27/2021	0.0089	<0.0020	<0.0020	
	8/9/2019	0.0026	<0.0020	<0.0020	
-DUP	8/8/2018	0.0047	<0.0020	<0.0020	
	8/8/2018	0.0047	<0.0020	<0.0020	
	12/14/2017	<0.0020	<0.0020	<0.0020	
<b>Location: 268</b>					
BED1	11/10/2022	<0.0020	<0.0020	<0.0020	
PT	8/25/2022	0.053	0.0022	<0.0020	
BED1	8/25/2022	<0.0020	<0.0020	<0.0020	
BED1	5/9/2022	<0.0020	<0.0020	<0.0020	
BED1	2/8/2022	<0.0020	<0.0020	<0.0020	
BED1	11/16/2021	<0.0020	<0.0020	<0.0020	

Concentrations in ug/L. Concentrations are rounded by the laboratory and reported to two significant figures. For samples collected prior to 10/1/2013, results for PFOA are reported under the following protocol: ND < LOD < NQ < LOQ where ND = Not Detected, NQ = Not Quantifiable, LOD = Limit of Detection, LOQ = Limit of Quantitation; the LOD/LOQ may have varied by instrument and quarter. For samples collected after 10/1/2013, samples are reported to a reporting limit (RL) of 0.0050 ug/L for PFOA. For samples collected after 6/30/2016, each target compound RL is 0.0020 ug/L. J = Analyte present, reported value may not be accurate or precise; UJ = Not detected, reporting limit may not be accurate or precise; B = Not detected substantially above the level reported in the laboratory or field blanks. Samples identified as BED1 were collected after the first carbon bed. Samples identified as BED2 were collected after the second carbon bed and represent the treated water. All other samples collected were prior to Chemours treatment. Samples identified with -D or -DUP are duplicate samples. Starting with the 3Q20 samples, the samples are analyzed by USEPA Method 537.1. Prior to 3Q20, the samples were analyzed by a modified method 537. QREP = Qualification Re-Evaluation Program.

**Table 2. Residential Granular Activated Carbon (GAC) Treatment System  
Results – Chemours Chambers Works, Deepwater, New Jersey**

Field Sample ID	Date	PFOA	PFOS	PFNA	Comments
PT	8/31/2021	0.065	0.0025 J	<0.0020	
BED1	8/31/2021	<0.0020	<0.0020	<0.0020	
BED1-DUP	8/31/2021	<0.0020	<0.0020	<0.0020	
BED1	3/5/2021	<0.0020	<0.0020	<0.0020	
BED1	10/8/2020	<0.0020	<0.0020	<0.0020	
BED1	6/30/2020	<0.0020	<0.0020	<0.0020	
BED1	1/23/2020	<0.0020	<0.0020	<0.0020	
PT	8/30/2019	0.052	0.0023	<0.0020	
BED1	8/30/2019	<0.0020	<0.0020	<0.0020	
BED1	5/31/2019	<0.0020	<0.0020	<0.0020	
BED1	2/22/2019	<0.0020	<0.0020	<0.0020	
BED1-DUP	2/22/2019	<0.0020	<0.0020	<0.0020	
BED1	11/13/2018	<0.0020	<0.0020	<0.0020	
BED1-DUP	11/13/2018	<0.0020	<0.0020	<0.0020	
PT	9/12/2018	0.049	<0.0020	<0.0020	
BED1	9/12/2018	<0.0020	<0.0020	<0.0020	
BED1-DUP	9/12/2018	<0.0020	<0.0020	<0.0020	
BED1	6/7/2018	<0.0020	<0.0020	<0.0020	

Concentrations in ug/L. Concentrations are rounded by the laboratory and reported to two significant figures. For samples collected prior to 10/1/2013, results for PFOA are reported under the following protocol: ND < LOD < NQ < LOQ where ND = Not Detected, NQ = Not Quantifiable, LOD = Limit of Detection, LOQ = Limit of Quantitation; the LOD/LOQ may have varied by instrument and quarter. For samples collected after 10/1/2013, samples are reported to a reporting limit (RL) of 0.0050 ug/L for PFOA. For samples collected after 6/30/2016, each target compound RL is 0.0020 ug/L. J = Analyte present, reported value may not be accurate or precise; UJ = Not detected, reporting limit may not be accurate or precise; B = Not detected substantially above the level reported in the laboratory or field blanks. Samples identified as BED1 were collected after the first carbon bed. Samples identified as BED2 were collected after the second carbon bed and represent the treated water. All other samples collected were prior to Chemours treatment. Samples identified with -D or -DUP are duplicate samples. Starting with the 3Q20 samples, the samples are analyzed by USEPA Method 537.1. Prior to 3Q20, the samples were analyzed by a modified method 537. QREP = Qualification Re-Evaluation Program.

**Table 2. Residential Granular Activated Carbon (GAC) Treatment System  
Results – Chemours Chambers Works, Deepwater, New Jersey**

Field Sample ID	Date	PFOA	PFOS	PFNA	Comments
BED1-DUP	6/7/2018	<0.0020	<0.0020	<0.0020	
	12/14/2017	0.041	<0.0020	<0.0020	GAC installed 03/28/2018.
<b>Location: 269</b>					
BED1	12/1/2022	<0.0020	<0.0020	<0.0020	
PT	9/20/2022	0.11	0.0036	0.014	
BED1	9/20/2022	<0.0020	<0.0020	<0.0020	
BED1	6/2/2022	<0.0020	<0.0020	<0.0020	
BED1	2/16/2022	<0.0020	<0.0020	<0.0020	Carbon Changeout 12/09/2021 - Pressure.
BED1	11/5/2021	<0.0020	<0.0020	<0.0020	
PT	8/18/2021	0.11	0.0047	0.018	
BED1	8/18/2021	<0.0020	<0.0020	<0.0020	
BED1	6/4/2021	<0.0020	<0.0020	<0.0020	
BED1-DUP	6/4/2021	<0.0020	<0.0020	<0.0020	
BED1	3/12/2021	<0.0020	<0.0020	<0.0020	
BED1-DUP	3/12/2021	<0.0020	<0.0020	<0.0020	
BED1	11/9/2020	<0.0020	<0.0020	<0.0020	
PT	9/9/2020	0.095	0.0048	0.014	
BED1	9/9/2020	<0.0020	<0.0020	<0.0020	

Concentrations in ug/L. Concentrations are rounded by the laboratory and reported to two significant figures. For samples collected prior to 10/1/2013, results for PFOA are reported under the following protocol: ND < LOD < NQ < LOQ where ND = Not Detected, NQ = Not Quantifiable, LOD = Limit of Detection, LOQ = Limit of Quantitation; the LOD/LOQ may have varied by instrument and quarter. For samples collected after 10/1/2013, samples are reported to a reporting limit (RL) of 0.0050 ug/L for PFOA. For samples collected after 6/30/2016, each target compound RL is 0.0020 ug/L. J = Analyte present, reported value may not be accurate or precise; UJ = Not detected, reporting limit may not be accurate or precise; B = Not detected substantially above the level reported in the laboratory or field blanks. Samples identified as BED1 were collected after the first carbon bed. Samples identified as BED2 were collected after the second carbon bed and represent the treated water. All other samples collected were prior to Chemours treatment. Samples identified with -D or -DUP are duplicate samples. Starting with the 3Q20 samples, the samples are analyzed by USEPA Method 537.1. Prior to 3Q20, the samples were analyzed by a modified method 537. QREP = Qualification Re-Evaluation Program.

**Table 2. Residential Granular Activated Carbon (GAC) Treatment System  
Results – Chemours Chambers Works, Deepwater, New Jersey**

Field Sample ID	Date	PFOA	PFOS	PFNA	Comments
BED1	6/24/2020	<0.0020	<0.0020	<0.0020	
BED1	2/11/2020	<0.0020	<0.0020	<0.0020	
BED1	11/8/2019	<0.0020	<0.0020	<0.0020	
PT	8/30/2019	0.11	0.0054	0.016	
BED1	8/30/2019	<0.0020	<0.0020	<0.0020	
BED1	5/10/2019	<0.0020	<0.0020	<0.0020	
BED1	3/15/2019	<0.0020	<0.0020	<0.0020	
BED1-DUP	3/15/2019	<0.0020	<0.0020	<0.0020	
BED1	12/3/2018	<0.0020	<0.0020	<0.0020	
BED1-DUP	12/3/2018	<0.0020	<0.0020	<0.0020	
PT	8/27/2018	0.097	0.0048	0.015	
BED1	8/27/2018	<0.0020	<0.0020	<0.0020	
BED1-DUP	8/27/2018	<0.0020	<0.0020	<0.0020	
BED1	4/18/2018	<0.0020	<0.0020	<0.0020	
BED1-DUP	4/18/2018	<0.0020	<0.0020	<0.0020	
	12/14/2017	0.087	0.0041	0.011	GAC installed 02/27/2018.
<b>Location: 270</b>					
BED1	11/1/2022	<0.0020	<0.0020	<0.0020	

Concentrations in ug/L. Concentrations are rounded by the laboratory and reported to two significant figures. For samples collected prior to 10/1/2013, results for PFOA are reported under the following protocol: ND < LOD < NQ < LOQ where ND = Not Detected, NQ = Not Quantifiable, LOD = Limit of Detection, LOQ = Limit of Quantitation; the LOD/LOQ may have varied by instrument and quarter. For samples collected after 10/1/2013, samples are reported to a reporting limit (RL) of 0.0050 ug/L for PFOA. For samples collected after 6/30/2016, each target compound RL is 0.0020 ug/L. J = Analyte present, reported value may not be accurate or precise; UJ = Not detected, reporting limit may not be accurate or precise; B = Not detected substantially above the level reported in the laboratory or field blanks. Samples identified as BED1 were collected after the first carbon bed. Samples identified as BED2 were collected after the second carbon bed and represent the treated water. All other samples collected were prior to Chemours treatment. Samples identified with -D or -DUP are duplicate samples. Starting with the 3Q20 samples, the samples are analyzed by USEPA Method 537.1. Prior to 3Q20, the samples were analyzed by a modified method 537. QREP = Qualification Re-Evaluation Program.

**Table 2. Residential Granular Activated Carbon (GAC) Treatment System  
Results – Chemours Chambers Works, Deepwater, New Jersey**

Field Sample ID	Date	PFOA	PFOS	PFNA	Comments
PT	8/11/2022	0.056	0.0049	0.0033	
BED1	8/11/2022	<0.0020	<0.0020	<0.0020	
BED1-DUP	8/11/2022	<0.0020	<0.0020	<0.0020	
BED1	5/9/2022	<0.0020	<0.0020	<0.0020	
BED1	2/8/2022	<0.0020	<0.0020	<0.0020	
BED1	11/18/2021	<0.0020	<0.0020	<0.0020	
PT	8/23/2021	0.066	0.0058	0.0033	
BED1	8/23/2021	<0.0020	<0.0020	<0.0020	
BED1	6/9/2021	<0.0020	<0.0020	<0.0020	
BED1	2/15/2021	<0.0020	<0.0020	<0.0020	
BED1	12/1/2020	<0.0020	<0.0020	<0.0020	
PT	8/25/2020	0.051	0.0047	0.0022	
BED1	8/25/2020	<0.0020	<0.0020	<0.0020	
BED1	6/12/2020	<0.0020	<0.0020	<0.0020	
BED1	2/18/2020	<0.0020	<0.0020	<0.0020	
BED1	11/15/2019	<0.0020	<0.0020	<0.0020	
BED1-DUP	11/15/2019	<0.0020	<0.0020	<0.0020	
PT	9/10/2019	0.056	0.0057	0.0028	

Concentrations in ug/L. Concentrations are rounded by the laboratory and reported to two significant figures. For samples collected prior to 10/1/2013, results for PFOA are reported under the following protocol: ND < LOD < NQ < LOQ where ND = Not Detected, NQ = Not Quantifiable, LOD = Limit of Detection, LOQ = Limit of Quantitation; the LOD/LOQ may have varied by instrument and quarter. For samples collected after 10/1/2013, samples are reported to a reporting limit (RL) of 0.0050 ug/L for PFOA. For samples collected after 6/30/2016, each target compound RL is 0.0020 ug/L. J = Analyte present, reported value may not be accurate or precise; UJ = Not detected, reporting limit may not be accurate or precise; B = Not detected substantially above the level reported in the laboratory or field blanks. Samples identified as BED1 were collected after the first carbon bed. Samples identified as BED2 were collected after the second carbon bed and represent the treated water. All other samples collected were prior to Chemours treatment. Samples identified with -D or -DUP are duplicate samples. Starting with the 3Q20 samples, the samples are analyzed by USEPA Method 537.1. Prior to 3Q20, the samples were analyzed by a modified method 537. QREP = Qualification Re-Evaluation Program.



**Table 2. Residential Granular Activated Carbon (GAC) Treatment System  
Results – Chemours Chambers Works, Deepwater, New Jersey**

Field Sample ID	Date	PFOA	PFOS	PFNA	Comments
BED1	9/10/2019	<0.0020	<0.0020	<0.0020	
BED1	5/9/2019	<0.0020	<0.0020	<0.0020	
BED1	3/12/2019	<0.0020	<0.0020	<0.0020	
BED1	11/13/2018	<0.0020	<0.0020	<0.0020	
PT	9/12/2018	0.057	0.0058	0.0027	
BED1	9/12/2018	<0.0020	<0.0020	<0.0020	
	12/15/2017	0.045	0.0047	0.0021	GAC installed 05/03/2018.
<b>Location: 271</b>					
BED1	10/21/2022	0.0023	<0.0020	<0.0020	
BED2	10/21/2022	<0.0020	<0.0020	<0.0020	
PT	8/11/2022	0.060	0.0069	0.0058	
BED1	8/11/2022	<0.0020	<0.0020	<0.0020	
BED1	5/9/2022	0.0023	<0.0020	<0.0020	
BED2	5/9/2022	<0.0020	<0.0020	<0.0020	
BED1	2/7/2022	0.0023	<0.0020	<0.0020	
BED2	2/7/2022	<0.0020 UJ	<0.0020 UJ	<0.0020 UJ	
BED1	11/12/2021	<0.0020	<0.0020	<0.0020	
BED1-DUP	11/12/2021	<0.0020	<0.0020	<0.0020	

Concentrations in ug/L. Concentrations are rounded by the laboratory and reported to two significant figures. For samples collected prior to 10/1/2013, results for PFOA are reported under the following protocol: ND < LOD < NQ < LOQ where ND = Not Detected, NQ = Not Quantifiable, LOD = Limit of Detection, LOQ = Limit of Quantitation; the LOD/LOQ may have varied by instrument and quarter. For samples collected after 10/1/2013, samples are reported to a reporting limit (RL) of 0.0050 ug/L for PFOA. For samples collected after 6/30/2016, each target compound RL is 0.0020 ug/L. J = Analyte present, reported value may not be accurate or precise; UJ = Not detected, reporting limit may not be accurate or precise; B = Not detected substantially above the level reported in the laboratory or field blanks. Samples identified as BED1 were collected after the first carbon bed. Samples identified as BED2 were collected after the second carbon bed and represent the treated water. All other samples collected were prior to Chemours treatment. Samples identified with -D or -DUP are duplicate samples. Starting with the 3Q20 samples, the samples are analyzed by USEPA Method 537.1. Prior to 3Q20, the samples were analyzed by a modified method 537. QREP = Qualification Re-Evaluation Program.

**Table 2. Residential Granular Activated Carbon (GAC) Treatment System  
Results – Chemours Chambers Works, Deepwater, New Jersey**

Field Sample ID	Date	PFOA	PFOS	PFNA	Comments
PT	8/27/2021	0.063	0.0081	0.0065	
BED1	8/27/2021	<0.0020	<0.0020	<0.0020	
BED1	5/26/2021	<0.0020	<0.0020	<0.0020	
BED1-DUP	5/26/2021	<0.0020	<0.0020	<0.0020	
BED1	2/15/2021	<0.0020	<0.0020	<0.0020	
BED1-DUP	2/15/2021	<0.0020	<0.0020	<0.0020	
BED1	10/28/2020	<0.0020	<0.0020	<0.0020	
PT	8/25/2020	0.063	0.0068	0.0056	
BED1	8/25/2020	<0.0020	<0.0020	<0.0020	
BED1	6/17/2020	<0.0020	<0.0020	<0.0020	
BED1	2/6/2020	<0.0020	<0.0020	<0.0020	
BED1	10/24/2019	<0.0020	<0.0020	<0.0020	
PT	8/2/2019	0.074	0.0067	0.0047	
BED1	8/2/2019	<0.0020	<0.0020	<0.0020	
BED1	4/18/2019	<0.0020	<0.0020	<0.0020	
BED1	1/24/2019	<0.0020	<0.0020	<0.0020	
BED1	11/2/2018	<0.0020	<0.0020	<0.0020	
PT	7/19/2018	0.065	0.0070	0.0037	

Concentrations in ug/L. Concentrations are rounded by the laboratory and reported to two significant figures. For samples collected prior to 10/1/2013, results for PFOA are reported under the following protocol: ND < LOD < NQ < LOQ where ND = Not Detected, NQ = Not Quantifiable, LOD = Limit of Detection, LOQ = Limit of Quantitation; the LOD/LOQ may have varied by instrument and quarter. For samples collected after 10/1/2013, samples are reported to a reporting limit (RL) of 0.0050 ug/L for PFOA. For samples collected after 6/30/2016, each target compound RL is 0.0020 ug/L. J = Analyte present, reported value may not be accurate or precise; UJ = Not detected, reporting limit may not be accurate or precise; B = Not detected substantially above the level reported in the laboratory or field blanks. Samples identified as BED1 were collected after the first carbon bed. Samples identified as BED2 were collected after the second carbon bed and represent the treated water. All other samples collected were prior to Chemours treatment. Samples identified with -D or -DUP are duplicate samples. Starting with the 3Q20 samples, the samples are analyzed by USEPA Method 537.1. Prior to 3Q20, the samples were analyzed by a modified method 537. QREP = Qualification Re-Evaluation Program.

**Table 2. Residential Granular Activated Carbon (GAC) Treatment System  
Results – Chemours Chambers Works, Deepwater, New Jersey**

Field Sample ID	Date	PFOA	PFOS	PFNA	Comments
BED1	7/19/2018	<0.0020	<0.0020	<0.0020	
BED1	4/26/2018	<0.0020	<0.0020	<0.0020	
	12/22/2017	0.068	0.0081	0.0042	GAC installed 03/23/2018.
<b>Location: 272</b>					
BED1	11/17/2022	<0.0020	<0.0020	<0.0020	
PT	9/12/2022	0.053	0.0031	<0.0020	
BED1	9/12/2022	<0.0020	<0.0020	<0.0020	
BED1	6/29/2022	<0.0020	<0.0020	<0.0020	
BED1-DUP	6/29/2022	<0.0020	<0.0020	<0.0020	
BED1	2/8/2022	<0.0020	<0.0020	<0.0020	
BED1	11/17/2021	<0.0020	<0.0020	<0.0020	
PT	9/3/2021	0.043	0.0040	<0.0020	
BED1	9/3/2021	<0.0020 UJ	<0.0020	<0.0020 UJ	
BED1	5/21/2021	<0.0020	<0.0020	<0.0020	
BED1-DUP	5/21/2021	<0.0020	<0.0020	<0.0020	
BED1	2/26/2021	<0.0020	<0.0020	<0.0020	
BED1	11/9/2020	<0.0020	<0.0020	<0.0020	
PT	9/9/2020	0.037	0.0026	<0.0020	

Concentrations in ug/L. Concentrations are rounded by the laboratory and reported to two significant figures. For samples collected prior to 10/1/2013, results for PFOA are reported under the following protocol: ND < LOD < NQ < LOQ where ND = Not Detected, NQ = Not Quantifiable, LOD = Limit of Detection, LOQ = Limit of Quantitation; the LOD/LOQ may have varied by instrument and quarter. For samples collected after 10/1/2013, samples are reported to a reporting limit (RL) of 0.0050 ug/L for PFOA. For samples collected after 6/30/2016, each target compound RL is 0.0020 ug/L. J = Analyte present, reported value may not be accurate or precise; UJ = Not detected, reporting limit may not be accurate or precise; B = Not detected substantially above the level reported in the laboratory or field blanks. Samples identified as BED1 were collected after the first carbon bed. Samples identified as BED2 were collected after the second carbon bed and represent the treated water. All other samples collected were prior to Chemours treatment. Samples identified with -D or -DUP are duplicate samples. Starting with the 3Q20 samples, the samples are analyzed by USEPA Method 537.1. Prior to 3Q20, the samples were analyzed by a modified method 537. QREP = Qualification Re-Evaluation Program.

**Table 2. Residential Granular Activated Carbon (GAC) Treatment System  
Results – Chemours Chambers Works, Deepwater, New Jersey**

Field Sample ID	Date	PFOA	PFOS	PFNA	Comments
BED1	9/9/2020	<0.0020	<0.0020	<0.0020	
BED1-DUP	9/9/2020	<0.0020	<0.0020	<0.0020	
BED1	6/25/2020	<0.0020	<0.0020	<0.0020	
BED1	3/6/2020	<0.0020	<0.0020	<0.0020	
BED1	12/13/2019	<0.0020	<0.0020	<0.0020	
PT	9/23/2019	0.028	0.0026	<0.0020	
BED1	9/23/2019	<0.0020	<0.0020	<0.0020	
BED1	6/25/2019	<0.0020	<0.0020	<0.0020	
BED1	2/26/2019	<0.0020	<0.0020	<0.0020	
BED1	10/26/2018	<0.0020	<0.0020	<0.0020	
PT	7/9/2018	0.029	0.0026	<0.0020	
BED1	7/9/2018	<0.0020	<0.0020	<0.0020	
	12/22/2017	0.017	0.0028	<0.0020	GAC installed 04/24/2018.
<b>Location: 274</b>					
BED1	12/27/2022	<0.0020	<0.0020	<0.0020	
BED1-DUP	12/27/2022	<0.0020	<0.0020	<0.0020	
PT	9/14/2022	0.037	0.0036	0.0022	
BED1	9/14/2022	<0.0020	<0.0020	<0.0020	

Concentrations in ug/L. Concentrations are rounded by the laboratory and reported to two significant figures. For samples collected prior to 10/1/2013, results for PFOA are reported under the following protocol: ND < LOD < NQ < LOQ where ND = Not Detected, NQ = Not Quantifiable, LOD = Limit of Detection, LOQ = Limit of Quantitation; the LOD/LOQ may have varied by instrument and quarter. For samples collected after 10/1/2013, samples are reported to a reporting limit (RL) of 0.0050 ug/L for PFOA. For samples collected after 6/30/2016, each target compound RL is 0.0020 ug/L. J = Analyte present, reported value may not be accurate or precise; UJ = Not detected, reporting limit may not be accurate or precise; B = Not detected substantially above the level reported in the laboratory or field blanks. Samples identified as BED1 were collected after the first carbon bed. Samples identified as BED2 were collected after the second carbon bed and represent the treated water. All other samples collected were prior to Chemours treatment. Samples identified with -D or -DUP are duplicate samples. Starting with the 3Q20 samples, the samples are analyzed by USEPA Method 537.1. Prior to 3Q20, the samples were analyzed by a modified method 537. QREP = Qualification Re-Evaluation Program.

**Table 2. Residential Granular Activated Carbon (GAC) Treatment System  
Results – Chemours Chambers Works, Deepwater, New Jersey**

Field Sample ID	Date	PFOA	PFOS	PFNA	Comments
BED1-DUP	9/14/2022	<0.0020	<0.0020	<0.0020	
BED1	6/8/2022	<0.0020	<0.0020	<0.0020	
BED1-DUP	6/8/2022	<0.0020	<0.0020	<0.0020	
BED1	3/3/2022	<0.0020	<0.0020	<0.0020	
BED1	12/6/2021	<0.0020	<0.0020	<0.0020	
BED1-DUP	12/6/2021	<0.0020	<0.0020	<0.0020	
PT	9/9/2021	0.047	0.0045	0.0032	
BED1	9/9/2021	<0.0020	<0.0020	<0.0020	
BED1	5/21/2021	<0.0020	<0.0020	<0.0020	
BED1	2/26/2021	<0.0020	<0.0020	<0.0020	
BED1	12/8/2020	<0.0020	<0.0020	<0.0020	
PT	9/22/2020	0.019	0.0024	<0.0020	
BED1	9/22/2020	<0.0020	<0.0020	<0.0020	
BED1	6/2/2020	<0.0020	<0.0020	<0.0020	
PT	9/13/2019	0.045	0.012	0.0026	
BED1	9/13/2019	<0.0020	<0.0020	<0.0020	
BED1	4/30/2019	<0.0020	<0.0020	<0.0020	
BED1	3/1/2019	<0.0020	<0.0020	<0.0020	

Concentrations in ug/L. Concentrations are rounded by the laboratory and reported to two significant figures. For samples collected prior to 10/1/2013, results for PFOA are reported under the following protocol: ND < LOD < NQ < LOQ where ND = Not Detected, NQ = Not Quantifiable, LOD = Limit of Detection, LOQ = Limit of Quantitation; the LOD/LOQ may have varied by instrument and quarter. For samples collected after 10/1/2013, samples are reported to a reporting limit (RL) of 0.0050 ug/L for PFOA. For samples collected after 6/30/2016, each target compound RL is 0.0020 ug/L. J = Analyte present, reported value may not be accurate or precise; UJ = Not detected, reporting limit may not be accurate or precise; B = Not detected substantially above the level reported in the laboratory or field blanks. Samples identified as BED1 were collected after the first carbon bed. Samples identified as BED2 were collected after the second carbon bed and represent the treated water. All other samples collected were prior to Chemours treatment. Samples identified with -D or -DUP are duplicate samples. Starting with the 3Q20 samples, the samples are analyzed by USEPA Method 537.1. Prior to 3Q20, the samples were analyzed by a modified method 537. QREP = Qualification Re-Evaluation Program.

**Table 2. Residential Granular Activated Carbon (GAC) Treatment System  
Results – Chemours Chambers Works, Deepwater, New Jersey**

Field Sample ID	Date	PFOA	PFOS	PFNA	Comments
PT	9/25/2018	0.032	0.0040	<0.0020	
BED1	9/25/2018	<0.0020	<0.0020	<0.0020	
BED1	6/1/2018	<0.0020	<0.0020	<0.0020	
	12/28/2017	0.03	0.004	<0.0020	GAC installed 03/28/2018.
<b>Location: 278</b>					
BED1	12/7/2022	<0.0020	<0.0020	<0.0020	
PT	9/28/2022	0.071	0.0020	<0.0020	
BED1	9/28/2022	<0.0020	<0.0020	<0.0020	
BED1	6/22/2022	<0.0020	<0.0020	<0.0020	
BED1-DUP	6/22/2022	<0.0020	<0.0020	<0.0020	
BED1	3/16/2022	<0.0020	<0.0020	<0.0020	
BED1-DUP	3/16/2022	<0.0020	<0.0020	<0.0020	
BED1	12/1/2021	<0.0020	<0.0020	<0.0020	
BED1-DUP	12/1/2021	<0.0020	<0.0020	<0.0020	
PT	9/22/2021	0.064	<0.0020	<0.0020	
BED1	9/22/2021	<0.0020	<0.0020	<0.0020	
BED1-DUP	9/22/2021	<0.0020	<0.0020	<0.0020	
BED1	6/23/2021	<0.0020	<0.0020	<0.0020	

Concentrations in ug/L. Concentrations are rounded by the laboratory and reported to two significant figures. For samples collected prior to 10/1/2013, results for PFOA are reported under the following protocol: ND < LOD < NQ < LOQ where ND = Not Detected, NQ = Not Quantifiable, LOD = Limit of Detection, LOQ = Limit of Quantitation; the LOD/LOQ may have varied by instrument and quarter. For samples collected after 10/1/2013, samples are reported to a reporting limit (RL) of 0.0050 ug/L for PFOA. For samples collected after 6/30/2016, each target compound RL is 0.0020 ug/L. J = Analyte present, reported value may not be accurate or precise; UJ = Not detected, reporting limit may not be accurate or precise; B = Not detected substantially above the level reported in the laboratory or field blanks. Samples identified as BED1 were collected after the first carbon bed. Samples identified as BED2 were collected after the second carbon bed and represent the treated water. All other samples collected were prior to Chemours treatment. Samples identified with -D or -DUP are duplicate samples. Starting with the 3Q20 samples, the samples are analyzed by USEPA Method 537.1. Prior to 3Q20, the samples were analyzed by a modified method 537. QREP = Qualification Re-Evaluation Program.

**Table 2. Residential Granular Activated Carbon (GAC) Treatment System  
Results – Chemours Chambers Works, Deepwater, New Jersey**

Field Sample ID	Date	PFOA	PFOS	PFNA	Comments
BED1-DUP	6/23/2021	<0.0020	<0.0020	<0.0020	
BED1	3/5/2021	<0.0020	<0.0020	<0.0020	
BED1-DUP	3/5/2021	<0.0020	<0.0020	<0.0020	
BED1	12/15/2020	<0.0020	<0.0020	<0.0020	
PT	8/3/2020	0.1	<0.002	<0.002	
BED1	8/3/2020	<0.002	<0.002	<0.002	
BED1-DUP	8/3/2020	<0.002	<0.002	<0.002	
BED1	3/13/2020	<0.0020	<0.0020	<0.0020	
BED1	11/19/2019	<0.0020	<0.0020	<0.0020	
PT	9/4/2019	0.076	0.002	<0.0020	
BED1	9/4/2019	<0.0020	<0.0020	<0.0020	
BED1	6/4/2019	<0.0020	<0.0020	<0.0020	
BED1	3/29/2019	<0.0020	<0.0020	<0.0020	
BED1	11/28/2018	<0.0020	<0.0020	<0.0020	
PT	8/3/2018	0.081	<0.0020	<0.0020	
BED1	8/3/2018	<0.0020	<0.0020	<0.0020	
	1/3/2018	0.037	<0.0020	<0.0020	GAC installed 05/30/2018.
-DUP	1/3/2018	0.037	<0.0020	<0.0020	GAC installed 05/30/2018.

Concentrations in ug/L. Concentrations are rounded by the laboratory and reported to two significant figures. For samples collected prior to 10/1/2013, results for PFOA are reported under the following protocol: ND < LOD < NQ < LOQ where ND = Not Detected, NQ = Not Quantifiable, LOD = Limit of Detection, LOQ = Limit of Quantitation; the LOD/LOQ may have varied by instrument and quarter. For samples collected after 10/1/2013, samples are reported to a reporting limit (RL) of 0.0050 ug/L for PFOA. For samples collected after 6/30/2016, each target compound RL is 0.0020 ug/L. J = Analyte present, reported value may not be accurate or precise; UJ = Not detected, reporting limit may not be accurate or precise; B = Not detected substantially above the level reported in the laboratory or field blanks. Samples identified as BED1 were collected after the first carbon bed. Samples identified as BED2 were collected after the second carbon bed and represent the treated water. All other samples collected were prior to Chemours treatment. Samples identified with -D or -DUP are duplicate samples. Starting with the 3Q20 samples, the samples are analyzed by USEPA Method 537.1. Prior to 3Q20, the samples were analyzed by a modified method 537. QREP = Qualification Re-Evaluation Program.

**Table 2. Residential Granular Activated Carbon (GAC) Treatment System  
Results – Chemours Chambers Works, Deepwater, New Jersey**

Field Sample ID	Date	PFOA	PFOS	PFNA	Comments
<b>Location: 279</b>					
BED1	10/18/2022	<0.0020	<0.0020	<0.0020	
PT	7/25/2022	0.0099	<0.0020	<0.0020	
BED1	7/25/2022	<0.0020	<0.0020	<0.0020	
POST	3/14/2022	0.0088	<0.0020	<0.0020	GAC installed 04/26/2022.
PRE	3/14/2022	0.052	0.0021 J	0.0077	GAC installed 04/26/2022.
	7/22/2019	0.0077	<0.0020	<0.0020	
	1/8/2018	<0.0020	<0.0020	<0.0020	
<b>Location: 280</b>					
BED1	10/21/2022	<0.0020	<0.0020	<0.0020	
BED1-DUP	10/21/2022	<0.0020	<0.0020	<0.0020	
PT	8/16/2022	0.060	0.0090	0.0063	
BED1	8/16/2022	<0.0020	<0.0020	<0.0020	
BED1-DUP	8/16/2022	<0.0020	<0.0020	<0.0020	
BED1	4/27/2022	<0.0020	<0.0020	<0.0020	
BED1	1/26/2022	<0.0020	<0.0020	<0.0020	
BED1	10/26/2021	<0.0020	<0.0020	<0.0020	
PT	8/2/2021	0.064	0.012	0.0076	

Concentrations in ug/L. Concentrations are rounded by the laboratory and reported to two significant figures. For samples collected prior to 10/1/2013, results for PFOA are reported under the following protocol: ND < LOD < NQ < LOQ where ND = Not Detected, NQ = Not Quantifiable, LOD = Limit of Detection, LOQ = Limit of Quantitation; the LOD/LOQ may have varied by instrument and quarter. For samples collected after 10/1/2013, samples are reported to a reporting limit (RL) of 0.0050 ug/L for PFOA. For samples collected after 6/30/2016, each target compound RL is 0.0020 ug/L. J = Analyte present, reported value may not be accurate or precise; UJ = Not detected, reporting limit may not be accurate or precise; B = Not detected substantially above the level reported in the laboratory or field blanks. Samples identified as BED1 were collected after the first carbon bed. Samples identified as BED2 were collected after the second carbon bed and represent the treated water. All other samples collected were prior to Chemours treatment. Samples identified with -D or -DUP are duplicate samples. Starting with the 3Q20 samples, the samples are analyzed by USEPA Method 537.1. Prior to 3Q20, the samples were analyzed by a modified method 537. QREP = Qualification Re-Evaluation Program.



**Table 2. Residential Granular Activated Carbon (GAC) Treatment System  
Results – Chemours Chambers Works, Deepwater, New Jersey**

Field Sample ID	Date	PFOA	PFOS	PFNA	Comments
BED1	8/2/2021	<0.0020	<0.0020	<0.0020	
BED1	4/30/2021	<0.0020	<0.0020	<0.0020	
BED1-DUP	4/30/2021	<0.0020	<0.0020	<0.0020	
BED1	2/10/2021	<0.0020	<0.0020	<0.0020	
BED1-DUP	2/10/2021	<0.0020	<0.0020	<0.0020	
BED1	10/29/2020	<0.0020	<0.0020	<0.0020	
PT	9/1/2020	0.054	0.010	0.0054	
BED1	9/1/2020	<0.0020	<0.0020	<0.0020	
BED1	6/17/2020	<0.0020	<0.0020	<0.0020	
BED1	2/7/2020	<0.0020	<0.0020	<0.0020	
PT	9/13/2019	0.067	0.0097	0.0051	
BED1	9/13/2019	<0.0020	<0.0020	<0.0020	
BED1	5/24/2019	<0.0020	<0.0020	<0.0020	
BED1-DUP	5/24/2019	<0.0020	<0.0020	<0.0020	
BED1	3/8/2019	<0.0020	<0.0020	<0.0020	
BED1	10/26/2018	<0.0020	<0.0020	<0.0020	
PT	7/16/2018	0.060	0.011	0.0046	
BED1	7/16/2018	<0.0020	<0.0020	<0.0020	

Concentrations in ug/L. Concentrations are rounded by the laboratory and reported to two significant figures. For samples collected prior to 10/1/2013, results for PFOA are reported under the following protocol: ND < LOD < NQ < LOQ where ND = Not Detected, NQ = Not Quantifiable, LOD = Limit of Detection, LOQ = Limit of Quantitation; the LOD/LOQ may have varied by instrument and quarter. For samples collected after 10/1/2013, samples are reported to a reporting limit (RL) of 0.0050 ug/L for PFOA. For samples collected after 6/30/2016, each target compound RL is 0.0020 ug/L. J = Analyte present, reported value may not be accurate or precise; UJ = Not detected, reporting limit may not be accurate or precise; B = Not detected substantially above the level reported in the laboratory or field blanks. Samples identified as BED1 were collected after the first carbon bed. Samples identified as BED2 were collected after the second carbon bed and represent the treated water. All other samples collected were prior to Chemours treatment. Samples identified with -D or -DUP are duplicate samples. Starting with the 3Q20 samples, the samples are analyzed by USEPA Method 537.1. Prior to 3Q20, the samples were analyzed by a modified method 537. QREP = Qualification Re-Evaluation Program.

**Table 2. Residential Granular Activated Carbon (GAC) Treatment System  
Results – Chemours Chambers Works, Deepwater, New Jersey**

Field Sample ID	Date	PFOA	PFOS	PFNA	Comments
BED1-DUP	7/16/2018	<0.0020	<0.0020	<0.0020	
	1/8/2018	0.049	0.0091	0.004	GAC installed 04/17/2018.
<b>Location: 281</b>					
BED1	11/15/2022	<0.0020	<0.0020	<0.0020	
PT	9/7/2022	0.082	<0.0020	<0.0020	
BED1	9/7/2022	<0.0020	<0.0020	<0.0020	
BED1	5/31/2022	<0.0020	<0.0020	<0.0020	
BED1	3/9/2022	<0.0020	<0.0020	<0.0020	
BED1-DUP	3/9/2022	<0.0020	<0.0020	<0.0020	
BED1	12/1/2021	<0.0020	<0.0020	<0.0020	
BED1	6/30/2021	<0.0020	<0.0020	<0.0020	
BED1-DUP	6/30/2021	<0.0020	<0.0020	<0.0020	
BED1	2/17/2021	<0.0020	<0.0020	<0.0020	
PT	9/8/2020	0.080	<0.0020	<0.0020	
BED1	9/8/2020	<0.0020	<0.0020	<0.0020	
BED1	6/23/2020	<0.0020	<0.0020	<0.0020	
BED1	2/18/2020	<0.0020	<0.0020	<0.0020	
PT	9/19/2019	0.075	<0.0020	<0.0020	

Concentrations in ug/L. Concentrations are rounded by the laboratory and reported to two significant figures. For samples collected prior to 10/1/2013, results for PFOA are reported under the following protocol: ND < LOD < NQ < LOQ where ND = Not Detected, NQ = Not Quantifiable, LOD = Limit of Detection, LOQ = Limit of Quantitation; the LOD/LOQ may have varied by instrument and quarter. For samples collected after 10/1/2013, samples are reported to a reporting limit (RL) of 0.0050 ug/L for PFOA. For samples collected after 6/30/2016, each target compound RL is 0.0020 ug/L. J = Analyte present, reported value may not be accurate or precise; UJ = Not detected, reporting limit may not be accurate or precise; B = Not detected substantially above the level reported in the laboratory or field blanks. Samples identified as BED1 were collected after the first carbon bed. Samples identified as BED2 were collected after the second carbon bed and represent the treated water. All other samples collected were prior to Chemours treatment. Samples identified with -D or -DUP are duplicate samples. Starting with the 3Q20 samples, the samples are analyzed by USEPA Method 537.1. Prior to 3Q20, the samples were analyzed by a modified method 537. QREP = Qualification Re-Evaluation Program.

**Table 2. Residential Granular Activated Carbon (GAC) Treatment System  
Results – Chemours Chambers Works, Deepwater, New Jersey**

Field Sample ID	Date	PFOA	PFOS	PFNA	Comments
BED1	9/19/2019	<0.0020	<0.0020	<0.0020	
	1/9/2018	0.07	<0.0020	<0.0020	GAC installed 05/14/2019.
<b>Location: 284</b>					
BED1	11/9/2022	<0.0020	<0.0020	<0.0020	
PT	8/31/2022	0.065	0.0052	0.0025	
BED1	8/31/2022	<0.0020	<0.0020	<0.0020	
BED1	5/23/2022	<0.0020	<0.0020	<0.0020	
BED1	2/16/2022	<0.0020	<0.0020	<0.0020	
BED1	11/16/2021	<0.0020	<0.0020	<0.0020	
PT	9/8/2021	0.065	0.0052	0.0037	
BED1	9/8/2021	<0.0020	<0.0020	<0.0020	
BED1	6/3/2021	<0.0020	<0.0020	<0.0020	
BED1	2/16/2021	<0.0020	<0.0020	<0.0020	
BED1	12/3/2020	<0.0020	<0.0020	<0.0020	
PT	9/16/2020	0.067	0.0065	0.0038	
BED1	9/16/2020	<0.0020	<0.0020	<0.0020	
BED1	6/24/2020	<0.0020	<0.0020	<0.0020	
BED1	3/4/2020	<0.0020	<0.0020	<0.0020	

Concentrations in ug/L. Concentrations are rounded by the laboratory and reported to two significant figures. For samples collected prior to 10/1/2013, results for PFOA are reported under the following protocol: ND < LOD < NQ < LOQ where ND = Not Detected, NQ = Not Quantifiable, LOD = Limit of Detection, LOQ = Limit of Quantitation; the LOD/LOQ may have varied by instrument and quarter. For samples collected after 10/1/2013, samples are reported to a reporting limit (RL) of 0.0050 ug/L for PFOA. For samples collected after 6/30/2016, each target compound RL is 0.0020 ug/L. J = Analyte present, reported value may not be accurate or precise; UJ = Not detected, reporting limit may not be accurate or precise; B = Not detected substantially above the level reported in the laboratory or field blanks. Samples identified as BED1 were collected after the first carbon bed. Samples identified as BED2 were collected after the second carbon bed and represent the treated water. All other samples collected were prior to Chemours treatment. Samples identified with -D or -DUP are duplicate samples. Starting with the 3Q20 samples, the samples are analyzed by USEPA Method 537.1. Prior to 3Q20, the samples were analyzed by a modified method 537. QREP = Qualification Re-Evaluation Program.

**Table 2. Residential Granular Activated Carbon (GAC) Treatment System  
Results – Chemours Chambers Works, Deepwater, New Jersey**

Field Sample ID	Date	PFOA	PFOS	PFNA	Comments
BED1	12/12/2019	<0.0020	<0.0020	<0.0020	
PT	9/30/2019	0.064	0.0034	0.0035	
BED1	9/30/2019	<0.0020	<0.0020	<0.0020	
BED1	5/1/2019	<0.0020	<0.0020	<0.0020	
BED1	3/8/2019	<0.0020	<0.0020	<0.0020	
BED1	11/5/2018	<0.0020	<0.0020	<0.0020	
PT	8/1/2018	0.074	0.0048 B	0.0032	
BED1	8/1/2018	<0.0020	<0.0020	<0.0020	
BED1	4/20/2018	<0.0020	<0.0020	<0.0020	
	2/9/2018	0.19 J	0.0054	0.0027	GAC installed 03/23/2018.
<b>Location: 285</b>					
BED1	10/6/2022	<0.0020	<0.0020	<0.0020	
PT	7/11/2022	0.046	0.0034	0.0025	
BED1	7/11/2022	<0.0020	<0.0020	<0.0020	
BED1	4/7/2022	<0.0020	<0.0020	<0.0020	
BED1	1/6/2022	<0.0020	<0.0020	<0.0020	
BED1	10/8/2021	<0.0020	<0.0020	<0.0020	
PT	7/14/2021	0.053	0.0041	0.0035	

Concentrations in ug/L. Concentrations are rounded by the laboratory and reported to two significant figures. For samples collected prior to 10/1/2013, results for PFOA are reported under the following protocol: ND < LOD < NQ < LOQ where ND = Not Detected, NQ = Not Quantifiable, LOD = Limit of Detection, LOQ = Limit of Quantitation; the LOD/LOQ may have varied by instrument and quarter. For samples collected after 10/1/2013, samples are reported to a reporting limit (RL) of 0.0050 ug/L for PFOA. For samples collected after 6/30/2016, each target compound RL is 0.0020 ug/L. J = Analyte present, reported value may not be accurate or precise; UJ = Not detected, reporting limit may not be accurate or precise; B = Not detected substantially above the level reported in the laboratory or field blanks. Samples identified as BED1 were collected after the first carbon bed. Samples identified as BED2 were collected after the second carbon bed and represent the treated water. All other samples collected were prior to Chemours treatment. Samples identified with -D or -DUP are duplicate samples. Starting with the 3Q20 samples, the samples are analyzed by USEPA Method 537.1. Prior to 3Q20, the samples were analyzed by a modified method 537. QREP = Qualification Re-Evaluation Program.

**Table 2. Residential Granular Activated Carbon (GAC) Treatment System  
Results – Chemours Chambers Works, Deepwater, New Jersey**

Field Sample ID	Date	PFOA	PFOS	PFNA	Comments
BED1	7/14/2021	<0.0020	<0.0020	<0.0020	
BED1	4/13/2021	<0.0020	<0.0020	<0.0020	
BED1-DUP	4/13/2021	<0.0020	<0.0020	<0.0020	
BED1	11/2/2020	<0.0020	<0.0020	<0.0020	
PT	8/31/2020	0.048	0.0037	0.0034	
BED1	8/31/2020	<0.0020	<0.0020	<0.0020	
BED1-DUP	8/31/2020	<0.0020	<0.0020	<0.0020	
BED1	6/18/2020	<0.0020	<0.0020	<0.0020	
BED1	3/5/2020	<0.0020	<0.0020	<0.0020	
BED1	11/8/2019	<0.0020	<0.0020	<0.0020	
PT	8/27/2019	0.038	0.0026	0.0021	
BED1	8/27/2019	<0.0020	<0.0020	<0.0020	
BED1	5/9/2019	<0.0020	<0.0020	<0.0020	
BED1	3/11/2019	<0.0020	0.0044	<0.0020	
BED1	11/14/2018	<0.0020	<0.0020	<0.0020	
PT	8/23/2018	0.037	0.0034	0.0027	
BED1	8/23/2018	<0.0020	<0.0020	<0.0020	
-DUP	2/16/2018	0.031	0.003	<0.0020	GAC installed 04/18/2018.

Concentrations in ug/L. Concentrations are rounded by the laboratory and reported to two significant figures. For samples collected prior to 10/1/2013, results for PFOA are reported under the following protocol: ND < LOD < NQ < LOQ where ND = Not Detected, NQ = Not Quantifiable, LOD = Limit of Detection, LOQ = Limit of Quantitation; the LOD/LOQ may have varied by instrument and quarter. For samples collected after 10/1/2013, samples are reported to a reporting limit (RL) of 0.0050 ug/L for PFOA. For samples collected after 6/30/2016, each target compound RL is 0.0020 ug/L. J = Analyte present, reported value may not be accurate or precise; UJ = Not detected, reporting limit may not be accurate or precise; B = Not detected substantially above the level reported in the laboratory or field blanks. Samples identified as BED1 were collected after the first carbon bed. Samples identified as BED2 were collected after the second carbon bed and represent the treated water. All other samples collected were prior to Chemours treatment. Samples identified with -D or -DUP are duplicate samples. Starting with the 3Q20 samples, the samples are analyzed by USEPA Method 537.1. Prior to 3Q20, the samples were analyzed by a modified method 537. QREP = Qualification Re-Evaluation Program.

**Table 2. Residential Granular Activated Carbon (GAC) Treatment System  
Results – Chemours Chambers Works, Deepwater, New Jersey**

Field Sample ID	Date	PFOA	PFOS	PFNA	Comments
	2/16/2018	0.03	0.003	<0.0020	GAC installed 04/18/2018.
<b>Location: 286</b>					
BED1	12/19/2022	<0.0020	<0.0020	<0.0020	
BED1-DUP	12/19/2022	<0.0020	<0.0020	<0.0020	
PT	7/25/2022	0.077	0.0037	0.012	
BED1	7/25/2022	<0.0020	<0.0020	<0.0020	
BED1	3/23/2022	<0.0020	<0.0020	<0.0020	
BED1	12/7/2021	<0.0020	<0.0020	<0.0020	
BED1-DUP	12/7/2021	<0.0020	<0.0020	<0.0020	
PT	9/1/2021	0.092	0.0051 J	0.015	
BED1	9/1/2021	<0.0020	<0.0020	<0.0020	
BED1-DUP	9/1/2021	<0.0020	<0.0020	<0.0020	
BED1	6/28/2021	<0.0020	<0.0020	<0.0020	
BED1	10/5/2020	<0.0020	<0.0020	<0.0020	
BED1	6/30/2020	<0.0020	<0.0020	<0.0020	
PT	9/20/2019	0.072	0.0037	0.011	
BED1	9/20/2019	<0.0020	<0.0020	<0.0020	
BED1-DUP	9/20/2019	<0.0020	<0.0020	<0.0020	

Concentrations in ug/L. Concentrations are rounded by the laboratory and reported to two significant figures. For samples collected prior to 10/1/2013, results for PFOA are reported under the following protocol: ND < LOD < NQ < LOQ where ND = Not Detected, NQ = Not Quantifiable, LOD = Limit of Detection, LOQ = Limit of Quantitation; the LOD/LOQ may have varied by instrument and quarter. For samples collected after 10/1/2013, samples are reported to a reporting limit (RL) of 0.0050 ug/L for PFOA. For samples collected after 6/30/2016, each target compound RL is 0.0020 ug/L. J = Analyte present, reported value may not be accurate or precise; UJ = Not detected, reporting limit may not be accurate or precise; B = Not detected substantially above the level reported in the laboratory or field blanks. Samples identified as BED1 were collected after the first carbon bed. Samples identified as BED2 were collected after the second carbon bed and represent the treated water. All other samples collected were prior to Chemours treatment. Samples identified with -D or -DUP are duplicate samples. Starting with the 3Q20 samples, the samples are analyzed by USEPA Method 537.1. Prior to 3Q20, the samples were analyzed by a modified method 537. QREP = Qualification Re-Evaluation Program.

**Table 2. Residential Granular Activated Carbon (GAC) Treatment System  
Results – Chemours Chambers Works, Deepwater, New Jersey**

Field Sample ID	Date	PFOA	PFOS	PFNA	Comments
BED1	3/29/2019	<0.0020	<0.0020	<0.0020	
PT	12/14/2018	0.078	0.0041	0.0096	
BED1	12/14/2018	<0.0020	<0.0020	<0.0020	
	2/16/2018	0.074	0.0038	0.0086	GAC installed 06/15/2018.
<b>Location: 288</b>					
BED1	10/25/2022	<0.0020	<0.0020	<0.0020	
PT	8/2/2022	0.037 J	0.014 J	0.0089 J	
BED1	8/2/2022	<0.0020 UJ	<0.0020 UJ	<0.0020 UJ	
BED1	4/21/2022	<0.0020	<0.0020	<0.0020	
BED1	1/24/2022	<0.0020	<0.0020	<0.0020	
BED1	10/18/2021	<0.0020	<0.0020	<0.0020	
PT	8/2/2021	0.047	0.018	0.0091	
BED1	8/2/2021	<0.0020	<0.0020	<0.0020	
BED1	4/22/2021	<0.0020	<0.0020	<0.0020	
BED1-DUP	4/22/2021	<0.0020	<0.0020	<0.0020	
BED1	1/22/2021	<0.0020	<0.0020	<0.0020	
BED1	10/15/2020	<0.0020	<0.0020	<0.0020	
PT	8/12/2020	0.044	0.016	0.010	

Concentrations in ug/L. Concentrations are rounded by the laboratory and reported to two significant figures. For samples collected prior to 10/1/2013, results for PFOA are reported under the following protocol: ND < LOD < NQ < LOQ where ND = Not Detected, NQ = Not Quantifiable, LOD = Limit of Detection, LOQ = Limit of Quantitation; the LOD/LOQ may have varied by instrument and quarter. For samples collected after 10/1/2013, samples are reported to a reporting limit (RL) of 0.0050 ug/L for PFOA. For samples collected after 6/30/2016, each target compound RL is 0.0020 ug/L. J = Analyte present, reported value may not be accurate or precise; UJ = Not detected, reporting limit may not be accurate or precise; B = Not detected substantially above the level reported in the laboratory or field blanks. Samples identified as BED1 were collected after the first carbon bed. Samples identified as BED2 were collected after the second carbon bed and represent the treated water. All other samples collected were prior to Chemours treatment. Samples identified with -D or -DUP are duplicate samples. Starting with the 3Q20 samples, the samples are analyzed by USEPA Method 537.1. Prior to 3Q20, the samples were analyzed by a modified method 537. QREP = Qualification Re-Evaluation Program.

**Table 2. Residential Granular Activated Carbon (GAC) Treatment System  
Results – Chemours Chambers Works, Deepwater, New Jersey**

<b>Field Sample ID</b>	<b>Date</b>	<b>PFOA</b>	<b>PFOS</b>	<b>PFNA</b>	<b>Comments</b>
BED1	8/12/2020	<0.0020	<0.0020	<0.0020	
BED1	6/10/2020	<0.0020	<0.0020	<0.0020	
BED1-DUP	6/10/2020	<0.0020	<0.0020	<0.0020	
BED1	1/29/2020	<0.0020	<0.0020	<0.0020	
BED1	10/16/2019	<0.0020	<0.0020	<0.0020	
PT	7/26/2019	0.061	0.024	0.0096	
BED1	7/26/2019	<0.0020	<0.0020	<0.0020	
BED1	4/17/2019	<0.0020	<0.0020	<0.0020	
BED1	2/5/2019	<0.0020	<0.0020	<0.0020	
BED1	11/8/2018	<0.0020	<0.0020	<0.0020	
PT	8/2/2018	0.046	0.013	0.0077	
BED1	8/2/2018	<0.0020	<0.0020	<0.0020	
	3/9/2018	0.068	0.02	0.013	GAC installed 04/18/2018.
<b>Location: 289</b>					
BED1	10/3/2022	<0.0020	<0.0020	<0.0020	
PT	7/6/2022	<0.0020	<0.0020	<0.0020	
BED1	7/6/2022	<0.0020	<0.0020	<0.0020	
BED1	4/5/2022	<0.0020	<0.0020	<0.0020	

Concentrations in ug/L. Concentrations are rounded by the laboratory and reported to two significant figures. For samples collected prior to 10/1/2013, results for PFOA are reported under the following protocol: ND < LOD < NQ < LOQ where ND = Not Detected, NQ = Not Quantifiable, LOD = Limit of Detection, LOQ = Limit of Quantitation; the LOD/LOQ may have varied by instrument and quarter. For samples collected after 10/1/2013, samples are reported to a reporting limit (RL) of 0.0050 ug/L for PFOA. For samples collected after 6/30/2016, each target compound RL is 0.0020 ug/L. J = Analyte present, reported value may not be accurate or precise; UJ = Not detected, reporting limit may not be accurate or precise; B = Not detected substantially above the level reported in the laboratory or field blanks. Samples identified as BED1 were collected after the first carbon bed. Samples identified as BED2 were collected after the second carbon bed and represent the treated water. All other samples collected were prior to Chemours treatment. Samples identified with -D or -DUP are duplicate samples. Starting with the 3Q20 samples, the samples are analyzed by USEPA Method 537.1. Prior to 3Q20, the samples were analyzed by a modified method 537. QREP = Qualification Re-Evaluation Program.



**Table 2. Residential Granular Activated Carbon (GAC) Treatment System  
Results – Chemours Chambers Works, Deepwater, New Jersey**

<b>Field Sample ID</b>	<b>Date</b>	<b>PFOA</b>	<b>PFOS</b>	<b>PFNA</b>	<b>Comments</b>
BED1	1/5/2022	<0.0020	<0.0020	<0.0020	
BED1	10/12/2021	<0.0020	<0.0020	<0.0020	
BED1-DUP	10/12/2021	<0.0020	<0.0020	<0.0020	
PT	7/21/2021	<0.0020	<0.0020	<0.0020	
BED1	7/21/2021	<0.0020	<0.0020	<0.0020	
BED1-DUP	7/21/2021	<0.0020	<0.0020	<0.0020	
BED1	4/28/2021	<0.0020	<0.0020	<0.0020	
BED1-DUP	4/28/2021	<0.0020	<0.0020	<0.0020	
BED1	2/5/2021	<0.0020	<0.0020	<0.0020	
BED1-DUP	2/5/2021	<0.0020	<0.0020	<0.0020	
BED1	10/22/2020	<0.0020	<0.0020	<0.0020	
PT	8/25/2020	<0.0020	<0.0020	<0.0020	
BED1	8/25/2020	<0.0020	<0.0020	<0.0020	
BED1-DUP	8/25/2020	<0.0020	<0.0020	<0.0020	
BED1	6/11/2020	<0.0020	<0.0020	<0.0020	
BED1	3/3/2020	<0.0020	<0.0020	<0.0020	
BED1	10/23/2019	<0.0020	<0.0020	<0.0020	
PT	8/2/2019	<0.0020	<0.0020	<0.0020	

Concentrations in ug/L. Concentrations are rounded by the laboratory and reported to two significant figures. For samples collected prior to 10/1/2013, results for PFOA are reported under the following protocol: ND < LOD < NQ < LOQ where ND = Not Detected, NQ = Not Quantifiable, LOD = Limit of Detection, LOQ = Limit of Quantitation; the LOD/LOQ may have varied by instrument and quarter. For samples collected after 10/1/2013, samples are reported to a reporting limit (RL) of 0.0050 ug/L for PFOA. For samples collected after 6/30/2016, each target compound RL is 0.0020 ug/L. J = Analyte present, reported value may not be accurate or precise; UJ = Not detected, reporting limit may not be accurate or precise; B = Not detected substantially above the level reported in the laboratory or field blanks. Samples identified as BED1 were collected after the first carbon bed. Samples identified as BED2 were collected after the second carbon bed and represent the treated water. All other samples collected were prior to Chemours treatment. Samples identified with -D or -DUP are duplicate samples. Starting with the 3Q20 samples, the samples are analyzed by USEPA Method 537.1. Prior to 3Q20, the samples were analyzed by a modified method 537. QREP = Qualification Re-Evaluation Program.

**Table 2. Residential Granular Activated Carbon (GAC) Treatment System  
Results – Chemours Chambers Works, Deepwater, New Jersey**

Field Sample ID	Date	PFOA	PFOS	PFNA	Comments
BED1	8/2/2019	<0.0020	<0.0020	<0.0020	
BED1	4/26/2019	<0.0020	<0.0020	<0.0020	
BED1-DUP	4/26/2019	<0.0020	<0.0020	<0.0020	
BED1	2/21/2019	<0.0020	<0.0020	<0.0020	
BED1	11/27/2018	<0.0020	<0.0020	<0.0020	
PT	9/28/2018	0.0050	0.010	0.0042	
BED1	9/28/2018	<0.0020	<0.0020	<0.0020	
	3/9/2018	0.02	0.023	0.014	GAC installed 06/22/2018.
<b>Location: 290</b>					
BED1	11/14/2022	0.0035	<0.0020	<0.0020	
BED2	11/14/2022	<0.0020	<0.0020	<0.0020	
PT	9/6/2022	0.054	0.0053	0.0069	
BED1	9/6/2022	0.0066	<0.0020	<0.0020	
BED2	9/6/2022	<0.0020	<0.0020	<0.0020	
BED1	6/1/2022	0.0064	<0.0020	<0.0020	
BED2	6/1/2022	<0.0020	<0.0020	<0.0020	
BED1	2/23/2022	0.0025	<0.0020	<0.0020	
BED2	2/23/2022	<0.0020	<0.0020	<0.0020	

Concentrations in ug/L. Concentrations are rounded by the laboratory and reported to two significant figures. For samples collected prior to 10/1/2013, results for PFOA are reported under the following protocol: ND < LOD < NQ < LOQ where ND = Not Detected, NQ = Not Quantifiable, LOD = Limit of Detection, LOQ = Limit of Quantitation; the LOD/LOQ may have varied by instrument and quarter. For samples collected after 10/1/2013, samples are reported to a reporting limit (RL) of 0.0050 ug/L for PFOA. For samples collected after 6/30/2016, each target compound RL is 0.0020 ug/L. J = Analyte present, reported value may not be accurate or precise; UJ = Not detected, reporting limit may not be accurate or precise; B = Not detected substantially above the level reported in the laboratory or field blanks. Samples identified as BED1 were collected after the first carbon bed. Samples identified as BED2 were collected after the second carbon bed and represent the treated water. All other samples collected were prior to Chemours treatment. Samples identified with -D or -DUP are duplicate samples. Starting with the 3Q20 samples, the samples are analyzed by USEPA Method 537.1. Prior to 3Q20, the samples were analyzed by a modified method 537. QREP = Qualification Re-Evaluation Program.

**Table 2. Residential Granular Activated Carbon (GAC) Treatment System  
Results – Chemours Chambers Works, Deepwater, New Jersey**

Field Sample ID	Date	PFOA	PFOS	PFNA	Comments
BED1	3/2/2021	0.0027	<0.0020	<0.0020	
BED2	3/2/2021	<0.0020	<0.0020	<0.0020	
BED1	10/21/2020	0.0032	<0.0020	<0.0020	
PT	8/17/2020	0.054	0.0057	0.0051	
BED1	8/17/2020	0.0047	<0.0020	<0.0020	
BED1	6/26/2020	0.0036	<0.0020	<0.0020	
PT	9/13/2019	0.061	0.0071	0.0053	
BED1	9/13/2019	<0.0020	<0.0020	<0.0020	
BED1	6/28/2019	<0.0020	<0.0020	<0.0020	
BED1	3/28/2019	<0.0020	<0.0020	<0.0020	
PT	12/13/2018	0.050	0.0068	0.0034	
BED1	12/13/2018	<0.0020	<0.0020	<0.0020	
	3/9/2018	0.045	0.0068	0.0034	GAC installed 09/18/2018.
-DUP	3/9/2018	0.047	0.0066	0.0034	GAC installed 09/18/2018.
<b>Location: 295</b>					
BED1	10/25/2022	<0.0020	<0.0020	<0.0020	
PT	8/4/2022	0.040	0.0029	<0.0020	
BED1	8/4/2022	<0.0020	<0.0020	<0.0020	

Concentrations in ug/L. Concentrations are rounded by the laboratory and reported to two significant figures. For samples collected prior to 10/1/2013, results for PFOA are reported under the following protocol: ND < LOD < NQ < LOQ where ND = Not Detected, NQ = Not Quantifiable, LOD = Limit of Detection, LOQ = Limit of Quantitation; the LOD/LOQ may have varied by instrument and quarter. For samples collected after 10/1/2013, samples are reported to a reporting limit (RL) of 0.0050 ug/L for PFOA. For samples collected after 6/30/2016, each target compound RL is 0.0020 ug/L. J = Analyte present, reported value may not be accurate or precise; UJ = Not detected, reporting limit may not be accurate or precise; B = Not detected substantially above the level reported in the laboratory or field blanks. Samples identified as BED1 were collected after the first carbon bed. Samples identified as BED2 were collected after the second carbon bed and represent the treated water. All other samples collected were prior to Chemours treatment. Samples identified with -D or -DUP are duplicate samples. Starting with the 3Q20 samples, the samples are analyzed by USEPA Method 537.1. Prior to 3Q20, the samples were analyzed by a modified method 537. QREP = Qualification Re-Evaluation Program.

**Table 2. Residential Granular Activated Carbon (GAC) Treatment System  
Results – Chemours Chambers Works, Deepwater, New Jersey**

Field Sample ID	Date	PFOA	PFOS	PFNA	Comments
BED1	4/19/2022	<0.0020	<0.0020	<0.0020	
BED1	1/24/2022	<0.0020	<0.0020	<0.0020	
BED1	10/25/2021	<0.0020	<0.0020	<0.0020	
PT	8/3/2021	0.037	0.0031	<0.0020	
BED1	8/3/2021	<0.0020	<0.0020	<0.0020	
BED1-DUP	8/3/2021	<0.0020	<0.0020	<0.0020	
BED1	4/28/2021	<0.0020	<0.0020	<0.0020	
BED1	2/3/2021	<0.0020	<0.0020	<0.0020	
PT	9/14/2020	0.031	0.0029 J	<0.0020	
BED1	9/14/2020	<0.0020	<0.0020	<0.0020	
BED1	6/24/2020	<0.0020	<0.0020	<0.0020	
BED1	12/19/2019	<0.0020	<0.0020	<0.0020	
PT	9/13/2019	0.028	0.0027	<0.0020	
BED1	9/13/2019	<0.0020	<0.0020	<0.0020	
BED1	5/17/2019	<0.0020	<0.0020	<0.0020	
BED1-DUP	5/17/2019	<0.0020	<0.0020	<0.0020	
BED1	3/22/2019	<0.0020	<0.0020	<0.0020	
BED1	12/14/2018	<0.0020	<0.0020	<0.0020	

Concentrations in ug/L. Concentrations are rounded by the laboratory and reported to two significant figures. For samples collected prior to 10/1/2013, results for PFOA are reported under the following protocol: ND < LOD < NQ < LOQ where ND = Not Detected, NQ = Not Quantifiable, LOD = Limit of Detection, LOQ = Limit of Quantitation; the LOD/LOQ may have varied by instrument and quarter. For samples collected after 10/1/2013, samples are reported to a reporting limit (RL) of 0.0050 ug/L for PFOA. For samples collected after 6/30/2016, each target compound RL is 0.0020 ug/L. J = Analyte present, reported value may not be accurate or precise; UJ = Not detected, reporting limit may not be accurate or precise; B = Not detected substantially above the level reported in the laboratory or field blanks. Samples identified as BED1 were collected after the first carbon bed. Samples identified as BED2 were collected after the second carbon bed and represent the treated water. All other samples collected were prior to Chemours treatment. Samples identified with -D or -DUP are duplicate samples. Starting with the 3Q20 samples, the samples are analyzed by USEPA Method 537.1. Prior to 3Q20, the samples were analyzed by a modified method 537. QREP = Qualification Re-Evaluation Program.

**Table 2. Residential Granular Activated Carbon (GAC) Treatment System  
Results – Chemours Chambers Works, Deepwater, New Jersey**

Field Sample ID	Date	PFOA	PFOS	PFNA	Comments
PT	9/28/2018	0.021	0.0026	<0.0020	
BED1	9/28/2018	<0.0020	<0.0020	<0.0020	
	3/26/2018	0.024	0.0029	<0.0020	GAC installed 06/15/2018.
<b>Location: 297</b>					
BED1	10/11/2022	<0.0020	<0.0020	<0.0020	
PT	7/19/2022	0.029	<0.0020	0.0065	
BED1	7/19/2022	<0.0020	<0.0020	<0.0020	
BED1	4/18/2022	<0.0020	<0.0020	<0.0020	
BED1	1/26/2022	<0.0020	<0.0020	<0.0020	
BED1	11/1/2021	<0.0020	<0.0020	<0.0020	
PT	8/19/2021	0.0040	<0.0020	<0.0020	
BED1	8/19/2021	<0.0020	<0.0020	<0.0020	
BED1	4/13/2021	<0.0020	<0.0020	<0.0020	
BED1	1/21/2021	<0.0020	<0.0020	<0.0020	
BED1-DUP	1/21/2021	<0.0020	<0.0020	<0.0020	
BED1	10/13/2020	<0.0020	<0.0020	<0.0020	
PT	8/10/2020	0.0038	<0.0020	<0.0020	
PT	8/10/2020	0.0031	<0.0020	<0.0020	Split sampling for method comparison.

Concentrations in ug/L. Concentrations are rounded by the laboratory and reported to two significant figures. For samples collected prior to 10/1/2013, results for PFOA are reported under the following protocol: ND < LOD < NQ < LOQ where ND = Not Detected, NQ = Not Quantifiable, LOD = Limit of Detection, LOQ = Limit of Quantitation; the LOD/LOQ may have varied by instrument and quarter. For samples collected after 10/1/2013, samples are reported to a reporting limit (RL) of 0.0050 ug/L for PFOA. For samples collected after 6/30/2016, each target compound RL is 0.0020 ug/L. J = Analyte present, reported value may not be accurate or precise; UJ = Not detected, reporting limit may not be accurate or precise; B = Not detected substantially above the level reported in the laboratory or field blanks. Samples identified as BED1 were collected after the first carbon bed. Samples identified as BED2 were collected after the second carbon bed and represent the treated water. All other samples collected were prior to Chemours treatment. Samples identified with -D or -DUP are duplicate samples. Starting with the 3Q20 samples, the samples are analyzed by USEPA Method 537.1. Prior to 3Q20, the samples were analyzed by a modified method 537. QREP = Qualification Re-Evaluation Program.

**Table 2. Residential Granular Activated Carbon (GAC) Treatment System  
Results – Chemours Chambers Works, Deepwater, New Jersey**

Field Sample ID	Date	PFOA	PFOS	PFNA	Comments
BED1	8/10/2020	<0.0020	<0.0020	<0.0020	Split sampling for method comparison.
BED1	8/10/2020	<0.0020	<0.0020	<0.0020	
BED1-DUP	8/10/2020	<0.0020	<0.0020	<0.0020	
BED1	6/8/2020	<0.0020	<0.0020	<0.0020	
BED1	1/27/2020	<0.0020	<0.0020	<0.0020	
BED1	10/11/2019	<0.0020	<0.0020	<0.0020	
PT	7/22/2019	0.0038	<0.0020	<0.0020	
BED1	7/22/2019	<0.0020	<0.0020	<0.0020	
BED1	4/16/2019	<0.0020	<0.0020	<0.0020	
BED1	1/30/2019	<0.0020	<0.0020	<0.0020	
BED1	11/7/2018	<0.0020	<0.0020	<0.0020	
PT	8/3/2018	0.0049	<0.0020	<0.0020	
BED1	8/3/2018	<0.0020	<0.0020	<0.0020	
	4/19/2018	0.039	0.0042	0.0077	NJDEP sampled, added their data to EIM, exceeds criteria, GAC installed by Chemours 05/23/2018.
<b>Location: 301</b>					
BED1	10/31/2022	<0.0020	<0.0020	<0.0020	
PT	8/18/2022	0.052	0.0041	0.0043	
BED1	8/18/2022	<0.0020	<0.0020	<0.0020	

Concentrations in ug/L. Concentrations are rounded by the laboratory and reported to two significant figures. For samples collected prior to 10/1/2013, results for PFOA are reported under the following protocol: ND < LOD < NQ < LOQ where ND = Not Detected, NQ = Not Quantifiable, LOD = Limit of Detection, LOQ = Limit of Quantitation; the LOD/LOQ may have varied by instrument and quarter. For samples collected after 10/1/2013, samples are reported to a reporting limit (RL) of 0.0050 ug/L for PFOA. For samples collected after 6/30/2016, each target compound RL is 0.0020 ug/L. J = Analyte present, reported value may not be accurate or precise; UJ = Not detected, reporting limit may not be accurate or precise; B = Not detected substantially above the level reported in the laboratory or field blanks. Samples identified as BED1 were collected after the first carbon bed. Samples identified as BED2 were collected after the second carbon bed and represent the treated water. All other samples collected were prior to Chemours treatment. Samples identified with -D or -DUP are duplicate samples. Starting with the 3Q20 samples, the samples are analyzed by USEPA Method 537.1. Prior to 3Q20, the samples were analyzed by a modified method 537. QREP = Qualification Re-Evaluation Program.

**Table 2. Residential Granular Activated Carbon (GAC) Treatment System  
Results – Chemours Chambers Works, Deepwater, New Jersey**

Field Sample ID	Date	PFOA	PFOS	PFNA	Comments
BED1	5/23/2022	<0.0020	<0.0020	<0.0020	
BED1	2/22/2022	<0.0020	<0.0020	<0.0020	
BED1	11/29/2021	<0.0020	<0.0020	<0.0020	
PT	8/30/2021	0.059	0.0049 J	0.0035	
BED1	8/30/2021	<0.0020	<0.0020	<0.0020	
BED1	6/15/2021	<0.0020	<0.0020	<0.0020	
BED1	1/20/2021	<0.0020	<0.0020	<0.0020	
BED1	10/7/2020	<0.0020	<0.0020	<0.0020	
PT	7/23/2020	0.044	0.0037	0.0050	
BED1	7/23/2020	<0.0020	<0.0020	<0.0020	
BED1	6/2/2020	<0.0020	<0.0020	<0.0020	
BED1	1/16/2020	<0.0020	<0.0020	<0.0020	
BED1	10/1/2019	<0.0020	<0.0020	<0.0020	
PT	7/8/2019	0.046	0.0032	0.0029	
BED1	7/8/2019	<0.0020	<0.0020	<0.0020	
BED1	4/3/2019	<0.0020	<0.0020	<0.0020	
BED1	1/9/2019	<0.0020	<0.0020	<0.0020	
	4/23/2018	0.051	<0.0020	0.0038	GAC installed 10/17/2018.

Concentrations in ug/L. Concentrations are rounded by the laboratory and reported to two significant figures. For samples collected prior to 10/1/2013, results for PFOA are reported under the following protocol: ND < LOD < NQ < LOQ where ND = Not Detected, NQ = Not Quantifiable, LOD = Limit of Detection, LOQ = Limit of Quantitation; the LOD/LOQ may have varied by instrument and quarter. For samples collected after 10/1/2013, samples are reported to a reporting limit (RL) of 0.0050 ug/L for PFOA. For samples collected after 6/30/2016, each target compound RL is 0.0020 ug/L. J = Analyte present, reported value may not be accurate or precise; UJ = Not detected, reporting limit may not be accurate or precise; B = Not detected substantially above the level reported in the laboratory or field blanks. Samples identified as BED1 were collected after the first carbon bed. Samples identified as BED2 were collected after the second carbon bed and represent the treated water. All other samples collected were prior to Chemours treatment. Samples identified with -D or -DUP are duplicate samples. Starting with the 3Q20 samples, the samples are analyzed by USEPA Method 537.1. Prior to 3Q20, the samples were analyzed by a modified method 537. QREP = Qualification Re-Evaluation Program.

**Table 2. Residential Granular Activated Carbon (GAC) Treatment System  
Results – Chemours Chambers Works, Deepwater, New Jersey**

Field Sample ID	Date	PFOA	PFOS	PFNA	Comments
<b>Location: 303</b>					
BED1	11/14/2022	0.0050	<0.0020	<0.0020	
BED2	11/14/2022	<0.0020	<0.0020	<0.0020	
PT	8/30/2022	0.023	<0.0020	0.0068	
BED1	8/30/2022	<0.0020	<0.0020	<0.0020	
BED1	5/26/2022	<0.0020	<0.0020	<0.0020	
BED1	3/3/2022	<0.0020	<0.0020	<0.0020	
BED1	12/1/2021	<0.0020	<0.0020	<0.0020	
PT	8/19/2021	0.027	<0.0020	0.0042	
BED1	8/19/2021	<0.0020	<0.0020	<0.0020	
BED1	5/14/2021	<0.0020	<0.0020	<0.0020	
BED1	2/5/2021	<0.0020	<0.0020	<0.0020	
BED1	10/27/2020	<0.0020	<0.0020	<0.0020	
PT	8/26/2020	0.027	0.0023	0.0042	
BED1	8/26/2020	<0.0020	<0.0020	<0.0020	
BED1	6/16/2020	0.0034	<0.0020	<0.0020	
BED1	2/10/2020	<0.0020	<0.0020	<0.0020	
BED1	11/8/2019	<0.0020	<0.0020	<0.0020	

Concentrations in ug/L. Concentrations are rounded by the laboratory and reported to two significant figures. For samples collected prior to 10/1/2013, results for PFOA are reported under the following protocol: ND < LOD < NQ < LOQ where ND = Not Detected, NQ = Not Quantifiable, LOD = Limit of Detection, LOQ = Limit of Quantitation; the LOD/LOQ may have varied by instrument and quarter. For samples collected after 10/1/2013, samples are reported to a reporting limit (RL) of 0.0050 ug/L for PFOA. For samples collected after 6/30/2016, each target compound RL is 0.0020 ug/L. J = Analyte present, reported value may not be accurate or precise; UJ = Not detected, reporting limit may not be accurate or precise; B = Not detected substantially above the level reported in the laboratory or field blanks. Samples identified as BED1 were collected after the first carbon bed. Samples identified as BED2 were collected after the second carbon bed and represent the treated water. All other samples collected were prior to Chemours treatment. Samples identified with -D or -DUP are duplicate samples. Starting with the 3Q20 samples, the samples are analyzed by USEPA Method 537.1. Prior to 3Q20, the samples were analyzed by a modified method 537. QREP = Qualification Re-Evaluation Program.



**Table 2. Residential Granular Activated Carbon (GAC) Treatment System  
Results – Chemours Chambers Works, Deepwater, New Jersey**

Field Sample ID	Date	PFOA	PFOS	PFNA	Comments
PT	8/26/2019	0.024	<0.0020	0.0036	
BED1	8/26/2019	<0.0020	<0.0020	<0.0020	
BED1	4/17/2019	<0.0020	<0.0020	<0.0020	
PT	2/4/2019	0.018	<0.0020	0.0036	
BED1	2/4/2019	<0.0020	<0.0020	<0.0020	
BED1	11/7/2018	<0.0020	<0.0020	<0.0020	
	4/25/2018	0.024	0.0035	0.0049	GAC installed 09/05/2018.
<b>Location: 309</b>					
BED1	11/22/2022	<0.0020	<0.0020	<0.0020	
PT	9/13/2022	0.068	0.0038	0.013	
BED1	9/13/2022	<0.0020	<0.0020	<0.0020	
BED1	5/25/2022	<0.0020	<0.0020	<0.0020	
BED1	2/23/2022	<0.0020	<0.0020	<0.0020	
BED1	11/30/2021	<0.0020	<0.0020	<0.0020	
PT	9/7/2021	0.066	0.0022	0.0066	
BED1	9/7/2021	<0.0020	<0.0020	<0.0020	
BED1	6/21/2021	<0.0020	<0.0020	<0.0020	
BED1	2/25/2021	<0.0020	<0.0020	<0.0020	

Concentrations in ug/L. Concentrations are rounded by the laboratory and reported to two significant figures. For samples collected prior to 10/1/2013, results for PFOA are reported under the following protocol: ND < LOD < NQ < LOQ where ND = Not Detected, NQ = Not Quantifiable, LOD = Limit of Detection, LOQ = Limit of Quantitation; the LOD/LOQ may have varied by instrument and quarter. For samples collected after 10/1/2013, samples are reported to a reporting limit (RL) of 0.0050 ug/L for PFOA. For samples collected after 6/30/2016, each target compound RL is 0.0020 ug/L. J = Analyte present, reported value may not be accurate or precise; UJ = Not detected, reporting limit may not be accurate or precise; B = Not detected substantially above the level reported in the laboratory or field blanks. Samples identified as BED1 were collected after the first carbon bed. Samples identified as BED2 were collected after the second carbon bed and represent the treated water. All other samples collected were prior to Chemours treatment. Samples identified with -D or -DUP are duplicate samples. Starting with the 3Q20 samples, the samples are analyzed by USEPA Method 537.1. Prior to 3Q20, the samples were analyzed by a modified method 537. QREP = Qualification Re-Evaluation Program.

**Table 2. Residential Granular Activated Carbon (GAC) Treatment System  
Results – Chemours Chambers Works, Deepwater, New Jersey**

Field Sample ID	Date	PFOA	PFOS	PFNA	Comments
BED1	10/8/2020	<0.0020	<0.0020	<0.0020	
PT	7/28/2020	0.069	0.0020	0.0071	
BED1	7/28/2020	<0.0020	<0.0020	<0.0020	
BED1	6/5/2020	<0.0020	<0.0020	<0.0020	
BED1	1/31/2020	<0.0020	<0.0020	<0.0020	
BED1	10/15/2019	<0.0020	<0.0020	<0.0020	
PT	7/19/2019	0.057	<0.0020	0.0032	
BED1	7/19/2019	<0.0020	<0.0020	<0.0020	
BED1	4/8/2019	<0.0020	<0.0020	<0.0020	
PT	1/23/2019	0.066	<0.0020	0.0030	
BED1	1/23/2019	<0.0020	<0.0020	<0.0020	
BED1	10/30/2018	<0.0020	<0.0020	<0.0020	
	5/4/2018	0.069	<0.0020	0.0031	GAC installed 09/27/2018.
<b>Location: 310</b>					
BED1	10/28/2022	<0.0020	<0.0020	<0.0020	
PT	8/17/2022	0.059	0.022	0.011	
BED1	8/17/2022	<0.0020	<0.0020	<0.0020	
BED1	5/18/2022	<0.0020	<0.0020	<0.0020	

Concentrations in ug/L. Concentrations are rounded by the laboratory and reported to two significant figures. For samples collected prior to 10/1/2013, results for PFOA are reported under the following protocol: ND < LOD < NQ < LOQ where ND = Not Detected, NQ = Not Quantifiable, LOD = Limit of Detection, LOQ = Limit of Quantitation; the LOD/LOQ may have varied by instrument and quarter. For samples collected after 10/1/2013, samples are reported to a reporting limit (RL) of 0.0050 ug/L for PFOA. For samples collected after 6/30/2016, each target compound RL is 0.0020 ug/L. J = Analyte present, reported value may not be accurate or precise; UJ = Not detected, reporting limit may not be accurate or precise; B = Not detected substantially above the level reported in the laboratory or field blanks. Samples identified as BED1 were collected after the first carbon bed. Samples identified as BED2 were collected after the second carbon bed and represent the treated water. All other samples collected were prior to Chemours treatment. Samples identified with -D or -DUP are duplicate samples. Starting with the 3Q20 samples, the samples are analyzed by USEPA Method 537.1. Prior to 3Q20, the samples were analyzed by a modified method 537. QREP = Qualification Re-Evaluation Program.

**Table 2. Residential Granular Activated Carbon (GAC) Treatment System  
Results – Chemours Chambers Works, Deepwater, New Jersey**

Field Sample ID	Date	PFOA	PFOS	PFNA	Comments
BED1	2/7/2022	<0.0020	<0.0020	<0.0020	
PT	10/21/2021	0.045	0.014	0.0085	
BED1	10/21/2021	<0.0020	<0.0020	<0.0020	
BED1	5/14/2021	<0.0020	<0.0020	<0.0020	
BED1	2/16/2021	<0.0020	<0.0020	<0.0020	
BED1	12/10/2020	<0.0020	<0.0020	<0.0020	
PT	9/14/2020	0.024	0.0071 J	0.0042	
BED1	9/14/2020	<0.0020	<0.0020	<0.0020	
BED1-DUP	9/14/2020	<0.0020	<0.0020	<0.0020	
BED1	6/29/2020	<0.0020	<0.0020	<0.0020	
BED1	3/4/2020	<0.0020	<0.0020	<0.0020	
BED1	5/24/2019	<0.0020	<0.0020	<0.0020	
PT	3/28/2019	0.027	0.0089	0.0044	
BED1	3/28/2019	<0.0020	0.0026	<0.0020	
	5/4/2018	0.039	0.01	0.0062	GAC installed 09/04/2018.
<b>Location: 320</b>					
BED1	10/5/2022	<0.0020	<0.0020	<0.0020	
PT	7/11/2022	0.056	0.0031	0.0031	

Concentrations in ug/L. Concentrations are rounded by the laboratory and reported to two significant figures. For samples collected prior to 10/1/2013, results for PFOA are reported under the following protocol: ND < LOD < NQ < LOQ where ND = Not Detected, NQ = Not Quantifiable, LOD = Limit of Detection, LOQ = Limit of Quantitation; the LOD/LOQ may have varied by instrument and quarter. For samples collected after 10/1/2013, samples are reported to a reporting limit (RL) of 0.0050 ug/L for PFOA. For samples collected after 6/30/2016, each target compound RL is 0.0020 ug/L. J = Analyte present, reported value may not be accurate or precise; UJ = Not detected, reporting limit may not be accurate or precise; B = Not detected substantially above the level reported in the laboratory or field blanks. Samples identified as BED1 were collected after the first carbon bed. Samples identified as BED2 were collected after the second carbon bed and represent the treated water. All other samples collected were prior to Chemours treatment. Samples identified with -D or -DUP are duplicate samples. Starting with the 3Q20 samples, the samples are analyzed by USEPA Method 537.1. Prior to 3Q20, the samples were analyzed by a modified method 537. QREP = Qualification Re-Evaluation Program.

**Table 2. Residential Granular Activated Carbon (GAC) Treatment System  
Results – Chemours Chambers Works, Deepwater, New Jersey**

Field Sample ID	Date	PFOA	PFOS	PFNA	Comments
BED1	7/11/2022	<0.0020	<0.0020	<0.0020	
BED1	4/12/2022	<0.0020	<0.0020	<0.0020	
BED1-DUP	4/12/2022	<0.0020	<0.0020	<0.0020	
BED1	1/19/2022	<0.0020	<0.0020	<0.0020	
BED1-DUP	1/19/2022	<0.0020	<0.0020	<0.0020	
BED1	10/8/2021	<0.0020	<0.0020	<0.0020	
PT	7/14/2021	0.068	0.0040	0.0049	
BED1	7/14/2021	<0.0020	<0.0020	<0.0020	
BED1	4/1/2021	<0.0020	<0.0020	<0.0020	
BED1	1/11/2021	<0.0020	<0.0020	<0.0020	
BED1	10/1/2020	<0.0020	<0.0020	<0.0020	
PT	7/23/2020	0.057	0.0024	0.0026	
BED1	7/23/2020	<0.0020	<0.0020	<0.0020	
BED1	6/2/2020	<0.0020	<0.0020	<0.0020	
BED1	1/16/2020	<0.0020	<0.0020	<0.0020	
BED1	10/2/2019	<0.0020	<0.0020	<0.0020	
PT	7/1/2019	0.062	0.0037	0.0040	
BED1	7/1/2019	<0.0020	<0.0020	<0.0020	

Concentrations in ug/L. Concentrations are rounded by the laboratory and reported to two significant figures. For samples collected prior to 10/1/2013, results for PFOA are reported under the following protocol: ND < LOD < NQ < LOQ where ND = Not Detected, NQ = Not Quantifiable, LOD = Limit of Detection, LOQ = Limit of Quantitation; the LOD/LOQ may have varied by instrument and quarter. For samples collected after 10/1/2013, samples are reported to a reporting limit (RL) of 0.0050 ug/L for PFOA. For samples collected after 6/30/2016, each target compound RL is 0.0020 ug/L. J = Analyte present, reported value may not be accurate or precise; UJ = Not detected, reporting limit may not be accurate or precise; B = Not detected substantially above the level reported in the laboratory or field blanks. Samples identified as BED1 were collected after the first carbon bed. Samples identified as BED2 were collected after the second carbon bed and represent the treated water. All other samples collected were prior to Chemours treatment. Samples identified with -D or -DUP are duplicate samples. Starting with the 3Q20 samples, the samples are analyzed by USEPA Method 537.1. Prior to 3Q20, the samples were analyzed by a modified method 537. QREP = Qualification Re-Evaluation Program.

**Table 2. Residential Granular Activated Carbon (GAC) Treatment System  
Results – Chemours Chambers Works, Deepwater, New Jersey**

Field Sample ID	Date	PFOA	PFOS	PFNA	Comments
BED1	4/2/2019	<0.0020	<0.0020	<0.0020	
BED1	1/7/2019	<0.0020	<0.0020	<0.0020	
	8/20/2018	0.075	0.003	0.0024	GAC installed 10/16/2018.
<b>Location: 324</b>					
BED1	10/10/2022	<0.0020	<0.0020	<0.0020	
PT	7/14/2022	0.078	0.0046	<0.0020	
BED1	7/14/2022	<0.0020	<0.0020	<0.0020	
BED1	4/5/2022	<0.0020	<0.0020	<0.0020	
BED1	1/5/2022	<0.0020	<0.0020	<0.0020	
BED1	10/7/2021	<0.0020	<0.0020	<0.0020	
PT	7/13/2021	0.061	0.0031	<0.0020	
BED1	7/13/2021	<0.0020	<0.0020	<0.0020	
BED1	4/1/2021	<0.0020	<0.0020	<0.0020	
BED1	1/11/2021	<0.0020	<0.0020	<0.0020	
BED1	10/5/2020	<0.0020	<0.0020	<0.0020	
PT	7/28/2020	0.090	0.0026	<0.0020	
BED1	7/28/2020	<0.0020	<0.0020	<0.0020	
BED1-DUP	7/28/2020	<0.0020	<0.0020	<0.0020	

Concentrations in ug/L. Concentrations are rounded by the laboratory and reported to two significant figures. For samples collected prior to 10/1/2013, results for PFOA are reported under the following protocol: ND < LOD < NQ < LOQ where ND = Not Detected, NQ = Not Quantifiable, LOD = Limit of Detection, LOQ = Limit of Quantitation; the LOD/LOQ may have varied by instrument and quarter. For samples collected after 10/1/2013, samples are reported to a reporting limit (RL) of 0.0050 ug/L for PFOA. For samples collected after 6/30/2016, each target compound RL is 0.0020 ug/L. J = Analyte present, reported value may not be accurate or precise; UJ = Not detected, reporting limit may not be accurate or precise; B = Not detected substantially above the level reported in the laboratory or field blanks. Samples identified as BED1 were collected after the first carbon bed. Samples identified as BED2 were collected after the second carbon bed and represent the treated water. All other samples collected were prior to Chemours treatment. Samples identified with -D or -DUP are duplicate samples. Starting with the 3Q20 samples, the samples are analyzed by USEPA Method 537.1. Prior to 3Q20, the samples were analyzed by a modified method 537. QREP = Qualification Re-Evaluation Program.

**Table 2. Residential Granular Activated Carbon (GAC) Treatment System  
Results – Chemours Chambers Works, Deepwater, New Jersey**

Field Sample ID	Date	PFOA	PFOS	PFNA	Comments
BED1	6/2/2020	<0.0020	<0.0020	<0.0020	
BED1	1/17/2020	<0.0020	<0.0020	<0.0020	
BED1	10/1/2019	<0.0020	<0.0020	<0.0020	
PT	7/8/2019	0.083	<0.0020	<0.0020	
BED1	7/8/2019	<0.0020	<0.0020	<0.0020	
BED1	4/5/2019	<0.0020	<0.0020	<0.0020	
BED1	1/9/2019	<0.0020	<0.0020	<0.0020	
	9/12/2018	0.081	<0.0020	<0.0020	GAC installed 11/06/2018.
<b>Location: 327</b>					
BED1	11/17/2022	<0.0020	<0.0020	<0.0020	
PT	7/21/2022	0.012	0.0022	<0.0020	
BED1	7/21/2022	<0.0020	<0.0020	<0.0020	
BED1	5/10/2022	<0.0020	<0.0020	<0.0020	
BED1	3/1/2022	<0.0020	<0.0020	<0.0020	
BED1	12/9/2021	<0.0020	<0.0020	<0.0020	
PT	9/15/2021	0.012	0.0036	<0.0020	
BED1	9/15/2021	<0.0020	<0.0020	<0.0020	
BED1	5/27/2021	<0.0020	<0.0020	<0.0020	

Concentrations in ug/L. Concentrations are rounded by the laboratory and reported to two significant figures. For samples collected prior to 10/1/2013, results for PFOA are reported under the following protocol: ND < LOD < NQ < LOQ where ND = Not Detected, NQ = Not Quantifiable, LOD = Limit of Detection, LOQ = Limit of Quantitation; the LOD/LOQ may have varied by instrument and quarter. For samples collected after 10/1/2013, samples are reported to a reporting limit (RL) of 0.0050 ug/L for PFOA. For samples collected after 6/30/2016, each target compound RL is 0.0020 ug/L. J = Analyte present, reported value may not be accurate or precise; UJ = Not detected, reporting limit may not be accurate or precise; B = Not detected substantially above the level reported in the laboratory or field blanks. Samples identified as BED1 were collected after the first carbon bed. Samples identified as BED2 were collected after the second carbon bed and represent the treated water. All other samples collected were prior to Chemours treatment. Samples identified with -D or -DUP are duplicate samples. Starting with the 3Q20 samples, the samples are analyzed by USEPA Method 537.1. Prior to 3Q20, the samples were analyzed by a modified method 537. QREP = Qualification Re-Evaluation Program.

**Table 2. Residential Granular Activated Carbon (GAC) Treatment System  
Results – Chemours Chambers Works, Deepwater, New Jersey**

Field Sample ID	Date	PFOA	PFOS	PFNA	Comments
BED1	3/11/2021	<0.0020	<0.0020	<0.0020	
BED1	11/2/2020	<0.0020	<0.0020	<0.0020	
PT	8/31/2020	0.0061	<0.0020	<0.0020	
BED1	8/31/2020	<0.0020	<0.0020	<0.0020	
BED1	6/30/2020	<0.0020	<0.0020	<0.0020	
BED1	2/19/2020	<0.0020	<0.0020	<0.0020	
BED1	11/13/2019	<0.0020	<0.0020	<0.0020	
PT	9/10/2019	0.010	0.0020	<0.0020	
BED1	9/10/2019	<0.0020	<0.0020	<0.0020	
BED1	5/15/2019	<0.0020	<0.0020	<0.0020	
BED1	1/7/2019	<0.0020	<0.0020	<0.0020	
	9/26/2018	0.015	<0.0020	<0.0020	GAC installed 12/18/2018.
<b>Location: 328</b>					
BED1	11/21/2022	<0.0020	<0.0020	<0.0020	
PT	7/7/2022	0.031	<0.0020	0.0061	
BED1	7/7/2022	<0.0020	<0.0020	<0.0020	
BED1	4/14/2022	<0.0020	<0.0020	<0.0020	
BED1	1/26/2022	<0.0020	<0.0020	<0.0020	

Concentrations in ug/L. Concentrations are rounded by the laboratory and reported to two significant figures. For samples collected prior to 10/1/2013, results for PFOA are reported under the following protocol: ND < LOD < NQ < LOQ where ND = Not Detected, NQ = Not Quantifiable, LOD = Limit of Detection, LOQ = Limit of Quantitation; the LOD/LOQ may have varied by instrument and quarter. For samples collected after 10/1/2013, samples are reported to a reporting limit (RL) of 0.0050 ug/L for PFOA. For samples collected after 6/30/2016, each target compound RL is 0.0020 ug/L. J = Analyte present, reported value may not be accurate or precise; UJ = Not detected, reporting limit may not be accurate or precise; B = Not detected substantially above the level reported in the laboratory or field blanks. Samples identified as BED1 were collected after the first carbon bed. Samples identified as BED2 were collected after the second carbon bed and represent the treated water. All other samples collected were prior to Chemours treatment. Samples identified with -D or -DUP are duplicate samples. Starting with the 3Q20 samples, the samples are analyzed by USEPA Method 537.1. Prior to 3Q20, the samples were analyzed by a modified method 537. QREP = Qualification Re-Evaluation Program.

**Table 2. Residential Granular Activated Carbon (GAC) Treatment System  
Results – Chemours Chambers Works, Deepwater, New Jersey**

Field Sample ID	Date	PFOA	PFOS	PFNA	Comments
BED1	11/1/2021	<0.0020	<0.0020	<0.0020	
PT	8/18/2021	0.043	0.0020	0.0094	
BED1	8/18/2021	<0.0020	<0.0020	<0.0020	
BED1	6/4/2021	<0.0020	<0.0020	<0.0020	
BED1	3/17/2021	<0.0020	<0.0020	<0.0020	
BED1	10/19/2020	<0.0020	<0.0020	<0.0020	
PT	8/3/2020	0.026	<0.002	0.0046	
BED1	8/3/2020	<0.002	<0.002	<0.002	
BED1	6/3/2020	<0.0020	<0.0020	<0.0020	
BED1	1/23/2020	<0.0020	<0.0020	<0.0020	
BED1	10/4/2019	<0.0020	<0.0020	<0.0020	
-DUP	10/3/2018	0.046	<0.0020	0.0047	GAC installed 08/08/2019.
	10/3/2018	0.045	<0.0020	0.0049	GAC installed 08/08/2019.
<b>Location: 330</b>					
PT	10/24/2022	0.31	0.018 J	0.054	
BED1	10/24/2022	<0.0020	<0.0020	<0.0020	
BED1	6/9/2022	0.0035	<0.0020	<0.0020	
BED2	6/9/2022	<0.0020	<0.0020	<0.0020	

Concentrations in ug/L. Concentrations are rounded by the laboratory and reported to two significant figures. For samples collected prior to 10/1/2013, results for PFOA are reported under the following protocol: ND < LOD < NQ < LOQ where ND = Not Detected, NQ = Not Quantifiable, LOD = Limit of Detection, LOQ = Limit of Quantitation; the LOD/LOQ may have varied by instrument and quarter. For samples collected after 10/1/2013, samples are reported to a reporting limit (RL) of 0.0050 ug/L for PFOA. For samples collected after 6/30/2016, each target compound RL is 0.0020 ug/L. J = Analyte present, reported value may not be accurate or precise; UJ = Not detected, reporting limit may not be accurate or precise; B = Not detected substantially above the level reported in the laboratory or field blanks. Samples identified as BED1 were collected after the first carbon bed. Samples identified as BED2 were collected after the second carbon bed and represent the treated water. All other samples collected were prior to Chemours treatment. Samples identified with -D or -DUP are duplicate samples. Starting with the 3Q20 samples, the samples are analyzed by USEPA Method 537.1. Prior to 3Q20, the samples were analyzed by a modified method 537. QREP = Qualification Re-Evaluation Program.



**Table 2. Residential Granular Activated Carbon (GAC) Treatment System  
Results – Chemours Chambers Works, Deepwater, New Jersey**

Field Sample ID	Date	PFOA	PFOS	PFNA	Comments
BED1	3/14/2022	<0.0020	<0.0020	<0.0020	
BED1	12/6/2021	<0.0020	<0.0020 UJ	<0.0020	
PT	8/4/2021	0.46	0.027	0.083	
BED1	8/4/2021	<0.0020	<0.0020	<0.0020	
BED1-DUP	8/4/2021	<0.0020	<0.0020	<0.0020	
BED1	5/12/2021	<0.0020	<0.0020 UJ	<0.0020	
PT	9/6/2019	0.50 J	0.024 J	0.091 J	
BED1	9/6/2019	0.0030	<0.0020	<0.0020	
BED1	6/25/2019	0.015	<0.0020	<0.0020	
BED2	6/25/2019	<0.0020	<0.0020	<0.0020	
	10/11/2018	0.41	0.021	0.078	GAC installed 12/12/2018.
<b>Location: 337</b>					
BED1	11/29/2022	<0.0020	<0.0020	<0.0020	
PT	9/20/2022	0.033	0.013	0.013	
BED1	9/20/2022	<0.0020	<0.0020	<0.0020	
BED1	5/11/2022	<0.0020	<0.0020	<0.0020	
BED1	2/9/2022	<0.0020	<0.0020	<0.0020	
BED1	11/9/2021	<0.0020	<0.0020	<0.0020	

Concentrations in ug/L. Concentrations are rounded by the laboratory and reported to two significant figures. For samples collected prior to 10/1/2013, results for PFOA are reported under the following protocol: ND < LOD < NQ < LOQ where ND = Not Detected, NQ = Not Quantifiable, LOD = Limit of Detection, LOQ = Limit of Quantitation; the LOD/LOQ may have varied by instrument and quarter. For samples collected after 10/1/2013, samples are reported to a reporting limit (RL) of 0.0050 ug/L for PFOA. For samples collected after 6/30/2016, each target compound RL is 0.0020 ug/L. J = Analyte present, reported value may not be accurate or precise; UJ = Not detected, reporting limit may not be accurate or precise; B = Not detected substantially above the level reported in the laboratory or field blanks. Samples identified as BED1 were collected after the first carbon bed. Samples identified as BED2 were collected after the second carbon bed and represent the treated water. All other samples collected were prior to Chemours treatment. Samples identified with -D or -DUP are duplicate samples. Starting with the 3Q20 samples, the samples are analyzed by USEPA Method 537.1. Prior to 3Q20, the samples were analyzed by a modified method 537. QREP = Qualification Re-Evaluation Program.

**Table 2. Residential Granular Activated Carbon (GAC) Treatment System  
Results – Chemours Chambers Works, Deepwater, New Jersey**

Field Sample ID	Date	PFOA	PFOS	PFNA	Comments
BED1-DUP	11/9/2021	<0.0020	<0.0020	<0.0020	
PT	8/30/2021	0.048	0.020 J	0.024	
BED1	8/30/2021	<0.0020	<0.0020	<0.0020	
BED1	5/11/2021	<0.0020	<0.0020	<0.0020	
BED1	2/3/2021	<0.0020	<0.0020	<0.0020	
BED1-DUP	2/3/2021	<0.0020	<0.0020	<0.0020	
BED1	10/22/2020	<0.0020	<0.0020	<0.0020	
PT	8/19/2020	0.035	0.011	0.016	
BED1	8/19/2020	<0.0020	<0.0020	<0.0020	
BED1	6/11/2020	<0.0020	<0.0020	<0.0020	
BED1	1/16/2020	<0.0020	<0.0020	<0.0020	
BED1	10/1/2019	<0.0020	<0.0020	<0.0020	
PT	7/1/2019	0.037	0.0097	0.011	
BED1	7/1/2019	<0.0020	<0.0020	<0.0020	
BED1	4/2/2019	<0.0020	<0.0020	<0.0020	
	12/3/2018	0.037	0.0091	0.0089	GAC installed 02/19/2019.
	12/3/2018	0.039	0.0093	0.0087	GAC installed 02/19/2019.

Concentrations in ug/L. Concentrations are rounded by the laboratory and reported to two significant figures. For samples collected prior to 10/1/2013, results for PFOA are reported under the following protocol: ND < LOD < NQ < LOQ where ND = Not Detected, NQ = Not Quantifiable, LOD = Limit of Detection, LOQ = Limit of Quantitation; the LOD/LOQ may have varied by instrument and quarter. For samples collected after 10/1/2013, samples are reported to a reporting limit (RL) of 0.0050 ug/L for PFOA. For samples collected after 6/30/2016, each target compound RL is 0.0020 ug/L. J = Analyte present, reported value may not be accurate or precise; UJ = Not detected, reporting limit may not be accurate or precise; B = Not detected substantially above the level reported in the laboratory or field blanks. Samples identified as BED1 were collected after the first carbon bed. Samples identified as BED2 were collected after the second carbon bed and represent the treated water. All other samples collected were prior to Chemours treatment. Samples identified with -D or -DUP are duplicate samples. Starting with the 3Q20 samples, the samples are analyzed by USEPA Method 537.1. Prior to 3Q20, the samples were analyzed by a modified method 537. QREP = Qualification Re-Evaluation Program.

**Table 2. Residential Granular Activated Carbon (GAC) Treatment System  
Results – Chemours Chambers Works, Deepwater, New Jersey**

Field Sample ID	Date	PFOA	PFOS	PFNA	Comments
<b>Location: 343</b>					
BED1	10/31/2022	<0.0020	<0.0020	<0.0020	
PT	8/22/2022	0.012	<0.0020	<0.0020	
BED1	8/22/2022	<0.0020	<0.0020	<0.0020	
BED1	5/19/2022	<0.0020	<0.0020	<0.0020	
BED1	2/17/2022	<0.0020	<0.0020	<0.0020	
BED1	10/21/2021	<0.0020	<0.0020	<0.0020	
	5/3/2021	0.014	<0.0020	<0.0020	GAC installed 07/06/2021.
POST	12/5/2018	<0.0020	<0.0020	<0.0020	
PRE	12/5/2018	0.011	<0.0020	<0.0020	
<b>Location: 356</b>					
BED1	10/18/2022	<0.0020	<0.0020	<0.0020	
	5/25/2022	0.014	<0.0020	<0.0020	GAC installed 08/16/2022.
-DUP	5/25/2022	0.014	<0.0020	<0.0020	GAC installed 08/16/2022.
	4/21/2021	0.0053	<0.0020	<0.0020	
	12/11/2018	0.004	<0.0020	<0.0020	
<b>Location: 358</b>					
PT	10/14/2022	0.037	0.0038	0.0042	

Concentrations in ug/L. Concentrations are rounded by the laboratory and reported to two significant figures. For samples collected prior to 10/1/2013, results for PFOA are reported under the following protocol: ND < LOD < NQ < LOQ where ND = Not Detected, NQ = Not Quantifiable, LOD = Limit of Detection, LOQ = Limit of Quantitation; the LOD/LOQ may have varied by instrument and quarter. For samples collected after 10/1/2013, samples are reported to a reporting limit (RL) of 0.0050 ug/L for PFOA. For samples collected after 6/30/2016, each target compound RL is 0.0020 ug/L. J = Analyte present, reported value may not be accurate or precise; UJ = Not detected, reporting limit may not be accurate or precise; B = Not detected substantially above the level reported in the laboratory or field blanks. Samples identified as BED1 were collected after the first carbon bed. Samples identified as BED2 were collected after the second carbon bed and represent the treated water. All other samples collected were prior to Chemours treatment. Samples identified with -D or -DUP are duplicate samples. Starting with the 3Q20 samples, the samples are analyzed by USEPA Method 537.1. Prior to 3Q20, the samples were analyzed by a modified method 537. QREP = Qualification Re-Evaluation Program.

**Table 2. Residential Granular Activated Carbon (GAC) Treatment System  
Results – Chemours Chambers Works, Deepwater, New Jersey**

Field Sample ID	Date	PFOA	PFOS	PFNA	Comments
BED1	10/14/2022	<0.0020	<0.0020	<0.0020	
BED1	5/25/2021	<0.0020	<0.0020	<0.0020	
BED1	2/1/2021	<0.0020	<0.0020	<0.0020	
BED1	10/22/2020	<0.0020	<0.0020	<0.0020	
PT	8/19/2020	0.029	0.0044	0.0026	
BED1	8/19/2020	<0.0020	<0.0020	<0.0020	
BED1	6/12/2020	<0.0020	<0.0020	<0.0020	
BED1	1/17/2020	<0.0020	<0.0020	<0.0020	
BED1	10/3/2019	<0.0020	<0.0020	<0.0020	
PT	7/8/2019	0.040	0.0033	0.0034	
BED1	7/8/2019	<0.0020	<0.0020	<0.0020	
BED1	4/2/2019	<0.0020	<0.0020	<0.0020	
	12/11/2018	0.018	0.0027	<0.0020	GAC installed 03/13/2019.
<b>Location: 361</b>					
BED1	11/8/2022	<0.0020	<0.0020	<0.0020	
PT	9/7/2022	0.047	0.035	0.035	
BED1	9/7/2022	<0.0020	<0.0020	<0.0020	
BED1	6/14/2022	<0.0020	<0.0020	<0.0020	

Concentrations in ug/L. Concentrations are rounded by the laboratory and reported to two significant figures. For samples collected prior to 10/1/2013, results for PFOA are reported under the following protocol: ND < LOD < NQ < LOQ where ND = Not Detected, NQ = Not Quantifiable, LOD = Limit of Detection, LOQ = Limit of Quantitation; the LOD/LOQ may have varied by instrument and quarter. For samples collected after 10/1/2013, samples are reported to a reporting limit (RL) of 0.0050 ug/L for PFOA. For samples collected after 6/30/2016, each target compound RL is 0.0020 ug/L. J = Analyte present, reported value may not be accurate or precise; UJ = Not detected, reporting limit may not be accurate or precise; B = Not detected substantially above the level reported in the laboratory or field blanks. Samples identified as BED1 were collected after the first carbon bed. Samples identified as BED2 were collected after the second carbon bed and represent the treated water. All other samples collected were prior to Chemours treatment. Samples identified with -D or -DUP are duplicate samples. Starting with the 3Q20 samples, the samples are analyzed by USEPA Method 537.1. Prior to 3Q20, the samples were analyzed by a modified method 537. QREP = Qualification Re-Evaluation Program.

**Table 2. Residential Granular Activated Carbon (GAC) Treatment System  
Results – Chemours Chambers Works, Deepwater, New Jersey**

Field Sample ID	Date	PFOA	PFOS	PFNA	Comments
BED1	11/30/2021	<0.0020	<0.0020	<0.0020	
PT	9/1/2021	0.10	0.037	0.044	
BED1	9/1/2021	<0.0020	<0.0020	<0.0020	
BED1	6/11/2021	<0.0020	<0.0020	<0.0020	
BED1	2/1/2021	<0.0020	<0.0020	<0.0020	
BED1	10/7/2020	<0.0020	<0.0020	<0.0020	
PT	8/4/2020	0.062 J	0.031 J	0.022 J	
BED1	8/4/2020	<0.002	<0.002	<0.002	
BED1	1/20/2020	<0.0020	<0.0020	<0.0020	
BED1	10/7/2019	<0.0020	<0.0020	<0.0020	
	12/13/2018	0.08	0.047	0.038	GAC installed 08/05/2019.
<b>Location: 369</b>					
BED1	10/6/2022	<0.0020	<0.0020	<0.0020	
PT	7/6/2022	<0.0020	<0.0020	<0.0020	
BED1	7/6/2022	<0.0020	<0.0020	<0.0020	
BED1	4/5/2022	<0.0020	<0.0020	<0.0020	
BED1	1/3/2022	<0.0020	<0.0020	<0.0020	
BED1	10/1/2021	<0.0020	<0.0020	<0.0020	

Concentrations in ug/L. Concentrations are rounded by the laboratory and reported to two significant figures. For samples collected prior to 10/1/2013, results for PFOA are reported under the following protocol: ND < LOD < NQ < LOQ where ND = Not Detected, NQ = Not Quantifiable, LOD = Limit of Detection, LOQ = Limit of Quantitation; the LOD/LOQ may have varied by instrument and quarter. For samples collected after 10/1/2013, samples are reported to a reporting limit (RL) of 0.0050 ug/L for PFOA. For samples collected after 6/30/2016, each target compound RL is 0.0020 ug/L. J = Analyte present, reported value may not be accurate or precise; UJ = Not detected, reporting limit may not be accurate or precise; B = Not detected substantially above the level reported in the laboratory or field blanks. Samples identified as BED1 were collected after the first carbon bed. Samples identified as BED2 were collected after the second carbon bed and represent the treated water. All other samples collected were prior to Chemours treatment. Samples identified with -D or -DUP are duplicate samples. Starting with the 3Q20 samples, the samples are analyzed by USEPA Method 537.1. Prior to 3Q20, the samples were analyzed by a modified method 537. QREP = Qualification Re-Evaluation Program.

**Table 2. Residential Granular Activated Carbon (GAC) Treatment System  
Results – Chemours Chambers Works, Deepwater, New Jersey**

Field Sample ID	Date	PFOA	PFOS	PFNA	Comments
BED1-DUP	10/1/2021	<0.0020	<0.0020	<0.0020	
PT	7/6/2021	0.0038 J	0.0026	<0.0020 UJ	
BED1	7/6/2021	<0.0020	<0.0020	<0.0020	
BED1	4/5/2021	<0.0020	<0.0020	<0.0020	
BED1	1/21/2021	<0.0020	<0.0020	<0.0020	
BED1	10/5/2020	<0.0020	<0.0020	<0.0020	
PT	7/28/2020	<0.0020	<0.0020	<0.0020	
BED1	7/28/2020	<0.0020	<0.0020	<0.0020	
BED1	6/3/2020	<0.0020	<0.0020	<0.0020	
BED1	1/20/2020	<0.0020	<0.0020	<0.0020	
BED1	10/1/2019	<0.0020	<0.0020	<0.0020	
PT	7/1/2019	<0.0020	<0.0020	<0.0020	
BED1	7/1/2019	<0.0020	<0.0020	<0.0020	
	1/11/2019	0.06	0.028	0.018	GAC installed 05/22/2019.
<b>Location: 378</b>					
BED1	10/24/2022	<0.0020	<0.0020	<0.0020	
PT	7/25/2022	0.064	0.011	0.037	
BED1	7/25/2022	<0.0020	<0.0020	<0.0020	

Concentrations in ug/L. Concentrations are rounded by the laboratory and reported to two significant figures. For samples collected prior to 10/1/2013, results for PFOA are reported under the following protocol: ND < LOD < NQ < LOQ where ND = Not Detected, NQ = Not Quantifiable, LOD = Limit of Detection, LOQ = Limit of Quantitation; the LOD/LOQ may have varied by instrument and quarter. For samples collected after 10/1/2013, samples are reported to a reporting limit (RL) of 0.0050 ug/L for PFOA. For samples collected after 6/30/2016, each target compound RL is 0.0020 ug/L. J = Analyte present, reported value may not be accurate or precise; UJ = Not detected, reporting limit may not be accurate or precise; B = Not detected substantially above the level reported in the laboratory or field blanks. Samples identified as BED1 were collected after the first carbon bed. Samples identified as BED2 were collected after the second carbon bed and represent the treated water. All other samples collected were prior to Chemours treatment. Samples identified with -D or -DUP are duplicate samples. Starting with the 3Q20 samples, the samples are analyzed by USEPA Method 537.1. Prior to 3Q20, the samples were analyzed by a modified method 537. QREP = Qualification Re-Evaluation Program.

**Table 2. Residential Granular Activated Carbon (GAC) Treatment System  
Results – Chemours Chambers Works, Deepwater, New Jersey**

Field Sample ID	Date	PFOA	PFOS	PFNA	Comments
BED1	4/20/2022	<0.0020	<0.0020	<0.0020	
BED1	1/3/2022	<0.0020	<0.0020	<0.0020	
BED1	10/4/2021	<0.0020	<0.0020	<0.0020	
PT	7/7/2021	0.060	0.0083	0.033	
BED1	7/7/2021	<0.0020	<0.0020	<0.0020	
BED1	4/7/2021	<0.0020	<0.0020	<0.0020	
BED1-DUP	4/7/2021	<0.0020	<0.0020	<0.0020	
BED1	1/12/2021	<0.0020	<0.0020	<0.0020	
BED1	10/5/2020	<0.0020	<0.0020	<0.0020	
PT	7/28/2020	0.046	0.0065	0.018	
BED1	7/28/2020	<0.0020	<0.0020	<0.0020	
BED1	6/3/2020	<0.0020	<0.0020	<0.0020	
BED1	2/11/2020	<0.0020	<0.0020	<0.0020	
BED1	11/8/2019	<0.0020	<0.0020	<0.0020	
PT	9/3/2019	0.081	0.016	0.044	
BED1	9/3/2019	<0.0020	<0.0020	<0.0020	
	2/7/2019	0.22	0.013	0.057	GAC installed 04/26/2019.

Concentrations in ug/L. Concentrations are rounded by the laboratory and reported to two significant figures. For samples collected prior to 10/1/2013, results for PFOA are reported under the following protocol: ND < LOD < NQ < LOQ where ND = Not Detected, NQ = Not Quantifiable, LOD = Limit of Detection, LOQ = Limit of Quantitation; the LOD/LOQ may have varied by instrument and quarter. For samples collected after 10/1/2013, samples are reported to a reporting limit (RL) of 0.0050 ug/L for PFOA. For samples collected after 6/30/2016, each target compound RL is 0.0020 ug/L. J = Analyte present, reported value may not be accurate or precise; UJ = Not detected, reporting limit may not be accurate or precise; B = Not detected substantially above the level reported in the laboratory or field blanks. Samples identified as BED1 were collected after the first carbon bed. Samples identified as BED2 were collected after the second carbon bed and represent the treated water. All other samples collected were prior to Chemours treatment. Samples identified with -D or -DUP are duplicate samples. Starting with the 3Q20 samples, the samples are analyzed by USEPA Method 537.1. Prior to 3Q20, the samples were analyzed by a modified method 537. QREP = Qualification Re-Evaluation Program.

**Table 2. Residential Granular Activated Carbon (GAC) Treatment System  
Results – Chemours Chambers Works, Deepwater, New Jersey**

Field Sample ID	Date	PFOA	PFOS	PFNA	Comments
<b>Location: 379</b>					
BED1	10/24/2022	<0.0020	<0.0020	<0.0020	
PT	8/3/2022	0.0022	<0.0020	<0.0020	
BED1	8/3/2022	<0.0020	<0.0020	<0.0020	
BED1	4/19/2022	<0.0020	<0.0020	<0.0020	
BED1	1/19/2022	<0.0020	<0.0020	<0.0020	
BED1	10/15/2021	<0.0020	<0.0020	<0.0020	
PT	7/20/2021	0.0064	<0.0020	<0.0020	
BED1	7/20/2021	<0.0020	<0.0020	<0.0020	
BED1	4/23/2021	<0.0020	<0.0020	<0.0020	
BED1	2/1/2021	<0.0020	<0.0020	<0.0020	
BED1	10/20/2020	<0.0020	<0.0020	<0.0020	
PT	8/19/2020	0.0099	<0.0020	<0.0020	
BED1	8/19/2020	<0.0020	<0.0020	<0.0020	
BED1	6/12/2020	<0.0020	<0.0020	<0.0020	
BED1	3/4/2020	<0.0020	<0.0020	<0.0020	
PT	7/3/2019	0.0026	<0.0020	<0.0020	
BED1	7/3/2019	<0.0020	<0.0020	<0.0020	

Concentrations in ug/L. Concentrations are rounded by the laboratory and reported to two significant figures. For samples collected prior to 10/1/2013, results for PFOA are reported under the following protocol: ND < LOD < NQ < LOQ where ND = Not Detected, NQ = Not Quantifiable, LOD = Limit of Detection, LOQ = Limit of Quantitation; the LOD/LOQ may have varied by instrument and quarter. For samples collected after 10/1/2013, samples are reported to a reporting limit (RL) of 0.0050 ug/L for PFOA. For samples collected after 6/30/2016, each target compound RL is 0.0020 ug/L. J = Analyte present, reported value may not be accurate or precise; UJ = Not detected, reporting limit may not be accurate or precise; B = Not detected substantially above the level reported in the laboratory or field blanks. Samples identified as BED1 were collected after the first carbon bed. Samples identified as BED2 were collected after the second carbon bed and represent the treated water. All other samples collected were prior to Chemours treatment. Samples identified with -D or -DUP are duplicate samples. Starting with the 3Q20 samples, the samples are analyzed by USEPA Method 537.1. Prior to 3Q20, the samples were analyzed by a modified method 537. QREP = Qualification Re-Evaluation Program.



**Table 2. Residential Granular Activated Carbon (GAC) Treatment System  
Results – Chemours Chambers Works, Deepwater, New Jersey**

Field Sample ID	Date	PFOA	PFOS	PFNA	Comments
	2/7/2019	0.014	<0.0020	0.0031	GAC installed 05/01/2019.
<b>Location: 380</b>					
BED1	11/7/2022	<0.0020	<0.0020	<0.0020	
PT	8/29/2022	0.045	0.0026	<0.0020	
BED1	8/29/2022	<0.0020	<0.0020	<0.0020	
BED1	5/11/2022	<0.0020	<0.0020	<0.0020	
BED1	2/14/2022	<0.0020	<0.0020	<0.0020	
BED1	11/15/2021	<0.0020	<0.0020	<0.0020	
PT	9/2/2021	0.058	0.0033 J	0.0035	
BED1	9/2/2021	<0.0020	<0.0020	<0.0020	
BED1	6/21/2021	<0.0020	<0.0020	<0.0020	
BED1	3/17/2021	<0.0020	<0.0020	<0.0020	
BED1	11/4/2020	<0.0020	<0.0020	<0.0020	
PT	8/26/2020	0.057	0.0028	0.0021	
BED1	8/26/2020	<0.0020	<0.0020	<0.0020	
BED1	6/10/2020	<0.0020	<0.0020	<0.0020	
BED1	1/30/2020	<0.0020	<0.0020	<0.0020	
BED1	10/16/2019	<0.0020	<0.0020	<0.0020	

Concentrations in ug/L. Concentrations are rounded by the laboratory and reported to two significant figures. For samples collected prior to 10/1/2013, results for PFOA are reported under the following protocol: ND < LOD < NQ < LOQ where ND = Not Detected, NQ = Not Quantifiable, LOD = Limit of Detection, LOQ = Limit of Quantitation; the LOD/LOQ may have varied by instrument and quarter. For samples collected after 10/1/2013, samples are reported to a reporting limit (RL) of 0.0050 ug/L for PFOA. For samples collected after 6/30/2016, each target compound RL is 0.0020 ug/L. J = Analyte present, reported value may not be accurate or precise; UJ = Not detected, reporting limit may not be accurate or precise; B = Not detected substantially above the level reported in the laboratory or field blanks. Samples identified as BED1 were collected after the first carbon bed. Samples identified as BED2 were collected after the second carbon bed and represent the treated water. All other samples collected were prior to Chemours treatment. Samples identified with -D or -DUP are duplicate samples. Starting with the 3Q20 samples, the samples are analyzed by USEPA Method 537.1. Prior to 3Q20, the samples were analyzed by a modified method 537. QREP = Qualification Re-Evaluation Program.

**Table 2. Residential Granular Activated Carbon (GAC) Treatment System  
Results – Chemours Chambers Works, Deepwater, New Jersey**

Field Sample ID	Date	PFOA	PFOS	PFNA	Comments
PT	7/22/2019	0.062	0.0030	0.0033	
BED1	7/22/2019	<0.0020	<0.0020	<0.0020	
BED1	4/9/2019	<0.0020	<0.0020	<0.0020	
POST	2/7/2019	0.067	0.0029	0.0034	GAC installed 03/27/2019.
PRE	2/7/2019	0.072	0.0029	0.0036	GAC installed 03/27/2019.
<b>Location: 384</b>					
BED1	12/22/2022	<0.0020	<0.0020	<0.0020	
PT	9/13/2022	0.047	0.0021	0.0058	
BED1	9/13/2022	<0.0020	<0.0020	<0.0020	
BED1	4/19/2022	<0.0020	<0.0020	<0.0020	
	2/15/2019	0.061	0.004	0.005	GAC installed 01/06/2022.
<b>Location: 388</b>					
BED1	12/21/2022	<0.0020	<0.0020	<0.0020	
PT	9/14/2022	0.037	0.023	0.0040	
BED1	9/14/2022	<0.0020	<0.0020	<0.0020	
BED1	6/15/2022	<0.0020	<0.0020	<0.0020	
BED1	3/9/2022	<0.0020	<0.0020	<0.0020	
BED1	11/11/2021	<0.0020	<0.0020	<0.0020	

Concentrations in ug/L. Concentrations are rounded by the laboratory and reported to two significant figures. For samples collected prior to 10/1/2013, results for PFOA are reported under the following protocol: ND < LOD < NQ < LOQ where ND = Not Detected, NQ = Not Quantifiable, LOD = Limit of Detection, LOQ = Limit of Quantitation; the LOD/LOQ may have varied by instrument and quarter. For samples collected after 10/1/2013, samples are reported to a reporting limit (RL) of 0.0050 ug/L for PFOA. For samples collected after 6/30/2016, each target compound RL is 0.0020 ug/L. J = Analyte present, reported value may not be accurate or precise; UJ = Not detected, reporting limit may not be accurate or precise; B = Not detected substantially above the level reported in the laboratory or field blanks. Samples identified as BED1 were collected after the first carbon bed. Samples identified as BED2 were collected after the second carbon bed and represent the treated water. All other samples collected were prior to Chemours treatment. Samples identified with -D or -DUP are duplicate samples. Starting with the 3Q20 samples, the samples are analyzed by USEPA Method 537.1. Prior to 3Q20, the samples were analyzed by a modified method 537. QREP = Qualification Re-Evaluation Program.

**Table 2. Residential Granular Activated Carbon (GAC) Treatment System  
Results – Chemours Chambers Works, Deepwater, New Jersey**

Field Sample ID	Date	PFOA	PFOS	PFNA	Comments
PT	7/21/2021	0.039	0.0053	0.0055	
BED1	7/21/2021	<0.0020	<0.0020	<0.0020	
BED1	4/22/2021	<0.0020	<0.0020	<0.0020	
BED1	1/11/2021	<0.0020	<0.0020	<0.0020	
PT	8/26/2020	0.062	0.035	0.0080	
BED1	8/26/2020	<0.0020	<0.0020	<0.0020	
BED1	6/3/2020	<0.0020	<0.0020	<0.0020	
BED1	1/21/2020	<0.0020	<0.0020	<0.0020	
BED1	10/2/2019	<0.0020	<0.0020	<0.0020	
PT	7/3/2019	0.056	0.011	0.0041	
BED1	7/3/2019	<0.0020	<0.0020	<0.0020	
	2/26/2019	0.073	0.013	0.0074	GAC installed 05/08/2019.
<b>Location: 390</b>					
BED1	10/11/2022	<0.0020	<0.0020	<0.0020	
PT	7/20/2022	0.078	<0.0020	0.0074	
BED1	7/20/2022	<0.0020	<0.0020	<0.0020	
BED1-DUP	7/20/2022	<0.0020	<0.0020	<0.0020	
BED1	4/12/2022	<0.0020	<0.0020	<0.0020	

Concentrations in ug/L. Concentrations are rounded by the laboratory and reported to two significant figures. For samples collected prior to 10/1/2013, results for PFOA are reported under the following protocol: ND < LOD < NQ < LOQ where ND = Not Detected, NQ = Not Quantifiable, LOD = Limit of Detection, LOQ = Limit of Quantitation; the LOD/LOQ may have varied by instrument and quarter. For samples collected after 10/1/2013, samples are reported to a reporting limit (RL) of 0.0050 ug/L for PFOA. For samples collected after 6/30/2016, each target compound RL is 0.0020 ug/L. J = Analyte present, reported value may not be accurate or precise; UJ = Not detected, reporting limit may not be accurate or precise; B = Not detected substantially above the level reported in the laboratory or field blanks. Samples identified as BED1 were collected after the first carbon bed. Samples identified as BED2 were collected after the second carbon bed and represent the treated water. All other samples collected were prior to Chemours treatment. Samples identified with -D or -DUP are duplicate samples. Starting with the 3Q20 samples, the samples are analyzed by USEPA Method 537.1. Prior to 3Q20, the samples were analyzed by a modified method 537. QREP = Qualification Re-Evaluation Program.

**Table 2. Residential Granular Activated Carbon (GAC) Treatment System  
Results – Chemours Chambers Works, Deepwater, New Jersey**

Field Sample ID	Date	PFOA	PFOS	PFNA	Comments
BED1	1/19/2022	<0.0020	<0.0020	<0.0020	
BED1	10/19/2021	<0.0020	<0.0020	<0.0020	
PT	8/2/2021	0.10	<0.0020	0.0070	
BED1	8/2/2021	<0.0020	<0.0020	<0.0020	
BED1	5/5/2021	<0.0020	<0.0020	<0.0020	
BED1	5/5/2021	<0.0020	<0.0020	<0.0020	
BED1	2/11/2021	<0.0020	<0.0020	<0.0020	
BED1	11/9/2020	<0.0020	<0.0020	<0.0020	
PT	9/9/2020	0.082	<0.0020	0.0087	
BED1	9/9/2020	<0.0020	<0.0020	<0.0020	
BED1	6/19/2020	<0.0020	<0.0020	<0.0020	
BED1	2/26/2020	<0.0020	<0.0020	<0.0020	
BED1	11/20/2019	<0.0020	<0.0020	<0.0020	
PT	9/19/2019	0.094	<0.0020	0.0066	
BED1	9/19/2019	<0.0020	<0.0020	<0.0020	
	3/6/2019	0.13	0.0023	0.017	GAC installed 04/23/2019.
<b>Location: 391</b>					
BED1	10/5/2022	<0.0020 UJ	<0.0020	<0.0020 UJ	

Concentrations in ug/L. Concentrations are rounded by the laboratory and reported to two significant figures. For samples collected prior to 10/1/2013, results for PFOA are reported under the following protocol: ND < LOD < NQ < LOQ where ND = Not Detected, NQ = Not Quantifiable, LOD = Limit of Detection, LOQ = Limit of Quantitation; the LOD/LOQ may have varied by instrument and quarter. For samples collected after 10/1/2013, samples are reported to a reporting limit (RL) of 0.0050 ug/L for PFOA. For samples collected after 6/30/2016, each target compound RL is 0.0020 ug/L. J = Analyte present, reported value may not be accurate or precise; UJ = Not detected, reporting limit may not be accurate or precise; B = Not detected substantially above the level reported in the laboratory or field blanks. Samples identified as BED1 were collected after the first carbon bed. Samples identified as BED2 were collected after the second carbon bed and represent the treated water. All other samples collected were prior to Chemours treatment. Samples identified with -D or -DUP are duplicate samples. Starting with the 3Q20 samples, the samples are analyzed by USEPA Method 537.1. Prior to 3Q20, the samples were analyzed by a modified method 537. QREP = Qualification Re-Evaluation Program.

**Table 2. Residential Granular Activated Carbon (GAC) Treatment System  
Results – Chemours Chambers Works, Deepwater, New Jersey**

Field Sample ID	Date	PFOA	PFOS	PFNA	Comments
PT	7/6/2022	0.055	0.0045 J	0.012	
BED1	7/6/2022	<0.0020	<0.0020	<0.0020	
BED1	3/9/2022	<0.0020	<0.0020	<0.0020	
BED1	11/16/2021	<0.0020	<0.0020	<0.0020	
PT	9/9/2021	0.070	0.0050	0.012	
BED1	9/9/2021	<0.0020	<0.0020	<0.0020	
BED1	5/26/2021	<0.0020	<0.0020	<0.0020	
BED1	11/17/2020	<0.0020	<0.0020	<0.0020	
PT	9/22/2020	0.071	0.0059	0.014	
BED1	9/22/2020	<0.0020	<0.0020	<0.0020	
BED1	6/30/2020	<0.0020	<0.0020	<0.0020	
BED1	3/13/2020	<0.0020	<0.0020	<0.0020	
PT	7/1/2019	0.10	0.0058	0.0073	
BED1	7/1/2019	<0.0020	<0.0020	<0.0020	
	3/8/2019	0.099	0.014	0.011	GAC installed 05/17/2019.
<b>Location: 393</b>					
BED1	10/24/2022	<0.0020	<0.0020	<0.0020	
PT	8/15/2022	0.043	<0.0020	<0.0020	

Concentrations in ug/L. Concentrations are rounded by the laboratory and reported to two significant figures. For samples collected prior to 10/1/2013, results for PFOA are reported under the following protocol: ND < LOD < NQ < LOQ where ND = Not Detected, NQ = Not Quantifiable, LOD = Limit of Detection, LOQ = Limit of Quantitation; the LOD/LOQ may have varied by instrument and quarter. For samples collected after 10/1/2013, samples are reported to a reporting limit (RL) of 0.0050 ug/L for PFOA. For samples collected after 6/30/2016, each target compound RL is 0.0020 ug/L. J = Analyte present, reported value may not be accurate or precise; UJ = Not detected, reporting limit may not be accurate or precise; B = Not detected substantially above the level reported in the laboratory or field blanks. Samples identified as BED1 were collected after the first carbon bed. Samples identified as BED2 were collected after the second carbon bed and represent the treated water. All other samples collected were prior to Chemours treatment. Samples identified with -D or -DUP are duplicate samples. Starting with the 3Q20 samples, the samples are analyzed by USEPA Method 537.1. Prior to 3Q20, the samples were analyzed by a modified method 537. QREP = Qualification Re-Evaluation Program.

**Table 2. Residential Granular Activated Carbon (GAC) Treatment System  
Results – Chemours Chambers Works, Deepwater, New Jersey**

Field Sample ID	Date	PFOA	PFOS	PFNA	Comments
BED1	8/15/2022	<0.0020	<0.0020	<0.0020	
BED1	5/11/2022	<0.0020	<0.0020	<0.0020	
BED1	2/14/2022	<0.0020	<0.0020	<0.0020	
BED1	11/15/2021	<0.0020	<0.0020	<0.0020	
PT	9/1/2021	0.047	<0.0020	<0.0020	
BED1	9/1/2021	<0.0020	<0.0020	<0.0020	
BED1	6/14/2021	<0.0020	<0.0020	<0.0020	
BED1	3/17/2021	<0.0020	<0.0020	<0.0020	
BED1	11/30/2020	<0.0020	<0.0020	<0.0020	
PT	9/14/2020	0.039	<0.0020	<0.0020	
BED1	9/14/2020	<0.0020	<0.0020	<0.0020	
BED1	6/24/2020	<0.0020	<0.0020	<0.0020	
BED1	3/6/2020	<0.0020	<0.0020	<0.0020	
BED1	12/12/2019	<0.0020	<0.0020	<0.0020	
	4/16/2019	0.032	<0.0020	<0.0020	GAC installed 06/20/2019.
<b>Location: 398</b>					
BED1	10/31/2022	<0.0020	<0.0020	<0.0020	
PT	8/25/2022	0.074	<0.0020	<0.0020	

Concentrations in ug/L. Concentrations are rounded by the laboratory and reported to two significant figures. For samples collected prior to 10/1/2013, results for PFOA are reported under the following protocol: ND < LOD < NQ < LOQ where ND = Not Detected, NQ = Not Quantifiable, LOD = Limit of Detection, LOQ = Limit of Quantitation; the LOD/LOQ may have varied by instrument and quarter. For samples collected after 10/1/2013, samples are reported to a reporting limit (RL) of 0.0050 ug/L for PFOA. For samples collected after 6/30/2016, each target compound RL is 0.0020 ug/L. J = Analyte present, reported value may not be accurate or precise; UJ = Not detected, reporting limit may not be accurate or precise; B = Not detected substantially above the level reported in the laboratory or field blanks. Samples identified as BED1 were collected after the first carbon bed. Samples identified as BED2 were collected after the second carbon bed and represent the treated water. All other samples collected were prior to Chemours treatment. Samples identified with -D or -DUP are duplicate samples. Starting with the 3Q20 samples, the samples are analyzed by USEPA Method 537.1. Prior to 3Q20, the samples were analyzed by a modified method 537. QREP = Qualification Re-Evaluation Program.

**Table 2. Residential Granular Activated Carbon (GAC) Treatment System  
Results – Chemours Chambers Works, Deepwater, New Jersey**

Field Sample ID	Date	PFOA	PFOS	PFNA	Comments
BED1	8/25/2022	<0.0020	<0.0020	<0.0020	
BED1	4/13/2022	<0.0020 UJ	<0.0020 UJ	<0.0020 UJ	
BED1	1/24/2022	<0.0020	<0.0020	<0.0020	
BED1	10/25/2021	<0.0020	<0.0020	<0.0020	
PT	8/16/2021	0.084	0.0026	<0.0020	
BED1	8/16/2021	<0.0020	<0.0020	<0.0020	
BED1	5/17/2021	<0.0020	<0.0020	<0.0020	
BED1-DUP	5/17/2021	<0.0020	<0.0020	<0.0020	
BED1	2/24/2021	<0.0020	<0.0020	<0.0020	
BED1	10/5/2020	<0.0020	<0.0020	<0.0020	
BED1-DUP	10/5/2020	<0.0020	<0.0020	<0.0020	
PT	7/23/2020	0.11	0.0022	<0.0020	
BED1	7/23/2020	<0.0020	<0.0020	<0.0020	
BED1	6/2/2020	<0.0020	<0.0020	<0.0020	
BED1	1/16/2020	<0.0020	<0.0020	<0.0020	
BED1	10/2/2019	0.0028	<0.0020	<0.0020	
	5/16/2019	0.089	<0.0020	<0.0020	GAC installed 07/29/2019.
-DUP	5/16/2019	0.087	<0.0020	<0.0020	GAC installed 07/29/2019.

Concentrations in ug/L. Concentrations are rounded by the laboratory and reported to two significant figures. For samples collected prior to 10/1/2013, results for PFOA are reported under the following protocol: ND < LOD < NQ < LOQ where ND = Not Detected, NQ = Not Quantifiable, LOD = Limit of Detection, LOQ = Limit of Quantitation; the LOD/LOQ may have varied by instrument and quarter. For samples collected after 10/1/2013, samples are reported to a reporting limit (RL) of 0.0050 ug/L for PFOA. For samples collected after 6/30/2016, each target compound RL is 0.0020 ug/L. J = Analyte present, reported value may not be accurate or precise; UJ = Not detected, reporting limit may not be accurate or precise; B = Not detected substantially above the level reported in the laboratory or field blanks. Samples identified as BED1 were collected after the first carbon bed. Samples identified as BED2 were collected after the second carbon bed and represent the treated water. All other samples collected were prior to Chemours treatment. Samples identified with -D or -DUP are duplicate samples. Starting with the 3Q20 samples, the samples are analyzed by USEPA Method 537.1. Prior to 3Q20, the samples were analyzed by a modified method 537. QREP = Qualification Re-Evaluation Program.

**Table 2. Residential Granular Activated Carbon (GAC) Treatment System  
Results – Chemours Chambers Works, Deepwater, New Jersey**

Field Sample ID	Date	PFOA	PFOS	PFNA	Comments
<b>Location: 403</b>					
BED1	10/10/2022	<0.0020	<0.0020	<0.0020	
BED1-DUP	10/10/2022	<0.0020	<0.0020	<0.0020	
PT	8/2/2022	0.26 J	0.022 J	0.023 J	
BED1	8/2/2022	<0.0020 UJ	<0.0020 UJ	<0.0020 UJ	
BED1-DUP	8/2/2022	<0.0020 UJ	<0.0020 UJ	<0.0020 UJ	
BED1	4/25/2022	<0.0020	<0.0020	<0.0020	
BED1	2/1/2022	<0.0020	<0.0020	<0.0020	
BED1	11/4/2021	<0.0020	<0.0020	<0.0020	
PT	8/17/2021	0.28	0.025	0.024	
BED1	8/17/2021	<0.0020	<0.0020	<0.0020	
BED1	5/19/2021	<0.0020	<0.0020	<0.0020	
BED1	2/25/2021	<0.0020	<0.0020	<0.0020	
BED1-DUP	2/25/2021	<0.0020	<0.0020	<0.0020	
BED1	10/13/2020	<0.0020	<0.0020	<0.0020	
PT	8/6/2020	0.33	0.082	0.035	
BED1	8/6/2020	<0.0020	<0.0020	<0.0020	
BED1	6/9/2020	<0.0020	<0.0020	<0.0020	

Concentrations in ug/L. Concentrations are rounded by the laboratory and reported to two significant figures. For samples collected prior to 10/1/2013, results for PFOA are reported under the following protocol: ND < LOD < NQ < LOQ where ND = Not Detected, NQ = Not Quantifiable, LOD = Limit of Detection, LOQ = Limit of Quantitation; the LOD/LOQ may have varied by instrument and quarter. For samples collected after 10/1/2013, samples are reported to a reporting limit (RL) of 0.0050 ug/L for PFOA. For samples collected after 6/30/2016, each target compound RL is 0.0020 ug/L. J = Analyte present, reported value may not be accurate or precise; UJ = Not detected, reporting limit may not be accurate or precise; B = Not detected substantially above the level reported in the laboratory or field blanks. Samples identified as BED1 were collected after the first carbon bed. Samples identified as BED2 were collected after the second carbon bed and represent the treated water. All other samples collected were prior to Chemours treatment. Samples identified with -D or -DUP are duplicate samples. Starting with the 3Q20 samples, the samples are analyzed by USEPA Method 537.1. Prior to 3Q20, the samples were analyzed by a modified method 537. QREP = Qualification Re-Evaluation Program.



**Table 2. Residential Granular Activated Carbon (GAC) Treatment System  
Results – Chemours Chambers Works, Deepwater, New Jersey**

Field Sample ID	Date	PFOA	PFOS	PFNA	Comments
BED1	1/17/2020	<0.0020	<0.0020	<0.0020	
BED1-DUP	1/17/2020	<0.0020	<0.0020	<0.0020	
	7/31/2019	0.24	0.021	0.018	GAC installed 10/25/2019.
<b>Location: 404</b>					
BED1	11/3/2022	<0.0020	<0.0020	<0.0020	
PT	8/29/2022	0.047	0.0031	0.0049	
BED1	8/29/2022	<0.0020	<0.0020	<0.0020	
BED1	5/17/2022	<0.0020	<0.0020	<0.0020	
BED1	2/21/2022	<0.0020	<0.0020	<0.0020	
BED1	11/22/2021	<0.0020	<0.0020	<0.0020	
PT	9/16/2021	0.050	0.0021	0.0042	
BED1	9/16/2021	<0.0020	<0.0020	<0.0020	
	8/8/2019	0.059	0.0029	0.0042	GAC installed 06/03/2021.
<b>Location: 419</b>					
BED1	10/4/2022	<0.0020	<0.0020	<0.0020	
PT	7/12/2022	0.033 J	<0.0020	<0.0020	
BED1	7/12/2022	0.0027	<0.0020	<0.0020	
BED2	7/12/2022	<0.0020	<0.0020	<0.0020	

Concentrations in ug/L. Concentrations are rounded by the laboratory and reported to two significant figures. For samples collected prior to 10/1/2013, results for PFOA are reported under the following protocol: ND < LOD < NQ < LOQ where ND = Not Detected, NQ = Not Quantifiable, LOD = Limit of Detection, LOQ = Limit of Quantitation; the LOD/LOQ may have varied by instrument and quarter. For samples collected after 10/1/2013, samples are reported to a reporting limit (RL) of 0.0050 ug/L for PFOA. For samples collected after 6/30/2016, each target compound RL is 0.0020 ug/L. J = Analyte present, reported value may not be accurate or precise; UJ = Not detected, reporting limit may not be accurate or precise; B = Not detected substantially above the level reported in the laboratory or field blanks. Samples identified as BED1 were collected after the first carbon bed. Samples identified as BED2 were collected after the second carbon bed and represent the treated water. All other samples collected were prior to Chemours treatment. Samples identified with -D or -DUP are duplicate samples. Starting with the 3Q20 samples, the samples are analyzed by USEPA Method 537.1. Prior to 3Q20, the samples were analyzed by a modified method 537. QREP = Qualification Re-Evaluation Program.

**Table 2. Residential Granular Activated Carbon (GAC) Treatment System  
Results – Chemours Chambers Works, Deepwater, New Jersey**

Field Sample ID	Date	PFOA	PFOS	PFNA	Comments
BED1	4/7/2022	<0.0020	<0.0020	<0.0020	
BED1	1/6/2022	<0.0020	<0.0020	<0.0020	
BED1	10/20/2021	<0.0020	<0.0020	<0.0020	
PT	8/3/2021	0.028	<0.0020	<0.0020	
BED1	8/3/2021	<0.0020	<0.0020	<0.0020	
BED1	4/30/2021	<0.0020	<0.0020	<0.0020	
BED1	2/4/2021	<0.0020	<0.0020	<0.0020	
BED1	10/22/2020	<0.0020	<0.0020	<0.0020	
	11/20/2019	0.029	<0.0020	<0.0020	GAC installed 09/15/2020.
<b>Location: 421</b>					
BED1	10/17/2022	<0.0020	<0.0020	<0.0020	
PT	8/8/2022	0.057	<0.0020	0.0042	
BED1	8/8/2022	<0.0020	<0.0020	<0.0020	
BED1	4/25/2022	<0.0020	<0.0020	<0.0020	
BED1	2/7/2022	<0.0020 UJ	<0.0020 UJ	<0.0020 UJ	
BED1	11/22/2021	<0.0020	<0.0020	<0.0020	
PT	9/13/2021	0.061	<0.0020	0.0033	
BED1	9/13/2021	<0.0020	<0.0020	<0.0020	

Concentrations in ug/L. Concentrations are rounded by the laboratory and reported to two significant figures. For samples collected prior to 10/1/2013, results for PFOA are reported under the following protocol: ND < LOD < NQ < LOQ where ND = Not Detected, NQ = Not Quantifiable, LOD = Limit of Detection, LOQ = Limit of Quantitation; the LOD/LOQ may have varied by instrument and quarter. For samples collected after 10/1/2013, samples are reported to a reporting limit (RL) of 0.0050 ug/L for PFOA. For samples collected after 6/30/2016, each target compound RL is 0.0020 ug/L. J = Analyte present, reported value may not be accurate or precise; UJ = Not detected, reporting limit may not be accurate or precise; B = Not detected substantially above the level reported in the laboratory or field blanks. Samples identified as BED1 were collected after the first carbon bed. Samples identified as BED2 were collected after the second carbon bed and represent the treated water. All other samples collected were prior to Chemours treatment. Samples identified with -D or -DUP are duplicate samples. Starting with the 3Q20 samples, the samples are analyzed by USEPA Method 537.1. Prior to 3Q20, the samples were analyzed by a modified method 537. QREP = Qualification Re-Evaluation Program.

**Table 2. Residential Granular Activated Carbon (GAC) Treatment System  
Results – Chemours Chambers Works, Deepwater, New Jersey**

Field Sample ID	Date	PFOA	PFOS	PFNA	Comments
	2/28/2020	0.057	<0.0020	0.0023	GAC installed 06/15/2021.
<b>Location: 423</b>					
BED1	11/3/2022	<0.0020	<0.0020	<0.0020	
PT	8/25/2022	0.048	0.0049	0.0063	
BED1	8/25/2022	<0.0020	<0.0020	<0.0020	
BED1-DUP	8/25/2022	<0.0020	<0.0020	<0.0020	
BED1	5/23/2022	<0.0020	<0.0020	<0.0020	
BED1	2/21/2022	<0.0020	<0.0020	<0.0020	
BED1	11/8/2021	<0.0020	<0.0020	<0.0020	
PT	8/23/2021	0.069	0.0071	0.0076	
BED1	8/23/2021	<0.0020	<0.0020	<0.0020	
BED1	4/15/2021	<0.0020	<0.0020	<0.0020	
BED1-DUP	4/15/2021	<0.0020	<0.0020	<0.0020	
BED1	1/20/2021	<0.0020	<0.0020	<0.0020	
BED1-DUP	1/20/2021	<0.0020	<0.0020	<0.0020	
BED1	10/6/2020	<0.0020	<0.0020	<0.0020	
BED1-DUP	10/6/2020	<0.0020	<0.0020	<0.0020	
	3/3/2020	0.031	<0.0020	0.0047	GAC installed 09/10/2020.

Concentrations in ug/L. Concentrations are rounded by the laboratory and reported to two significant figures. For samples collected prior to 10/1/2013, results for PFOA are reported under the following protocol: ND < LOD < NQ < LOQ where ND = Not Detected, NQ = Not Quantifiable, LOD = Limit of Detection, LOQ = Limit of Quantitation; the LOD/LOQ may have varied by instrument and quarter. For samples collected after 10/1/2013, samples are reported to a reporting limit (RL) of 0.0050 ug/L for PFOA. For samples collected after 6/30/2016, each target compound RL is 0.0020 ug/L. J = Analyte present, reported value may not be accurate or precise; UJ = Not detected, reporting limit may not be accurate or precise; B = Not detected substantially above the level reported in the laboratory or field blanks. Samples identified as BED1 were collected after the first carbon bed. Samples identified as BED2 were collected after the second carbon bed and represent the treated water. All other samples collected were prior to Chemours treatment. Samples identified with -D or -DUP are duplicate samples. Starting with the 3Q20 samples, the samples are analyzed by USEPA Method 537.1. Prior to 3Q20, the samples were analyzed by a modified method 537. QREP = Qualification Re-Evaluation Program.

**Table 2. Residential Granular Activated Carbon (GAC) Treatment System  
Results – Chemours Chambers Works, Deepwater, New Jersey**

Field Sample ID	Date	PFOA	PFOS	PFNA	Comments
<b>Location: 427</b>					
BED1	11/17/2022	<0.0020	<0.0020	<0.0020	
PT	9/6/2022	0.041	<0.0020	0.0049	
BED1	9/6/2022	<0.0020	<0.0020	<0.0020	
BED1	5/31/2022	<0.0020	<0.0020	<0.0020	
BED1	3/1/2022	<0.0020	<0.0020	<0.0020	
BED1	12/7/2021	<0.0020	<0.0020	<0.0020	
PT	8/30/2021	0.058	0.0067 J	0.0082	
BED1	8/30/2021	<0.0020	<0.0020	<0.0020	
BED1	6/17/2021	<0.0020	<0.0020	<0.0020	
BED1	1/12/2021	<0.0020	<0.0020	<0.0020	
BED1	10/1/2020	<0.0020	<0.0020	<0.0020	
BED1-DUP	10/1/2020	<0.0020	<0.0020	<0.0020	
	3/5/2020	0.028	<0.0020	0.0031	GAC installed 08/27/2020.
<b>Location: 428</b>					
BED1	11/2/2022	<0.0020	<0.0020	<0.0020	
PT	8/17/2022	0.022	<0.0020	<0.0020	
BED1	8/17/2022	<0.0020	<0.0020	<0.0020	

Concentrations in ug/L. Concentrations are rounded by the laboratory and reported to two significant figures. For samples collected prior to 10/1/2013, results for PFOA are reported under the following protocol: ND < LOD < NQ < LOQ where ND = Not Detected, NQ = Not Quantifiable, LOD = Limit of Detection, LOQ = Limit of Quantitation; the LOD/LOQ may have varied by instrument and quarter. For samples collected after 10/1/2013, samples are reported to a reporting limit (RL) of 0.0050 ug/L for PFOA. For samples collected after 6/30/2016, each target compound RL is 0.0020 ug/L. J = Analyte present, reported value may not be accurate or precise; UJ = Not detected, reporting limit may not be accurate or precise; B = Not detected substantially above the level reported in the laboratory or field blanks. Samples identified as BED1 were collected after the first carbon bed. Samples identified as BED2 were collected after the second carbon bed and represent the treated water. All other samples collected were prior to Chemours treatment. Samples identified with -D or -DUP are duplicate samples. Starting with the 3Q20 samples, the samples are analyzed by USEPA Method 537.1. Prior to 3Q20, the samples were analyzed by a modified method 537. QREP = Qualification Re-Evaluation Program.

**Table 2. Residential Granular Activated Carbon (GAC) Treatment System  
Results – Chemours Chambers Works, Deepwater, New Jersey**

Field Sample ID	Date	PFOA	PFOS	PFNA	Comments
BED1-DUP	8/17/2022	<0.0020	<0.0020	<0.0020	
BED1	5/17/2022	<0.0020	<0.0020	<0.0020	
BED1	2/23/2022	<0.0020	<0.0020	<0.0020	
BED1	11/10/2021	<0.0020	<0.0020	<0.0020	
	3/5/2020	0.022	<0.0020	<0.0020	GAC installed 08/26/2021.
<b>Location: 434</b>					
BED1	11/1/2022	<0.0020	<0.0020	<0.0020	
PT	8/24/2022	0.0075	0.0058	0.0032	
BED1	8/24/2022	<0.0020	<0.0020	<0.0020	
BED1	5/4/2022	<0.0020	<0.0020	<0.0020	
BED1	3/22/2022	<0.0020	<0.0020	<0.0020	
BED1	12/6/2021	<0.0020	<0.0020	<0.0020	
PT	7/6/2021	0.043	0.026	0.021	
BED1	7/6/2021	<0.0020	<0.0020	<0.0020	
BED1	4/6/2021	<0.0020	<0.0020	<0.0020	
BED1	1/12/2021	<0.0020	<0.0020	<0.0020	
BED1	10/1/2020	<0.0020	<0.0020	<0.0020	
	3/9/2020	0.025	0.016	0.0099	GAC installed 09/01/2020.

Concentrations in ug/L. Concentrations are rounded by the laboratory and reported to two significant figures. For samples collected prior to 10/1/2013, results for PFOA are reported under the following protocol: ND < LOD < NQ < LOQ where ND = Not Detected, NQ = Not Quantifiable, LOD = Limit of Detection, LOQ = Limit of Quantitation; the LOD/LOQ may have varied by instrument and quarter. For samples collected after 10/1/2013, samples are reported to a reporting limit (RL) of 0.0050 ug/L for PFOA. For samples collected after 6/30/2016, each target compound RL is 0.0020 ug/L. J = Analyte present, reported value may not be accurate or precise; UJ = Not detected, reporting limit may not be accurate or precise; B = Not detected substantially above the level reported in the laboratory or field blanks. Samples identified as BED1 were collected after the first carbon bed. Samples identified as BED2 were collected after the second carbon bed and represent the treated water. All other samples collected were prior to Chemours treatment. Samples identified with -D or -DUP are duplicate samples. Starting with the 3Q20 samples, the samples are analyzed by USEPA Method 537.1. Prior to 3Q20, the samples were analyzed by a modified method 537. QREP = Qualification Re-Evaluation Program.

**Table 2. Residential Granular Activated Carbon (GAC) Treatment System  
Results – Chemours Chambers Works, Deepwater, New Jersey**

Field Sample ID	Date	PFOA	PFOS	PFNA	Comments
<b>Location: 435</b>					
BED1	11/21/2022	<0.0020	<0.0020	<0.0020	
PT	9/27/2022	0.040	<0.0020	0.0074	
BED1	9/27/2022	<0.0020	<0.0020	<0.0020	
BED1	6/22/2022	<0.0020	<0.0020	<0.0020	
BED1	1/6/2022	<0.0020	<0.0020	<0.0020	
BED1	10/6/2021	<0.0020	<0.0020	<0.0020	
PT	7/16/2021	0.050	<0.0020	0.0077	
BED1	7/16/2021	<0.0020	<0.0020	<0.0020	
	3/10/2020	0.069	0.0044	0.014	GAC installed 06/30/2021.
<b>Location: 436</b>					
BED1	10/19/2022	<0.0020	<0.0020	<0.0020	
PT	8/9/2022	0.038	<0.0020	0.0020	
BED1	8/9/2022	<0.0020	<0.0020	<0.0020	
BED1	5/2/2022	<0.0020	<0.0020	<0.0020	
BED1	12/8/2021	<0.0020	<0.0020	<0.0020	
PT	8/30/2021	0.052	<0.0020	<0.0020	
BED1	8/30/2021	<0.0020	<0.0020	<0.0020	

Concentrations in ug/L. Concentrations are rounded by the laboratory and reported to two significant figures. For samples collected prior to 10/1/2013, results for PFOA are reported under the following protocol: ND < LOD < NQ < LOQ where ND = Not Detected, NQ = Not Quantifiable, LOD = Limit of Detection, LOQ = Limit of Quantitation; the LOD/LOQ may have varied by instrument and quarter. For samples collected after 10/1/2013, samples are reported to a reporting limit (RL) of 0.0050 ug/L for PFOA. For samples collected after 6/30/2016, each target compound RL is 0.0020 ug/L. J = Analyte present, reported value may not be accurate or precise; UJ = Not detected, reporting limit may not be accurate or precise; B = Not detected substantially above the level reported in the laboratory or field blanks. Samples identified as BED1 were collected after the first carbon bed. Samples identified as BED2 were collected after the second carbon bed and represent the treated water. All other samples collected were prior to Chemours treatment. Samples identified with -D or -DUP are duplicate samples. Starting with the 3Q20 samples, the samples are analyzed by USEPA Method 537.1. Prior to 3Q20, the samples were analyzed by a modified method 537. QREP = Qualification Re-Evaluation Program.

**Table 2. Residential Granular Activated Carbon (GAC) Treatment System  
Results – Chemours Chambers Works, Deepwater, New Jersey**

Field Sample ID	Date	PFOA	PFOS	PFNA	Comments
BED1	6/16/2021	<0.0020	<0.0020	<0.0020	
BED1	3/5/2021	<0.0020	<0.0020	<0.0020	
	3/10/2020	0.051	<0.0020	<0.0020	GAC installed 11/06/2020.
<b>Location: 439</b>					
BED1	10/13/2022	<0.0020	<0.0020	<0.0020	
PT	7/25/2022	0.037	<0.0020	0.012	
BED1	7/25/2022	<0.0020	<0.0020	<0.0020	
BED1	4/18/2022	<0.0020	<0.0020	<0.0020	
BED1	1/26/2022	<0.0020	<0.0020	<0.0020	
BED1	10/29/2021	<0.0020	<0.0020	<0.0020	
PT	8/18/2021	0.041	<0.0020	0.013	
BED1	8/18/2021	<0.0020	<0.0020	<0.0020	
BED1-DUP	8/18/2021	<0.0020	<0.0020	<0.0020	
BED1	5/13/2021	<0.0020	<0.0020	<0.0020	
BED1	2/15/2021	<0.0020	<0.0020	<0.0020	
BED1	12/3/2020	<0.0020	<0.0020	<0.0020	
	3/20/2020	0.039	<0.0020	0.0080	GAC installed 09/08/2020.

Concentrations in ug/L. Concentrations are rounded by the laboratory and reported to two significant figures. For samples collected prior to 10/1/2013, results for PFOA are reported under the following protocol: ND < LOD < NQ < LOQ where ND = Not Detected, NQ = Not Quantifiable, LOD = Limit of Detection, LOQ = Limit of Quantitation; the LOD/LOQ may have varied by instrument and quarter. For samples collected after 10/1/2013, samples are reported to a reporting limit (RL) of 0.0050 ug/L for PFOA. For samples collected after 6/30/2016, each target compound RL is 0.0020 ug/L. J = Analyte present, reported value may not be accurate or precise; UJ = Not detected, reporting limit may not be accurate or precise; B = Not detected substantially above the level reported in the laboratory or field blanks. Samples identified as BED1 were collected after the first carbon bed. Samples identified as BED2 were collected after the second carbon bed and represent the treated water. All other samples collected were prior to Chemours treatment. Samples identified with -D or -DUP are duplicate samples. Starting with the 3Q20 samples, the samples are analyzed by USEPA Method 537.1. Prior to 3Q20, the samples were analyzed by a modified method 537. QREP = Qualification Re-Evaluation Program.

**Table 2. Residential Granular Activated Carbon (GAC) Treatment System  
Results – Chemours Chambers Works, Deepwater, New Jersey**

Field Sample ID	Date	PFOA	PFOS	PFNA	Comments
<b>Location: 441</b>					
BED1	10/25/2022	<0.0020	<0.0020	<0.0020	
PT	8/17/2022	0.11	0.19	0.012	
BED1	8/17/2022	<0.0020	<0.0020	<0.0020	
BED1	5/4/2022	<0.0020	<0.0020	<0.0020	
BED1	1/20/2022	<0.0020	<0.0020	<0.0020	
BED1	10/13/2021	<0.0020	<0.0020	<0.0020	
PT	7/20/2021	0.12	0.16	0.013	
BED1	7/20/2021	<0.0020	<0.0020	<0.0020	
BED1	4/15/2021	<0.0020	<0.0020	<0.0020	
BED1	1/22/2021	<0.0020	<0.0020	<0.0020	
	3/23/2020	0.11	0.11 J	0.0098	GAC installed 12/10/2020.
<b>Location: 443</b>					
PT	7/25/2022	0.052 J	<0.0020 UJ	0.0033 J	
BED1	7/25/2022	<0.0020	<0.0020	<0.0020	
BED1	1/18/2022	<0.0020	<0.0020	<0.0020	
BED1	10/13/2021	<0.0020	<0.0020	<0.0020	
PT	7/7/2021	0.049	<0.0020	<0.0020	

Concentrations in ug/L. Concentrations are rounded by the laboratory and reported to two significant figures. For samples collected prior to 10/1/2013, results for PFOA are reported under the following protocol: ND < LOD < NQ < LOQ where ND = Not Detected, NQ = Not Quantifiable, LOD = Limit of Detection, LOQ = Limit of Quantitation; the LOD/LOQ may have varied by instrument and quarter. For samples collected after 10/1/2013, samples are reported to a reporting limit (RL) of 0.0050 ug/L for PFOA. For samples collected after 6/30/2016, each target compound RL is 0.0020 ug/L. J = Analyte present, reported value may not be accurate or precise; UJ = Not detected, reporting limit may not be accurate or precise; B = Not detected substantially above the level reported in the laboratory or field blanks. Samples identified as BED1 were collected after the first carbon bed. Samples identified as BED2 were collected after the second carbon bed and represent the treated water. All other samples collected were prior to Chemours treatment. Samples identified with -D or -DUP are duplicate samples. Starting with the 3Q20 samples, the samples are analyzed by USEPA Method 537.1. Prior to 3Q20, the samples were analyzed by a modified method 537. QREP = Qualification Re-Evaluation Program.



**Table 2. Residential Granular Activated Carbon (GAC) Treatment System  
Results – Chemours Chambers Works, Deepwater, New Jersey**

Field Sample ID	Date	PFOA	PFOS	PFNA	Comments
BED1	7/7/2021	<0.0020	<0.0020	<0.0020	
BED1	4/9/2021	<0.0020	<0.0020	<0.0020	
BED1-DUP	4/9/2021	<0.0020	<0.0020	<0.0020	
BED1	1/21/2021	<0.0020	<0.0020	<0.0020	
	2/6/2020	0.0311	<0.0014	<0.00093	Veolia sampled, added their data to EIM with branched and linear summed. GAC installed by Chemours 11/13/2020.
-DUP	2/6/2020	0.0330	<0.0014	0.0011	Veolia sampled, added their data to EIM with branched and linear summed. GAC installed by Chemours 11/13/2020.
<b>Location: 457</b>					
BED1	11/30/2022	<0.0020	<0.0020	<0.0020	
PT	9/7/2022	0.031	0.0046	<0.0020	
BED1	9/7/2022	<0.0020	<0.0020	<0.0020	
BED1	5/24/2022	<0.0020	<0.0020	<0.0020	
BED1	3/1/2022	<0.0020	<0.0020	<0.0020	
BED1	11/15/2021	<0.0020	<0.0020	<0.0020	
PT	9/14/2021	0.025	0.0041	<0.0020	
BED1	9/14/2021	<0.0020	<0.0020	<0.0020	
BED1	6/11/2021	<0.0020	<0.0020	<0.0020	
BED1-DUP	6/11/2021	<0.0020	<0.0020	<0.0020	

Concentrations in ug/L. Concentrations are rounded by the laboratory and reported to two significant figures. For samples collected prior to 10/1/2013, results for PFOA are reported under the following protocol: ND < LOD < NQ < LOQ where ND = Not Detected, NQ = Not Quantifiable, LOD = Limit of Detection, LOQ = Limit of Quantitation; the LOD/LOQ may have varied by instrument and quarter. For samples collected after 10/1/2013, samples are reported to a reporting limit (RL) of 0.0050 ug/L for PFOA. For samples collected after 6/30/2016, each target compound RL is 0.0020 ug/L. J = Analyte present, reported value may not be accurate or precise; UJ = Not detected, reporting limit may not be accurate or precise; B = Not detected substantially above the level reported in the laboratory or field blanks. Samples identified as BED1 were collected after the first carbon bed. Samples identified as BED2 were collected after the second carbon bed and represent the treated water. All other samples collected were prior to Chemours treatment. Samples identified with -D or -DUP are duplicate samples. Starting with the 3Q20 samples, the samples are analyzed by USEPA Method 537.1. Prior to 3Q20, the samples were analyzed by a modified method 537. QREP = Qualification Re-Evaluation Program.

**Table 2. Residential Granular Activated Carbon (GAC) Treatment System  
Results – Chemours Chambers Works, Deepwater, New Jersey**

Field Sample ID	Date	PFOA	PFOS	PFNA	Comments
	9/3/2020	0.024	0.0042 J	<0.0020	GAC installed 02/05/2021.
<b>Location: 464</b>					
BED1	10/12/2022	<0.0020	<0.0020	<0.0020	
PT	9/19/2022	0.011	0.0041	0.0087	
BED1	9/19/2022	<0.0020	<0.0020	<0.0020	
BED1	5/10/2022	<0.0020	<0.0020	<0.0020	
BED1	2/14/2022	<0.0020	<0.0020	<0.0020	
BED1	11/22/2021	<0.0020	<0.0020	<0.0020	
PT	8/31/2021	0.013	0.0057	0.012	
BED1	8/31/2021	<0.0020	<0.0020	<0.0020	
BED1	6/4/2021	<0.0020	<0.0020	<0.0020	
BED1	3/10/2021	<0.0020	<0.0020	<0.0020	Carbon Changeout 02/19/2021 - Fe.
BED1	11/30/2020	<0.0020	<0.0020	<0.0020	
PT	9/16/2020	0.016	0.0058	0.014	GAC installed by NJDEP 12/07/2016.
BED1	9/16/2020	<0.0020	<0.0020	<0.0020	
<b>Location: 465</b>					
BED1	10/5/2022	0.013	<0.0020	<0.0020	
BED2	10/5/2022	<0.0020	<0.0020	<0.0020	

Concentrations in ug/L. Concentrations are rounded by the laboratory and reported to two significant figures. For samples collected prior to 10/1/2013, results for PFOA are reported under the following protocol: ND < LOD < NQ < LOQ where ND = Not Detected, NQ = Not Quantifiable, LOD = Limit of Detection, LOQ = Limit of Quantitation; the LOD/LOQ may have varied by instrument and quarter. For samples collected after 10/1/2013, samples are reported to a reporting limit (RL) of 0.0050 ug/L for PFOA. For samples collected after 6/30/2016, each target compound RL is 0.0020 ug/L. J = Analyte present, reported value may not be accurate or precise; UJ = Not detected, reporting limit may not be accurate or precise; B = Not detected substantially above the level reported in the laboratory or field blanks. Samples identified as BED1 were collected after the first carbon bed. Samples identified as BED2 were collected after the second carbon bed and represent the treated water. All other samples collected were prior to Chemours treatment. Samples identified with -D or -DUP are duplicate samples. Starting with the 3Q20 samples, the samples are analyzed by USEPA Method 537.1. Prior to 3Q20, the samples were analyzed by a modified method 537. QREP = Qualification Re-Evaluation Program.

**Table 2. Residential Granular Activated Carbon (GAC) Treatment System  
Results – Chemours Chambers Works, Deepwater, New Jersey**

Field Sample ID	Date	PFOA	PFOS	PFNA	Comments
PT	7/12/2022	0.057 J	0.0068 J	0.0071 J	
BED1	7/12/2022	0.0064	<0.0020	<0.0020	
BED2	7/12/2022	<0.0020	<0.0020	<0.0020	
BED1	4/13/2022	0.024	0.0022	<0.0020	
BED2	4/13/2022	<0.0020	<0.0020	<0.0020	
BED1	1/25/2022	0.021	<0.0020	<0.0020	
BED2	1/25/2022	<0.0020	<0.0020	<0.0020	
BED1	11/11/2021	0.0032	<0.0020	<0.0020	
BED2	11/11/2021	<0.0020	<0.0020	<0.0020	
PT	7/23/2021	0.028	0.0028	0.0022	
BED1	7/23/2021	<0.0020	<0.0020	<0.0020	
BED1-DUP	7/23/2021	<0.0020	<0.0020	<0.0020	
BED1	4/23/2021	<0.0020	<0.0020	<0.0020	
BED1	11/11/2020	<0.0020	<0.0020	<0.0020	Carbon Changeout 10/29/2020.
PT	9/14/2020	0.056 J	0.0073 J	0.0059 J	GAC installed by NJDEP 11/29/2017.
BED1	9/14/2020	0.040 J	0.0047 J	0.0037 J	
BED2	9/14/2020	0.012 J	<0.0020 UJ	<0.0020 UJ	

Concentrations in ug/L. Concentrations are rounded by the laboratory and reported to two significant figures. For samples collected prior to 10/1/2013, results for PFOA are reported under the following protocol: ND < LOD < NQ < LOQ where ND = Not Detected, NQ = Not Quantifiable, LOD = Limit of Detection, LOQ = Limit of Quantitation; the LOD/LOQ may have varied by instrument and quarter. For samples collected after 10/1/2013, samples are reported to a reporting limit (RL) of 0.0050 ug/L for PFOA. For samples collected after 6/30/2016, each target compound RL is 0.0020 ug/L. J = Analyte present, reported value may not be accurate or precise; UJ = Not detected, reporting limit may not be accurate or precise; B = Not detected substantially above the level reported in the laboratory or field blanks. Samples identified as BED1 were collected after the first carbon bed. Samples identified as BED2 were collected after the second carbon bed and represent the treated water. All other samples collected were prior to Chemours treatment. Samples identified with -D or -DUP are duplicate samples. Starting with the 3Q20 samples, the samples are analyzed by USEPA Method 537.1. Prior to 3Q20, the samples were analyzed by a modified method 537. QREP = Qualification Re-Evaluation Program.

**Table 2. Residential Granular Activated Carbon (GAC) Treatment System  
Results – Chemours Chambers Works, Deepwater, New Jersey**

Field Sample ID	Date	PFOA	PFOS	PFNA	Comments
<b>Location: 466</b>					
BED1	11/17/2022	<0.0020	<0.0020	<0.0020	Carbon Changeout 11/17/2022 - 5yr.
PT	9/13/2022	0.022	<0.0020	<0.0020	
BED1	9/13/2022	<0.0020	<0.0020	<0.0020	
BED1	6/15/2022	<0.0020	<0.0020	<0.0020	
BED1-DUP	6/15/2022	<0.0020	<0.0020	<0.0020	
BED1	3/14/2022	<0.0020	<0.0020	<0.0020	
BED1-DUP	3/14/2022	<0.0020	<0.0020	<0.0020	
BED1	11/29/2021	<0.0020	<0.0020	<0.0020	
PT	9/15/2021	0.0074	<0.0020	<0.0020	
BED1	9/15/2021	<0.0020	<0.0020	<0.0020	
BED1	5/26/2021	<0.0020	<0.0020	<0.0020	
BED1	2/25/2021	<0.0020	<0.0020	<0.0020	
PT	9/28/2020	0.013	<0.0020	<0.0020	GAC installed by NJDEP 12/06/2017.
BED1	9/28/2020	<0.0020	<0.0020	<0.0020	
<b>Location: 467</b>					
BED1	10/3/2022	<0.0020	<0.0020	<0.0020	
PT	7/11/2022	0.037	<0.0020	0.0024	

Concentrations in ug/L. Concentrations are rounded by the laboratory and reported to two significant figures. For samples collected prior to 10/1/2013, results for PFOA are reported under the following protocol: ND < LOD < NQ < LOQ where ND = Not Detected, NQ = Not Quantifiable, LOD = Limit of Detection, LOQ = Limit of Quantitation; the LOD/LOQ may have varied by instrument and quarter. For samples collected after 10/1/2013, samples are reported to a reporting limit (RL) of 0.0050 ug/L for PFOA. For samples collected after 6/30/2016, each target compound RL is 0.0020 ug/L. J = Analyte present, reported value may not be accurate or precise; UJ = Not detected, reporting limit may not be accurate or precise; B = Not detected substantially above the level reported in the laboratory or field blanks. Samples identified as BED1 were collected after the first carbon bed. Samples identified as BED2 were collected after the second carbon bed and represent the treated water. All other samples collected were prior to Chemours treatment. Samples identified with -D or -DUP are duplicate samples. Starting with the 3Q20 samples, the samples are analyzed by USEPA Method 537.1. Prior to 3Q20, the samples were analyzed by a modified method 537. QREP = Qualification Re-Evaluation Program.

**Table 2. Residential Granular Activated Carbon (GAC) Treatment System  
Results – Chemours Chambers Works, Deepwater, New Jersey**

Field Sample ID	Date	PFOA	PFOS	PFNA	Comments
BED1	7/11/2022	<0.0020	<0.0020	<0.0020	
BED1	6/2/2022	<0.0020	<0.0020	<0.0020	
BED1	3/9/2022	<0.0020	<0.0020	<0.0020	
PT	11/17/2021	0.031	<0.0020	0.0020	
BED1	11/17/2021	<0.0020	<0.0020	<0.0020	
BED1	6/28/2021	<0.0020	<0.0020	<0.0020	
BED1	3/9/2021	<0.0020	<0.0020	<0.0020	
BED1	12/8/2020	<0.0020	<0.0020	<0.0020	
PT	9/29/2020	0.042	<0.0020	0.0024	GAC installed by NJDEP 11/30/2017.
BED1	9/29/2020	<0.0020	<0.0020	<0.0020	
<b>Location: 468</b>					
BED1	10/7/2022	<0.0020	<0.0020	<0.0020	Carbon Changeout 08/11/2022 - 5yr.
PT	7/13/2022	0.022	<0.0020	0.0042	
BED1	7/13/2022	<0.0020	<0.0020	<0.0020	
BED1	4/13/2022	<0.0020 UJ	<0.0020 UJ	<0.0020 UJ	
BED1	1/20/2022	<0.0020	<0.0020	<0.0020	
BED1	10/18/2021	<0.0020	<0.0020	<0.0020	
PT	8/2/2021	0.028	<0.0020	0.0050	

Concentrations in ug/L. Concentrations are rounded by the laboratory and reported to two significant figures. For samples collected prior to 10/1/2013, results for PFOA are reported under the following protocol: ND < LOD < NQ < LOQ where ND = Not Detected, NQ = Not Quantifiable, LOD = Limit of Detection, LOQ = Limit of Quantitation; the LOD/LOQ may have varied by instrument and quarter. For samples collected after 10/1/2013, samples are reported to a reporting limit (RL) of 0.0050 ug/L for PFOA. For samples collected after 6/30/2016, each target compound RL is 0.0020 ug/L. J = Analyte present, reported value may not be accurate or precise; UJ = Not detected, reporting limit may not be accurate or precise; B = Not detected substantially above the level reported in the laboratory or field blanks. Samples identified as BED1 were collected after the first carbon bed. Samples identified as BED2 were collected after the second carbon bed and represent the treated water. All other samples collected were prior to Chemours treatment. Samples identified with -D or -DUP are duplicate samples. Starting with the 3Q20 samples, the samples are analyzed by USEPA Method 537.1. Prior to 3Q20, the samples were analyzed by a modified method 537. QREP = Qualification Re-Evaluation Program.

**Table 2. Residential Granular Activated Carbon (GAC) Treatment System  
Results – Chemours Chambers Works, Deepwater, New Jersey**

Field Sample ID	Date	PFOA	PFOS	PFNA	Comments
BED1	8/2/2021	<0.0020	<0.0020	<0.0020	
BED1-DUP	8/2/2021	<0.0020	<0.0020	<0.0020	
BED1	5/10/2021	<0.0020	<0.0020	<0.0020	
BED1	2/11/2021	<0.0020	<0.0020	<0.0020	
BED1	11/11/2020	<0.0020	<0.0020	<0.0020	
PT	9/14/2020	0.023	<0.0020	0.0043	GAC installed by NJDEP 12/11/2017.
BED1	9/14/2020	<0.0020	<0.0020	<0.0020	
<b>Location: 469</b>					
BED1	12/22/2022	0.0089	<0.0020	<0.0020	
BED2	12/22/2022	<0.0020	<0.0020	<0.0020	
PT	7/13/2022	0.050	<0.0020	0.0090	
BED1	7/13/2022	0.0079	<0.0020	<0.0020	
BED2	7/13/2022	<0.0020	<0.0020	<0.0020	
BED1	5/25/2022	0.0072	<0.0020	<0.0020	
BED2	5/25/2022	<0.0020	<0.0020	<0.0020	
BED1	3/2/2022	0.0075	<0.0020	<0.0020	
BED2	3/2/2022	<0.0020	<0.0020	<0.0020	
BED1	11/5/2021	0.0047	<0.0020	<0.0020	

Concentrations in ug/L. Concentrations are rounded by the laboratory and reported to two significant figures. For samples collected prior to 10/1/2013, results for PFOA are reported under the following protocol: ND < LOD < NQ < LOQ where ND = Not Detected, NQ = Not Quantifiable, LOD = Limit of Detection, LOQ = Limit of Quantitation; the LOD/LOQ may have varied by instrument and quarter. For samples collected after 10/1/2013, samples are reported to a reporting limit (RL) of 0.0050 ug/L for PFOA. For samples collected after 6/30/2016, each target compound RL is 0.0020 ug/L. J = Analyte present, reported value may not be accurate or precise; UJ = Not detected, reporting limit may not be accurate or precise; B = Not detected substantially above the level reported in the laboratory or field blanks. Samples identified as BED1 were collected after the first carbon bed. Samples identified as BED2 were collected after the second carbon bed and represent the treated water. All other samples collected were prior to Chemours treatment. Samples identified with -D or -DUP are duplicate samples. Starting with the 3Q20 samples, the samples are analyzed by USEPA Method 537.1. Prior to 3Q20, the samples were analyzed by a modified method 537. QREP = Qualification Re-Evaluation Program.

**Table 2. Residential Granular Activated Carbon (GAC) Treatment System  
Results – Chemours Chambers Works, Deepwater, New Jersey**

Field Sample ID	Date	PFOA	PFOS	PFNA	Comments
BED1-DUP	11/5/2021	0.0060	<0.0020	<0.0020	
BED2	11/5/2021	<0.0020	<0.0020	<0.0020	
PT	8/23/2021	0.058	<0.0020	0.011	
BED1	8/23/2021	0.0044	<0.0020	<0.0020	
BED2	8/23/2021	<0.0020	<0.0020	<0.0020	
BED1	5/19/2021	0.0045	<0.0020	<0.0020	
BED2	5/19/2021	<0.0020	<0.0020	<0.0020	
BED1	2/16/2021	0.0032	<0.0020	<0.0020	
BED1-DUP	2/16/2021	0.0023	<0.0020	<0.0020	
BED2	2/16/2021	<0.0020	<0.0020	<0.0020	
BED1	11/11/2020	0.0029 J	<0.0020	<0.0020	
BED1-DUP	11/11/2020	0.0063 J	<0.0020	<0.0020	
PT	9/16/2020	0.051	<0.0020	0.0083	GAC installed by NJDEP 04/05/2018.
BED1	9/16/2020	<0.0020	<0.0020	<0.0020	
BED1-DUP	9/16/2020	0.0021	<0.0020	<0.0020	
<b>Location: 470</b>					
BED1	10/21/2022	<0.0020	<0.0020	<0.0020	
PT	7/25/2022	0.042	<0.0020	0.0058	

Concentrations in ug/L. Concentrations are rounded by the laboratory and reported to two significant figures. For samples collected prior to 10/1/2013, results for PFOA are reported under the following protocol: ND < LOD < NQ < LOQ where ND = Not Detected, NQ = Not Quantifiable, LOD = Limit of Detection, LOQ = Limit of Quantitation; the LOD/LOQ may have varied by instrument and quarter. For samples collected after 10/1/2013, samples are reported to a reporting limit (RL) of 0.0050 ug/L for PFOA. For samples collected after 6/30/2016, each target compound RL is 0.0020 ug/L. J = Analyte present, reported value may not be accurate or precise; UJ = Not detected, reporting limit may not be accurate or precise; B = Not detected substantially above the level reported in the laboratory or field blanks. Samples identified as BED1 were collected after the first carbon bed. Samples identified as BED2 were collected after the second carbon bed and represent the treated water. All other samples collected were prior to Chemours treatment. Samples identified with -D or -DUP are duplicate samples. Starting with the 3Q20 samples, the samples are analyzed by USEPA Method 537.1. Prior to 3Q20, the samples were analyzed by a modified method 537. QREP = Qualification Re-Evaluation Program.

**Table 2. Residential Granular Activated Carbon (GAC) Treatment System  
Results – Chemours Chambers Works, Deepwater, New Jersey**

Field Sample ID	Date	PFOA	PFOS	PFNA	Comments
BED1	7/25/2022	<0.0020	<0.0020	<0.0020	
BED1	5/16/2022	<0.0020	<0.0020	<0.0020	
BED1-DUP	5/16/2022	0.0023	<0.0020	<0.0020	
BED2	5/16/2022	<0.0020	<0.0020	<0.0020	
BED1	2/15/2022	0.0022	<0.0020	<0.0020	
BED1-DUP	2/15/2022	0.0033	<0.0020	<0.0020	
BED2	2/15/2022	<0.0020	<0.0020	<0.0020	
BED1	11/16/2021	<0.0020	<0.0020	<0.0020	
PT	8/30/2021	0.053	<0.0020	0.0045	
BED1	8/30/2021	<0.0020	<0.0020	<0.0020	
BED1	5/17/2021	<0.0020	<0.0020	<0.0020	
BED1	2/15/2021	<0.0020	<0.0020	<0.0020	
BED1	11/11/2020	<0.0020	<0.0020	<0.0020	
PT	9/15/2020	0.049	<0.0020	0.0024	GAC installed by NJDEP 03/27/2018.
BED1	9/15/2020	<0.0020	<0.0020	<0.0020	
<b>Location: 471</b>					
PT	7/11/2022	0.012	0.0029	0.0096	
BED1	7/11/2022	<0.0020	<0.0020	<0.0020	

Concentrations in ug/L. Concentrations are rounded by the laboratory and reported to two significant figures. For samples collected prior to 10/1/2013, results for PFOA are reported under the following protocol: ND < LOD < NQ < LOQ where ND = Not Detected, NQ = Not Quantifiable, LOD = Limit of Detection, LOQ = Limit of Quantitation; the LOD/LOQ may have varied by instrument and quarter. For samples collected after 10/1/2013, samples are reported to a reporting limit (RL) of 0.0050 ug/L for PFOA. For samples collected after 6/30/2016, each target compound RL is 0.0020 ug/L. J = Analyte present, reported value may not be accurate or precise; UJ = Not detected, reporting limit may not be accurate or precise; B = Not detected substantially above the level reported in the laboratory or field blanks. Samples identified as BED1 were collected after the first carbon bed. Samples identified as BED2 were collected after the second carbon bed and represent the treated water. All other samples collected were prior to Chemours treatment. Samples identified with -D or -DUP are duplicate samples. Starting with the 3Q20 samples, the samples are analyzed by USEPA Method 537.1. Prior to 3Q20, the samples were analyzed by a modified method 537. QREP = Qualification Re-Evaluation Program.



**Table 2. Residential Granular Activated Carbon (GAC) Treatment System  
Results – Chemours Chambers Works, Deepwater, New Jersey**

Field Sample ID	Date	PFOA	PFOS	PFNA	Comments
BED1	5/23/2022	<0.0020	<0.0020	<0.0020	
BED1	2/28/2022	<0.0020	<0.0020	<0.0020	
BED1	11/22/2021	<0.0020	<0.0020	<0.0020	Carbon Changeout 12/22/2021 - 5yr.
PT	9/9/2021	0.019	0.0039	0.015	
BED1	9/9/2021	<0.0020	<0.0020	<0.0020	
BED1	6/4/2021	<0.0020	<0.0020	<0.0020	
BED1	3/10/2021	<0.0020	<0.0020	<0.0020	
BED1	11/16/2020	<0.0020	<0.0020	<0.0020	
PT	9/21/2020	0.019	0.0054	0.016	GAC installed by NJDEP 10/03/2016.
BED1	9/21/2020	<0.0020	<0.0020	<0.0020	
<b>Location: 472</b>					
BED1	10/4/2022	0.0032	<0.0020	<0.0020	
BED2	10/4/2022	<0.0020	<0.0020	<0.0020	
PT	7/7/2022	0.019	0.0035 J	0.0076	
BED1	7/7/2022	0.0032	<0.0020	<0.0020	
BED2	7/7/2022	<0.0020	<0.0020	<0.0020	
BED1	4/12/2022	0.0038	<0.0020	<0.0020	
BED2	4/12/2022	<0.0020	<0.0020	<0.0020	

Concentrations in ug/L. Concentrations are rounded by the laboratory and reported to two significant figures. For samples collected prior to 10/1/2013, results for PFOA are reported under the following protocol: ND < LOD < NQ < LOQ where ND = Not Detected, NQ = Not Quantifiable, LOD = Limit of Detection, LOQ = Limit of Quantitation; the LOD/LOQ may have varied by instrument and quarter. For samples collected after 10/1/2013, samples are reported to a reporting limit (RL) of 0.0050 ug/L for PFOA. For samples collected after 6/30/2016, each target compound RL is 0.0020 ug/L. J = Analyte present, reported value may not be accurate or precise; UJ = Not detected, reporting limit may not be accurate or precise; B = Not detected substantially above the level reported in the laboratory or field blanks. Samples identified as BED1 were collected after the first carbon bed. Samples identified as BED2 were collected after the second carbon bed and represent the treated water. All other samples collected were prior to Chemours treatment. Samples identified with -D or -DUP are duplicate samples. Starting with the 3Q20 samples, the samples are analyzed by USEPA Method 537.1. Prior to 3Q20, the samples were analyzed by a modified method 537. QREP = Qualification Re-Evaluation Program.

**Table 2. Residential Granular Activated Carbon (GAC) Treatment System  
Results – Chemours Chambers Works, Deepwater, New Jersey**

Field Sample ID	Date	PFOA	PFOS	PFNA	Comments
BED1	1/18/2022	0.0057	<0.0020	<0.0020	
BED2	1/18/2022	<0.0020	<0.0020	<0.0020	
BED1	10/11/2021	0.0027	<0.0020	<0.0020	
BED2	10/11/2021	<0.0020	<0.0020	<0.0020	
PT	7/21/2021	0.019	0.0034	0.0088	
BED1	7/21/2021	0.0071	<0.0020	0.0022	
BED2	7/21/2021	<0.0020	<0.0020	<0.0020	
BED1	4/22/2021	<0.0020	<0.0020	<0.0020	
BED1	2/1/2021	0.0050	<0.0020	<0.0020	
BED1-DUP	2/1/2021	0.0049	<0.0020	<0.0020	
BED2	2/1/2021	<0.0020	<0.0020	<0.0020	
PT	10/20/2020	0.036 J	0.0042 J	0.011	GAC installed by NJDEP 01/24/2018.
BED1	10/20/2020	0.0038 J	<0.0020	<0.0020	
<b>Location: 474</b>					
BED1	10/5/2022	0.031	<0.0020	0.0095	
BED2	10/5/2022	<0.0020	<0.0020	<0.0020	
PT	7/5/2022	0.053	0.0029	0.028	
BED1	7/5/2022	0.045	<0.0020	0.018	

Concentrations in ug/L. Concentrations are rounded by the laboratory and reported to two significant figures. For samples collected prior to 10/1/2013, results for PFOA are reported under the following protocol: ND < LOD < NQ < LOQ where ND = Not Detected, NQ = Not Quantifiable, LOD = Limit of Detection, LOQ = Limit of Quantitation; the LOD/LOQ may have varied by instrument and quarter. For samples collected after 10/1/2013, samples are reported to a reporting limit (RL) of 0.0050 ug/L for PFOA. For samples collected after 6/30/2016, each target compound RL is 0.0020 ug/L. J = Analyte present, reported value may not be accurate or precise; UJ = Not detected, reporting limit may not be accurate or precise; B = Not detected substantially above the level reported in the laboratory or field blanks. Samples identified as BED1 were collected after the first carbon bed. Samples identified as BED2 were collected after the second carbon bed and represent the treated water. All other samples collected were prior to Chemours treatment. Samples identified with -D or -DUP are duplicate samples. Starting with the 3Q20 samples, the samples are analyzed by USEPA Method 537.1. Prior to 3Q20, the samples were analyzed by a modified method 537. QREP = Qualification Re-Evaluation Program.

**Table 2. Residential Granular Activated Carbon (GAC) Treatment System  
Results – Chemours Chambers Works, Deepwater, New Jersey**

Field Sample ID	Date	PFOA	PFOS	PFNA	Comments
BED2	7/5/2022	<0.0020	<0.0020	<0.0020	
BED1	5/11/2022	0.037	<0.0020	0.011	
BED2	5/11/2022	<0.0020	<0.0020	<0.0020	
BED1	2/14/2022	0.030	<0.0020	0.010	
BED2	2/14/2022	<0.0020	<0.0020	<0.0020	
BED1	11/15/2021	0.052	<0.0020	0.018	Carbon Changeout 10/19/2021 - 5yr.
BED2	11/15/2021	<0.0020	<0.0020	<0.0020	Carbon Changeout 10/19/2021 - 5yr.
PT	9/7/2021	0.061	0.0028	0.028	
BED1	9/7/2021	0.034	<0.0020	0.0093	
BED2	9/7/2021	<0.0020	<0.0020	<0.0020	
BED1	5/24/2021	0.013	<0.0020	0.0035	
BED2	5/24/2021	<0.0020	<0.0020	<0.0020	
BED1	2/26/2021	0.015	<0.0020	0.0033	
BED2	2/26/2021	<0.0020	<0.0020	<0.0020	
BED1	12/7/2020	0.011	<0.0020	0.0031	
PT	9/30/2020	0.070	0.0035	0.027	GAC installed by NJDEP 04/15/2016.
BED1	9/30/2020	0.0059 J	<0.0020	<0.0020	
BED1-DUP	9/30/2020	0.010 J	<0.0020	<0.0020	

Concentrations in ug/L. Concentrations are rounded by the laboratory and reported to two significant figures. For samples collected prior to 10/1/2013, results for PFOA are reported under the following protocol: ND < LOD < NQ < LOQ where ND = Not Detected, NQ = Not Quantifiable, LOD = Limit of Detection, LOQ = Limit of Quantitation; the LOD/LOQ may have varied by instrument and quarter. For samples collected after 10/1/2013, samples are reported to a reporting limit (RL) of 0.0050 ug/L for PFOA. For samples collected after 6/30/2016, each target compound RL is 0.0020 ug/L. J = Analyte present, reported value may not be accurate or precise; UJ = Not detected, reporting limit may not be accurate or precise; B = Not detected substantially above the level reported in the laboratory or field blanks. Samples identified as BED1 were collected after the first carbon bed. Samples identified as BED2 were collected after the second carbon bed and represent the treated water. All other samples collected were prior to Chemours treatment. Samples identified with -D or -DUP are duplicate samples. Starting with the 3Q20 samples, the samples are analyzed by USEPA Method 537.1. Prior to 3Q20, the samples were analyzed by a modified method 537. QREP = Qualification Re-Evaluation Program.

**Table 2. Residential Granular Activated Carbon (GAC) Treatment System  
Results – Chemours Chambers Works, Deepwater, New Jersey**

Field Sample ID	Date	PFOA	PFOS	PFNA	Comments
<b>Location: 475</b>					
BED1	10/31/2022	<0.0020	<0.0020	<0.0020	
PT	8/11/2022	0.049	0.0040	0.029	
BED1	8/11/2022	<0.0020	<0.0020	<0.0020	
BED1	6/22/2022	<0.0020 UJ	<0.0020 UJ	<0.0020 UJ	
BED1	3/9/2022	<0.0020	<0.0020	<0.0020	
BED1	12/7/2021	<0.0020	<0.0020	<0.0020	
PT	9/14/2021	0.054	0.0057	0.045	Carbon Changeout 09/14/2021 - 5yr.
BED1	9/14/2021	<0.0020	<0.0020	<0.0020	Carbon Changeout 09/14/2021 - 5yr.
BED1	6/9/2021	<0.0020	<0.0020	<0.0020	
BED1	3/23/2021	<0.0020	<0.0020	<0.0020	
PT	11/19/2020	0.064	0.0045	0.032	GAC installed by NJDEP 11/09/2015.
BED1	11/19/2020	0.0020	<0.0020	<0.0020	
<b>Location: 480</b>					
BED1	12/20/2022	<0.0020	<0.0020	<0.0020	
PT	8/24/2022	0.058	0.0029	0.0057	
BED1	8/24/2022	<0.0020	<0.0020	<0.0020	
BED1	5/18/2022	<0.0020	<0.0020	<0.0020	

Concentrations in ug/L. Concentrations are rounded by the laboratory and reported to two significant figures. For samples collected prior to 10/1/2013, results for PFOA are reported under the following protocol: ND < LOD < NQ < LOQ where ND = Not Detected, NQ = Not Quantifiable, LOD = Limit of Detection, LOQ = Limit of Quantitation; the LOD/LOQ may have varied by instrument and quarter. For samples collected after 10/1/2013, samples are reported to a reporting limit (RL) of 0.0050 ug/L for PFOA. For samples collected after 6/30/2016, each target compound RL is 0.0020 ug/L. J = Analyte present, reported value may not be accurate or precise; UJ = Not detected, reporting limit may not be accurate or precise; B = Not detected substantially above the level reported in the laboratory or field blanks. Samples identified as BED1 were collected after the first carbon bed. Samples identified as BED2 were collected after the second carbon bed and represent the treated water. All other samples collected were prior to Chemours treatment. Samples identified with -D or -DUP are duplicate samples. Starting with the 3Q20 samples, the samples are analyzed by USEPA Method 537.1. Prior to 3Q20, the samples were analyzed by a modified method 537. QREP = Qualification Re-Evaluation Program.

**Table 2. Residential Granular Activated Carbon (GAC) Treatment System  
Results – Chemours Chambers Works, Deepwater, New Jersey**

Field Sample ID	Date	PFOA	PFOS	PFNA	Comments
BED1	2/23/2022	<0.0020	<0.0020	<0.0020	
BED1	11/30/2021	<0.0020	<0.0020	<0.0020	
PT	9/1/2021	0.073	0.0033 J	0.0067	
BED1	9/1/2021	<0.0020	<0.0020	<0.0020	
BED1	5/24/2021	<0.0020	<0.0020	<0.0020	
BED1	3/5/2021	<0.0020	<0.0020	<0.0020	
	9/22/2020	0.066	0.0043	0.0055	GAC installed 11/20/2020.
<b>Location: 484</b>					
BED1	12/20/2022	<0.0020	<0.0020	<0.0020	
PT	7/6/2022	0.048	0.019 J	0.014	
BED1	7/6/2022	<0.0020	<0.0020	<0.0020	
BED1	5/25/2022	<0.0020	<0.0020	<0.0020	
BED1	2/24/2022	<0.0020	<0.0020	<0.0020	
BED1	11/23/2021	<0.0020	<0.0020	<0.0020	Carbon Changeout 11/23/2021 - results driven.
PT	9/3/2021	0.048	0.015	0.011	
BED1	9/3/2021	0.029	0.0056	0.0052	
BED1-DUP	9/3/2021	0.024	0.0048	0.0043	
BED2	9/3/2021	0.0078	<0.0020	<0.0020	

Concentrations in ug/L. Concentrations are rounded by the laboratory and reported to two significant figures. For samples collected prior to 10/1/2013, results for PFOA are reported under the following protocol: ND < LOD < NQ < LOQ where ND = Not Detected, NQ = Not Quantifiable, LOD = Limit of Detection, LOQ = Limit of Quantitation; the LOD/LOQ may have varied by instrument and quarter. For samples collected after 10/1/2013, samples are reported to a reporting limit (RL) of 0.0050 ug/L for PFOA. For samples collected after 6/30/2016, each target compound RL is 0.0020 ug/L. J = Analyte present, reported value may not be accurate or precise; UJ = Not detected, reporting limit may not be accurate or precise; B = Not detected substantially above the level reported in the laboratory or field blanks. Samples identified as BED1 were collected after the first carbon bed. Samples identified as BED2 were collected after the second carbon bed and represent the treated water. All other samples collected were prior to Chemours treatment. Samples identified with -D or -DUP are duplicate samples. Starting with the 3Q20 samples, the samples are analyzed by USEPA Method 537.1. Prior to 3Q20, the samples were analyzed by a modified method 537. QREP = Qualification Re-Evaluation Program.

**Table 2. Residential Granular Activated Carbon (GAC) Treatment System  
Results – Chemours Chambers Works, Deepwater, New Jersey**

Field Sample ID	Date	PFOA	PFOS	PFNA	Comments
BED1	5/5/2021	<0.0020	<0.0020	<0.0020	
BED1	2/4/2021	<0.0020	<0.0020	<0.0020	
PT	11/24/2020	0.040	0.011	0.0054	GAC installed by NJDEP 12/05/2017.
BED1	10/21/2020	<0.0020	<0.0020	<0.0020	
<b>Location: 485</b>					
BED1	12/29/2022	<0.0020	<0.0020	<0.0020	
PT	7/11/2022	0.059	0.020	0.033	
BED1	7/11/2022	<0.0020	<0.0020	<0.0020	
BED1	6/1/2022	0.0020	<0.0020	<0.0020	
BED2	6/1/2022	<0.0020	<0.0020	<0.0020	
BED1	3/2/2022	<0.0020	<0.0020	<0.0020	
BED1	12/6/2021	0.0021	<0.0020	<0.0020	
BED2	12/6/2021	<0.0020	<0.0020	<0.0020	
PT	9/3/2021	0.083	0.016	0.031	
BED1	9/3/2021	<0.0020	<0.0020	<0.0020	
BED1	6/23/2021	<0.0020	<0.0020	<0.0020	
BED1	3/17/2021	<0.0020	<0.0020	<0.0020	Carbon Changeout 02/12/2021 - 5yr.
PT	12/7/2020	0.069	0.013 J	0.029	GAC installed by NJDEP 12/01/2015.

Concentrations in ug/L. Concentrations are rounded by the laboratory and reported to two significant figures. For samples collected prior to 10/1/2013, results for PFOA are reported under the following protocol: ND < LOD < NQ < LOQ where ND = Not Detected, NQ = Not Quantifiable, LOD = Limit of Detection, LOQ = Limit of Quantitation; the LOD/LOQ may have varied by instrument and quarter. For samples collected after 10/1/2013, samples are reported to a reporting limit (RL) of 0.0050 ug/L for PFOA. For samples collected after 6/30/2016, each target compound RL is 0.0020 ug/L. J = Analyte present, reported value may not be accurate or precise; UJ = Not detected, reporting limit may not be accurate or precise; B = Not detected substantially above the level reported in the laboratory or field blanks. Samples identified as BED1 were collected after the first carbon bed. Samples identified as BED2 were collected after the second carbon bed and represent the treated water. All other samples collected were prior to Chemours treatment. Samples identified with -D or -DUP are duplicate samples. Starting with the 3Q20 samples, the samples are analyzed by USEPA Method 537.1. Prior to 3Q20, the samples were analyzed by a modified method 537. QREP = Qualification Re-Evaluation Program.

**Table 2. Residential Granular Activated Carbon (GAC) Treatment System  
Results – Chemours Chambers Works, Deepwater, New Jersey**

Field Sample ID	Date	PFOA	PFOS	PFNA	Comments
BED1	12/7/2020	<0.0020	<0.0020	<0.0020	
<b>Location: 488</b>					
BED1	10/6/2022	<0.0020	<0.0020	<0.0020	Carbon Changeout 11/15/2022 - 5yr.
PT	7/12/2022	0.011	0.0046	<0.0020	
BED1	7/12/2022	<0.0020	<0.0020	<0.0020	
BED1	6/2/2022	<0.0020	<0.0020	<0.0020	
BED1	3/3/2022	<0.0020	<0.0020	<0.0020	
BED1	12/1/2021	<0.0020	<0.0020	<0.0020	
PT	9/14/2021	0.015	0.0058	<0.0020	
BED1	9/14/2021	0.0027	<0.0020	<0.0020	
BED2	9/14/2021	<0.0020	<0.0020	<0.0020	
BED1	5/27/2021	<0.0020	<0.0020	<0.0020	
BED1	3/11/2021	<0.0020	<0.0020	<0.0020	
PT	11/18/2020	0.016	0.0063	<0.0020	GAC installed by NJDEP 12/07/2017.
BED1	11/18/2020	0.0045	<0.0020	<0.0020	
<b>Location: 489</b>					
BED1	10/3/2022	<0.0020	<0.0020	<0.0020	
PT	7/7/2022	0.022	<0.0020	0.0055	

Concentrations in ug/L. Concentrations are rounded by the laboratory and reported to two significant figures. For samples collected prior to 10/1/2013, results for PFOA are reported under the following protocol: ND < LOD < NQ < LOQ where ND = Not Detected, NQ = Not Quantifiable, LOD = Limit of Detection, LOQ = Limit of Quantitation; the LOD/LOQ may have varied by instrument and quarter. For samples collected after 10/1/2013, samples are reported to a reporting limit (RL) of 0.0050 ug/L for PFOA. For samples collected after 6/30/2016, each target compound RL is 0.0020 ug/L. J = Analyte present, reported value may not be accurate or precise; UJ = Not detected, reporting limit may not be accurate or precise; B = Not detected substantially above the level reported in the laboratory or field blanks. Samples identified as BED1 were collected after the first carbon bed. Samples identified as BED2 were collected after the second carbon bed and represent the treated water. All other samples collected were prior to Chemours treatment. Samples identified with -D or -DUP are duplicate samples. Starting with the 3Q20 samples, the samples are analyzed by USEPA Method 537.1. Prior to 3Q20, the samples were analyzed by a modified method 537. QREP = Qualification Re-Evaluation Program.

**Table 2. Residential Granular Activated Carbon (GAC) Treatment System  
Results – Chemours Chambers Works, Deepwater, New Jersey**

<b>Field Sample ID</b>	<b>Date</b>	<b>PFOA</b>	<b>PFOS</b>	<b>PFNA</b>	<b>Comments</b>
BED1	7/7/2022	<0.0020	<0.0020	<0.0020	
BED1	5/2/2022	<0.0020	<0.0020	<0.0020	
BED1	2/3/2022	<0.0020	<0.0020	<0.0020	
BED1	10/11/2021	<0.0020	<0.0020	<0.0020	
PT	7/8/2021	0.011	<0.0020	<0.0020	
BED1	7/8/2021	<0.0020	<0.0020	<0.0020	
BED1	4/9/2021	<0.0020	<0.0020	<0.0020	
BED1	1/21/2021	<0.0020	<0.0020	<0.0020	
PT	11/18/2020	0.0098	<0.0020	<0.0020	GAC installed by NJDEP 12/12/2017.
BED1	11/18/2020	<0.0020	<0.0020	<0.0020	
<b>Location: 490</b>					
BED1	11/15/2022	<0.0020	<0.0020	<0.0020	
PT	7/18/2022	0.057	0.0046	0.026	
BED1	7/18/2022	<0.0020	<0.0020	<0.0020	
BED1	6/20/2022	<0.0020	<0.0020	<0.0020	
BED1	2/28/2022	<0.0020	<0.0020	<0.0020	
BED1	12/6/2021	<0.0020	<0.0020	<0.0020	Carbon Changeout 10/07/2021 - 5yr.
PT	8/3/2021	0.051	0.0061	0.021	

Concentrations in ug/L. Concentrations are rounded by the laboratory and reported to two significant figures. For samples collected prior to 10/1/2013, results for PFOA are reported under the following protocol: ND < LOD < NQ < LOQ where ND = Not Detected, NQ = Not Quantifiable, LOD = Limit of Detection, LOQ = Limit of Quantitation; the LOD/LOQ may have varied by instrument and quarter. For samples collected after 10/1/2013, samples are reported to a reporting limit (RL) of 0.0050 ug/L for PFOA. For samples collected after 6/30/2016, each target compound RL is 0.0020 ug/L. J = Analyte present, reported value may not be accurate or precise; UJ = Not detected, reporting limit may not be accurate or precise; B = Not detected substantially above the level reported in the laboratory or field blanks. Samples identified as BED1 were collected after the first carbon bed. Samples identified as BED2 were collected after the second carbon bed and represent the treated water. All other samples collected were prior to Chemours treatment. Samples identified with -D or -DUP are duplicate samples. Starting with the 3Q20 samples, the samples are analyzed by USEPA Method 537.1. Prior to 3Q20, the samples were analyzed by a modified method 537. QREP = Qualification Re-Evaluation Program.



**Table 2. Residential Granular Activated Carbon (GAC) Treatment System  
Results – Chemours Chambers Works, Deepwater, New Jersey**

Field Sample ID	Date	PFOA	PFOS	PFNA	Comments
BED1	8/3/2021	<0.0020	<0.0020	<0.0020	
BED1	4/30/2021	<0.0020	<0.0020	<0.0020	
BED1	2/1/2021	0.0038	<0.0020	<0.0020	
BED2	2/1/2021	<0.0020	<0.0020	<0.0020	
PT	10/22/2020	0.064	0.0069	0.027	GAC installed by NJDEP 03/01/2016.
BED1	10/22/2020	<0.0020	<0.0020	<0.0020	
<b>Location: 491</b>					
BED1	12/8/2022	<0.0020	<0.0020	<0.0020	Carbon Changeout 12/08/2022 - 5yr.
PT	7/12/2022	0.041	0.0033	0.011	
BED1	7/12/2022	0.012	<0.0020	<0.0020	
BED2	7/12/2022	<0.0020	<0.0020	<0.0020	
BED1	5/16/2022	0.011	<0.0020	<0.0020	
BED2	5/16/2022	<0.0020	<0.0020	<0.0020	
BED1	3/29/2022	<0.0020	<0.0020	<0.0020	
BED1-DUP	3/29/2022	0.0024	<0.0020	<0.0020	
BED2	3/29/2022	<0.0020	<0.0020	<0.0020	
BED1	12/28/2021	<0.0020	<0.0020	<0.0020	
BED1-DUP	12/28/2021	<0.0020	<0.0020	<0.0020	

Concentrations in ug/L. Concentrations are rounded by the laboratory and reported to two significant figures. For samples collected prior to 10/1/2013, results for PFOA are reported under the following protocol: ND < LOD < NQ < LOQ where ND = Not Detected, NQ = Not Quantifiable, LOD = Limit of Detection, LOQ = Limit of Quantitation; the LOD/LOQ may have varied by instrument and quarter. For samples collected after 10/1/2013, samples are reported to a reporting limit (RL) of 0.0050 ug/L for PFOA. For samples collected after 6/30/2016, each target compound RL is 0.0020 ug/L. J = Analyte present, reported value may not be accurate or precise; UJ = Not detected, reporting limit may not be accurate or precise; B = Not detected substantially above the level reported in the laboratory or field blanks. Samples identified as BED1 were collected after the first carbon bed. Samples identified as BED2 were collected after the second carbon bed and represent the treated water. All other samples collected were prior to Chemours treatment. Samples identified with -D or -DUP are duplicate samples. Starting with the 3Q20 samples, the samples are analyzed by USEPA Method 537.1. Prior to 3Q20, the samples were analyzed by a modified method 537. QREP = Qualification Re-Evaluation Program.

**Table 2. Residential Granular Activated Carbon (GAC) Treatment System  
Results – Chemours Chambers Works, Deepwater, New Jersey**

Field Sample ID	Date	PFOA	PFOS	PFNA	Comments
PT	9/16/2021	0.046	0.0031	0.010	
BED1	9/16/2021	<0.0020	<0.0020	<0.0020	
BED1	5/27/2021	<0.0020	<0.0020	<0.0020	
BED1	3/5/2021	<0.0020	<0.0020	<0.0020	
PT	12/14/2020	0.046	0.0035	0.013	GAC installed by NJDEP 12/21/2017.
BED1	12/14/2020	<0.0020	0.0020	<0.0020	
BED1-DUP	12/14/2020	<0.0020	<0.0020	<0.0020	
<b>Location: 493</b>					
BED1	10/3/2022	<0.0020	<0.0020	<0.0020	
BED1-DUP	10/3/2022	<0.0020	<0.0020	<0.0020	
PT	7/6/2022	0.049	0.055 J	0.034	
BED1	7/6/2022	<0.0020	<0.0020	<0.0020	
BED1-DUP	7/6/2022	<0.0020	<0.0020	<0.0020	
BED1	4/6/2022	<0.0020	<0.0020	<0.0020	
BED1	1/3/2022	<0.0020	<0.0020	<0.0020	
BED1-DUP	1/3/2022	<0.0020	<0.0020	<0.0020	
BED1	10/4/2021	<0.0020	<0.0020	<0.0020	
BED1-DUP	10/4/2021	<0.0020	<0.0020	<0.0020	

Concentrations in ug/L. Concentrations are rounded by the laboratory and reported to two significant figures. For samples collected prior to 10/1/2013, results for PFOA are reported under the following protocol: ND < LOD < NQ < LOQ where ND = Not Detected, NQ = Not Quantifiable, LOD = Limit of Detection, LOQ = Limit of Quantitation; the LOD/LOQ may have varied by instrument and quarter. For samples collected after 10/1/2013, samples are reported to a reporting limit (RL) of 0.0050 ug/L for PFOA. For samples collected after 6/30/2016, each target compound RL is 0.0020 ug/L. J = Analyte present, reported value may not be accurate or precise; UJ = Not detected, reporting limit may not be accurate or precise; B = Not detected substantially above the level reported in the laboratory or field blanks. Samples identified as BED1 were collected after the first carbon bed. Samples identified as BED2 were collected after the second carbon bed and represent the treated water. All other samples collected were prior to Chemours treatment. Samples identified with -D or -DUP are duplicate samples. Starting with the 3Q20 samples, the samples are analyzed by USEPA Method 537.1. Prior to 3Q20, the samples were analyzed by a modified method 537. QREP = Qualification Re-Evaluation Program.

**Table 2. Residential Granular Activated Carbon (GAC) Treatment System  
Results – Chemours Chambers Works, Deepwater, New Jersey**

Field Sample ID	Date	PFOA	PFOS	PFNA	Comments
PT	7/13/2021	0.042	0.075	0.036	
BED1	7/13/2021	<0.0020	<0.0020	<0.0020	
BED1	4/1/2021	<0.0020	<0.0020	<0.0020	
	12/14/2020	0.11	0.091	0.070	GAC installed 03/03/2021.
<b>Location: 495</b>					
BED1	10/14/2022	<0.0020	<0.0020	<0.0020	
PT	7/13/2022	0.033	<0.0020	0.019	
BED1	7/13/2022	<0.0020	<0.0020	<0.0020	
BED1	4/12/2022	<0.0020	<0.0020	<0.0020	
BED1	1/6/2022	<0.0020	<0.0020	<0.0020	
BED1	10/4/2021	<0.0020	<0.0020	<0.0020	
PT	7/6/2021	0.044	0.0034	0.020	
BED1	7/6/2021	<0.0020	<0.0020	<0.0020	
BED1	4/5/2021	<0.0020	<0.0020	<0.0020	
	12/14/2020	0.058	0.0030	0.024	GAC installed 01/26/2021.
-DUP	12/14/2020	0.049	0.0030	0.019	GAC installed 01/26/2021.
<b>Location: 496</b>					
BED1	10/26/2022	<0.0020	<0.0020	<0.0020	

Concentrations in ug/L. Concentrations are rounded by the laboratory and reported to two significant figures. For samples collected prior to 10/1/2013, results for PFOA are reported under the following protocol: ND < LOD < NQ < LOQ where ND = Not Detected, NQ = Not Quantifiable, LOD = Limit of Detection, LOQ = Limit of Quantitation; the LOD/LOQ may have varied by instrument and quarter. For samples collected after 10/1/2013, samples are reported to a reporting limit (RL) of 0.0050 ug/L for PFOA. For samples collected after 6/30/2016, each target compound RL is 0.0020 ug/L. J = Analyte present, reported value may not be accurate or precise; UJ = Not detected, reporting limit may not be accurate or precise; B = Not detected substantially above the level reported in the laboratory or field blanks. Samples identified as BED1 were collected after the first carbon bed. Samples identified as BED2 were collected after the second carbon bed and represent the treated water. All other samples collected were prior to Chemours treatment. Samples identified with -D or -DUP are duplicate samples. Starting with the 3Q20 samples, the samples are analyzed by USEPA Method 537.1. Prior to 3Q20, the samples were analyzed by a modified method 537. QREP = Qualification Re-Evaluation Program.

**Table 2. Residential Granular Activated Carbon (GAC) Treatment System  
Results – Chemours Chambers Works, Deepwater, New Jersey**

Field Sample ID	Date	PFOA	PFOS	PFNA	Comments
PT	8/18/2022	0.038	0.0033	0.0091	
BED1	8/18/2022	<0.0020	<0.0020	<0.0020	
BED1	5/12/2022	<0.0020	<0.0020	<0.0020	
BED1	2/14/2022	<0.0020	<0.0020	<0.0020	
BED1	11/15/2021	<0.0020	<0.0020	<0.0020	
PT	8/31/2021	0.040	0.0038	0.010	
BED1	8/31/2021	<0.0020	<0.0020	<0.0020	
BED1	4/5/2021	<0.0020	<0.0020	<0.0020	
BED1-DUP	4/5/2021	<0.0020	<0.0020	<0.0020	
	12/16/2020	0.052	0.0045 J	0.013 J	GAC installed 02/16/2021.
-DUP	12/16/2020	0.056	0.0043 J	0.015 J	GAC installed 02/16/2021.
<b>Location: 498</b>					
BED1	10/7/2022	<0.0020	<0.0020	<0.0020	
PT	7/14/2022	0.020	<0.0020	<0.0020	
BED1	7/14/2022	<0.0020	<0.0020	<0.0020	
BED1	4/12/2022	<0.0020 UJ	<0.0020 UJ	<0.0020 UJ	
BED1	1/19/2022	<0.0020	<0.0020	<0.0020	
BED1	10/11/2021	<0.0020	<0.0020	<0.0020	

Concentrations in ug/L. Concentrations are rounded by the laboratory and reported to two significant figures. For samples collected prior to 10/1/2013, results for PFOA are reported under the following protocol: ND < LOD < NQ < LOQ where ND = Not Detected, NQ = Not Quantifiable, LOD = Limit of Detection, LOQ = Limit of Quantitation; the LOD/LOQ may have varied by instrument and quarter. For samples collected after 10/1/2013, samples are reported to a reporting limit (RL) of 0.0050 ug/L for PFOA. For samples collected after 6/30/2016, each target compound RL is 0.0020 ug/L. J = Analyte present, reported value may not be accurate or precise; UJ = Not detected, reporting limit may not be accurate or precise; B = Not detected substantially above the level reported in the laboratory or field blanks. Samples identified as BED1 were collected after the first carbon bed. Samples identified as BED2 were collected after the second carbon bed and represent the treated water. All other samples collected were prior to Chemours treatment. Samples identified with -D or -DUP are duplicate samples. Starting with the 3Q20 samples, the samples are analyzed by USEPA Method 537.1. Prior to 3Q20, the samples were analyzed by a modified method 537. QREP = Qualification Re-Evaluation Program.

**Table 2. Residential Granular Activated Carbon (GAC) Treatment System  
Results – Chemours Chambers Works, Deepwater, New Jersey**

Field Sample ID	Date	PFOA	PFOS	PFNA	Comments
PT	7/19/2021	0.020	<0.0020	<0.0020	
BED1	7/19/2021	<0.0020	<0.0020	<0.0020	
BED1	4/12/2021	<0.0020	<0.0020 UJ	<0.0020	
BED1-DUP	4/12/2021	<0.0020	<0.0020	<0.0020	
	12/16/2020	0.022	<0.0020	<0.0020	GAC installed 01/25/2021.
<b>Location: 499</b>					
BED1	10/3/2022	<0.0020	<0.0020	<0.0020	
PT	7/7/2022	0.053	0.043 J	0.014	
BED1	7/7/2022	<0.0020	<0.0020	<0.0020	
BED1	5/11/2022	<0.0020	<0.0020	<0.0020	
BED1	2/15/2022	<0.0020	<0.0020	<0.0020	
BED1	11/16/2021	<0.0020	<0.0020	<0.0020	
PT	8/16/2021	0.078	0.027	0.014	
BED1	8/16/2021	<0.0020	<0.0020	<0.0020	
BED1	4/5/2021	<0.0020	<0.0020	<0.0020	
	12/29/2020	0.071	0.028	0.014	GAC installed 03/11/2021.
<b>Location: 506</b>					
BED1	10/20/2022	<0.0020	<0.0020	<0.0020	

Concentrations in ug/L. Concentrations are rounded by the laboratory and reported to two significant figures. For samples collected prior to 10/1/2013, results for PFOA are reported under the following protocol: ND < LOD < NQ < LOQ where ND = Not Detected, NQ = Not Quantifiable, LOD = Limit of Detection, LOQ = Limit of Quantitation; the LOD/LOQ may have varied by instrument and quarter. For samples collected after 10/1/2013, samples are reported to a reporting limit (RL) of 0.0050 ug/L for PFOA. For samples collected after 6/30/2016, each target compound RL is 0.0020 ug/L. J = Analyte present, reported value may not be accurate or precise; UJ = Not detected, reporting limit may not be accurate or precise; B = Not detected substantially above the level reported in the laboratory or field blanks. Samples identified as BED1 were collected after the first carbon bed. Samples identified as BED2 were collected after the second carbon bed and represent the treated water. All other samples collected were prior to Chemours treatment. Samples identified with -D or -DUP are duplicate samples. Starting with the 3Q20 samples, the samples are analyzed by USEPA Method 537.1. Prior to 3Q20, the samples were analyzed by a modified method 537. QREP = Qualification Re-Evaluation Program.

**Table 2. Residential Granular Activated Carbon (GAC) Treatment System  
Results – Chemours Chambers Works, Deepwater, New Jersey**

Field Sample ID	Date	PFOA	PFOS	PFNA	Comments
PT	8/25/2022	0.041	<0.0020	<0.0020	
BED1	8/25/2022	<0.0020	<0.0020	<0.0020	
BED1	5/17/2022	<0.0020	<0.0020	<0.0020	
BED1	2/21/2022	<0.0020	<0.0020	<0.0020	
BED1	11/23/2021	<0.0020	<0.0020	<0.0020	
PT	7/22/2021	0.034	<0.0020	<0.0020	
BED1	7/22/2021	<0.0020	<0.0020	<0.0020	
BED1	4/22/2021	<0.0020	<0.0020	<0.0020	
	1/6/2021	0.034	<0.0020	<0.0020	GAC installed 02/17/2021.
<b>Location: 510</b>					
BED1	12/1/2022	<0.0020	<0.0020	<0.0020	
PT	9/28/2022	0.027	0.0077	0.0044	
BED1	9/28/2022	<0.0020	<0.0020	<0.0020	
BED1	6/2/2022	<0.0020	<0.0020	<0.0020	
BED1	3/10/2022	<0.0020	<0.0020	<0.0020	
BED1	11/29/2021	<0.0020	<0.0020	<0.0020	
PT	8/30/2021	0.025	0.0064 J	0.0034	Carbon Changeout 07/26/2021 - Fe.
BED1	8/30/2021	<0.0020	<0.0020	<0.0020	Carbon Changeout 07/26/2021 - Fe.

Concentrations in ug/L. Concentrations are rounded by the laboratory and reported to two significant figures. For samples collected prior to 10/1/2013, results for PFOA are reported under the following protocol: ND < LOD < NQ < LOQ where ND = Not Detected, NQ = Not Quantifiable, LOD = Limit of Detection, LOQ = Limit of Quantitation; the LOD/LOQ may have varied by instrument and quarter. For samples collected after 10/1/2013, samples are reported to a reporting limit (RL) of 0.0050 ug/L for PFOA. For samples collected after 6/30/2016, each target compound RL is 0.0020 ug/L. J = Analyte present, reported value may not be accurate or precise; UJ = Not detected, reporting limit may not be accurate or precise; B = Not detected substantially above the level reported in the laboratory or field blanks. Samples identified as BED1 were collected after the first carbon bed. Samples identified as BED2 were collected after the second carbon bed and represent the treated water. All other samples collected were prior to Chemours treatment. Samples identified with -D or -DUP are duplicate samples. Starting with the 3Q20 samples, the samples are analyzed by USEPA Method 537.1. Prior to 3Q20, the samples were analyzed by a modified method 537. QREP = Qualification Re-Evaluation Program.

**Table 2. Residential Granular Activated Carbon (GAC) Treatment System  
Results – Chemours Chambers Works, Deepwater, New Jersey**

Field Sample ID	Date	PFOA	PFOS	PFNA	Comments
-DUP	1/19/2021	0.025 J	0.0033 J	0.0027	GAC installed 04/21/2021.
	1/19/2021	0.027 J	0.0037 J	0.0029	GAC installed 04/21/2021.
<b>Location: 511</b>					
BED1	10/10/2022	<0.0020	<0.0020	<0.0020	
PT	8/18/2022	0.041	<0.0020	<0.0020	
BED1	8/18/2022	<0.0020	<0.0020	<0.0020	
BED1	5/16/2022	<0.0020	<0.0020	<0.0020	
BED1	2/15/2022	<0.0020	<0.0020	<0.0020	
BED1	11/17/2021	<0.0020	<0.0020	<0.0020	
PT	9/15/2021	0.047	<0.0020	<0.0020	
BED1	9/15/2021	<0.0020	<0.0020	<0.0020	
	1/19/2021	0.040	<0.0020	<0.0020	GAC installed 04/02/2021.
<b>Location: 513</b>					
BED1	10/31/2022	<0.0020	<0.0020	<0.0020	
PT	7/12/2022	0.061	0.039	0.012	
BED1	7/12/2022	<0.0020	<0.0020	<0.0020	
BED1	4/6/2022	<0.0020	<0.0020	<0.0020	
BED1	1/4/2022	<0.0020	<0.0020	<0.0020	

Concentrations in ug/L. Concentrations are rounded by the laboratory and reported to two significant figures. For samples collected prior to 10/1/2013, results for PFOA are reported under the following protocol: ND < LOD < NQ < LOQ where ND = Not Detected, NQ = Not Quantifiable, LOD = Limit of Detection, LOQ = Limit of Quantitation; the LOD/LOQ may have varied by instrument and quarter. For samples collected after 10/1/2013, samples are reported to a reporting limit (RL) of 0.0050 ug/L for PFOA. For samples collected after 6/30/2016, each target compound RL is 0.0020 ug/L. J = Analyte present, reported value may not be accurate or precise; UJ = Not detected, reporting limit may not be accurate or precise; B = Not detected substantially above the level reported in the laboratory or field blanks. Samples identified as BED1 were collected after the first carbon bed. Samples identified as BED2 were collected after the second carbon bed and represent the treated water. All other samples collected were prior to Chemours treatment. Samples identified with -D or -DUP are duplicate samples. Starting with the 3Q20 samples, the samples are analyzed by USEPA Method 537.1. Prior to 3Q20, the samples were analyzed by a modified method 537. QREP = Qualification Re-Evaluation Program.

**Table 2. Residential Granular Activated Carbon (GAC) Treatment System  
Results – Chemours Chambers Works, Deepwater, New Jersey**

Field Sample ID	Date	PFOA	PFOS	PFNA	Comments
BED1	10/5/2021	<0.0020	<0.0020	<0.0020	
PT	7/14/2021	0.093	0.044	0.014	
BED1	7/14/2021	<0.0020	<0.0020	<0.0020	
	1/20/2021	0.080	0.018	0.014	GAC installed 04/14/2021.
-DUP	1/20/2021	0.090	0.021	0.015	GAC installed 04/14/2021.
<b>Location: 517</b>					
BED1	11/15/2022	<0.0020	<0.0020	<0.0020	
PT	9/8/2022	0.049	0.0032	0.0042	
BED1	9/8/2022	<0.0020	<0.0020	<0.0020	
BED1	6/13/2022	<0.0020	<0.0020	<0.0020	
BED1	3/15/2022	<0.0020	<0.0020	<0.0020	
BED1	12/15/2021	<0.0020	<0.0020	<0.0020	
	1/25/2021	0.076	0.0051	0.012	GAC installed 09/07/2021.
<b>Location: 519</b>					
BED1	10/21/2022	<0.0020	<0.0020	<0.0020	
PT	9/20/2022	0.086	0.015	0.021	
BED1	9/20/2022	<0.0020	<0.0020	<0.0020	
BED1	4/26/2022	<0.0020	<0.0020	<0.0020	

Concentrations in ug/L. Concentrations are rounded by the laboratory and reported to two significant figures. For samples collected prior to 10/1/2013, results for PFOA are reported under the following protocol: ND < LOD < NQ < LOQ where ND = Not Detected, NQ = Not Quantifiable, LOD = Limit of Detection, LOQ = Limit of Quantitation; the LOD/LOQ may have varied by instrument and quarter. For samples collected after 10/1/2013, samples are reported to a reporting limit (RL) of 0.0050 ug/L for PFOA. For samples collected after 6/30/2016, each target compound RL is 0.0020 ug/L. J = Analyte present, reported value may not be accurate or precise; UJ = Not detected, reporting limit may not be accurate or precise; B = Not detected substantially above the level reported in the laboratory or field blanks. Samples identified as BED1 were collected after the first carbon bed. Samples identified as BED2 were collected after the second carbon bed and represent the treated water. All other samples collected were prior to Chemours treatment. Samples identified with -D or -DUP are duplicate samples. Starting with the 3Q20 samples, the samples are analyzed by USEPA Method 537.1. Prior to 3Q20, the samples were analyzed by a modified method 537. QREP = Qualification Re-Evaluation Program.



**Table 2. Residential Granular Activated Carbon (GAC) Treatment System  
Results – Chemours Chambers Works, Deepwater, New Jersey**

Field Sample ID	Date	PFOA	PFOS	PFNA	Comments
	1/25/2021	0.062	0.014	0.018	GAC installed 02/17/2022.
<b>Location: 521</b>					
BED1	11/7/2022	<0.0020	<0.0020	<0.0020	
PT	8/29/2022	0.057	0.0025	0.0030	
BED1	8/29/2022	<0.0020	<0.0020	<0.0020	
BED1	5/31/2022	<0.0020	<0.0020	<0.0020	
BED1	3/7/2022	<0.0020	<0.0020	<0.0020	
BED1	12/8/2021	<0.0020	<0.0020	<0.0020	
PT	9/20/2021	0.052	0.0037	0.0026	
BED1	9/20/2021	<0.0020	<0.0020	<0.0020	
	1/26/2021	0.067	0.0023	0.0024	GAC installed 06/11/2021.
<b>Location: 522</b>					
BED1	12/5/2022	<0.0020	<0.0020	<0.0020	
PT	9/28/2022	0.023	<0.0020	<0.0020	
BED1	9/28/2022	<0.0020	<0.0020	<0.0020	
BED1	5/16/2022	<0.0020	<0.0020	<0.0020	
BED1	1/31/2022	<0.0020	<0.0020	<0.0020	
BED1	10/25/2021	<0.0020	<0.0020	<0.0020	

Concentrations in ug/L. Concentrations are rounded by the laboratory and reported to two significant figures. For samples collected prior to 10/1/2013, results for PFOA are reported under the following protocol: ND < LOD < NQ < LOQ where ND = Not Detected, NQ = Not Quantifiable, LOD = Limit of Detection, LOQ = Limit of Quantitation; the LOD/LOQ may have varied by instrument and quarter. For samples collected after 10/1/2013, samples are reported to a reporting limit (RL) of 0.0050 ug/L for PFOA. For samples collected after 6/30/2016, each target compound RL is 0.0020 ug/L. J = Analyte present, reported value may not be accurate or precise; UJ = Not detected, reporting limit may not be accurate or precise; B = Not detected substantially above the level reported in the laboratory or field blanks. Samples identified as BED1 were collected after the first carbon bed. Samples identified as BED2 were collected after the second carbon bed and represent the treated water. All other samples collected were prior to Chemours treatment. Samples identified with -D or -DUP are duplicate samples. Starting with the 3Q20 samples, the samples are analyzed by USEPA Method 537.1. Prior to 3Q20, the samples were analyzed by a modified method 537. QREP = Qualification Re-Evaluation Program.

**Table 2. Residential Granular Activated Carbon (GAC) Treatment System  
Results – Chemours Chambers Works, Deepwater, New Jersey**

Field Sample ID	Date	PFOA	PFOS	PFNA	Comments
PT	7/21/2021	0.019	<0.0020	<0.0020	
BED1	7/21/2021	<0.0020	<0.0020	<0.0020	
	1/26/2021	0.019	<0.0020	<0.0020	GAC installed 04/09/2021.
<b>Location: 527</b>					
BED1	10/14/2022	<0.0020	<0.0020	<0.0020	
PT	7/26/2022	0.046	<0.0020	<0.0020	
BED1	7/26/2022	<0.0020	<0.0020	<0.0020	
BED1	4/20/2022	<0.0020	<0.0020	<0.0020	
BED1	1/26/2022	<0.0020	<0.0020	<0.0020	
BED1-DUP	1/26/2022	<0.0020	<0.0020	<0.0020	
BED1	11/1/2021	<0.0020	<0.0020	<0.0020	
PT	7/13/2021	0.029	<0.0020	<0.0020	
BED1	7/13/2021	<0.0020	<0.0020	<0.0020	
	2/3/2021	0.043	<0.0020	<0.0020	GAC installed 03/31/2021.
<b>Location: 532</b>					
BED1	11/16/2022	<0.0020	<0.0020	<0.0020	
PT	8/30/2022	0.049	0.0026	0.0044	
BED1	8/30/2022	<0.0020	<0.0020	<0.0020	

Concentrations in ug/L. Concentrations are rounded by the laboratory and reported to two significant figures. For samples collected prior to 10/1/2013, results for PFOA are reported under the following protocol: ND < LOD < NQ < LOQ where ND = Not Detected, NQ = Not Quantifiable, LOD = Limit of Detection, LOQ = Limit of Quantitation; the LOD/LOQ may have varied by instrument and quarter. For samples collected after 10/1/2013, samples are reported to a reporting limit (RL) of 0.0050 ug/L for PFOA. For samples collected after 6/30/2016, each target compound RL is 0.0020 ug/L. J = Analyte present, reported value may not be accurate or precise; UJ = Not detected, reporting limit may not be accurate or precise; B = Not detected substantially above the level reported in the laboratory or field blanks. Samples identified as BED1 were collected after the first carbon bed. Samples identified as BED2 were collected after the second carbon bed and represent the treated water. All other samples collected were prior to Chemours treatment. Samples identified with -D or -DUP are duplicate samples. Starting with the 3Q20 samples, the samples are analyzed by USEPA Method 537.1. Prior to 3Q20, the samples were analyzed by a modified method 537. QREP = Qualification Re-Evaluation Program.

**Table 2. Residential Granular Activated Carbon (GAC) Treatment System  
Results – Chemours Chambers Works, Deepwater, New Jersey**

Field Sample ID	Date	PFOA	PFOS	PFNA	Comments
BED1	5/23/2022	<0.0020	<0.0020	<0.0020	
BED1	2/3/2022	<0.0020	<0.0020	<0.0020	
BED1	11/4/2021	<0.0020	<0.0020	<0.0020	
PT	7/16/2021	0.098	0.0031	0.0060	
BED1	7/16/2021	<0.0020	<0.0020	<0.0020	
	2/5/2021	0.025	<0.0020	<0.0020	GAC installed 04/22/2021.
-DUP	2/5/2021	0.023	<0.0020	<0.0020	GAC installed 04/22/2021.
<b>Location: 538</b>					
BED1	11/9/2022	<0.0020	<0.0020	<0.0020	
BED1-DUP	11/9/2022	<0.0020	<0.0020	<0.0020	
PT	8/8/2022	<0.0020	<0.0020	<0.0020	
BED1	8/8/2022	<0.0020	<0.0020	<0.0020	
BED1-DUP	8/8/2022	<0.0020	<0.0020	<0.0020	
BED1	5/3/2022	<0.0020	<0.0020	<0.0020	
BED1	3/16/2022	<0.0020	<0.0020	<0.0020	
BED1	12/8/2021	<0.0020	<0.0020	<0.0020	
PT	8/30/2021	0.044	<0.0020	<0.0020	
BED1	8/30/2021	<0.0020	<0.0020	<0.0020	

Concentrations in ug/L. Concentrations are rounded by the laboratory and reported to two significant figures. For samples collected prior to 10/1/2013, results for PFOA are reported under the following protocol: ND < LOD < NQ < LOQ where ND = Not Detected, NQ = Not Quantifiable, LOD = Limit of Detection, LOQ = Limit of Quantitation; the LOD/LOQ may have varied by instrument and quarter. For samples collected after 10/1/2013, samples are reported to a reporting limit (RL) of 0.0050 ug/L for PFOA. For samples collected after 6/30/2016, each target compound RL is 0.0020 ug/L. J = Analyte present, reported value may not be accurate or precise; UJ = Not detected, reporting limit may not be accurate or precise; B = Not detected substantially above the level reported in the laboratory or field blanks. Samples identified as BED1 were collected after the first carbon bed. Samples identified as BED2 were collected after the second carbon bed and represent the treated water. All other samples collected were prior to Chemours treatment. Samples identified with -D or -DUP are duplicate samples. Starting with the 3Q20 samples, the samples are analyzed by USEPA Method 537.1. Prior to 3Q20, the samples were analyzed by a modified method 537. QREP = Qualification Re-Evaluation Program.

**Table 2. Residential Granular Activated Carbon (GAC) Treatment System  
Results – Chemours Chambers Works, Deepwater, New Jersey**

Field Sample ID	Date	PFOA	PFOS	PFNA	Comments
	2/9/2021	0.028	<0.0020	<0.0020	GAC installed 06/10/2021.
<b>Location: 542</b>					
BED1	11/8/2022	<0.0020	<0.0020	<0.0020	
PT	9/19/2022	0.028	<0.0020	<0.0020	
BED1	9/19/2022	<0.0020	<0.0020	<0.0020	
BED1	4/20/2022	<0.0020	<0.0020	<0.0020	
	2/9/2021	0.025	<0.0020	<0.0020	GAC installed 03/11/2022.
<b>Location: 549</b>					
BED1	10/21/2022	<0.0020	<0.0020	<0.0020	
PT	7/20/2022	0.095	0.0034	0.0050 J	
BED1	7/20/2022	<0.0020	<0.0020	<0.0020	
BED1	4/18/2022	<0.0020	<0.0020	<0.0020	
BED1	1/25/2022	<0.0020	<0.0020	<0.0020	
BED1	10/26/2021	<0.0020	<0.0020	<0.0020	
PT	7/14/2021	0.029	<0.0020	<0.0020	
BED1	7/14/2021	<0.0020	<0.0020	<0.0020	
	2/17/2021	0.064 J	0.0093	0.0071 J	GAC installed 06/25/2021.

Concentrations in ug/L. Concentrations are rounded by the laboratory and reported to two significant figures. For samples collected prior to 10/1/2013, results for PFOA are reported under the following protocol: ND < LOD < NQ < LOQ where ND = Not Detected, NQ = Not Quantifiable, LOD = Limit of Detection, LOQ = Limit of Quantitation; the LOD/LOQ may have varied by instrument and quarter. For samples collected after 10/1/2013, samples are reported to a reporting limit (RL) of 0.0050 ug/L for PFOA. For samples collected after 6/30/2016, each target compound RL is 0.0020 ug/L. J = Analyte present, reported value may not be accurate or precise; UJ = Not detected, reporting limit may not be accurate or precise; B = Not detected substantially above the level reported in the laboratory or field blanks. Samples identified as BED1 were collected after the first carbon bed. Samples identified as BED2 were collected after the second carbon bed and represent the treated water. All other samples collected were prior to Chemours treatment. Samples identified with -D or -DUP are duplicate samples. Starting with the 3Q20 samples, the samples are analyzed by USEPA Method 537.1. Prior to 3Q20, the samples were analyzed by a modified method 537. QREP = Qualification Re-Evaluation Program.

**Table 2. Residential Granular Activated Carbon (GAC) Treatment System  
Results – Chemours Chambers Works, Deepwater, New Jersey**

Field Sample ID	Date	PFOA	PFOS	PFNA	Comments
<b>Location: 553</b>					
BED1	10/31/2022	<0.0020	<0.0020	<0.0020	
PT	8/22/2022	0.067	0.0028	0.0020	
BED1	8/22/2022	<0.0020	<0.0020	<0.0020	
BED1	5/2/2022	<0.0020	<0.0020	<0.0020	
BED1	1/31/2022	<0.0020	<0.0020	<0.0020	
PT	9/1/2021	0.061	0.0036 J	0.0023	
BED1	9/1/2021	<0.0020	<0.0020	<0.0020	
	2/25/2021	0.061	0.0023	<0.0020	GAC installed 05/26/2021.
<b>Location: 557</b>					
BED1	10/24/2022	<0.0020	<0.0020	<0.0020	
PT	7/18/2022	0.040	<0.0020	0.0035	
BED1	7/18/2022	<0.0020	<0.0020	<0.0020	
BED1	4/18/2022	<0.0020	<0.0020	<0.0020	
BED1	1/24/2022	<0.0020	<0.0020	<0.0020	
-DUP	3/9/2021	0.040	<0.0020	0.0027	GAC installed 10/26/2021.
	3/9/2021	0.041	0.0020	0.0028	GAC installed 10/26/2021.

Concentrations in ug/L. Concentrations are rounded by the laboratory and reported to two significant figures. For samples collected prior to 10/1/2013, results for PFOA are reported under the following protocol: ND < LOD < NQ < LOQ where ND = Not Detected, NQ = Not Quantifiable, LOD = Limit of Detection, LOQ = Limit of Quantitation; the LOD/LOQ may have varied by instrument and quarter. For samples collected after 10/1/2013, samples are reported to a reporting limit (RL) of 0.0050 ug/L for PFOA. For samples collected after 6/30/2016, each target compound RL is 0.0020 ug/L. J = Analyte present, reported value may not be accurate or precise; UJ = Not detected, reporting limit may not be accurate or precise; B = Not detected substantially above the level reported in the laboratory or field blanks. Samples identified as BED1 were collected after the first carbon bed. Samples identified as BED2 were collected after the second carbon bed and represent the treated water. All other samples collected were prior to Chemours treatment. Samples identified with -D or -DUP are duplicate samples. Starting with the 3Q20 samples, the samples are analyzed by USEPA Method 537.1. Prior to 3Q20, the samples were analyzed by a modified method 537. QREP = Qualification Re-Evaluation Program.

**Table 2. Residential Granular Activated Carbon (GAC) Treatment System  
Results – Chemours Chambers Works, Deepwater, New Jersey**

Field Sample ID	Date	PFOA	PFOS	PFNA	Comments
<b>Location: 559</b>					
BED1	11/8/2022	<0.0020	<0.0020	<0.0020	
PT	9/1/2022	0.041	<0.0020	0.0032	
BED1	9/1/2022	<0.0020	<0.0020	<0.0020	
BED1	5/24/2022	<0.0020	<0.0020	<0.0020	
BED1	2/3/2022	<0.0020	<0.0020	<0.0020	
BED1	10/27/2021	<0.0020	<0.0020	<0.0020	
PT	7/16/2021	0.068	<0.0020	0.0038	
BED1	7/16/2021	<0.0020	<0.0020	<0.0020	
-DUP	3/17/2021	0.053	<0.0020	0.0029	GAC installed 05/20/2021.
	3/17/2021	0.049	<0.0020	0.0027	GAC installed 05/20/2021.
<b>Location: 570</b>					
PT	8/29/2022	0.025	<0.0020	<0.0020	
BED1	8/29/2022	<0.0020	<0.0020	<0.0020	
BED1	3/28/2022	<0.0020	<0.0020	<0.0020	
-DUP	4/19/2021	0.028	<0.0020	<0.0020	GAC installed 10/06/2021.
	4/19/2021	0.029	<0.0020	<0.0020	GAC installed 10/06/2021.

Concentrations in ug/L. Concentrations are rounded by the laboratory and reported to two significant figures. For samples collected prior to 10/1/2013, results for PFOA are reported under the following protocol: ND < LOD < NQ < LOQ where ND = Not Detected, NQ = Not Quantifiable, LOD = Limit of Detection, LOQ = Limit of Quantitation; the LOD/LOQ may have varied by instrument and quarter. For samples collected after 10/1/2013, samples are reported to a reporting limit (RL) of 0.0050 ug/L for PFOA. For samples collected after 6/30/2016, each target compound RL is 0.0020 ug/L. J = Analyte present, reported value may not be accurate or precise; UJ = Not detected, reporting limit may not be accurate or precise; B = Not detected substantially above the level reported in the laboratory or field blanks. Samples identified as BED1 were collected after the first carbon bed. Samples identified as BED2 were collected after the second carbon bed and represent the treated water. All other samples collected were prior to Chemours treatment. Samples identified with -D or -DUP are duplicate samples. Starting with the 3Q20 samples, the samples are analyzed by USEPA Method 537.1. Prior to 3Q20, the samples were analyzed by a modified method 537. QREP = Qualification Re-Evaluation Program.

**Table 2. Residential Granular Activated Carbon (GAC) Treatment System  
Results – Chemours Chambers Works, Deepwater, New Jersey**

Field Sample ID	Date	PFOA	PFOS	PFNA	Comments
<b>Location: 571</b>					
BED1	10/4/2022	<0.0020	<0.0020	<0.0020	
PT	7/6/2022	0.033	<0.0020	<0.0020	
BED1	7/6/2022	<0.0020	<0.0020	<0.0020	
	4/27/2021	0.035 J	<0.0020	<0.0020	GAC installed 06/07/2022.
-DUP	4/27/2021	0.026	<0.0020	<0.0020	GAC installed 06/07/2022.
<b>Location: 573</b>					
BED1	12/5/2022	<0.0020	<0.0020	<0.0020	
PT	9/12/2022	0.059	0.0060	0.012	
BED1	9/12/2022	<0.0020	<0.0020	<0.0020	
BED1	6/1/2022	<0.0020	<0.0020	<0.0020	
BED1	3/7/2022	<0.0020 UJ	<0.0020 UJ	<0.0020 UJ	
BED1	12/1/2021	<0.0020	<0.0020	<0.0020	
	5/10/2021	0.052	0.0050 J	0.0099	GAC installed 07/09/2021.
<b>Location: 581</b>					
BED1	11/3/2022	<0.0020	<0.0020	<0.0020	
PT	8/29/2022	0.061	0.0041	0.013	
BED1	8/29/2022	<0.0020	<0.0020	<0.0020	

Concentrations in ug/L. Concentrations are rounded by the laboratory and reported to two significant figures. For samples collected prior to 10/1/2013, results for PFOA are reported under the following protocol: ND < LOD < NQ < LOQ where ND = Not Detected, NQ = Not Quantifiable, LOD = Limit of Detection, LOQ = Limit of Quantitation; the LOD/LOQ may have varied by instrument and quarter. For samples collected after 10/1/2013, samples are reported to a reporting limit (RL) of 0.0050 ug/L for PFOA. For samples collected after 6/30/2016, each target compound RL is 0.0020 ug/L. J = Analyte present, reported value may not be accurate or precise; UJ = Not detected, reporting limit may not be accurate or precise; B = Not detected substantially above the level reported in the laboratory or field blanks. Samples identified as BED1 were collected after the first carbon bed. Samples identified as BED2 were collected after the second carbon bed and represent the treated water. All other samples collected were prior to Chemours treatment. Samples identified with -D or -DUP are duplicate samples. Starting with the 3Q20 samples, the samples are analyzed by USEPA Method 537.1. Prior to 3Q20, the samples were analyzed by a modified method 537. QREP = Qualification Re-Evaluation Program.

**Table 2. Residential Granular Activated Carbon (GAC) Treatment System  
Results – Chemours Chambers Works, Deepwater, New Jersey**

Field Sample ID	Date	PFOA	PFOS	PFNA	Comments
BED1	5/18/2022	<0.0020	<0.0020	<0.0020	
BED1-DUP	5/18/2022	<0.0020	<0.0020	<0.0020	
BED1	2/15/2022	<0.0020	<0.0020	<0.0020	
BED1	10/21/2021	<0.0020	<0.0020	<0.0020	
	5/25/2021	0.060	0.0033 J	0.013	GAC installed 08/24/2021.
<b>Location: 583</b>					
BED1	10/19/2022	<0.0020	<0.0020	<0.0020	
PT	8/9/2022	0.043	0.0026 J	0.0049	
BED1	8/9/2022	<0.0020	<0.0020	<0.0020	
BED1	5/2/2022	<0.0020	<0.0020	<0.0020	
BED1	3/23/2022	<0.0020	<0.0020	<0.0020	
	6/2/2021	0.060	0.0034	0.0054	GAC installed 11/09/2021.
-DUP	6/2/2021	0.065	0.0031	0.0056	GAC installed 11/09/2021.
<b>Location: 584</b>					
BED1	11/3/2022	<0.0020	<0.0020	<0.0020	
PT	8/9/2022	0.079	0.015 J	0.0037	
BED1	8/9/2022	<0.0020	<0.0020	<0.0020	
BED1	4/27/2022	<0.0020	<0.0020	<0.0020	

Concentrations in ug/L. Concentrations are rounded by the laboratory and reported to two significant figures. For samples collected prior to 10/1/2013, results for PFOA are reported under the following protocol: ND < LOD < NQ < LOQ where ND = Not Detected, NQ = Not Quantifiable, LOD = Limit of Detection, LOQ = Limit of Quantitation; the LOD/LOQ may have varied by instrument and quarter. For samples collected after 10/1/2013, samples are reported to a reporting limit (RL) of 0.0050 ug/L for PFOA. For samples collected after 6/30/2016, each target compound RL is 0.0020 ug/L. J = Analyte present, reported value may not be accurate or precise; UJ = Not detected, reporting limit may not be accurate or precise; B = Not detected substantially above the level reported in the laboratory or field blanks. Samples identified as BED1 were collected after the first carbon bed. Samples identified as BED2 were collected after the second carbon bed and represent the treated water. All other samples collected were prior to Chemours treatment. Samples identified with -D or -DUP are duplicate samples. Starting with the 3Q20 samples, the samples are analyzed by USEPA Method 537.1. Prior to 3Q20, the samples were analyzed by a modified method 537. QREP = Qualification Re-Evaluation Program.



**Table 2. Residential Granular Activated Carbon (GAC) Treatment System  
Results – Chemours Chambers Works, Deepwater, New Jersey**

Field Sample ID	Date	PFOA	PFOS	PFNA	Comments
BED1	1/26/2022	<0.0020	<0.0020	<0.0020	
	6/2/2021	0.080	0.013	0.0037	GAC installed 10/05/2021.
<b>Location: 585</b>					
BED1	12/21/2022	<0.0020	<0.0020	<0.0020	
PT	7/7/2022	0.070	0.0023 J	0.0064	
BED1	7/7/2022	<0.0020	<0.0020	<0.0020	
BED1	4/6/2022	<0.0020	<0.0020	<0.0020	
	6/2/2021	0.075	0.0022	0.0075	GAC installed 03/30/2022.
<b>Location: 598</b>					
BED1	11/16/2022	<0.0020	<0.0020	<0.0020	
PT	9/12/2022	0.095	0.0021	0.0059	
BED1	9/12/2022	<0.0020	<0.0020	<0.0020	
BED1	6/29/2022	<0.0020	<0.0020	<0.0020	
BED1	1/25/2022	<0.0020	<0.0020	<0.0020	
	8/4/2021	0.090	0.0022	0.0093	GAC installed 10/12/2021.
<b>Location: 604</b>					
BED1	10/12/2022	<0.0020	<0.0020	<0.0020	
PT	7/5/2022	0.049	<0.0020	<0.0020	

Concentrations in ug/L. Concentrations are rounded by the laboratory and reported to two significant figures. For samples collected prior to 10/1/2013, results for PFOA are reported under the following protocol: ND < LOD < NQ < LOQ where ND = Not Detected, NQ = Not Quantifiable, LOD = Limit of Detection, LOQ = Limit of Quantitation; the LOD/LOQ may have varied by instrument and quarter. For samples collected after 10/1/2013, samples are reported to a reporting limit (RL) of 0.0050 ug/L for PFOA. For samples collected after 6/30/2016, each target compound RL is 0.0020 ug/L. J = Analyte present, reported value may not be accurate or precise; UJ = Not detected, reporting limit may not be accurate or precise; B = Not detected substantially above the level reported in the laboratory or field blanks. Samples identified as BED1 were collected after the first carbon bed. Samples identified as BED2 were collected after the second carbon bed and represent the treated water. All other samples collected were prior to Chemours treatment. Samples identified with -D or -DUP are duplicate samples. Starting with the 3Q20 samples, the samples are analyzed by USEPA Method 537.1. Prior to 3Q20, the samples were analyzed by a modified method 537. QREP = Qualification Re-Evaluation Program.

**Table 2. Residential Granular Activated Carbon (GAC) Treatment System  
Results – Chemours Chambers Works, Deepwater, New Jersey**

Field Sample ID	Date	PFOA	PFOS	PFNA	Comments
BED1	7/5/2022	<0.0020	<0.0020	<0.0020	
BED1-DUP	7/5/2022	<0.0020	<0.0020	<0.0020	
-DUP	8/9/2021	0.049	<0.0020	<0.0020	GAC installed 05/11/2022.
	8/9/2021	0.049 J	0.0020	<0.0020	GAC installed 05/11/2022.
<b>Location: 617</b>					
BED1	10/26/2022	<0.0020	<0.0020	<0.0020	
PT	8/2/2022	0.044 J	<0.0020 UJ	<0.0020 UJ	
BED1	8/2/2022	<0.0020 UJ	<0.0020 UJ	<0.0020 UJ	
BED1	4/12/2022	<0.0020	<0.0020	<0.0020	
BED1	1/18/2022	<0.0020	<0.0020	<0.0020	
PRE	8/11/2021	0.035	<0.0020	<0.0020	GAC installed 11/04/2021.
POST	8/11/2021	<0.0020	<0.0020	<0.0020	GAC installed 11/04/2021.
<b>Location: 634</b>					
BED1	10/7/2022	<0.0020	<0.0020	<0.0020	
BED1-DUP	10/7/2022	<0.0020	<0.0020	<0.0020	
PT	7/13/2022	0.0023	<0.0020	<0.0020	
BED1	7/13/2022	<0.0020	<0.0020	<0.0020	
BED1-DUP	7/13/2022	<0.0020	<0.0020	<0.0020	

Concentrations in ug/L. Concentrations are rounded by the laboratory and reported to two significant figures. For samples collected prior to 10/1/2013, results for PFOA are reported under the following protocol: ND < LOD < NQ < LOQ where ND = Not Detected, NQ = Not Quantifiable, LOD = Limit of Detection, LOQ = Limit of Quantitation; the LOD/LOQ may have varied by instrument and quarter. For samples collected after 10/1/2013, samples are reported to a reporting limit (RL) of 0.0050 ug/L for PFOA. For samples collected after 6/30/2016, each target compound RL is 0.0020 ug/L. J = Analyte present, reported value may not be accurate or precise; UJ = Not detected, reporting limit may not be accurate or precise; B = Not detected substantially above the level reported in the laboratory or field blanks. Samples identified as BED1 were collected after the first carbon bed. Samples identified as BED2 were collected after the second carbon bed and represent the treated water. All other samples collected were prior to Chemours treatment. Samples identified with -D or -DUP are duplicate samples. Starting with the 3Q20 samples, the samples are analyzed by USEPA Method 537.1. Prior to 3Q20, the samples were analyzed by a modified method 537. QREP = Qualification Re-Evaluation Program.

**Table 2. Residential Granular Activated Carbon (GAC) Treatment System  
Results – Chemours Chambers Works, Deepwater, New Jersey**

Field Sample ID	Date	PFOA	PFOS	PFNA	Comments
BED1	4/13/2022	<0.0020 UJ	<0.0020 UJ	<0.0020 UJ	
BED1-DUP	4/13/2022	<0.0020	<0.0020	<0.0020	
BED1	1/19/2022	<0.0020	<0.0020	<0.0020	
-DUP	9/9/2021	0.053	<0.0020	<0.0020	GAC installed 11/02/2021.
	9/9/2021	0.054	<0.0020	<0.0020	GAC installed 11/02/2021.
<b>Location: 638</b>					
BED1	10/13/2022	<0.0020	<0.0020	<0.0020	
PT	7/20/2022	0.035	0.0050	0.0091	
BED1	7/20/2022	<0.0020	<0.0020	<0.0020	
BED1	4/19/2022	<0.0020	<0.0020	<0.0020	
	10/7/2021	0.032	0.0098	0.0098	GAC installed 01/04/2022.
-DUP	10/7/2021	0.032	0.0095 J	0.0094	GAC installed 01/04/2022.
<b>Location: 640</b>					
-DUP	10/29/2021	0.042	0.0062	<0.0020	GAC installed 11/16/2022.
	10/29/2021	0.040	0.0060	<0.0020	GAC installed 11/16/2022.
<b>Location: 641</b>					
BED1	10/7/2022	<0.0020	<0.0020	<0.0020	
PT	7/11/2022	0.063	<0.0020	<0.0020	

Concentrations in ug/L. Concentrations are rounded by the laboratory and reported to two significant figures. For samples collected prior to 10/1/2013, results for PFOA are reported under the following protocol: ND < LOD < NQ < LOQ where ND = Not Detected, NQ = Not Quantifiable, LOD = Limit of Detection, LOQ = Limit of Quantitation; the LOD/LOQ may have varied by instrument and quarter. For samples collected after 10/1/2013, samples are reported to a reporting limit (RL) of 0.0050 ug/L for PFOA. For samples collected after 6/30/2016, each target compound RL is 0.0020 ug/L. J = Analyte present, reported value may not be accurate or precise; UJ = Not detected, reporting limit may not be accurate or precise; B = Not detected substantially above the level reported in the laboratory or field blanks. Samples identified as BED1 were collected after the first carbon bed. Samples identified as BED2 were collected after the second carbon bed and represent the treated water. All other samples collected were prior to Chemours treatment. Samples identified with -D or -DUP are duplicate samples. Starting with the 3Q20 samples, the samples are analyzed by USEPA Method 537.1. Prior to 3Q20, the samples were analyzed by a modified method 537. QREP = Qualification Re-Evaluation Program.

**Table 2. Residential Granular Activated Carbon (GAC) Treatment System  
Results – Chemours Chambers Works, Deepwater, New Jersey**

Field Sample ID	Date	PFOA	PFOS	PFNA	Comments
BED1	7/11/2022	<0.0020	<0.0020	<0.0020	
BED1-DUP	7/11/2022	<0.0020	<0.0020	<0.0020	
BED1	4/7/2022	0.0021	<0.0020	<0.0020	
BED2	4/7/2022	<0.0020	<0.0020	<0.0020	
	10/29/2021	0.065	<0.0020	<0.0020	GAC installed 01/05/2022.
<b>Location: 642</b>					
BED1	10/13/2022	<0.0020	<0.0020	<0.0020	
PT	8/3/2022	<0.0020	<0.0020	<0.0020	
BED1	8/3/2022	<0.0020	<0.0020	<0.0020	
BED1	5/3/2022	<0.0020	<0.0020	<0.0020	
	11/12/2021	0.097 J	0.013 J	0.017 J	GAC installed 01/27/2022.
-DUP	11/12/2021	0.080	0.017 J	0.022	GAC installed 01/27/2022.
<b>Location: 644</b>					
BED1	10/13/2022	<0.0020	<0.0020	<0.0020	
PT	8/3/2022	0.12	0.0050	0.0064	
BED1	8/3/2022	<0.0020	<0.0020	<0.0020	
BED1	5/3/2022	0.0023 J	<0.0020 UJ	<0.0020 UJ	
BED2	5/3/2022	<0.0020	<0.0020	<0.0020	

Concentrations in ug/L. Concentrations are rounded by the laboratory and reported to two significant figures. For samples collected prior to 10/1/2013, results for PFOA are reported under the following protocol: ND < LOD < NQ < LOQ where ND = Not Detected, NQ = Not Quantifiable, LOD = Limit of Detection, LOQ = Limit of Quantitation; the LOD/LOQ may have varied by instrument and quarter. For samples collected after 10/1/2013, samples are reported to a reporting limit (RL) of 0.0050 ug/L for PFOA. For samples collected after 6/30/2016, each target compound RL is 0.0020 ug/L. J = Analyte present, reported value may not be accurate or precise; UJ = Not detected, reporting limit may not be accurate or precise; B = Not detected substantially above the level reported in the laboratory or field blanks. Samples identified as BED1 were collected after the first carbon bed. Samples identified as BED2 were collected after the second carbon bed and represent the treated water. All other samples collected were prior to Chemours treatment. Samples identified with -D or -DUP are duplicate samples. Starting with the 3Q20 samples, the samples are analyzed by USEPA Method 537.1. Prior to 3Q20, the samples were analyzed by a modified method 537. QREP = Qualification Re-Evaluation Program.

**Table 2. Residential Granular Activated Carbon (GAC) Treatment System  
Results – Chemours Chambers Works, Deepwater, New Jersey**

Field Sample ID	Date	PFOA	PFOS	PFNA	Comments
-DUP	12/8/2021	0.14	0.0024	0.0048	GAC installed 01/11/2022.
	12/8/2021	0.13	0.0023	0.0044	GAC installed 01/11/2022.
<b>Location: 654</b>					
BED1	12/20/2022	<0.0020	<0.0020	<0.0020	
PT	7/26/2022	0.066	<0.0020	0.0020	
BED1	7/26/2022	<0.0020	<0.0020 UJ	<0.0020	
	2/21/2022	0.069	<0.0020	<0.0020	GAC installed 04/19/2022.
<b>Location: 657</b>					
BED1	10/24/2022	<0.0020	<0.0020	<0.0020	
	2/28/2022	0.31	0.020 J	0.070 J	GAC installed 09/29/2022.
-DUP	2/28/2022	0.39	0.021 J	0.071 J	GAC installed 09/29/2022.
<b>Location: 665</b>					
BED1	10/3/2022	<0.0020 UJ	<0.0020 UJ	<0.0020 UJ	
	4/25/2022	0.067	0.0027	0.0089	GAC installed 08/17/2022.
-DUP	4/25/2022	0.076	0.0028	0.0096	GAC installed 08/17/2022.
<b>Location: 679</b>					
BED1	11/2/2022	<0.0020	<0.0020	<0.0020	Carbon Changeout 09/02/2022 - 5yr.

Concentrations in ug/L. Concentrations are rounded by the laboratory and reported to two significant figures. For samples collected prior to 10/1/2013, results for PFOA are reported under the following protocol: ND < LOD < NQ < LOQ where ND = Not Detected, NQ = Not Quantifiable, LOD = Limit of Detection, LOQ = Limit of Quantitation; the LOD/LOQ may have varied by instrument and quarter. For samples collected after 10/1/2013, samples are reported to a reporting limit (RL) of 0.0050 ug/L for PFOA. For samples collected after 6/30/2016, each target compound RL is 0.0020 ug/L. J = Analyte present, reported value may not be accurate or precise; UJ = Not detected, reporting limit may not be accurate or precise; B = Not detected substantially above the level reported in the laboratory or field blanks. Samples identified as BED1 were collected after the first carbon bed. Samples identified as BED2 were collected after the second carbon bed and represent the treated water. All other samples collected were prior to Chemours treatment. Samples identified with -D or -DUP are duplicate samples. Starting with the 3Q20 samples, the samples are analyzed by USEPA Method 537.1. Prior to 3Q20, the samples were analyzed by a modified method 537. QREP = Qualification Re-Evaluation Program.

**Table 2. Residential Granular Activated Carbon (GAC) Treatment System  
Results – Chemours Chambers Works, Deepwater, New Jersey**

Field Sample ID	Date	PFOA	PFOS	PFNA	Comments
PT	8/17/2022	0.017 J	0.0029 J	<0.0020	New well installed, qualified for treatment. GAC System transferred from old well (Regulatory Location ID #210), installed 04/30/2018.
BED1	8/17/2022	<0.0020	<0.0020	<0.0020	New well installed, qualified for treatment. GAC System transferred from old well (Regulatory Location ID #210), installed 04/30/2018.
<b>Location: 680</b>					
-DUP	8/29/2022	0.066	0.019	0.018	GAC installed 12/01/2022.
	8/29/2022	0.058	0.019	0.018	GAC installed 12/01/2022.

Concentrations in ug/L. Concentrations are rounded by the laboratory and reported to two significant figures. For samples collected prior to 10/1/2013, results for PFOA are reported under the following protocol: ND < LOD < NQ < LOQ where ND = Not Detected, NQ = Not Quantifiable, LOD = Limit of Detection, LOQ = Limit of Quantitation; the LOD/LOQ may have varied by instrument and quarter. For samples collected after 10/1/2013, samples are reported to a reporting limit (RL) of 0.0050 ug/L for PFOA. For samples collected after 6/30/2016, each target compound RL is 0.0020 ug/L. J = Analyte present, reported value may not be accurate or precise; UJ = Not detected, reporting limit may not be accurate or precise; B = Not detected substantially above the level reported in the laboratory or field blanks. Samples identified as BED1 were collected after the first carbon bed. Samples identified as BED2 were collected after the second carbon bed and represent the treated water. All other samples collected were prior to Chemours treatment. Samples identified with -D or -DUP are duplicate samples. Starting with the 3Q20 samples, the samples are analyzed by USEPA Method 537.1. Prior to 3Q20, the samples were analyzed by a modified method 537. QREP = Qualification Re-Evaluation Program.

**Table 3. Removed Residential Granular Activated Carbon (GAC) Treatment System Results – Chemours Chambers Works, Deepwater, New Jersey**

Field Sample ID	Date	PFOA	PFOS	PFNA	Comments
<b>Location: 12</b>					
BED1	10/29/2020	<0.0020	<0.0020	<0.0020	New well installed (Regulatory Location ID #556). Not qualified so GAC removed 03/19/2021.
PT	8/26/2020	0.063	0.0032	0.0095	
BED1	8/26/2020	<0.0020	<0.0020	<0.0020	
BED1	6/16/2020	<0.0020	<0.0020	<0.0020	
BED1	2/12/2020	<0.0020	<0.0020	<0.0020	
BED1	11/11/2019	<0.0020	<0.0020	<0.0020	
PT	9/4/2019	0.13	0.0041	0.0097	
BED1	9/4/2019	<0.0020	<0.0020	<0.0020	
BED1-DUP	9/4/2019	<0.0020	<0.0020	<0.0020	
BED1	5/16/2019	<0.0020	<0.0020	<0.0020	
BED1	3/21/2019	<0.0020	<0.0020	<0.0020	
BED1-DUP	3/21/2019	<0.0020	<0.0020	<0.0020	
BED1	12/4/2018	<0.0020	<0.0020	<0.0020	
BED1-DUP	12/4/2018	<0.0020	<0.0020	<0.0020	
PT	8/14/2018	0.099	0.0033	0.0065	
BED1	8/14/2018	<0.0020	<0.0020	<0.0020	
BED1-DUP	8/14/2018	<0.0020	<0.0020	<0.0020	

Concentrations in ug/L. Concentrations are rounded by the laboratory and reported to two significant figures. For samples collected prior to 10/1/2013, results for PFOA are reported under the following protocol: ND < LOD < NQ < LOQ where ND = Not Detected, NQ = Not Quantifiable, LOD = Limit of Detection, LOQ = Limit of Quantitation; the LOD/LOQ may have varied by instrument and quarter. For samples collected after 10/1/2013, samples are reported to a reporting limit (RL) of 0.0050 ug/L for PFOA. For samples collected after 6/30/2016, each target compound RL is 0.0020 ug/L. J = Analyte present, reported value may not be accurate or precise; UJ = Not detected, reporting limit may not be accurate or precise; B = Not detected substantially above the level reported in the laboratory or field blanks. Samples identified as BED1 were collected after the first carbon bed. Samples identified as BED2 were collected after the second carbon bed and represent the treated water. All other samples collected were prior to Chemours treatment. Samples identified with -D or -DUP are duplicate samples. Starting with the 3Q20 samples, the samples are analyzed by USEPA Method 537.1. Prior to 3Q20, the samples were analyzed by a modified method 537. QREP = Qualification Re-Evaluation Program.

**Table 3. Removed Residential Granular Activated Carbon (GAC) Treatment System Results – Chemours Chambers Works, Deepwater, New Jersey**

Field Sample ID	Date	PFOA	PFOS	PFNA	Comments
BED1	5/11/2018	<0.0020	<0.0020	<0.0020	
BED1-DUP	5/11/2018	<0.0020	<0.0020	<0.0020	
BED1	3/16/2018	<0.0020	<0.0020	<0.0020	
BED1-DUP	3/16/2018	<0.0020	<0.0020	<0.0020	
BED1	12/12/2017	<0.0020	<0.0020	<0.0020	
PT	9/29/2017	0.092	0.0034	0.0061	B
BED1	9/29/2017	<0.0020	<0.0020	<0.0020	
BED1	6/23/2017	<0.0020	<0.0020	<0.0020	
	12/7/2016	0.085	0.004	0.0058	GAC installed 01/31/2017.
	3/27/2009	0.092			
<b>Location: 121</b>					
BED1	11/5/2021	<0.0020	<0.0020	<0.0020	New well installed (Regulatory Location ID #647). Not qualified so GAC removed 03/29/2022.
PT	8/24/2021	0.071	0.0034	0.0091	
BED1	8/24/2021	<0.0020	<0.0020	<0.0020	
BED1	6/21/2021	<0.0020	<0.0020	<0.0020	
BED1	3/22/2021	<0.0020	<0.0020	<0.0020	
BED1-DUP	3/22/2021	<0.0020	<0.0020	<0.0020	
BED1	11/11/2020	<0.0020	<0.0020	<0.0020	

Concentrations in ug/L. Concentrations are rounded by the laboratory and reported to two significant figures. For samples collected prior to 10/1/2013, results for PFOA are reported under the following protocol: ND < LOD < NQ < LOQ where ND = Not Detected, NQ = Not Quantifiable, LOD = Limit of Detection, LOQ = Limit of Quantitation; the LOD/LOQ may have varied by instrument and quarter. For samples collected after 10/1/2013, samples are reported to a reporting limit (RL) of 0.0050 ug/L for PFOA. For samples collected after 6/30/2016, each target compound RL is 0.0020 ug/L. J = Analyte present, reported value may not be accurate or precise; UJ = Not detected, reporting limit may not be accurate or precise; B = Not detected substantially above the level reported in the laboratory or field blanks. Samples identified as BED1 were collected after the first carbon bed. Samples identified as BED2 were collected after the second carbon bed and represent the treated water. All other samples collected were prior to Chemours treatment. Samples identified with -D or -DUP are duplicate samples. Starting with the 3Q20 samples, the samples are analyzed by USEPA Method 537.1. Prior to 3Q20, the samples were analyzed by a modified method 537. QREP = Qualification Re-Evaluation Program.



**Table 3. Removed Residential Granular Activated Carbon (GAC) Treatment System Results – Chemours Chambers Works, Deepwater, New Jersey**

Field Sample ID	Date	PFOA	PFOS	PFNA	Comments
PT	9/3/2020	0.069	0.0033	0.0093	
BED1	9/3/2020	<0.0020	<0.0020	<0.0020	
BED1	6/22/2020	<0.0020	<0.0020	<0.0020	
BED1	2/17/2020	<0.0020	<0.0020	<0.0020	
BED1	11/8/2019	<0.0020	<0.0020	<0.0020	
PT	8/30/2019	0.08	0.0032	0.007	
BED1	8/30/2019	<0.0020	<0.0020	<0.0020	
BED1	5/24/2019	<0.0020	<0.0020	<0.0020	
BED1	3/15/2019	<0.0020	<0.0020	<0.0020	
BED1	12/6/2018	<0.0020	<0.0020	<0.0020	
PT	9/10/2018	0.080	0.0024	0.0063	
BED1	9/10/2018	<0.0020	<0.0020	<0.0020	
BED1	6/21/2018	<0.0020	<0.0020	<0.0020	
BED1	3/22/2018	<0.0020	<0.0020	<0.0020	
BED1	12/21/2017	<0.0020	<0.0020	<0.0020	
PT	8/25/2017	0.088	0.0027 B	0.0059	
BED1	8/25/2017	<0.0020	<0.0020	<0.0020	
BED1	6/21/2017	<0.0020	<0.0020	<0.0020	

Concentrations in ug/L. Concentrations are rounded by the laboratory and reported to two significant figures. For samples collected prior to 10/1/2013, results for PFOA are reported under the following protocol: ND < LOD < NQ < LOQ where ND = Not Detected, NQ = Not Quantifiable, LOD = Limit of Detection, LOQ = Limit of Quantitation; the LOD/LOQ may have varied by instrument and quarter. For samples collected after 10/1/2013, samples are reported to a reporting limit (RL) of 0.0050 ug/L for PFOA. For samples collected after 6/30/2016, each target compound RL is 0.0020 ug/L. J = Analyte present, reported value may not be accurate or precise; UJ = Not detected, reporting limit may not be accurate or precise; B = Not detected substantially above the level reported in the laboratory or field blanks. Samples identified as BED1 were collected after the first carbon bed. Samples identified as BED2 were collected after the second carbon bed and represent the treated water. All other samples collected were prior to Chemours treatment. Samples identified with -D or -DUP are duplicate samples. Starting with the 3Q20 samples, the samples are analyzed by USEPA Method 537.1. Prior to 3Q20, the samples were analyzed by a modified method 537. QREP = Qualification Re-Evaluation Program.

**Table 3. Removed Residential Granular Activated Carbon (GAC) Treatment System Results – Chemours Chambers Works, Deepwater, New Jersey**

Field Sample ID	Date	PFOA	PFOS	PFNA	Comments
BED1	3/27/2017	<0.0020	<0.0020	<0.0020	
	7/14/2016	0.08	0.0025	0.0042	GAC installed 12/27/2016.
<b>Location: 127</b>					
BED1	5/19/2022	<0.0020	<0.0020	<0.0020	Carbon Changeout 03/09/2022 - 5yr. Home is going to be demolished. GAC removed 10/26/2022 at owner's request.
BED1	2/22/2022	<0.0020	<0.0020	<0.0020	
BED1	11/22/2021	<0.0020	<0.0020	<0.0020	
PT	9/2/2021	0.053	0.0021 J	0.016	
BED1	9/2/2021	<0.0020	<0.0020	<0.0020	
BED1	4/30/2021	<0.0020	<0.0020	<0.0020	
BED1	2/10/2021	<0.0020	<0.0020	<0.0020	
BED1	11/2/2020	<0.0020	<0.0020	<0.0020	
PT	8/31/2020	0.054	0.0020	0.014	
BED1	8/31/2020	<0.0020	<0.0020	<0.0020	
BED1	6/17/2020	<0.0020	<0.0020	<0.0020	
BED1	2/5/2020	<0.0020	<0.0020	<0.0020	
BED1	10/24/2019	<0.0020	<0.0020	<0.0020	
PT	8/2/2019	0.069	0.0021	0.014	
BED1	8/2/2019	<0.0020	<0.0020	<0.0020	

Concentrations in ug/L. Concentrations are rounded by the laboratory and reported to two significant figures. For samples collected prior to 10/1/2013, results for PFOA are reported under the following protocol: ND < LOD < NQ < LOQ where ND = Not Detected, NQ = Not Quantifiable, LOD = Limit of Detection, LOQ = Limit of Quantitation; the LOD/LOQ may have varied by instrument and quarter. For samples collected after 10/1/2013, samples are reported to a reporting limit (RL) of 0.0050 ug/L for PFOA. For samples collected after 6/30/2016, each target compound RL is 0.0020 ug/L. J = Analyte present, reported value may not be accurate or precise; UJ = Not detected, reporting limit may not be accurate or precise; B = Not detected substantially above the level reported in the laboratory or field blanks. Samples identified as BED1 were collected after the first carbon bed. Samples identified as BED2 were collected after the second carbon bed and represent the treated water. All other samples collected were prior to Chemours treatment. Samples identified with -D or -DUP are duplicate samples. Starting with the 3Q20 samples, the samples are analyzed by USEPA Method 537.1. Prior to 3Q20, the samples were analyzed by a modified method 537. QREP = Qualification Re-Evaluation Program.

**Table 3. Removed Residential Granular Activated Carbon (GAC) Treatment System Results – Chemours Chambers Works, Deepwater, New Jersey**

Field Sample ID	Date	PFOA	PFOS	PFNA	Comments
BED1	4/18/2019	<0.0020	<0.0020	<0.0020	
BED1	2/8/2019	<0.0020	<0.0020	<0.0020	
BED1	11/9/2018	<0.0020	<0.0020	<0.0020	
PT	8/7/2018	0.074	0.0020	0.013	
BED1	8/7/2018	<0.0020	<0.0020	<0.0020	
BED1	5/8/2018	<0.0020	<0.0020	<0.0020	
BED1	3/16/2018	<0.0020	<0.0020	<0.0020	
BED1	12/12/2017	<0.0020	<0.0020	<0.0020	
PT	9/11/2017	0.073	0.0026	0.011	
BED1	9/11/2017	<0.0020	<0.0020	<0.0020	
BED1	6/20/2017	<0.0020	<0.0020	<0.0020	
BED1	3/27/2017	<0.0020	<0.0020	<0.0020	
-DUP	9/26/2016	0.083	0.0053 J	0.0088	GAC installed 12/14/2016.
	9/26/2016	0.084	0.0021 J	0.0085	GAC installed 12/14/2016.
<b>Location: 151</b>					
BED1	6/6/2019	<0.0020	<0.0020	<0.0020	PWS connection 06/13/2019. GAC removed 06/21/2019.
BED1-DUP	6/6/2019	<0.0020	<0.0020	<0.0020	PWS connection 06/13/2019. GAC removed 06/21/2019.
BED1	2/1/2019	<0.0020	<0.0020	<0.0020	

Concentrations in ug/L. Concentrations are rounded by the laboratory and reported to two significant figures. For samples collected prior to 10/1/2013, results for PFOA are reported under the following protocol: ND < LOD < NQ < LOQ where ND = Not Detected, NQ = Not Quantifiable, LOD = Limit of Detection, LOQ = Limit of Quantitation; the LOD/LOQ may have varied by instrument and quarter. For samples collected after 10/1/2013, samples are reported to a reporting limit (RL) of 0.0050 ug/L for PFOA. For samples collected after 6/30/2016, each target compound RL is 0.0020 ug/L. J = Analyte present, reported value may not be accurate or precise; UJ = Not detected, reporting limit may not be accurate or precise; B = Not detected substantially above the level reported in the laboratory or field blanks. Samples identified as BED1 were collected after the first carbon bed. Samples identified as BED2 were collected after the second carbon bed and represent the treated water. All other samples collected were prior to Chemours treatment. Samples identified with -D or -DUP are duplicate samples. Starting with the 3Q20 samples, the samples are analyzed by USEPA Method 537.1. Prior to 3Q20, the samples were analyzed by a modified method 537. QREP = Qualification Re-Evaluation Program.

**Table 3. Removed Residential Granular Activated Carbon (GAC) Treatment System Results – Chemours Chambers Works, Deepwater, New Jersey**

Field Sample ID	Date	PFOA	PFOS	PFNA	Comments
BED1	10/30/2018	<0.0020	<0.0020	<0.0020	
PT	7/13/2018	0.020	<0.0020	<0.0020	
BED1	7/13/2018	<0.0020	<0.0020	<0.0020	
BED1	4/30/2018	<0.0020	<0.0020	<0.0020	
	2/20/2017	0.02 B	<0.0020	<0.0020	GAC installed 11/21/2017.
<b>Location: 191</b>					
BED1	11/12/2018	<0.0020	<0.0020	<0.0020	New well installed (Regulatory Location ID #399). Not qualified so GAC removed 06/20/2019.
PT	8/14/2018	0.070	0.0046	0.015	
BED1	8/14/2018	<0.0020	<0.0020	<0.0020	
BED1	5/16/2018	<0.0020	<0.0020	<0.0020	
BED1	3/14/2018	<0.0020	<0.0020	<0.0020	
BED1	12/12/2017	<0.0020	<0.0020	<0.0020	Carbon Changeout 12/08/2017 - Fe.
	7/12/2017	0.071	0.0053	0.016	GAC installed 09/08/2017.
<b>Location: 210</b>					
BED1	5/17/2022	<0.0020	<0.0020	<0.0020	New well installed (Regulatory Location ID #679). Qualified for treatment so GAC System transferred to new well.
BED1	2/16/2022	<0.0020	<0.0020	<0.0020	
BED1	11/15/2021	<0.0020	<0.0020	<0.0020	

Concentrations in ug/L. Concentrations are rounded by the laboratory and reported to two significant figures. For samples collected prior to 10/1/2013, results for PFOA are reported under the following protocol: ND < LOD < NQ < LOQ where ND = Not Detected, NQ = Not Quantifiable, LOD = Limit of Detection, LOQ = Limit of Quantitation; the LOD/LOQ may have varied by instrument and quarter. For samples collected after 10/1/2013, samples are reported to a reporting limit (RL) of 0.0050 ug/L for PFOA. For samples collected after 6/30/2016, each target compound RL is 0.0020 ug/L. J = Analyte present, reported value may not be accurate or precise; UJ = Not detected, reporting limit may not be accurate or precise; B = Not detected substantially above the level reported in the laboratory or field blanks. Samples identified as BED1 were collected after the first carbon bed. Samples identified as BED2 were collected after the second carbon bed and represent the treated water. All other samples collected were prior to Chemours treatment. Samples identified with -D or -DUP are duplicate samples. Starting with the 3Q20 samples, the samples are analyzed by USEPA Method 537.1. Prior to 3Q20, the samples were analyzed by a modified method 537. QREP = Qualification Re-Evaluation Program.

**Table 3. Removed Residential Granular Activated Carbon (GAC) Treatment System Results – Chemours Chambers Works, Deepwater, New Jersey**

Field Sample ID	Date	PFOA	PFOS	PFNA	Comments
PT	8/30/2021	0.067	0.0071	0.013	
BED1	8/30/2021	<0.0020	<0.0020	<0.0020	
BED1	6/7/2021	<0.0020	<0.0020	<0.0020	
BED1-DUP	6/7/2021	<0.0020	<0.0020	<0.0020	
BED1	3/10/2021	<0.0020	<0.0020	<0.0020	
BED1	11/16/2020	<0.0020	<0.0020	<0.0020	
PT	9/9/2020	0.064	0.0052	0.0084	
BED1	9/9/2020	<0.0020	<0.0020	<0.0020	
BED1	6/19/2020	<0.0020	<0.0020	<0.0020	
BED1	3/6/2020	<0.0020	<0.0020	<0.0020	
BED1	11/22/2019	<0.0020	<0.0020	<0.0020	
PT	8/23/2019	0.055	0.0047	0.0064	
BED1	8/23/2019	<0.0020	<0.0020	<0.0020	
BED1	4/30/2019	<0.0020	<0.0020	<0.0020	
BED1	2/22/2019	<0.0020	<0.0020	<0.0020	
BED1	11/14/2018	<0.0020	<0.0020	<0.0020	
PT	8/23/2018	0.056	0.0077	0.0094	
BED1	8/23/2018	<0.0020	<0.0020	<0.0020	

Concentrations in ug/L. Concentrations are rounded by the laboratory and reported to two significant figures. For samples collected prior to 10/1/2013, results for PFOA are reported under the following protocol: ND < LOD < NQ < LOQ where ND = Not Detected, NQ = Not Quantifiable, LOD = Limit of Detection, LOQ = Limit of Quantitation; the LOD/LOQ may have varied by instrument and quarter. For samples collected after 10/1/2013, samples are reported to a reporting limit (RL) of 0.0050 ug/L for PFOA. For samples collected after 6/30/2016, each target compound RL is 0.0020 ug/L. J = Analyte present, reported value may not be accurate or precise; UJ = Not detected, reporting limit may not be accurate or precise; B = Not detected substantially above the level reported in the laboratory or field blanks. Samples identified as BED1 were collected after the first carbon bed. Samples identified as BED2 were collected after the second carbon bed and represent the treated water. All other samples collected were prior to Chemours treatment. Samples identified with -D or -DUP are duplicate samples. Starting with the 3Q20 samples, the samples are analyzed by USEPA Method 537.1. Prior to 3Q20, the samples were analyzed by a modified method 537. QREP = Qualification Re-Evaluation Program.

**Table 3. Removed Residential Granular Activated Carbon (GAC) Treatment System Results – Chemours Chambers Works, Deepwater, New Jersey**

Field Sample ID	Date	PFOA	PFOS	PFNA	Comments
	10/27/2017	0.068	0.0058	0.0074	GAC installed 04/30/2018.
<b>Location: 221</b>					
PT	9/24/2018	0.050	0.0047	0.0029	GAC removed 10/19/2018 at owner's request. Permanent bottled water.
BED1	9/24/2018	<0.0020	<0.0020	<0.0020	GAC removed 10/19/2018 at owner's request. Permanent bottled water.
BED1	4/18/2018	<0.0020	<0.0020	<0.0020	
	11/3/2017	0.046	0.0053	0.0024	GAC installed 02/21/2018.
<b>Location: 232</b>					
BED1	5/4/2021	0.0087	<0.0020	<0.0020	Carbon Changeout 06/10/2021 - results driven. PWS connection 06/25/2021. GAC removed 06/25/2021. Well abandoned 08/12/2021.
BED2	5/4/2021	0.0022	<0.0020	<0.0020	Carbon Changeout 06/10/2021 - results driven. PWS connection 06/25/2021. GAC removed 06/25/2021. Well abandoned 08/12/2021.
BED1	2/9/2021	0.0048	<0.0020	<0.0020	
BED2	2/9/2021	<0.0020	<0.0020	<0.0020	
BED1	11/3/2020	0.0051	<0.0020	<0.0020	
PT	9/2/2020	0.10	0.0021	0.012	
BED1	9/2/2020	0.0038	<0.0020	<0.0020	
BED1	6/22/2020	0.0085	<0.0020	<0.0020	

Concentrations in ug/L. Concentrations are rounded by the laboratory and reported to two significant figures. For samples collected prior to 10/1/2013, results for PFOA are reported under the following protocol: ND < LOD < NQ < LOQ where ND = Not Detected, NQ = Not Quantifiable, LOD = Limit of Detection, LOQ = Limit of Quantitation; the LOD/LOQ may have varied by instrument and quarter. For samples collected after 10/1/2013, samples are reported to a reporting limit (RL) of 0.0050 ug/L for PFOA. For samples collected after 6/30/2016, each target compound RL is 0.0020 ug/L. J = Analyte present, reported value may not be accurate or precise; UJ = Not detected, reporting limit may not be accurate or precise; B = Not detected substantially above the level reported in the laboratory or field blanks. Samples identified as BED1 were collected after the first carbon bed. Samples identified as BED2 were collected after the second carbon bed and represent the treated water. All other samples collected were prior to Chemours treatment. Samples identified with -D or -DUP are duplicate samples. Starting with the 3Q20 samples, the samples are analyzed by USEPA Method 537.1. Prior to 3Q20, the samples were analyzed by a modified method 537. QREP = Qualification Re-Evaluation Program.

**Table 3. Removed Residential Granular Activated Carbon (GAC) Treatment System Results – Chemours Chambers Works, Deepwater, New Jersey**

Field Sample ID	Date	PFOA	PFOS	PFNA	Comments
BED1	3/16/2020	0.0051	<0.0020	<0.0020	
BED1	11/25/2019	<0.0020	<0.0020	<0.0020	
PT	8/29/2019	0.13	0.0023	0.016	
BED1	8/29/2019	<0.0020	<0.0020	<0.0020	
BED1	5/1/2019	<0.0020	<0.0020	<0.0020	
BED1	2/21/2019	<0.0020	<0.0020	<0.0020	
BED1	10/30/2018	<0.0020	<0.0020	<0.0020	
PT	7/24/2018	0.15	0.0025	0.010	
BED1	7/24/2018	<0.0020	<0.0020	<0.0020	
BED1	5/3/2018	<0.0020	<0.0020	<0.0020	
	11/20/2017	0.063	0.0024	0.0047	GAC installed 02/23/2018.
<b>Location: 245</b>					
	7/28/2022	0.0080	<0.0020	<0.0020	
-DUP	7/28/2022	0.0082	<0.0020	<0.0020	
	8/2/2021	0.0042	<0.0020	<0.0020	Well resampled and not qualified. Well included in QREP.
	4/14/2021	<0.0020 UJ	<0.0020	<0.0020 UJ	Well resampled and not qualified. Permanent bottled water stopped.
-DUP	4/14/2021	<0.0020	<0.0020	<0.0020	Well resampled and not qualified. Permanent bottled water stopped.

Concentrations in ug/L. Concentrations are rounded by the laboratory and reported to two significant figures. For samples collected prior to 10/1/2013, results for PFOA are reported under the following protocol: ND < LOD < NQ < LOQ where ND = Not Detected, NQ = Not Quantifiable, LOD = Limit of Detection, LOQ = Limit of Quantitation; the LOD/LOQ may have varied by instrument and quarter. For samples collected after 10/1/2013, samples are reported to a reporting limit (RL) of 0.0050 ug/L for PFOA. For samples collected after 6/30/2016, each target compound RL is 0.0020 ug/L. J = Analyte present, reported value may not be accurate or precise; UJ = Not detected, reporting limit may not be accurate or precise; B = Not detected substantially above the level reported in the laboratory or field blanks. Samples identified as BED1 were collected after the first carbon bed. Samples identified as BED2 were collected after the second carbon bed and represent the treated water. All other samples collected were prior to Chemours treatment. Samples identified with -D or -DUP are duplicate samples. Starting with the 3Q20 samples, the samples are analyzed by USEPA Method 537.1. Prior to 3Q20, the samples were analyzed by a modified method 537. QREP = Qualification Re-Evaluation Program.

**Table 3. Removed Residential Granular Activated Carbon (GAC) Treatment System Results – Chemours Chambers Works, Deepwater, New Jersey**

Field Sample ID	Date	PFOA	PFOS	PFNA	Comments
PT	9/3/2019	0.034	<0.0020	0.0049	GAC removed 11/19/2019 at owner's request. Permanent bottled water.
BED1	9/3/2019	<0.0020	<0.0020	<0.0020	GAC removed 11/19/2019 at owner's request. Permanent bottled water.
BED1	6/7/2019	<0.0020	<0.0020	<0.0020	
BED1	2/26/2019	<0.0020	<0.0020	<0.0020	
BED1	11/9/2018	<0.0020	<0.0020	<0.0020	
PT	8/10/2018	0.027	<0.0020	0.0026	
BED1	8/10/2018	<0.0020	<0.0020	<0.0020	
BED1	5/4/2018	<0.0020	<0.0020	<0.0020	
	11/30/2017	0.032	<0.0020	0.0036	GAC installed 03/30/2018.
<b>Location: 302</b>					
PT	8/20/2019	0.034	0.0061	0.0028	New well installed (Regulatory Location ID #416). Not qualified so GAC removed 12/05/2019.
BED1	8/20/2019	<0.0020	<0.0020	<0.0020	New well installed (Regulatory Location ID #416). Not qualified so GAC removed 12/05/2019.
BED1	5/21/2019	<0.0020	<0.0020	<0.0020	
BED1	2/15/2019	<0.0020	<0.0020	<0.0020	
BED1	11/27/2018	<0.0020	<0.0020	<0.0020	
PT	9/28/2018	0.033	0.0031	0.0022	
BED1	9/28/2018	<0.0020	0.0034	<0.0020	

Concentrations in ug/L. Concentrations are rounded by the laboratory and reported to two significant figures. For samples collected prior to 10/1/2013, results for PFOA are reported under the following protocol: ND < LOD < NQ < LOQ where ND = Not Detected, NQ = Not Quantifiable, LOD = Limit of Detection, LOQ = Limit of Quantitation; the LOD/LOQ may have varied by instrument and quarter. For samples collected after 10/1/2013, samples are reported to a reporting limit (RL) of 0.0050 ug/L for PFOA. For samples collected after 6/30/2016, each target compound RL is 0.0020 ug/L. J = Analyte present, reported value may not be accurate or precise; UJ = Not detected, reporting limit may not be accurate or precise; B = Not detected substantially above the level reported in the laboratory or field blanks. Samples identified as BED1 were collected after the first carbon bed. Samples identified as BED2 were collected after the second carbon bed and represent the treated water. All other samples collected were prior to Chemours treatment. Samples identified with -D or -DUP are duplicate samples. Starting with the 3Q20 samples, the samples are analyzed by USEPA Method 537.1. Prior to 3Q20, the samples were analyzed by a modified method 537. QREP = Qualification Re-Evaluation Program.



**Table 3. Removed Residential Granular Activated Carbon (GAC) Treatment System Results – Chemours Chambers Works, Deepwater, New Jersey**

Field Sample ID	Date	PFOA	PFOS	PFNA	Comments
	4/25/2018	0.04	0.0032	<0.0020	GAC installed 06/28/2018.
<b>Location: 359</b>					
BED1	1/28/2021	0.010	<0.0020	<0.0020	Home is going to be demolished for warehouse development. GAC removed 11/30/2021 at owner's request.
BED2	1/28/2021	<0.0020	<0.0020	<0.0020	Home is going to be demolished. GAC removed 11/30/2021 at owner's request.
BED1	10/15/2020	0.019	<0.0020	<0.0020	
BED2	10/15/2020	<0.0020	<0.0020	<0.0020	
PT	8/12/2020	0.089	<0.0020	0.0038	
BED1	8/12/2020	0.0032	<0.0020	<0.0020	
BED1	6/4/2020	0.0068	<0.0020	<0.0020	
BED1	1/23/2020	0.0049	<0.0020	<0.0020	
BED1	10/7/2019	<0.0020	<0.0020	<0.0020	
PT	7/2/2019	0.083	<0.0020	0.0020	
BED1	7/2/2019	<0.0020	<0.0020	<0.0020	
BED1	4/2/2019	<0.0020	<0.0020	<0.0020	
	12/11/2018	0.067	<0.0020	<0.0020	GAC installed 03/29/2019.
<b>Location: 450</b>					
BED1	5/24/2022	<0.0020	<0.0020	<0.0020	New well installed (Regulatory Location ID #681). Not qualified so GAC removed 10/26/2022.

Concentrations in ug/L. Concentrations are rounded by the laboratory and reported to two significant figures. For samples collected prior to 10/1/2013, results for PFOA are reported under the following protocol: ND < LOD < NQ < LOQ where ND = Not Detected, NQ = Not Quantifiable, LOD = Limit of Detection, LOQ = Limit of Quantitation; the LOD/LOQ may have varied by instrument and quarter. For samples collected after 10/1/2013, samples are reported to a reporting limit (RL) of 0.0050 ug/L for PFOA. For samples collected after 6/30/2016, each target compound RL is 0.0020 ug/L. J = Analyte present, reported value may not be accurate or precise; UJ = Not detected, reporting limit may not be accurate or precise; B = Not detected substantially above the level reported in the laboratory or field blanks. Samples identified as BED1 were collected after the first carbon bed. Samples identified as BED2 were collected after the second carbon bed and represent the treated water. All other samples collected were prior to Chemours treatment. Samples identified with -D or -DUP are duplicate samples. Starting with the 3Q20 samples, the samples are analyzed by USEPA Method 537.1. Prior to 3Q20, the samples were analyzed by a modified method 537. QREP = Qualification Re-Evaluation Program.

**Table 3. Removed Residential Granular Activated Carbon (GAC) Treatment System Results – Chemours Chambers Works, Deepwater, New Jersey**

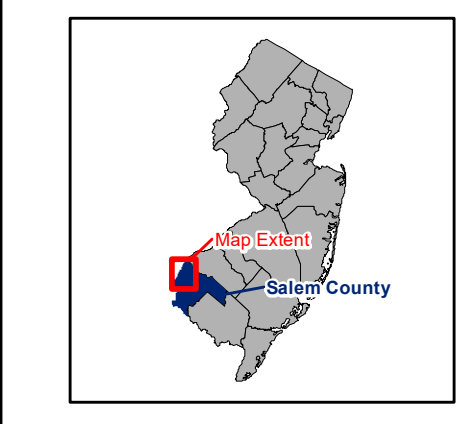
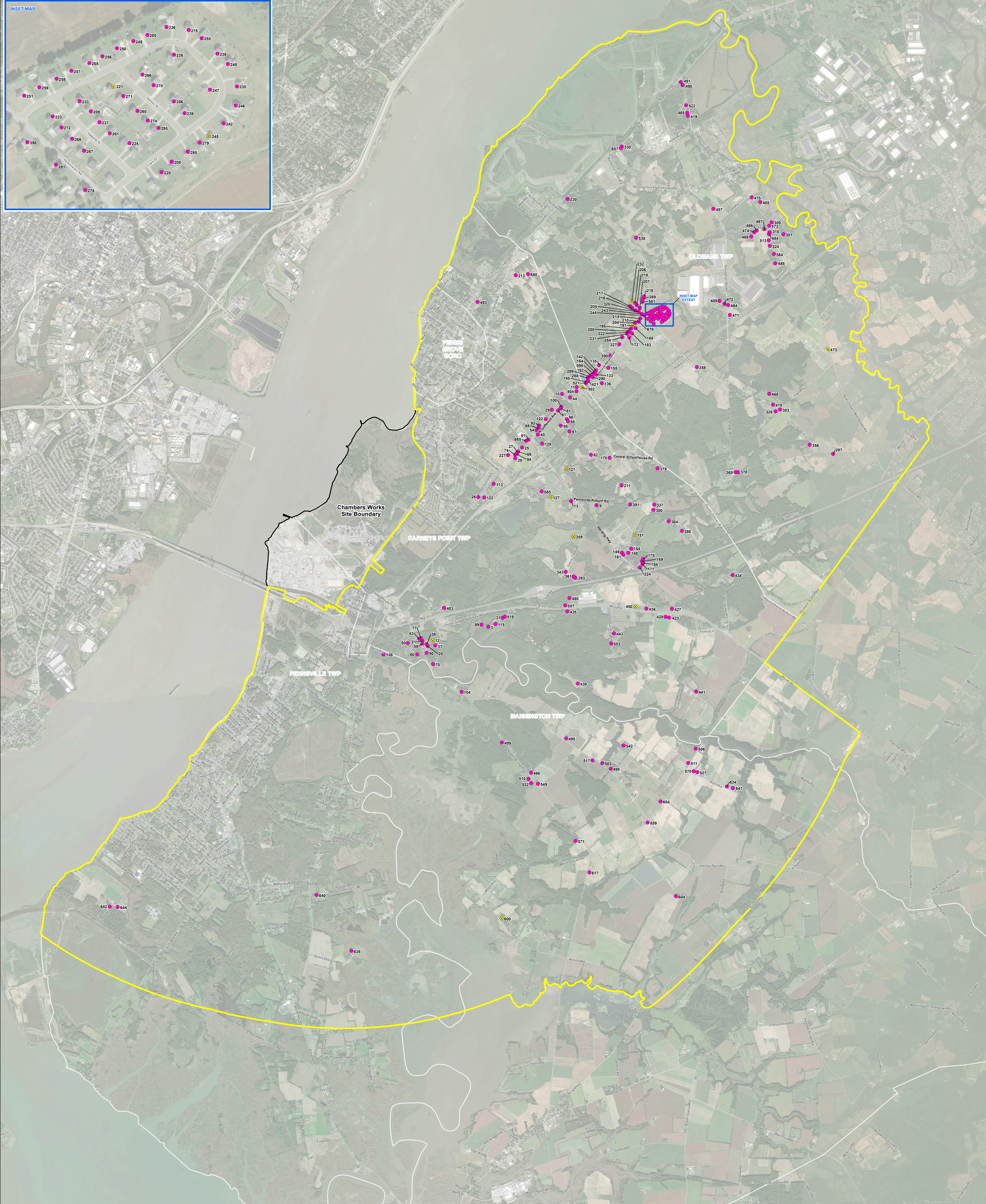
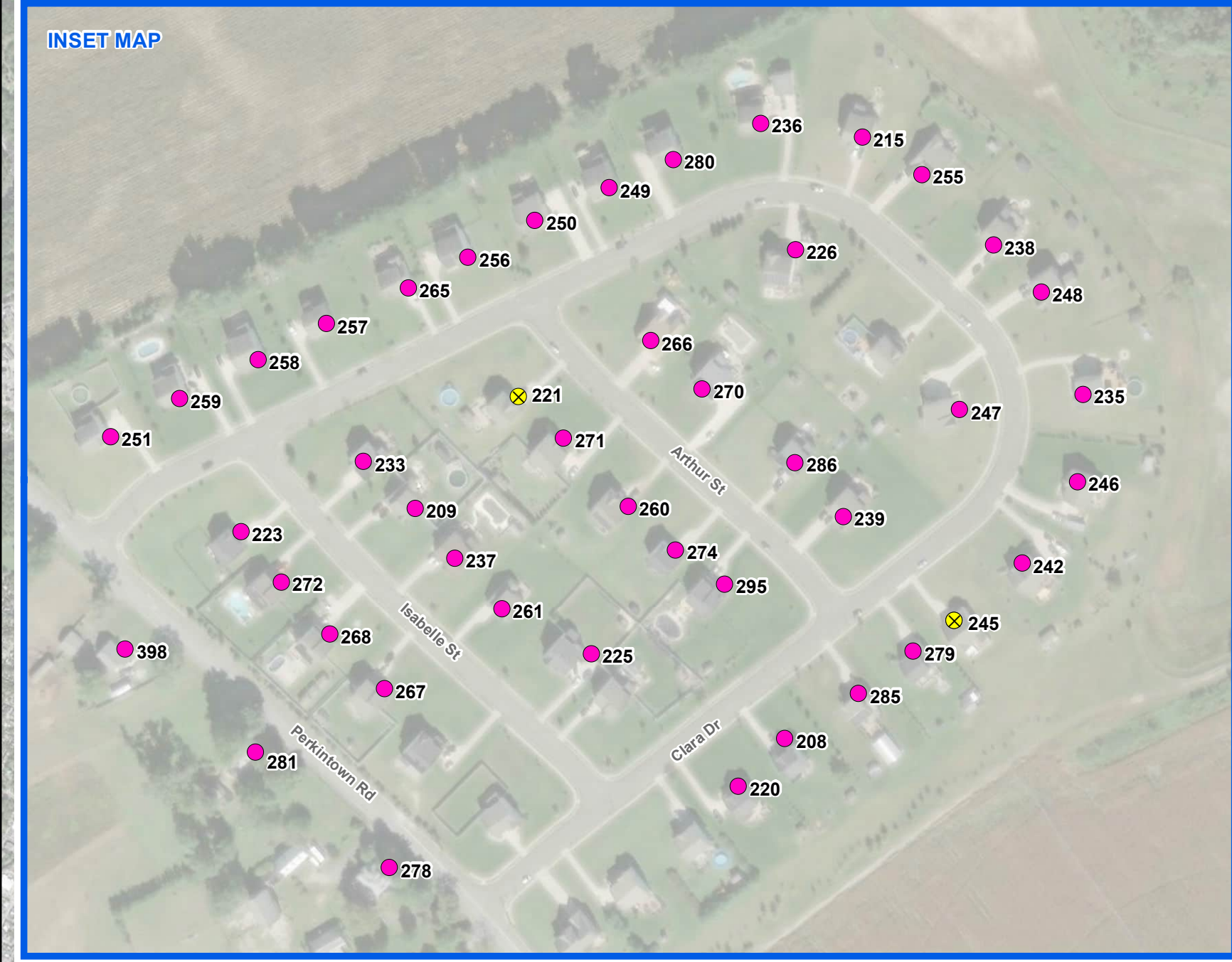
Field Sample ID	Date	PFOA	PFOS	PFNA	Comments
BED1	2/9/2022	<0.0020	<0.0020	<0.0020	
BED1	11/8/2021	<0.0020	<0.0020	<0.0020	
PT	8/25/2021	0.034	0.0022	0.0033	
BED1	8/25/2021	<0.0020	<0.0020	<0.0020	
BED1	6/16/2021	<0.0020	<0.0020	<0.0020	
BED1	1/21/2021	<0.0020	<0.0020	<0.0020	
	8/25/2020	0.053	0.0059	0.0075	GAC installed 10/28/2020.
<b>Location: 473</b>					
BED1	5/12/2022	0.0026	<0.0020	<0.0020	Home is going to be demolished for warehouse development. GAC removed 12/06/2022 at owner's request.
BED2	5/12/2022	<0.0020	<0.0020	<0.0020	Home is going to be demolished for warehouse development. GAC removed 12/06/2022 at owner's request.
BED1	2/14/2022	<0.0020	<0.0020	<0.0020	
BED1	11/9/2021	<0.0020	<0.0020	<0.0020	
PT	8/23/2021	0.040	0.0058	0.016	
BED1	8/23/2021	0.0026	<0.0020	<0.0020	
BED2	8/23/2021	<0.0020	<0.0020	<0.0020	
BED1	6/1/2021	<0.0020	<0.0020	<0.0020	
BED1	2/12/2021	0.0024	<0.0020	<0.0020	

Concentrations in ug/L. Concentrations are rounded by the laboratory and reported to two significant figures. For samples collected prior to 10/1/2013, results for PFOA are reported under the following protocol: ND < LOD < NQ < LOQ where ND = Not Detected, NQ = Not Quantifiable, LOD = Limit of Detection, LOQ = Limit of Quantitation; the LOD/LOQ may have varied by instrument and quarter. For samples collected after 10/1/2013, samples are reported to a reporting limit (RL) of 0.0050 ug/L for PFOA. For samples collected after 6/30/2016, each target compound RL is 0.0020 ug/L. J = Analyte present, reported value may not be accurate or precise; UJ = Not detected, reporting limit may not be accurate or precise; B = Not detected substantially above the level reported in the laboratory or field blanks. Samples identified as BED1 were collected after the first carbon bed. Samples identified as BED2 were collected after the second carbon bed and represent the treated water. All other samples collected were prior to Chemours treatment. Samples identified with -D or -DUP are duplicate samples. Starting with the 3Q20 samples, the samples are analyzed by USEPA Method 537.1. Prior to 3Q20, the samples were analyzed by a modified method 537. QREP = Qualification Re-Evaluation Program.

**Table 3. Removed Residential Granular Activated Carbon (GAC) Treatment System Results – Chemours Chambers Works, Deepwater, New Jersey**

Field Sample ID	Date	PFOA	PFOS	PFNA	Comments
BED2	2/12/2021	<0.0020	<0.0020	<0.0020	
BED1	11/30/2020	0.0027	<0.0020	<0.0020	
BED1-DUP	11/30/2020	0.0031	<0.0020	<0.0020	
PT	9/29/2020	0.058	0.0045	0.0076	GAC installed by NJDEP 04/18/2018.
BED1	9/29/2020	<0.0020	<0.0020	<0.0020	
<b>Location: 600</b>					
BED1	1/5/2022	<0.0020	<0.0020	<0.0020	GAC removed 02/02/2022 at owner's request. Permanent bottled water.
BED1-DUP	1/5/2022	<0.0020	<0.0020	<0.0020	GAC removed 02/02/2022 at owner's request. Permanent bottled water.
POST	8/4/2021	<0.0020	<0.0020	<0.0020	GAC installed 10/27/2021.
PRE	8/4/2021	0.11	0.017	0.018	GAC installed 10/27/2021.

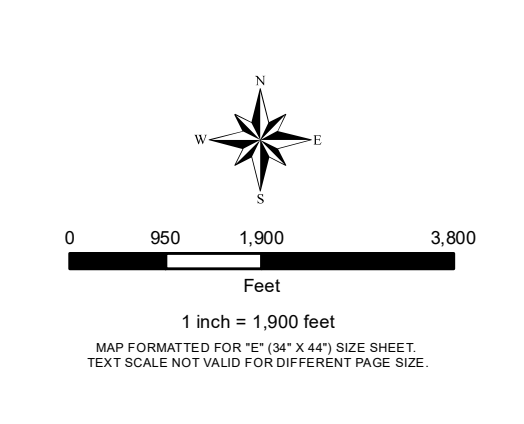
Concentrations in ug/L. Concentrations are rounded by the laboratory and reported to two significant figures. For samples collected prior to 10/1/2013, results for PFOA are reported under the following protocol: ND < LOD < NQ < LOQ where ND = Not Detected, NQ = Not Quantifiable, LOD = Limit of Detection, LOQ = Limit of Quantitation; the LOD/LOQ may have varied by instrument and quarter. For samples collected after 10/1/2013, samples are reported to a reporting limit (RL) of 0.0050 ug/L for PFOA. For samples collected after 6/30/2016, each target compound RL is 0.0020 ug/L. J = Analyte present, reported value may not be accurate or precise; UJ = Not detected, reporting limit may not be accurate or precise; B = Not detected substantially above the level reported in the laboratory or field blanks. Samples identified as BED1 were collected after the first carbon bed. Samples identified as BED2 were collected after the second carbon bed and represent the treated water. All other samples collected were prior to Chemours treatment. Samples identified with -D or -DUP are duplicate samples. Starting with the 3Q20 samples, the samples are analyzed by USEPA Method 537.1. Prior to 3Q20, the samples were analyzed by a modified method 537. QREP = Qualification Re-Evaluation Program.



- LEGEND**
- GAC System Currently Installed
  - GAC System Removed
  - Current Investigation Area
  - ▭ Property Boundary
  - ▭ Municipal Boundary

**Notes:**  
 This figure shows the location of all residential granular activated carbon (GAC) systems that were installed and which are now included in Chemours' Operation, Maintenance, and Monitoring (OMM) program or were installed and later removed by Chemours near the Chemours Chambers Works site in Deepwater, New Jersey as of December 31, 2022. See Table 1 for information on each GAC system installed. See Table 2 for available perfluorooctanoic acid (PFQA), perfluorooctanesulfonic acid (PFOS) and perfluorononanoic acid (PFNA) results for each location where a GAC system is installed. See Table 3 for available PFQA, PFOS and PFNA results for each location where a GAC system was installed and later removed.

Maxar 2020 Aerial Source: Esri, DigitalGlobe, GeoEye, Earthstar Geographics, CNES/Airbus DS, USDA, USGS, AEX, Geomatics, AeroGRID, IGN, IGP, swisstopo, and the GIS User Community.



**AECOM**  
 248 Chapman Road  
 Suite 101  
 Newark, DE 19702

**EVERGREEN RESIDENTIAL GRANULAR ACTIVATED CARBON (GAC) SYSTEMS LOCATION MAP**

ISSUE NUMBER: 23005	PROJECT NUMBER: 00997560
DESIGNED BY: N. DEPOSE	DATE: 2/8/2023
DRAWN BY: C. DUFFY	PROJECT NUMBER:
CHECKED BY: K. BROGAN	1