



Geosyntec Consultants of NC, P.C.  
NC License No.: C-3500 and C-295

---

# **CHARACTERIZATION OF PFAS IN PROCESS AND NON-PROCESS WASTEWATER AND STORMWATER**

## **Quarterly Report #3**

*Prepared for*

**The Chemours Company FC, LLC**  
22828 NC-87  
Fayetteville, NC 28306

*Prepared by*

Geosyntec Consultants of NC, P.C.  
2501 Blue Ridge Road, Suite 430  
Raleigh, NC 27607

Geosyntec Project Number TR0795

January 31, 2020

**TABLE OF CONTENTS**

1. INTRODUCTION ..... 1

    1.1 Background..... 1

    1.2 Activities Completed for this Quarterly Report ..... 2

    1.3 Report Organization ..... 3

2. METHODS ..... 4

    2.1 Sample Locations ..... 4

    2.2 Field Methods ..... 5

        2.2.1 General Field Methods..... 5

        2.2.2 Decontamination Methods ..... 5

        2.2.3 Grab Sampling Methods ..... 6

        2.2.4 Temporal Composite Sampling Methods ..... 6

        2.2.5 Sample Shipping, Chain of Custody, and Holding Times ..... 7

        2.2.6 Field QA/QC Samples ..... 7

        2.2.7 Documentation ..... 7

    2.3 Laboratory Methods ..... 7

        2.3.1 Analytical Methods ..... 7

        2.3.2 Laboratory and Field QA/QC..... 8

3. RESULTS AND OBSERVATIONS ..... 9

    3.1 Data Quality..... 9

        3.1.1 Data Management and Reporting..... 10

        3.1.2 QA/QC Samples..... 10

    3.2 Investigative Sample Results..... 11

    3.3 Observations ..... 11

4. SAMPLING PROGRAM STATUS ..... 17

    4.1 Activities Planned for Next Quarter ..... 17

5. SUMMARY AND RECOMMENDATIONS ..... 18

6. REFERENCES ..... 19

## **LIST OF TABLES**

Table 1: Paragraph 11(b) Proposed Sample Location Summary

Table 2: Summary of Samples Collected

Table 3: PFAS and Associated Analytical Methods

Table 4: Analytical Results – 2019 Quarter 4

Table 5: Analytical Results – All Events

Table 6: Total Daily Precipitation – 2019 Quarter 4

## **LIST OF FIGURES**

Figure 1: Site Location Map

Figure 2: Paragraph 11(b) Sample Locations

Figure 3A: HFPO-DA, PFMOAA, and PMPA Concentrations – Locations that Reach Outfall 002

Figure 3B: Total Table 3+ Concentrations – Locations that Reach Outfall 002

Figure 4A: Intake and Outfall 002 HFPO-DA Concentrations

Figure 4B: Intake and Outfall 002 PFMOAA Concentrations

Figure 4C: Intake and Outfall 002 PMPA Concentrations

## **LIST OF APPENDICES**

Appendix A: Field Parameters

Appendix B: Laboratory Reports and Data Review Narrative Whitebooks

## ACRONYMS AND ABBREVIATIONS

COC – Chain of Custody  
DEQ – The North Carolina Department of Environmental Quality  
DO – Dissolved oxygen  
DQO – data quality objectives  
DVM – Data Verification Module  
EIM – Environmental Information Management  
EPA – Environmental Protection Agency  
HDPE – High Density Polyethylene  
HFPO-DA – Hexafluoropropylene oxide dimer acid  
mg/L – Milligrams per liter  
mL – Milliliter  
MS – Matrix spike  
MSD – Matrix spike duplicates  
mV – Millivolts  
ng/L – Nanograms per liter  
NCCW – Non-contact cooling water  
NTU – Nephelometric turbidity units  
ORP – Oxidation/Reduction Potential  
PEPA – Perfluoroethoxypropyl carboxylic acid  
PFAS – Per- and polyfluoroalkyl substances  
PFESA-BP1 – Byproduct 1  
PFESA-BP2 – Byproduct 2  
PFMOAA – 2,2-difluoro-2-(trifluoromethoxy) acetic acid  
PFNA – Perfluorononanoic acid  
PFO3DA – Perfluoro(3,5,7-trioxaoctanoic) acid  
PFO4DA – Perfluoro(3,5,7,9-tetraoxadecanoic) acid  
PFO5DA – Perfluoro(3,5,7,9,11-pentaoxadodecanoic) acid  
PMPA – Perfluoromethoxypropyl carboxylic acid  
QA/QC – Quality assurance/ quality control  
RPD – Relative percent difference  
SC – Specific conductance  
SOP –Standard Operating Procedure



## **ACRONYMS AND ABBREVIATIONS (CONTINUED)**

TestAmerica – TestAmerica Sacramento

WWTP – Wastewater treatment plant

°C – Degrees Celsius

μmho - micromhos

“I certify that I am personally familiar with the information contained in this submittal, including any and all supporting documents accompanying this report, and that the material and information contained herein is, to the best of my knowledge and belief, true, accurate and complete.”



January 31, 2020

Adrienne Nemura, North Carolina Licensed Professional Engineer 038141

Geosyntec Consultants of NC, PC is licensed to practice engineering in North Carolina. The certification number (Firm's License Number) is C-3500.

Geosyntec Consultants of NC, PC is licensed to practice geology in North Carolina. The certification number (Firm's License Number) is C-295.

## 1. INTRODUCTION

This report was prepared by Geosyntec Consultants of NC, P.C. (Geosyntec) for The Chemours Company FC, LLC (Chemours) to provide a quarterly update on the identification and concentrations of per- and polyfluoroalkyl substances (“PFAS”) in process wastewater, non-process wastewater, and stormwater at the Chemours Fayetteville Works, North Carolina site (the Facility, Figure 1). This report is prepared pursuant to Paragraph 11(c) in the executed Consent Order entered February 25, 2019 amongst Chemours, the North Carolina Department of Environmental Quality (DEQ) and Cape Fear River Watch.

This is the third quarterly report addressing Paragraph 11(c) of the Consent Order. The objective of this report, as stated in the PFAS Characterization Sampling Plan (Geosyntec, 2019a), is to characterize the concentrations of PFAS in the raw water intake at the facility, process wastewater, non-process wastewater, and stormwater, including water that is discharged through Outfall 002.

### 1.1 Background

Chemours submitted an Updated PFAS Characterization Sampling Plan (the Plan) to DEQ on May 6, 2019 (Geosyntec, 2019a) based on comments received on the draft plan submitted on December 30, 2018. On June 19, 2019, DEQ provided written approval of the Plan to Chemours.

The first quarterly report for this program was submitted on July 31, 2019 (Geosyntec, 2019b) and contained data for the 2019 Quarter 2 period (April, May and June). The first bimonthly PFAS characterization sampling event took place on April 24, 2019 (the April 2019 event). Samples were also collected on June 27 and June 28, 2019 (the June 2019 event), but data were pending at the time of submission of the first report.

The second quarterly report for this program was submitted on October 31, 2019 (Geosyntec, 2019c) and contained data for the 2019 Quarter 3 period (July, August, September) as well as the June 2019 event PFAS characterization data that was pending at the time of submission of the first report.

The second quarterly report also included data from three supplementary sampling activities conducted in 2019 Quarter 2 and 2019 Quarter 3, including: (i) a wastewater treatment plant (WWTP) sampling event (conducted in July 2019); (ii) a conveyance network sampling event (conducted in July 2019); and (iii) an open channel to Outfall 002 sampling event (conducted in May 2019). These supplemental activities were

recommended based on observations from the first quarterly report (Geosyntec 2019a). An investigation of the temporal variation of PFAS at Locations 18 and 23A was also conducted by collecting four (4) grab samples over four (4) hours.

Recommendations made in the second quarterly report included the following: (i) collect Locations 18 and 23A as temporal composite samples in future sampling events, (ii) collect Location 8 (the effluent to the WWTP) approximately one hydraulic residence time after the sample collection at Location 22 (the influent to the WWTP) and other upstream locations, (iii) remove Locations 16, 17A, and 17B from the Paragraph 11(c) sampling program, which was consistent with the recommendation made from the first quarterly report, and (iv) continue evaluation into the PFAS related to the WWTP. Recommendations (i) and (iii) were implemented with the December 2019 event; recommendation (ii) was implemented with the August 2019 event. Recommendation (iv) is ongoing.

## **1.2 Activities Completed for this Quarterly Report**

The activity period for this quarterly report includes 2019 Quarter 4 (October, November, and December 2019). Table 1 provides a summary of the proposed sample locations to be collected at the Facility (Geosyntec, 2019a). In this quarter, process wastewater and non-process wastewater samples were collected for the fourth bimonthly PFAS characterization sampling event on October 9 and October 10, 2019 (the October 2019 event) and for the fifth bimonthly PFAS characterization sampling event on December 20 and 23, 2019 (the December 2019 event). These samples were collected as outlined in the PFAS Characterization Sampling Plan (Geosyntec, 2019a) to address requirements specified in Paragraph 11(b) in the executed Consent Order, with adjustments made based on recommendations in the 2019 Quarter 2 report.

Previous bimonthly sampling events were conducted during dry periods; the October and December 2019 events were also conducted during dry periods to enable comparison to the prior events. To characterize PFAS concentrations during rain events, stormwater grab samples are being collected as part of a dedicated stormwater sampling program proposed by Chemours in the Cape Fear River PFAS Mass Loading Reduction Plan (Geosyntec, 2019d). The results from the first stormwater grab sampling event in June 2019 were reported in Geosyntec (2019d); results from additional stormwater grab sampling events are planned to be reported as an appendix to the next quarterly report on April 30, 2020. Future bimonthly sampling events will continue to be conducted during dry periods to complement the findings from the stormwater sampling program.

The Plant Turn Around was an approximately one-month period where production was reduced or shut down for plant maintenance activities. Plant Turn Around began in late September 2019 prior to the October 2019 sampling event and was completed in early November 2019 before the December 2019 sampling event.

During the Plant Turn Around, sediment from both the Cooling Water Channel and the Open Channel to Outfall 002 was removed, between the dates of October 15 and October 21, 2019, in accordance with Proposed Action 3 from the Cape Fear River PFAS Mass Loading Reduction Plan (Geosyntec, 2019d). This removal was after the October 2019 event and before the December 2019 event.

### **1.3 Report Organization**

The remainder of this document is organized as follows:

- **Section 2 – Methods:** this section describes the methods employed for sample collection and analysis;
- **Section 3 – Results and Observations:** this section describes the PFAS concentrations in investigative samples and quality control samples;
- **Section 4 – Sampling Program Status:** this section describes planned sampling activities and supplemental sampling activities that support PFAS characterization at the Facility;
- **Section 5 – Summary and Recommendations:** this section summarizes activities conducted, observations of results, recommended supplemental sampling activities, and any recommended changes to the sampling plan; and
- **Section 6 – References:** this section lists the documents referenced in the report.

## 2. METHODS

This section describes the methods implemented for data reported in this 2019 Quarter 4 report.

### 2.1 Sample Locations

Proposed sample locations outlined in the PFAS Characterization Sampling Plan (Geosyntec, 2019a) to meet the requirements of Paragraph 11(b) of the executed Consent Order are described in Table 1 and shown in Figure 2.

In the October 2019 event, investigative samples were collected from nineteen (19) locations as listed in Table 2. Locations 2, 3, 4, 5, 11, 12, and 13 were not sampled for the October 2019 event as there was insufficient water at these locations during the sampling event because it occurred during a dry period. Some of these locations have been sampled as a part of the stormwater grab sampling program described in Geosyntec (2019d); results from stormwater grab sampling program will be reported as an appendix to the next quarterly report as described in Section 1.2. Locations 24A and 24C were unable to be sampled due to Plant Turn Around. During each sampling event, either Location 21A or 21B (the south and north sediment ponds) is sampled depending on which sediment pond is active. The south sediment pond (Location 21A) was active during the October 2019 event and a sample was collected from this pond.

In the December 2019 event, investigative samples were collected from twenty-two (22) locations as listed in Table 2. Locations 2, 3, 4, 5, 11, and 13 were not sampled for the December 2019 event as there was insufficient water at these locations during the sampling event because it occurred during a dry period. Some of these locations have been sampled as a part of the stormwater grab sampling program described in Geosyntec (2019d); results from the stormwater grab sampling program will be reported as an appendix to the next quarterly report as described in Section 1.2. The south sediment pond (Location 21A) was active during the December event and a sample was collected from this pond. In accordance with recommendations from previous quarterly reports, during the December 2019 event, Locations 18 and 23A were equipped with autosamplers and collected as temporal composites and Location 8 was collected approximately 40 hours after Location 22. These locations will continue to be collected in this manner in the future.

## **2.2 Field Methods**

### **2.2.1 General Field Methods**

All equipment was inspected by the field program supervisor and calibrated daily prior to use in the field, according to the manufacturer's recommendations. Field parameters were measured with a water quality meter prior to sample collection and then recorded. Field parameters include the following:

- pH;
- Temperature (degrees Celsius; °C);
- Specific conductance [SC] (micromhos,  $\mu\text{mho}$ );
- Dissolved oxygen [DO] (milligrams per liter; mg/L);
- Oxidation/Reduction Potential [ORP] (millivolts; mV);
- Turbidity (nephelometric turbidity units, NTU);
- Color; and
- Odor.

Samples were collected in 250 milliliter (mL) high density polyethylene (HDPE) bottles with a wide-mouth screw-cap. Sample bottles were filled and caps were securely fastened after sample collection. Each sample was labelled with a unique sample identification number, date, time and location of sampling, and the initials of the individual collecting the sample. A field notebook was used to record information regarding additional items such as quality assurance/ quality control (QA/QC), sample identifications, color, odor, turbidity, and other field parameters.

### **2.2.2 Decontamination Methods**

Sample containers were new and used only once for each sample. Disposable equipment (e.g., gloves, tubing, etc.) was not reused, therefore; these items did not require decontamination.

All non-dedicated or non-disposable sampling equipment (i.e., the autosampler reservoir and dip rod) was decontaminated immediately before sample collection in the following manner:

- De-ionized water rinse;

- Scrub with de-ionized water containing non-phosphate detergent (i.e., Alconox®); and
- De-ionized water rinse.

If there was a delay between decontamination and sample collection, decontaminated sampling equipment was covered with PFAS-free plastic until it was ready for use.

### **2.2.3 Grab Sampling Methods**

Grab samples were collected during the October 2019 and December 2019 events from locations where temporal variability over the course of one day was not expected. These locations include non-process wastewater and process wastewater samples and are identified in Table 2 and shown on Figure 2. All grab samples were collected by directly filling the HDPE bottle with sample. Prior to grab sample collection, field parameters were measured using a flow through cell for all grab sample locations.

In accordance with recommendations from Geosyntec (2019c), Location 8 (effluent to the WWTP) was collected approximately one hydraulic residence time after Location 22 (influent to the WWTP). The WWTP hydraulic residence time was estimated at approximately 40 hours under current operations. The delay of sampling at Location 8 to approximately 40 hours after the collection of Location 22 was implemented beginning with the December 2019 event (Geosyntec, 2019c).

### **2.2.4 Temporal Composite Sampling Methods**

Temporal composite samples were collected during the October 2019 and December 2019 events from locations where variability was expected to potentially be significant within a short time frame (e.g., one day). These locations, identified in Table 2 and shown on Figure 2, include those within the Facility conveyance network and the intake and outfall locations, since these locations can have highly variable dissolved and suspended constituent loads over short time periods. Temporal composite samples were collected using a dedicated Teledyne 6712C autosampler equipped with a rain gauge, HDPE tubing, silicon tubing, and an HDPE sample reservoir. Field parameters were measured twice for temporal composite samples: once during composite sampling (collected directly from the water stream), and once after composite sampling (collected from the autosampler reservoir). At each location, autosamplers integrated water over a four-hour sample collection period.



## **2.2.5 Sample Shipping, Chain of Custody, and Holding Times**

Upon sample collection, each labelled, containerized sample was placed into a plastic bag inside an insulated sample cooler with ice. Prior to shipment of the samples to the laboratory, a chain of custody (COC) form was completed by the field sample custodian. Sample locations, sample identification numbers, description of samples, number of samples collected, and specific laboratory analyses to be performed on the samples were recorded on the COC form. The COC was signed by the field personnel relinquishing the samples to the courier and was signed by the laboratory upon receipt of the cooler.

## **2.2.6 Field QA/QC Samples**

The following field QA/QC samples were collected and analyzed along with the October 2019 investigative samples:

- Two blind field duplicates;
- Three equipment blanks for the dip rod, peristaltic pump, and autosampler;
- One field blank; and
- One trip blank.

The following field QA/QC samples were collected and analyzed along with the December 2019 investigative samples:

- Two blind field duplicates;
- Two equipment blanks for the dip rod and autosampler;
- One field blank; and
- One trip blank.

## **2.2.7 Documentation**

The project field team kept a daily record of field activities during the execution of field work including sampling notes and observations, instrument calibration records, measured field parameters, sample COC, and shipping records.

## **2.3 Laboratory Methods**

### **2.3.1 Analytical Methods**

Samples were analyzed for PFAS by the following methods:

- Table 3+ Laboratory Standard Operating Procedure (SOP); and
- EPA Method 537 Mod (Laboratory SOP).

PFAS reported under each of these methods are listed in Table 3.

### **2.3.2 Laboratory and Field QA/QC**

Field sampling and laboratory analyses were performed in accordance with the PFAS Characterization Sampling Plan (Geosyntec, 2019a). Samples were collected by the field team and shipped to TestAmerica Sacramento (TestAmerica) under COC. Laboratory analyses were performed within the guidelines specified by the laboratory SOPs. The collection frequency of field duplicates, matrix spike / matrix spike duplicates (MS/MSD), trip blanks, and equipment blanks was largely in accordance with the PFAS Characterization Sampling Plan (Geosyntec, 2019a), and deviations, listed below, were acceptable since previous QA/QC samples have met criteria.

An equipment blank was not collected for the peristaltic pump in the December 2019 event. Equipment blanks collected for the peristaltic pump in previous events were non-detect for all PFAS except 2-(N-ethyl perfluoro-1-octanesulfonamido)-ethanol in the April 2019 event. This is discussed further in the first quarterly report (Geosyntec, 2019b).

### 3. RESULTS AND OBSERVATIONS

#### 3.1 Data Quality

All data were reviewed using the Data Verification Module (DVM) within the Locus™ Environmental Information Management (EIM) system, which is a commercial software program used to manage data. Following the DVM process, a manual review of the data was conducted. The DVM and the manual review results were combined in a data review narrative report for each set of sample results which were consistent with Stage 2b of the EPA Guidance for Labelling Externally Validated Laboratory Analytical Data for Superfund Use (EPA-540-R-08-005 2009). The narrative report summarizes which samples were qualified (if any), the specific reasons for the qualification, and any potential bias in reported results. The data usability, in view of the project's data quality objectives (DQOs), was assessed and the data were entered into the EIM system.

The data were evaluated by the DVM against the following data usability checks:

- Hold time criteria;
- Field and laboratory blank contamination;
- Completeness of QA/QC samples;
- MS/MSD recoveries and the relative percent differences (RPDs) between these spikes;
- Laboratory control sample/control sample duplicate recoveries and the RPD between these spikes;
- Surrogate spike recoveries for organic analyses; and
- RPD between field duplicate sample pairs.

The manual review includes instrument-related QC results for calibration standards, blanks, and recoveries. The data review process (DVM plus manual review) applied the following data evaluation qualifiers to analysis results, as warranted:

- J – Analyte present. Reported value may not be accurate or precise;
- UJ – Analyte not detected. Reporting limit may not be accurate or precise; and
- B – Not detected substantially above the level reported in the laboratory or field blanks.

The data review process described above was performed for all laboratory chemical analysis data generated for the sampling events. The DQOs were met for the analytical results for accuracy and precision. The data collected are believed to be complete, representative, and comparable.

### 3.1.1 Data Management and Reporting

Chemours's Analytical Data Quality Management team currently uses the EIM system for management of analytical data, xyz Site coordinate data, and field parameter data. Validation and qualification of data are performed by AECOM who maintains the EIM system for the Chemours Fayetteville Site. Whitebooks consisting of the data review narratives and the laboratory analytical reports produced by AECOM summarize the findings of the DVM and manual review process.

### 3.1.2 QA/QC Samples

PFAS concentrations for all field QA/QC samples in the October 2019 and December 2019 events are reported in Table 4. The following observations were noted for the QA/QC samples:

#### October 2019

- The RPD for field duplicate pairs in the October 2019 event was generally less than 30% for all PFAS. Where RPDs were greater than 30%, the reported results may be imprecise and were J qualified, indicating the results are estimated.
- No PFAS were detected above the associated reporting limits in the October 2019 Equipment Blanks (3), Trip Blank or Field Blank.

#### December 2019

- The RPD for the field duplicate pairs in the December 2019 event was less than 30% for all PFAS.
- No PFAS were detected above the associated reporting limits in the two equipment blanks for the December 2019 event with the exception of Perfluoromethoxypropyl carboxylic acid (PMPA), which was detected in both equipment blanks at 10 nanograms per liter (ng/L). Associated samples as identified by the December Data Review Narrative Whitebook (Appendix B) were B qualified. B qualifiers are added to sample results that are up to five times the blank concentration, and indicate that the sample results may be biased

high, or may be false positives, because the associated blank contained a comparable concentration.

- No PFAS were detected above the associated reporting limits in the December 2019 Trip Blank with the exception of Hexafluoropropylene oxide dimer acid (HFPO-DA, detected at 6.7 ng/L), PMPA (detected at 11 ng/L), Perfluorononanoic acid (detected at 2.9 ng/L), Perfluorotridecanoic acid (detected at 27 ng/L), and Perfluoroundecanoic acid (detected at 5 ng/L). Associated samples as identified by the December Data Review Narrative Whitebook (Appendix B) were B qualified.
- No PFAS were detected above the associated reporting limits in the December 2019 Field Blank with the exception of PMPA, which was detected in both equipment blanks at 10 ng/L. Associated samples as identified by the December Data Review Narrative Whitebook (Appendix B) were B qualified.

### **3.2 Investigative Sample Results**

PFAS concentrations for all sample locations in the October 2019 and December 2019 events are provided in Table 4. Figure 3A presents HFPO-DA, 2,2-difluoro-2-(trifluoromethoxy) acetic acid (PFMOAA), and PMPA concentrations for locations in the October 2019 and December 2019 events that reach Outfall 002; August 2019 results are provided for comparison. Figure 3B presents the Total Table 3+ concentrations for locations in the October 2019 and December 2019 events that reach Outfall 002; August 2019 results are provided for comparison. Table 5 presents a summary of the PFAS concentrations in the samples collected to date. Table 6 provides the total daily precipitation in the area of the Facility and the flow measured at Outfall 002 at the times of sampling events discussed in this report. The analytical reporting limits associated with the October 2019 and December 2019 data were determined by the laboratories.

Field parameter data are provided in Appendix A. TestAmerica analytical reports and the data review narrative whitebooks are provided in Appendix B.

### **3.3 Observations**

The following observations are made based on sample group type for the October 2019 and December 2019 events. As noted above, sampling in October 2019 occurred during Plant Turn Around.

### Intake River Water at Facility [Location 1]

River intake samples continued to exhibit modest concentrations of PFAS during 2019. Fourteen (14) PFAS were detected in the samples collected at Location 1 in both October and December 2019 (Table 4). These PFAS are generally observed in all other Site locations that derive water from the river intake.

### Process Wastewater [Locations 18, 19A, 19B, and 23B]

Process wastewater Location 18 (Kuraray process wastewater) was collected as a temporal composite for the December 2019 event; the measured concentrations of HFPO-DA, PFMOAA, and PMPA were similar to but lower than previous events (Figure 3A). Total Table 3+ PFAS concentrations were slightly higher than previous events. For the remaining process wastewater sample locations (Locations 19A, 19B, and 23B) there are no apparent trends. The process wastewater locations do not appear to be contributing large quantities of PFAS to Outfall 002.

### Non-Process Wastewater [Locations 6A, 6B, 24A, 24B, and 24C]

Similar to previous sampling events, the Kuraray non-process wastewater samples collected from the non-process wastewater only Locations (6A, 6B) contained low levels of HFPO-DA (ranging from 9 to 30 ng/L) and PFMOAA (ranging from below the 5 ng/L reporting limit to 13 ng/L). PMPA was detected at each location ranging from 18 ng/L to 53 ng/L. These are similar to the concentrations detected at Location 1 (Intake River Water at Facility).

Total Table 3+ PFAS concentrations for non-process wastewater are provided in Table 4 and Figure 3B. There are three sampling locations in Monomers IXM for non-process wastewater (Figure 2). Samples were not collected in October 2019 at Locations 24A and 24C to lack of flow during the Plant Turn Around (see above Section 2.1 for details). In December 2019, concentrations of Table 3+ PFAS at 24A and 24C were generally higher than prior sampling events; concentrations at Location 24B were generally consistent with previous events (Table 5). The increases at Locations 24A and 24C may be related to increased levels of site activities (i.e., general construction traffic which may generate dust that settles in the open channels) related to construction of the Thermal Oxidizer/Scrubber System in this area. These locations will continue to be sampled in future events.

### Stormwater [Location 10]

Location 10 receives stormwater discharge from the Chemours Monomers/IXM area. The highest HFPO-DA concentration (15,000 ng/L) during the October 2019 event was at Location 10 (Figure 3A, Table 4). Several other PFAS were detected in elevated concentrations, including PFESA-BP1 at 23,000 ng/L, contributing to the highest Total Table 3+ concentration (66,000 ng/L) during October 2019 (Table 4). Sediment and algae were noted in the channel and composite bottle during sampling. Prior supplemental sediment sampling and cooling water channel sampling activities suggest sediments may be contributing to elevated PFAS concentrations (Geosyntec, 2019c) and a recommendation to remove sediment from the cooling water channel was made. This activity was completed in mid- to late-October during the Plant Turn Around. Concentrations measured in December 2019 at Location 10 indicate HFPO-DA had decreased to 230 ng/L and total Table 3+ PFAS had decreased to 650 ng/L. Supplemental targeted stormwater characterization and sampling is planned, as part of Paragraph 12 efforts, to characterize potential sources for these elevated concentrations in the Monomers/IXM area.

### Non-Process Wastewater and Stormwater [Locations 7A, 9, 12, 14, 15 and 21A]

In October 2019, samples that contained both non-process wastewater and stormwater generally had PFAS detected at higher concentrations than the non-process wastewater only locations. Location 9 had the highest concentrations of HFPO-DA, PFMOAA, and PMPA among non-process wastewater and stormwater locations, with concentrations measured at 2,400 ng/L, 38 ng/L, and 110 ng/L for HPFO-DA, PFMOAA, and PMPA, respectively. Location 9 is located in the southwest corner of the Cooling Water Channel in the Monomers/IXM area and receives stormwater from Vinyl Ethers South and Vinyl Ethers North. Targeted sediment removal was conducted in the Cooling Water Channel during the Plant Turn Around. In December 2019, the sample collected from this location had lower concentrations than previous events, suggesting that sediment removal may have helped to decrease PFAS loading (Table 5).

The remaining non-process wastewater and stormwater samples (Locations 7A, 12, 14, 15, and 21A) had HFPO-DA ranging from 9.3 to 140 ng/L, PFMOAA ranging from below the reporting limit of 5 ng/L to 21 ng/L, and PMPA ranging from 21 to 71 ng/L in the October 2019 and December 2019 events. These locations are either in or receive water from the Cooling Water Channel and Open Channel to Outfall 002 where sediment removal occurred during the Plant Turn Around and generally had lower concentrations

in December 2019 compared to October 2019. This indicates sediment removal may have contributed to lower concentrations at these locations.

The highest concentrations among the non-process wastewater and stormwater locations in December 2019 were primarily detected at Location 21A, which is associated with the sediment pond. The sedimentation pond receives intake water, stormwater and non-process wastewater and is designed to settle solids prior to water being released. There was no sediment removal from the sedimentation pond during the Plant Turn Around.

#### Process and Non-Process Wastewater [Locations 8, 22 and 23A]

For the process and non-process wastewater locations, samples collected from the manhole at the Terracotta Pipe, Location 23A (Figure 3A), had lower HFPO-DA and PMPA concentrations than previous summer sampling events but still had elevated concentrations. The source of these elevated concentrations is being explored via ongoing investigation into WWTP operations; findings from this investigation will be included in the next quarterly report. The range for HFPO-DA in October 2019 and December 2019 was 110 ng/L to 2,200 ng/L, PMPA was not detected above a reporting limit of 57 ng/L, and PFMOAA was detected at similar concentrations to previous events at 890 ng/L to 1,100 ng/L. The reporting limit for PMPA was high for both events and will be re-analyzed to achieve lower reporting limits. PFAS concentrations for Location 23A exhibited temporal variation during the collection of four (4) grab samples over time conducted in the August 2019 event (Geosyntec, 2019c), and it was recommended to collect Location 23A as a temporal composite in future events. This recommendation was made after the October 2019 event was collected and was implemented for the December 2019 event.

Consistent with observations from the supplemental WWTP sampling program conducted in July 2019, the remaining portions of the Terracotta Pipe that are in use may continue to be a minor source to the WWTP. Kuraray and Chemours are planning to decommission the remaining portion of the Terracotta Pipe and replace it with an above ground pipe. After this action is completed, future characterization will help assess the results of this action and whether additional sampling or characterization is needed.

Similar to observations in previous events, during the October 2019 and December 2019 events, several PFAS, including HFPO-DA, PFMOAA, and PMPA were detected at lower concentrations at Location 22, the influent to the WWTP, compared to Location 8, the effluent of the WWTP (Figure 3A). A recommendation from the previous quarterly report was to collect the sample from Location 8 at least one hydraulic residence time (approximately 40 hours) after the collection of the sample from Location 22; this change



was implemented in December 2019 event and is described further in Section 3.5. Ongoing investigation into WWTP operations and a repeat of the supplemental WWTP sampling program described in Geosyntec (2019c) is planned for 2020 Quarter 1; findings will be included in the next quarterly report.

#### Process and Non-Process Wastewater and Stormwater [Locations 7B and 20]

The sample collected at Location 20 (Outfall 002) had detectable concentrations of HFPO-DA (30 ng/L, J qualified), PFMOAA (24 ng/L, J qualified), and PMPA (34 ng/L) in October 2019 (Figure 3A). The Location 20 HFPO-DA concentration (30 ng/L) was lower or similar to the samples collected at the two streams of water that combined to form the total flow at Location 20: Location 7B, Open Channel after the WWTP (23 ng/L, J qualified) and Location 15, Cooling Water Channel water before it joins the Open Channel to Outfall 002 (140 ng/L). PMPA and PFMOAA concentrations at Location 20 were also lower or similar to the PMPA and PFMOAA concentrations at Locations 7B and 15, as well. This is not consistent with what was observed in previous sampling events, where HFPO-DA, PFMOAA and PMPA at Location 20 were often observed at higher concentrations than Locations 7B and 15 (Table 5). Based on previous observations, sediment removal from the Open Channel to Outfall 002 was recommended. This occurred during the Plant Turn Around, after collection of the October 2019 samples.

- In December 2019, the sample collected at Location 20 (Outfall 002) had detectable concentrations of HFPO-DA (42 ng/L), PFMOAA (22 ng/L, J qualified), and PMPA (33 ng/L, B qualified) (Figure 3A). These concentrations were similar to, though occasionally higher than, the concentrations of the three streams that formed the total flow at Location 20 (Locations 7B, 12, and 15), as were Total Table 3+ concentrations (Figure 3B). Overall, PFAS concentrations at Locations 7B, 12, 15, and 20 during December 2019 were lower than what has been observed during previous events. Future characterization will help continue to assess the effect of this sediment removal from the Open Channel to Outfall 002.
- Chemours is tracking PFAS concentrations at Outfall 002 (Location 20) to monitor trends. Figures 4A, 4B, and 4C provide time trends for HFPO-DA, PFMOAA, and PMPA observed at Outfall 002 to-date in 2019. These figures indicate increases in concentrations during the annual Plant Turn Around in mid- to late-October, which are probably due to (1) an increase in PFAS-laden sediment in the water column due to disturbance of the sediment during sediment removal and (2) the flow at Outfall 002 primarily consisting of

stormwater during the Plant Turn Around, which in some locations (e.g., IXM/Monomers area) has shown higher PFAS concentrations compared to non-process wastewater (Geosyntec, 2019d). Concentrations measured at Outfall 002 generally subsided once the plant was operational again in early November.

#### 4. SAMPLING PROGRAM STATUS

A description of activities planned for the next quarter and recommendations for updates to the sampling plan are provided below.

##### 4.1 Activities Planned for Next Quarter

As described in the PFAS Characterization Sampling Plan (Geosyntec, 2019a), PFAS characterization samples will be collected from the Facility on a bimonthly basis. The most recent bimonthly sampling event occurred during the last week of January 2020 and samples were collected from locations that contained water reaching Outfall 002. The next quarterly report will be submitted in April 2020 and will provide results for any Paragraph 11(c) samples described in Table 1 available at the time of reporting.

Ongoing investigation into the WWTP, including a repeat of the supplemental WWTP sampling described in Geosyntec (2019c) and continued review of WWTP procedures is also planned for 2020 Quarter 1.

Supplemental targeted stormwater sampling is planned during 2020 Quarter 1 to characterize potential stormwater-related PFAS sources in the Monomers/IXM area.

## 5. SUMMARY AND RECOMMENDATIONS

Pursuant to Consent Order Paragraph 11(c), Chemours conducted two sample characterization events in 2019 Quarter 4 and these results are presented in this report.

The results from the October 2019 and December 2019 events indicate the intake water contains PFAS and this water is then distributed throughout the Facility. HFPO-DA concentrations in the intake samples decreased in October and December 2019 relative to previous samples.

Samples collected from discharges that reach Outfall 002 (Locations 8, 15, and 23A) were also observed to have elevated PFAS. Sediment removal actions in the Cooling Water Channel appeared to result in reduced PFAS concentrations in the conveyance network compared to previous bimonthly sampling events; sediment removal from the Open Channel to Outfall 002 was less conclusive. Supplemental targeted stormwater sampling is also planned during 2020 Quarter 1 to continue to characterize potential stormwater-related PFAS sources in the Monomers/IXM area. The effects of sediment removal from the conveyance network will continue to be assessed in future sampling events.

Further evaluation into the source of PFAS observed at Location 8 (effluent to the WWTP) in the October and December 2019 events is recommended; this will be evaluated by repeating the supplemental WWTP sampling program conducted in 2019 Quarter 2 (Geosyntec, 2019c). The supplemental sampling is planned for 2020 Quarter 1. Ongoing investigation into WWTP operations is also being conducted. A summary of the supplemental WWTP plan and operations investigation will be included as a part of the next quarterly report.

The Terracotta Pipe feeds into the WWTP and samples collected from this pipe continue to contain elevated concentrations of PFAS. Portions of the Terracotta Pipe have been decommissioned and the remaining portions of the Terracotta Pipe will be decommissioned in 2021. After this action is completed, continued characterization consistent with the existing sampling protocol is recommended to assess the results of this action and evaluate whether additional sampling or characterization is needed.

## 6. REFERENCES

Environmental Protection Agency (EPA), 2009. Guidance for Labelling Externally Validated Laboratory Analytical Data for Superfund Use. Office of Solid Waste and Emergency Response. OSWER No. 9200.1-85, EPA-540-R-08-005

Geosyntec, 2019a. PFAS Characterization Sampling Plan. May, 2019.

Geosyntec, 2019b. Characterization of PFAS in Process and Non-Process Wastewater and Stormwater: Quarterly Report #1. July, 2019.

Geosyntec, 2019c. Characterization of PFAS in Process and Non-Process Wastewater and Stormwater: Quarterly Report #2. October, 2019.

Geosyntec, 2019d. Cape Fear River PFAS Loading Reduction Plan. August, 2019.

# TABLES

**TABLE 1  
PARAGRAPH 11(b) PROPOSED SAMPLE LOCATION SUMMARY  
Chemours Fayetteville Works, North Carolina**

Sample Number	Sample Location Description	Sampling Method	Sample Category			
			Intake at Facility/Outfall	Process water	Non-process wastewater	Stormwater
1	Discharge point of excess river water (i.e., water drawn from the Cape Fear River, but not used as process water or NCCW) to characterize background levels of PFAS	Temporal Composite	Intake River Water at Facility			
2	Kuraray northern leased area stormwater discharge	Temporal Composite				✓
3	Chemours PPA area stormwater discharge	Temporal Composite				✓
4	Combined stormwater discharge from Kuraray northern leased area and Chemours PPA area	Temporal Composite				✓
5	Kuraray southern leased area stormwater	Temporal Composite				✓
6A	Kuraray southern leased area NCCW discharge - Vacuum Condenser	Grab			✓	
6B	Kuraray southern leased area NCCW discharge - Resins Area	Grab			✓	
7A	Combined stormwater and NCCW discharge from western portion of the Facility	Temporal Composite			✓	✓
7B	Combined stormwater and NCCW discharge from western portion of the Facility and treated discharge from WWTP	Temporal Composite		✓	✓	✓
8	Outfall 001 treated non-Chemours process wastewater discharge to open channel to Outfall 002	Temporal Composite		✓	✓	
9	Chemours Monomers IXM NCCW and stormwater discharge including stormwater from Vinyl Ethers South and Vinyl Ethers North	Temporal Composite			✓	✓
10	Chemours Monomers IXM area stormwater discharge	Temporal Composite				✓
11	Stormwater discharge from portion of grassy field to north of decommissioned Chemours Teflon area	Temporal Composite				✓
12	DuPont area southern drainage ditch stormwater discharge and NCCW	Temporal Composite			✓	✓
13	DuPont area northern drainage ditch stormwater discharge and NCCW	Temporal Composite			✓	✓
14	DuPont area southeast stormwater and NCCW discharge	Temporal Composite			✓	✓
15	Combined stormwater and NCCW discharge from eastern portion of the Facility	Temporal Composite			✓	✓
16	Chemours Monomers IXM Area combined process wastewater	Grab		✓		
17A	Chemours PPA Area waste acid trailer	Grab		✓		
17B	Chemours PPA Area waste rinse water trailer	Grab		✓		
18	Kuraray process wastewater	Temporal Composite*		✓		
19A	DuPont process wastewater, Plant 1	Grab		✓		
19B	DuPont process wastewater, Plant 2	Grab		✓		
20	Outfall 002 pipe to Cape Fear River upstream of sump	Temporal Composite	Outfall			
21A	Sediment Basin South	Grab			✓	✓
21B	Sediment Basin North	Grab			✓	✓
22	WWTP combined influent	Grab		✓	✓	
23A	Kuraray northern leased area combined process wastewater and NCCW; manhole on Terracotta Pipe	Temporal Composite*		✓	✓	
23B	Kuraray laboratory process wastewater	Grab		✓		
24A	Chemours Monomers IXM Vinyl Ethers South NCCW	Grab			✓	
24B	Chemours Monomers IXM Line 3 and Line 4 Extruder NCCW	Grab			✓	
24C	Chemours Monomers IXM Water Return Header NCCW	Grab			✓	

**Notes**

Sample numbers refer to locations identified in Figure 2.  
 Temporal composite samples to be integrated over 4 hours.  
 IXM - ion exchange membrane  
 NCCW - non-contact cooling water  
 PFAS - per- and polyfluoroalkyl substances  
 PPA - polymer processing aid  
 WWTP - Wastewater treatment plant

\*Locations 18 and 23A collected as grab samples prior to December 2019

TABLE 2  
SUMMARY OF SAMPLES COLLECTED  
Chemours Fayetteville Works, North Carolina

Sample Number	Sample Location Description	Sampling Method	Sample Category				Sample Collected							
			Intake at Facility/Outfall	Process water	Non-process wastewater	Stormwater	2019					2020		
							April (Q2)	June (Q2)	August (Q3)	October (Q4)	December (Q4)	February (Q1)	April (Q2)	June (Q2)
1	Discharge point of excess river water (i.e., water drawn from the Cape Fear River, but not used as process water or NCCW) to characterize background levels of PFAS	Temporal Composite	Intake River Water at Facility				✓	✓	✓	✓	✓			
2	Kuraray northern leased area stormwater discharge	Temporal Composite				✓	NS	NS	NS	NS	NS			
3	Chemours PPA area stormwater discharge	Temporal Composite				✓	NS	NS	NS	NS	NS			
4	Combined stormwater discharge from Kuraray northern leased area and Chemours PPA area	Temporal Composite				✓	NS	NS	NS	NS	NS			
5	Kuraray southern leased area stormwater	Temporal Composite				✓	NS	NS	NS	NS	NS			
6A	Kuraray southern leased area NCCW discharge - Vacuum Condenser	Grab		✓		✓	✓	✓	✓	✓				
6B	Kuraray southern leased area NCCW discharge - Resins Area	Grab		✓		✓	✓	✓	✓	✓				
7A	Combined stormwater and NCCW discharge from western portion of the Facility	Temporal Composite			✓	✓	✓	✓	✓	✓				
7B	Combined stormwater and NCCW discharge from western portion of the Facility and treated discharge from WWTP	Grab/Temporal Composite <sup>1</sup>		✓	✓	✓	✓	✓	✓	✓				
8	Outfall 001 treated non-Chemours process wastewater discharge to open channel to Outfall 002	Temporal Composite		✓	✓	✓	✓	✓	✓	✓				
9	Chemours Monomers IXM NCCW and stormwater discharge including stormwater from Vinyl Ethers South and Vinyl Ethers North	Temporal Composite			✓	✓	✓	✓	✓	✓				
10	Chemours Monomers IXM area stormwater discharge	Temporal Composite				✓	NS	✓	✓	✓				
11	Stormwater discharge from portion of grassy field to north of decommissioned Chemours Teflon area	Temporal Composite				✓	NS	NS	NS	NS				
12	DuPont area southern drainage ditch stormwater discharge and NCCW	Temporal Composite		✓	✓	✓	NS	NS	✓	NS	✓			
13	DuPont area northern drainage ditch stormwater discharge and NCCW	Temporal Composite		✓	✓	✓	NS	NS	NS	NS				
14	DuPont area southeast stormwater and NCCW discharge	Temporal Composite		✓	✓	✓	✓	✓	✓	✓				
15	Combined stormwater and NCCW discharge from eastern portion of the Facility	Temporal Composite		✓	✓	✓	✓	✓	✓	✓				
16	Chemours Monomers IXM Area combined process wastewater	Grab		✓		✓	✓	NS <sup>2</sup>	NS <sup>2</sup>	NS <sup>2</sup>				
17A	Chemours PPA Area waste acid trailer	Grab		✓		✓	✓	NS <sup>2</sup>	NS <sup>2</sup>	NS <sup>2</sup>				
17B	Chemours PPA Area waste rinse water trailer	Grab		✓		✓	✓	NS <sup>2</sup>	NS <sup>2</sup>	NS <sup>2</sup>				
18	Kuraray process wastewater	Grab/Temporal Composite <sup>3</sup>		✓		✓	✓	✓ <sup>3</sup>	✓	✓				
19A	DuPont process wastewater, Plant 1	Grab		✓		✓	✓	✓	✓	✓				
19B	DuPont process wastewater, Plant 2	Grab		✓		✓	✓	✓	✓	✓				
20	Outfall 002 pipe to Cape Fear River upstream of sump	Temporal Composite	Outfall			✓	✓	✓	✓	✓				
21A	Sediment Basin South	Grab			✓	✓	✓	✓	✓	✓				
21B	Sediment Basin North	Grab <sup>4</sup>			✓	✓	NS <sup>4</sup>	NS <sup>4</sup>	NS <sup>4</sup>	NS <sup>4</sup>	NS <sup>4</sup>			
22	WWTP combined influent	Grab		✓	✓	✓	✓	✓	✓	✓				
23A	Kuraray northern leased area combined process wastewater and NCCW; manhole on Terracotta Pipe	Grab/Temporal Composite <sup>3</sup>		✓	✓	✓	✓	✓ <sup>3</sup>	✓	✓				
23B	Kuraray laboratory process wastewater	Grab <sup>5</sup>		✓		✓	NS <sup>5</sup>	✓	NS	✓	✓			
24A	Chemours Monomers IXM Vinyl Ethers South NCCW	Grab			✓	✓	✓	✓	✓	NS <sup>6</sup>	✓			
24B	Chemours Monomers IXM Line 3 and Line 4 Extruder NCCW	Grab			✓	✓	✓	✓	✓	✓	✓			
24C	Chemours Monomers IXM Water Return Header NCCW	Grab			✓	✓	✓	✓	NS <sup>6</sup>	✓	✓			

Notes  
Samples collected on 24 April 2019 (April 2019 event), 27 June 2019 & 28 June 2019 (June 2019 event), 21 August 2019 & 22 August 2019 (August 2019 event), 9 October 2019 & 10 October 2019 (October 2019 event), and 20 December 2019 & 23 December 2019 (December 2019 event).  
Sample numbers refer to locations identified in Figure 2.

All temporal composite samples were integrated over 4 hours

<sup>1</sup> - Location 7B was collected as a grab sample for the April and June 2019 events due to limited autosampler availability. This location was collected as a temporal composite sample for the August 2019 event and will continue to be collected in this manner for future sampling events.

<sup>2</sup> - Locations 16, 17A, and 17B were not sampled in Quarter 3 (Q3) or Quarter 4 (Q4) because they were removed from the work plan.

<sup>3</sup> - Locations 18 and 23A were collected as four grab samples over four hours during the August 2019 event to assess temporal variability at these locations. Due to temporal variability, future samples were collected as temporal composites.

<sup>4</sup> - Location 21B was not sampled in Quarter 2 (Q2), Q3, or Q4 because this sediment pond was not in use at the time of sampling.

<sup>5</sup> - Location 23B was added to the Sampling Plan after the April 2019 event. It was sampled during the June 2019 event but was not sampled during the August 2019 event because it had insufficient water to collect a sample.

<sup>6</sup> - Locations 24A and 24C were not sampled in October 2019 because these locations did not have flow due to Plant Turn Around.

IXM - ion exchange membrane

NCCW - non-contact cooling water

NS - Not sampled because there was insufficient water to collect a sample

PFAS - per- and polyfluoroalkyl substances

PPA - polymer processing aid

WWTP - Wastewater treatment plant



**TABLE 3**  
**PFAS AND ASSOCIATED ANALYTICAL METHODS**  
**Chemours Fayetteville Works, North Carolina**

Analytical Method	Common Name	Chemical Name	CASN	Chemical Formula
Table 3+ Lab SOP	HFPO-DA*	Hexafluoropropylene oxide dimer acid	13252-13-6	C6HF11O3
	PFMOAA	Perfluoro-2-methoxyacetic acid	674-13-5	C3HF5O3
	PFO2HxA	Perfluoro(3,5-dioxahexanoic) acid	39492-88-1	C4HF7O4
	PFO3OA	Perfluoro(3,5,7-trioxaoctanoic) acid	39492-89-2	C5HF9O5
	PFO4DA	Perfluoro(3,5,7,9-tetraoxadecanoic) acid	39492-90-5	C6HF11O6
	PFO5DA	Perfluoro-3,5,7,9,11-pentaoxadodecanoic acid	39492-91-6	C7HF13O7
	PMPA	Perfluoromethoxypropyl carboxylic acid	13140-29-9	C4HF7O3
	PEPA	Perfluoroethoxypropyl carboxylic acid	267239-61-2	C5HF9O3
	PFESA-BP1	Byproduct 1	29311-67-9	C7HF13O5S
	PFESA-BP2	Byproduct 2	749836-20-2	C7H2F14O5S
	Byproduct 4	Byproduct 4	N/A	C7H2F12O6S
	Byproduct 5	Byproduct 5	N/A	C7H3F11O7S
	Byproduct 6	Byproduct 6	N/A	C6H2F12O4S
	NVHOS	Perfluoroethoxysulfonic acid	1132933-86-8	C4H2F8O4S
	EVE Acid	Perfluoroethoxypropionic acid	69087-46-3	C8HF13O4
	Hydro-EVE Acid	Perfluoroethoxypentanoic acid	773804-62-9	C8H2F14O4
	R-EVE	R-EVE	N/A	C8H2F12O5
	PES	Perfluoroethoxyethanesulfonic acid	113507-82-7	C4HF9O4S
	PFECA B	Perfluoro-3,6-dioxahexanoic acid	151772-58-6	C5HF9O4
	PFECA-G	Perfluoro-4-isopropoxybutanoic acid	801212-59-9	C12H9F9O3S
EPA Method 537 Mod	10:2 FTS	10:2-fluorotelomersulfonate acid	120226-60-0	C12H5F21O3
	8:2 FTS	8:2 fluorotelomersulfonic acid	39108-34-4	C10H5F17O3S
	4:2 FTS	4:2 fluorotelomersulfonic acid	757124-72-4	C6H5F9O3S
	NEtPFOSAE	2-(N-ethyl perfluoro-1-octanesulfonamido)-ethanol	1691-99-2	C8F17SO2N(C2H5)CH2CH2OH
	NMePFOSAE	2-(N-methyl perfluoro-1-octanesulfonamido)-ethanol	24448-09-7	C8F17SO2N(CH3)CH2CH2OH
	6:2 FTS	6:2 fluorotelomer sulfonate	27619-97-2	C8H5F13SO3
	ADONA	Ammonium 4,8-dioxo-3H-perfluorononanoate	958445-44-8	CF3O(CF2)3OCHFCF2COONH4
	NaDONA	Sodium 4,8-dioxo-3H-perfluorononanoate	EV51361	CF3O(CF2)3OCHFCF2COONa
	NEtFOSAA	N-ethyl perfluorooctane sulfonamidoacetic acid	2991-50-6	C8F17SO2N(C2H5)CH2COOH
	NEtPFOSA	N-ethylperfluoro-1-octanesulfonamide	4151-50-2	C8F17SO2NHCH2CH3
	NMePFOSA	N-methyl perfluoro-1-octanesulfonamide	31506-32-8	C8F17SO2NHCH3
	NMeFOSAA	N-methyl perfluorooctane sulfonamidoacetic acid	2355-31-9	C8F17SO2N(CH3)CH2COOH
	PFBS	Perfluorobutane sulfonic acid	375-73-5	C4HF9SO
	PFBA	Perfluorobutanoic acid	375-22-4	C4HF7O2
	PFDS	Perfluorodecane sulfonic acid	335-77-3	C10HF21O3S
	PFDA	Perfluorodecanoic acid	335-76-2	C10HF19O2
	PFDOS	Perfluorododecane sulfonic acid	79780-39-5	C12HF25O3S
	PFDoA	Perfluorododecanoic acid	307-55-1	C12HF23O2
	PFHpS	Perfluoroheptane sulfonic acid	375-92-8	C7HF15O3S
	PFHpA	Perfluoroheptanoic acid	375-85-9	C7HF13O2
	PFHxDA	Perfluorohexadecanoic acid	67905-19-5	C16HF31O2
	PFHxS	Perfluorohexane sulfonic acid	355-46-4	C6HF13SO3
	PFHxA	Perfluorohexanoic acid	307-24-4	C6HF11O2
	PFNS	Perfluorononanesulfonic acid	68259-12-1	C9HF19O3S
	PFNA	Perfluorononanoic acid	375-95-1	C9HF17O2
	PFODA	Perfluorooctadecanoic acid	16517-11-6	C18HF35O2
	PFOSA	Perfluorooctane sulfonamide	754-91-6	C8H2F17NO2S
	PFPeS	Perfluoropentane sulfonic acid	2706-91-4	C5HF11O3S
	PFPeA	Perfluoropentanoic acid	2706-90-3	C5HF9O2
	PFTeA	Perfluorotetradecanoic acid	376-06-7	C14HF27O2
	PFTriA	Perfluorotridecanoic acid	72629-94-8	C13HF25O2
	PFUnA	Perfluoroundecanoic acid	2058-94-8	C11HF21O2
	PFOA	Perfluorooctanoic acid	335-67-1	C8HF15O
	PFOS	Perfluorooctane sulfonic acid	1763-23-1	C8HF17SO3
	F-53B Major	F-53B Major	73606-19-6	C8HClF16O4S
	F-53B Minor	F-53B Minor	83329-89-9	C10HClF20O4S

**Notes:**

\*Depending on the laboratory, HFPO-DA may also appear on the EPA Method 537 Mod analyte list

EPA - Environmental Protection Agency

PFAS - per- and polyfluoroalkyl substances

SOP - Standard Operating Procedure

**TABLE 4**  
**ANALYTICAL RESULTS - 2019 QUARTER 4**  
**Chemours Fayetteville Works, North Carolina**

Location ID	1		6A	
Sampling Event	October 2019	December 2019	October 2019	December 2019
Field Sample ID	STW-LOC1-101019	STW-LOC-1-122019	STW-LOC6A-100919	STW-LOC-6A-122019
Date Sampled	10/10/2019	12/20/2019	10/9/2019	12/20/2019
Analytical Laboratory	TestAmerica	TestAmerica	TestAmerica	TestAmerica
QA/QC	--	--	--	--
<b>Table 3+ Lab SOP (ng/L)</b>				
HFPO-DA (EPA Method 537 Mod)	12	9.8 B	17	30 B
PFMOAA	<5 UJ	14	<5 UJ	13
PFO2HxA	7.5	6.9	12	7.7
PFO3OA	<2	<2	2	<2
PFO4DA	<2	<2	<2	<2
PFO5DA	<2	<2	<2	<2
PMPA	27	23 B	37	53 B
PEPA	<20	<20	<20	22
PFESA-BP1	<2	<2	<2	<2
PFESA-BP2	<2	<2	<2	<2
Byproduct 4	8.5 J	5 J	15 J	6.5 J
Byproduct 5	2.3 J	7.1 J	2.9 J	6.4 J
Byproduct 6	<2	<2	<2	<2
NVHOS	5.8	<2	6.6	<2
EVE Acid	<2	<2	<2	<2
Hydro-EVE Acid	<2	<2	<2	<2
R-EVE	<2	<2	6 J	4.2 J
PES	<2	<2	<2	<2
PFECA B	<2	<2	<2	<2
PFECA-G	<2	<2	<2	<2
<b>Total Table 3+ Compounds*</b>	<b>63</b>	<b>66</b>	<b>99</b>	<b>140</b>
<b>Other PFAS (ng/L)</b>				
10:2 Fluorotelomer sulfonate	<2	<2	<2	<2
1H,1H,2H,2H-perfluorodecanesulfonate (8:2 FTS)	<20	<20	<20	<20
1H,1H,2H,2H-perfluorohexanesulfonate (4:2 FTS)	<20	<20	<20	<20
2-(N-ethyl perfluoro-1-octanesulfonamido)-ethanol	<2	<2	<2	<2
2-(N-methyl perfluoro-1-octanesulfonamido)-ethanol	<4	<4	<4	<4
6:2 Fluorotelomer sulfonate	<20	<20	<20	<20
ADONA	<2.1	<2.1	<2.1	<2.1
NaDONA	<2.1	<2.1	<2.1	<2.1
N-ethyl perfluorooctane sulfonamidoacetic acid	<20	<20	<20	<20
N-ethylperfluoro-1-octanesulfonamide	<2	<2	<2	<2
N-methyl perfluoro-1-octanesulfonamide	<2	<2	<2	<2
N-methyl perfluorooctane sulfonamidoacetic acid	<20	<20	<20	<20
Perfluorobutane Sulfonic Acid	6.5	3.1	5.9	3.1
Perfluorobutanoic Acid	19	3.6	18	<2
Perfluorodecane Sulfonic Acid	<2	<2	<2	<2
Perfluorodecanoic Acid	<2	<2	<2	<2
Perfluorododecane sulfonic acid (PFDoS)	<2	<2	<2	<2
Perfluorododecanoic Acid	<2	<2	<2	<2
Perfluoroheptane sulfonic acid (PFHpS)	<2	<2	<2	<2
Perfluoroheptanoic Acid	32	8.8	36	11
Perfluorohexadecanoic acid (PFHxDA)	<2	<2	<2	<2
Perfluorohexane Sulfonic Acid	8.7	3	8.9	3.6
Perfluorohexanoic Acid	51	15	48	16
Perfluorononanesulfonic acid	<2	<2	<2	<2
Perfluorononanoic Acid	<2	<2	<2	<2
Perfluorooctadecanoic acid	<2	<2	<2	<2
Perfluorooctane Sulfonamide	<2	<2	<2	<2
Perfluoropentane sulfonic acid (PFPeS)	<2	<2	<2	<2
Perfluoropentanoic Acid	48	9.7	45	11
Perfluorotetradecanoic Acid	<2	<2	<2	<2
Perfluorotridecanoic Acid	<2	<2	<2	<2
Perfluoroundecanoic Acid	<2	<2	<2	<2
PFOA	10	5.4	12	6.1
PFOS	14	6.8	18	9.4
F-53B Major (9Cl-PF3ONS)	<2	<2	<2	<2
F-53B Minor (11Cl-PF3OUdS)	<2	<2	<2	<2

**Notes:**

\* - Total Table 3+ was calculated including J qualified data but not non-detect data. The total Table 3+ sum is rounded to two significant figures.  
**Bold** - Analyte detected above associated reporting limit  
EPA - Environmental Protection Agency  
B - Not detected substantially above the level reported in the laboratory or field blanks.  
J - Analyte detected. Reported value may not be accurate or precise  
ND - No Table 3+ compounds were detected above their associated reporting limits.  
ng/L - nanograms per liter  
QA/QC - Quality assurance/ quality control  
SOP - standard operating procedure  
UJ - Analyte not detected. Reporting limit may not be accurate or precise.  
-- - No data reported  
< - Analyte not detected above associated reporting limit.

**TABLE 4**  
**ANALYTICAL RESULTS - 2019 QUARTER 4**  
**Chemours Fayetteville Works, North Carolina**

Location ID	6B		7A	
Sampling Event	October 2019	December 2019	October 2019	December 2019
Field Sample ID	STW-LOC6B-100919	STW-LOC-6B-122019	STW-LOC7A-101019	STW-LOC-7A-122019
Date Sampled	10/9/2019	12/20/2019	10/10/2019	12/20/2019
Analytical Laboratory	TestAmerica	TestAmerica	TestAmerica	TestAmerica
QA/QC	--	--	--	--
<b>Table 3+ Lab SOP (ng/L)</b>				
HFPO-DA (EPA Method 537 Mod)	17	9 B	16	9.3 B
PFMOAA	<5 UJ	13	<5 UJ	13
PFO2HxA	11	6.4	10	6.7
PFO3OA	2.1	<2	<2	<2
PFO4DA	<2	<2	<2	<2
PFO5DA	<2	<2	<2	<2
PMPA	30	19 B	28	21 B
PEPA	<20	<20	<20	<20
PFESA-BP1	<2	<2	<2	<2
PFESA-BP2	<2	<2	<2	<2
Byproduct 4	11 J	<2	11 J	<2
Byproduct 5	2.8 J	6.4 J	3.2 J	8.2 J
Byproduct 6	<2	<2	<2	<2
NVHOS	6.5	<2	6.6	<2
EVE Acid	<2	<2	<2	<2
Hydro-EVE Acid	<2	<2	<2	<2
R-EVE	4.7 J	<2	4.8 J	<2
PES	<2	<2	<2	<2
PFECA B	<2	<2	<2	<2
PFECA-G	<2	<2	<2	<2
<b>Total Table 3+ Compounds*</b>	<b>85</b>	<b>54</b>	<b>80</b>	<b>58</b>
<b>Other PFAS (ng/L)</b>				
10:2 Fluorotelomer sulfonate	<2	<2	<2	<2
1H,1H,2H,2H-perfluorodecanesulfonate (8:2 FTS)	<20	<20	<20	<20
1H,1H,2H,2H-perfluorohexanesulfonate (4:2 FTS)	<20	<20	<20	<20
2-(N-ethyl perfluoro-1-octanesulfonamido)-ethanol	<2	<2	<2	<2
2-(N-methyl perfluoro-1-octanesulfonamido)-ethanol	<4	<4	<4	<4
6:2 Fluorotelomer sulfonate	<20	<20	<20	<20
ADONA	<2.1	<2.1	<2.1	<2.1
NaDONA	<2.1	<2.1	<2.1	<2.1
N-ethyl perfluorooctane sulfonamidoacetic acid	<20	<20	<20	<20
N-ethylperfluoro-1-octanesulfonamide	<2	<2	<2	<2
N-methyl perfluoro-1-octanesulfonamide	<2	<2	<2	<2
N-methyl perfluorooctane sulfonamidoacetic acid	<20	<20	<20	<20
Perfluorobutane Sulfonic Acid	6.9	3.3	4.9	3
Perfluorobutanoic Acid	18	<2	18	4
Perfluorodecane Sulfonic Acid	<2	<2	<2	<2
Perfluorodecanoic Acid	<2	<2	<2	<2
Perfluorododecane sulfonic acid (PFDoS)	<2	<2	<2	<2
Perfluorododecanoic Acid	<2	<2	<2	<2
Perfluoroheptane sulfonic acid (PFHpS)	<2	<2	<2	<2
Perfluoroheptanoic Acid	35	8.2	33	8.6
Perfluorohexadecanoic acid (PFHxDA)	<2	<2 UJ	<2	<2
Perfluorohexane Sulfonic Acid	8.5	3.4	8.8	3.3
Perfluorohexanoic Acid	48	16	49	16
Perfluorononanesulfonic acid	<2	<2	<2	<2
Perfluorononanoic Acid	<2	<2	<2	<2
Perfluorooctadecanoic acid	<2	<2 UJ	<2	<2
Perfluorooctane Sulfonamide	<2	<2	<2	<2
Perfluoropentane sulfonic acid (PFPeS)	<2	<2	<2	<2
Perfluoropentanoic Acid	46	10	46	11
Perfluorotetradecanoic Acid	<2	<2	<2	<2
Perfluorotridecanoic Acid	<2	<2	<2	<2
Perfluoroundecanoic Acid	<2	<2	<2	<2
PFOA	11	4.9	11	5.5
PFOS	16	7.2	15	8.1
F-53B Major (9Cl-PF3ONS)	<2	<2	<2	<2
F-53B Minor (11Cl-PF3OUdS)	<2	<2	<2	<2

**Notes:**

\* - Total Table 3+ was calculated including J qualified data but not non-detect data. The total Table 3+ sum is rounded to two significant figures.  
**Bold** - Analyte detected above associated reporting limit  
EPA - Environmental Protection Agency  
B - Not detected substantially above the level reported in the laboratory or field blanks.  
J - Analyte detected. Reported value may not be accurate or precise  
ND - No Table 3+ compounds were detected above their associated reporting limits.  
ng/L - nanograms per liter  
QA/QC - Quality assurance/ quality control  
SOP - standard operating procedure  
UJ - Analyte not detected. Reporting limit may not be accurate or precise.  
-- - No data reported  
< - Analyte not detected above associated reporting limit.

**TABLE 4**  
**ANALYTICAL RESULTS - 2019 QUARTER 4**  
**Chemours Fayetteville Works, North Carolina**

Location ID	7B		8	
Sampling Event	October 2019	December 2019	October 2019	December 2019
Field Sample ID	STW-LOC7B-101019	STW-LOC-7B-122019	STW-LOC8-101019	STW-LOC-8-122319
Date Sampled	10/10/2019	12/20/2019	10/10/2019	12/23/2019
Analytical Laboratory	TestAmerica	TestAmerica	TestAmerica	TestAmerica
QA/QC	--	--	--	--
<b>Table 3+ Lab SOP (ng/L)</b>				
HFPO-DA (EPA Method 537 Mod)	23	29 B	120	500
PFMOAA	24 J	25	240 J	220
PFO2HxA	17	9.2	95 J	73
PFO3OA	5.7	2.1	48	16
PFO4DA	4.3	<2	48	13 J
PFO5DA	9.8	<2	85 J	14
PMPA	35	29 B	38	130
PEPA	<20	<20	28	91
PFESA-BP1	<2	<2	9.9	12
PFESA-BP2	71	3.1	550	61
Byproduct 4	22 J	6.8 J	37 J	26 J
Byproduct 5	140 J	71 J	600 J	620 J
Byproduct 6	<2	<2	12	<2
NVHOS	13	2.1	54	16
EVE Acid	<2	<2	<2	<2
Hydro-EVE Acid	<2	<2	9.2	2.8
R-EVE	5.5 J	<2	7 J	7.8
PES	<2	<2	<2	<2
PFECA B	<2	<2	<2	<2
PFECA-G	<2	<2	<2	<2
<b>Total Table 3+ Compounds*</b>	<b>370</b>	<b>180</b>	<b>2,000</b>	<b>1,800</b>
<b>Other PFAS (ng/L)</b>				
10:2 Fluorotelomer sulfonate	<2	<2	<2	<2
1H,1H,2H,2H-perfluorodecanesulfonate (8:2 FTS)	<20	<20	<20	<20
1H,1H,2H,2H-perfluorohexanesulfonate (4:2 FTS)	<20	<20	<20	<20
2-(N-ethyl perfluoro-1-octanesulfonamido)-ethanol	<2	<2	<2	<2
2-(N-methyl perfluoro-1-octanesulfonamido)-ethanol	<4	<4	<4	<4
6:2 Fluorotelomer sulfonate	<20	<20	<20	<20
ADONA	<2.1	<2.1	<2.1	<2.1
NaDONA	<2.1	<2.1	<2.1	<2.1
N-ethyl perfluorooctane sulfonamidoacetic acid	<20	<20	<20	<20
N-ethylperfluoro-1-octanesulfonamide	<2	<2	<2	<2
N-methyl perfluoro-1-octanesulfonamide	<2	<2	<2	<2
N-methyl perfluorooctane sulfonamidoacetic acid	<20	<20	<20	<20
Perfluorobutane Sulfonic Acid	6.6	3	5.2	3.1
Perfluorobutanoic Acid	19	4.2	26	12
Perfluorodecane Sulfonic Acid	<2	<2	<2	<2
Perfluorodecanoic Acid	<2	<2	<2	<2
Perfluorododecane sulfonic acid (PFDoS)	<2	<2	<2	<2
Perfluorododecanoic Acid	<2	<2	<2	<2
Perfluoroheptane sulfonic acid (PFHpS)	<2	<2	<2	<2
Perfluoroheptanoic Acid	33	8.6	26	11
Perfluorohexadecanoic acid (PFHxDA)	<2	<2	<2	<2 UJ
Perfluorohexane Sulfonic Acid	8.7	3.3	4.5	<2
Perfluorohexanoic Acid	49	16	40	17
Perfluorononanesulfonic acid	<2	<2	<2	<2
Perfluorononanoic Acid	<2	<2	<2	<2
Perfluorooctadecanoic acid	<2	<2	<2	<2 UJ
Perfluorooctane Sulfonamide	<2	<2	<2	<2
Perfluoropentane sulfonic acid (PFPeS)	<2	<2	<2	<2
Perfluoropentanoic Acid	46	11	43	21
Perfluorotetradecanoic Acid	<2	<2	<2	<2
Perfluorotridecanoic Acid	<2	<2	<2	<2
Perfluoroundecanoic Acid	<2	<2	<2	<2
PFOA	11	7.1	9.1	28
PFOS	14	7.6	2.2	<2
F-53B Major (9Cl-PF3ONS)	<2	<2	<2	<2
F-53B Minor (11Cl-PF3OUdS)	<2	<2	<2	<2

**Notes:**

\* - Total Table 3+ was calculated including J qualified data but not non-detect data. The total Table 3+ sum is rounded to two significant figures.  
**Bold** - Analyte detected above associated reporting limit  
EPA - Environmental Protection Agency  
B - Not detected substantially above the level reported in the laboratory or field blanks.  
J - Analyte detected. Reported value may not be accurate or precise  
ND - No Table 3+ compounds were detected above their associated reporting limits.  
ng/L - nanograms per liter  
QA/QC - Quality assurance/ quality control  
SOP - standard operating procedure  
UJ - Analyte not detected. Reporting limit may not be accurate or precise.  
-- - No data reported  
< - Analyte not detected above associated reporting limit.

**TABLE 4**  
**ANALYTICAL RESULTS - 2019 QUARTER 4**  
**Chemours Fayetteville Works, North Carolina**

Location ID	9		10	
Sampling Event	October 2019	December 2019	October 2019	December 2019
Field Sample ID	STW-LOC9-101019	STW-LOC-9-122019	STW-LOC10-101019	STW-LOC-10-122019
Date Sampled	10/10/2019	12/20/2019	10/10/2019	12/20/2019
Analytical Laboratory	TestAmerica	TestAmerica	TestAmerica	TestAmerica
QA/QC	--	--	--	--
<b>Table 3+ Lab SOP (ng/L)</b>				
HFPO-DA (EPA Method 537 Mod)	2,400	28 B	15,000	230
PFMOAA	38 J	14	1,700	34
PFO2HxA	500	14	7,400	32
PFO3OA	160	5	3,300	12
PFO4DA	45	3.8 J	2,100	11 J
PFO5DA	26	3.2	1,900	9.2
PMPA	110	27 B	1,300	58
PEPA	27	<20	590	23
PFESA-BP1	170	6.6	23,000	40
PFESA-BP2	50	<2	3,000	8.8
Byproduct 4	300 J	8.3 J	1,200	35 J
Byproduct 5	1,500	49 J	3,400	100 J
Byproduct 6	7.6	<2	78	<2
NVHOS	63	<2	270	7
EVE Acid	110	3.7	680	8.5
Hydro-EVE Acid	34	<2	930	4
R-EVE	91 J	3.5 J	570	38 J
PES	<2	<2	<9.2	<2
PFECA B	<2	<2	<12	<2
PFECA-G	<2	<2	<8.2	<2
<b>Total Table 3+ Compounds*</b>	<b>5,600</b>	<b>170</b>	<b>66,000</b>	<b>650</b>
<b>Other PFAS (ng/L)</b>				
10:2 Fluorotelomer sulfonate	<2	<2	<2	<2
1H,1H,2H,2H-perfluorodecanesulfonate (8:2 FTS)	<20	<20	<20	<20
1H,1H,2H,2H-perfluorohexanesulfonate (4:2 FTS)	<20	<20	<20	<20
2-(N-ethyl perfluoro-1-octanesulfonamido)-ethanol	<2	<2	<2	<2
2-(N-methyl perfluoro-1-octanesulfonamido)-ethanol	<4	<4	<4	<4
6:2 Fluorotelomer sulfonate	<20	<20	<20	<20
ADONA	<2.1	<2.1	<2.1	<2.1
NaDONA	<2.1	<2.1	<2.1	<2.1
N-ethyl perfluorooctane sulfonamidoacetic acid	<20	<20	<20	<20
N-ethylperfluoro-1-octanesulfonamide	<2	<2	<2	<2
N-methyl perfluoro-1-octanesulfonamide	<2	<2	<2	<2
N-methyl perfluorooctane sulfonamidoacetic acid	<20	<20	<20	<20
Perfluorobutane Sulfonic Acid	6.3	3.1	<2	3.1
Perfluorobutanoic Acid	54	4.5	170	5.4
Perfluorodecane Sulfonic Acid	<2	<2	<2	<2
Perfluorodecanoic Acid	<2	<2	14	<2
Perfluorododecane sulfonic acid (PFDoS)	<2	<2	<2	<2
Perfluorododecanoic Acid	<2	<2	2.4	<2
Perfluoroheptane sulfonic acid (PFHpS)	<2	<2	<2	<2
Perfluoroheptanoic Acid	38	9.7	33	8.8
Perfluorohexadecanoic acid (PFHxDA)	<2	<2	<2	<2
Perfluorohexane Sulfonic Acid	9.2	3.3	<2	3.3
Perfluorohexanoic Acid	55	16	41	15
Perfluorononanesulfonic acid	<2	<2	<2	<2
Perfluorononanoic Acid	3	<2 UJ	22	<2
Perfluorooctadecanoic acid	<2	<2	<2	<2
Perfluorooctane Sulfonamide	<2	<2	<2	<2
Perfluoropentane sulfonic acid (PFPeS)	<2	<2	<2	<2
Perfluoropentanoic Acid	94	12	200	12
Perfluorotetradecanoic Acid	<2	<2	<2	<2
Perfluorotridecanoic Acid	<2	<2 UJ	<2	<2
Perfluoroundecanoic Acid	<2	<2 UJ	14	<2
PFOA	12	6.7	26	6.6
PFOS	16	7.8	9	8.3
F-53B Major (9Cl-PF3ONS)	<2	<2	2.1	<2
F-53B Minor (11Cl-PF3OUdS)	<2	<2	<2	<2

**Notes:**

\* - Total Table 3+ was calculated including J qualified data but not non-detect data. The total Table 3+ sum is rounded to two significant figures.

**Bold** - Analyte detected above associated reporting limit

EPA - Environmental Protection Agency

B - Not detected substantially above the level reported in the laboratory or field blanks.

J - Analyte detected. Reported value may not be accurate or precise

ND - No Table 3+ compounds were detected above their associated reporting limits.

ng/L - nanograms per liter

QA/QC - Quality assurance/ quality control

SOP - standard operating procedure

UJ - Analyte not detected. Reporting limit may not be accurate or precise.

-- - No data reported

< - Analyte not detected above associated reporting limit.

**TABLE 4**  
**ANALYTICAL RESULTS - 2019 QUARTER 4**  
**Chemours Fayetteville Works, North Carolina**

Location ID	12		14	
Sampling Event	October 2019	December 2019	October 2019	December 2019
Field Sample ID	--	STW-LOC-12-122019	STW-LOC14-101019	STW-LOC-14-122019
Date Sampled	--	12/20/2019	10/10/2019	12/20/2019
Analytical Laboratory	--	TestAmerica	TestAmerica	TestAmerica
QA/QC	--	--	--	--
<b>Table 3+ Lab SOP (ng/L)</b>				
HFPO-DA (EPA Method 537 Mod)	--	<b>15 B</b>	<b>15</b>	<b>21 B</b>
PFMOAA	--	<b>20</b>	<5 UJ	<b>19</b>
PFO2HxA	--	<b>14</b>	<b>6.7</b>	<b>13</b>
PFO3OA	--	<b>2.4</b>	<2	<2
PFO4DA	--	<2	<2	<2
PFO5DA	--	<b>3</b>	<2 UJ	<2
PMPA	--	<b>50 B</b>	<b>23</b>	<b>68</b>
PEPA	--	<20	<20	<b>25</b>
PFESA-BP1	--	<2	<2	<2
PFESA-BP2	--	<2	<2	<2
Byproduct 4	--	<2	<b>2.4</b>	<2
Byproduct 5	--	<b>15 J</b>	<2	<b>9.3 J</b>
Byproduct 6	--	<2	<2	<2
NVHOS	--	<b>2.4</b>	<b>6</b>	<2
EVE Acid	--	<2	<2	<2
Hydro-EVE Acid	--	<2	<2	<2
R-EVE	--	<2	<2	<2
PES	--	<2	<2	<2
PFECA B	--	<2	<2	<2
PFECA-G	--	<2	<2	<2
<b>Total Table 3+ Compounds*</b>	--	<b>120</b>	<b>53</b>	<b>160</b>
<b>Other PFAS (ng/L)</b>				
10:2 Fluorotelomer sulfonate	--	<2	<2	<2
1H,1H,2H,2H-perfluorodecanesulfonate (8:2 FTS)	--	<20	<20	<20
1H,1H,2H,2H-perfluorohexanesulfonate (4:2 FTS)	--	<20	<20	<20
2-(N-ethyl perfluoro-1-octanesulfonamido)-ethanol	--	<2	<2	<2
2-(N-methyl perfluoro-1-octanesulfonamido)-ethanol	--	<4	<4	<4
6:2 Fluorotelomer sulfonate	--	<20	<20	<b>39 J</b>
ADONA	--	<2.1	<2.1	<2.1
NaDONA	--	<2.1	<2.1	<2.1
N-ethyl perfluorooctane sulfonamidoacetic acid	--	<20	<20	<20
N-ethylperfluoro-1-octanesulfonamide	--	<2	<2	<2
N-methyl perfluoro-1-octanesulfonamide	--	<2	<2	<2
N-methyl perfluorooctane sulfonamidoacetic acid	--	<20	<20	<20
Perfluorobutane Sulfonic Acid	--	<b>4.5</b>	<b>9.6</b>	<b>4.5</b>
Perfluorobutanoic Acid	--	<b>6.8</b>	<b>27</b>	<b>6.8</b>
Perfluorodecane Sulfonic Acid	--	<2	<2	<2
Perfluorodecanoic Acid	--	<2	<2	<2
Perfluorododecane sulfonic acid (PFDoS)	--	<2	<2	<2
Perfluorododecanoic Acid	--	<2	<2	<2
Perfluoroheptane sulfonic acid (PFHpS)	--	<2	<2	<2
Perfluoroheptanoic Acid	--	<b>11</b>	<b>50</b>	<b>11</b>
Perfluorohexadecanoic acid (PFHxDA)	--	<2	<2	<2
Perfluorohexane Sulfonic Acid	--	<b>5.5</b>	<b>13</b>	<b>5.1</b>
Perfluorohexanoic Acid	--	<b>19</b>	<b>72</b>	<b>20</b>
Perfluorononanesulfonic acid	--	<2	<2	<2
Perfluorononanoic Acid	--	<2	<b>2.2</b>	<2
Perfluorooctadecanoic acid	--	<2	<2	<2
Perfluorooctane Sulfonamide	--	<2	<2	<2
Perfluoropentane sulfonic acid (PFPeS)	--	<2	<b>2.1</b>	<2
Perfluoropentanoic Acid	--	<b>14</b>	<b>67</b>	<b>14</b>
Perfluorotetradecanoic Acid	--	<2	<2	<2
Perfluorotridecanoic Acid	--	<2	<2	<2
Perfluoroundecanoic Acid	--	<2	<2	<2
PFOA	--	<b>6.9</b>	<b>15</b>	<b>7.5</b>
PFOS	--	<b>15</b>	<b>20</b>	<b>11</b>
F-53B Major (9Cl-PF3ONS)	--	<2	<2	<2
F-53B Minor (11Cl-PF3OUdS)	--	<2	<2	<2

**Notes:**

\* - Total Table 3+ was calculated including J qualified data but not non-detect data. The total Table 3+ sum is rounded to two significant figures.  
**Bold** - Analyte detected above associated reporting limit  
EPA - Environmental Protection Agency  
B - Not detected substantially above the level reported in the laboratory or field blanks.  
J - Analyte detected. Reported value may not be accurate or precise  
ND - No Table 3+ compounds were detected above their associated reporting limits.  
ng/L - nanograms per liter  
QA/QC - Quality assurance/ quality control  
SOP - standard operating procedure  
UJ - Analyte not detected. Reporting limit may not be accurate or precise.  
-- - No data reported  
< - Analyte not detected above associated reporting limit.

**TABLE 4**  
**ANALYTICAL RESULTS - 2019 QUARTER 4**  
**Chemours Fayetteville Works, North Carolina**

Location ID	15		18	
Sampling Event	October 2019	December 2019	October 2019	December 2019
Field Sample ID	STW-LOC15-101019	STW-LOC-15-122019	STW-LOC18-100919	STW-LOC-18-122019
Date Sampled	10/10/2019	12/20/2019	10/9/2019	12/20/2019
Analytical Laboratory	TestAmerica	TestAmerica	TestAmerica	TestAmerica
QA/QC	--	--	--	--
<b>Table 3+ Lab SOP (ng/L)</b>				
HFPO-DA (EPA Method 537 Mod)	140	35	16	12 B
PFMOAA	<5 UJ	15	<5 UJ	<5
PFO2HxA	32	13	5.5 J	3.9 J
PFO3OA	16	5	<2	<2
PFO4DA	16	3.9	<2	<2
PFO5DA	15	3.1	<2 UJ	<2
PMPA	45	31 B	<10 UJ	19 B
PEPA	<20	<20	<20	<20
PFESA-BP1	150	24	<2	<2
PFESA-BP2	28	2.2	<2	<2
Byproduct 4	250 J	11 J	13 J	7.7 J
Byproduct 5	1,700	58 J	<2	6.2 J
Byproduct 6	3.6	<2	<2	<2
NVHOS	35	2	<2 UJ	<2 UJ
EVE Acid	62	4.3	<2	<2
Hydro-EVE Acid	21	<2	<2	<2
R-EVE	71 J	4.7 J	2.4 J	5.2 J
PES	<2	<2	<2	<2
PFECA B	<2	<2	<2	<2
PFECA-G	<2	<2	<2	<2
<b>Total Table 3+ Compounds*</b>	<b>2,600</b>	<b>210</b>	<b>37</b>	<b>54</b>
<b>Other PFAS (ng/L)</b>				
10:2 Fluorotelomer sulfonate	<2	<2	<2	<2
1H,1H,2H,2H-perfluorodecanesulfonate (8:2 FTS)	<20	<20	<20	<20
1H,1H,2H,2H-perfluorohexanesulfonate (4:2 FTS)	<20	<20	<20	<49
2-(N-ethyl perfluoro-1-octanesulfonamido)-ethanol	<2	<2	<2	<2
2-(N-methyl perfluoro-1-octanesulfonamido)-ethanol	<4	<4	<4	<4
6:2 Fluorotelomer sulfonate	<20	<20	<20	<20
ADONA	<2.1	<2.1	<2.1	<2.1
NaDONA	<2.1	<2.1	<2.1	<2.1
N-ethyl perfluorooctane sulfonamidoacetic acid	<20	<20	<20	<20
N-ethylperfluoro-1-octanesulfonamide	<2	<2	<2 UJ	<2
N-methyl perfluoro-1-octanesulfonamide	<2	<2	<2	<2
N-methyl perfluorooctane sulfonamidoacetic acid	<20	<20	<20	<20
Perfluorobutane Sulfonic Acid	6.5	3	<2	<2
Perfluorobutanoic Acid	22	<2	17 J	<3.3
Perfluorodecane Sulfonic Acid	<2	<2	<2	<2
Perfluorodecanoic Acid	<2	<2	<2	<2
Perfluorododecane sulfonic acid (PFDoS)	<2	<2	<2	<2
Perfluorododecanoic Acid	<2	<2	<2	<2
Perfluoroheptane sulfonic acid (PFHpS)	<2	<2	<2	<2
Perfluoroheptanoic Acid	37	8.7	22	2.8
Perfluorohexadecanoic acid (PFHxDA)	<2	<2	<2 UJ	<8.3
Perfluorohexane Sulfonic Acid	8.9	3.4	5.4	<2
Perfluorohexanoic Acid	51	14	29	3.2
Perfluorononanesulfonic acid	<2	<2	<2	<2
Perfluorononanoic Acid	2.4	<2	<2	<2
Perfluorooctadecanoic acid	<2	<2	<2 UJ	<2
Perfluorooctane Sulfonamide	<2	<2	<2	<2
Perfluoropentane sulfonic acid (PFPeS)	<2	<2	<2	<2
Perfluoropentanoic Acid	68	10	27 J	3.4
Perfluorotetradecanoic Acid	<2	<2	<2 UJ	<2
Perfluorotridecanoic Acid	<2	<2	<2	<2
Perfluoroundecanoic Acid	<2	<2	<2	<2
PFOA	11	4.8	6.7	3.3
PFOS	16	8.2	10	2.8
F-53B Major (9Cl-PF3ONS)	<2	<2	<2	<2
F-53B Minor (11Cl-PF3OUdS)	<2	<2	<2	<2

**Notes:**

\* - Total Table 3+ was calculated including J qualified data but not non-detect data. The total Table 3+ sum is rounded to two significant figures.  
**Bold** - Analyte detected above associated reporting limit  
EPA - Environmental Protection Agency  
B - Not detected substantially above the level reported in the laboratory or field blanks.  
J - Analyte detected. Reported value may not be accurate or precise  
ND - No Table 3+ compounds were detected above their associated reporting limits.  
ng/L - nanograms per liter  
QA/QC - Quality assurance/ quality control  
SOP - standard operating procedure  
UJ - Analyte not detected. Reporting limit may not be accurate or precise.  
-- - No data reported  
< - Analyte not detected above associated reporting limit.

**TABLE 4**  
**ANALYTICAL RESULTS - 2019 QUARTER 4**  
**Chemours Fayetteville Works, North Carolina**

Location ID	19A		19B	
Sampling Event	October 2019	December 2019	October 2019	December 2019
Field Sample ID	STW-LOC19A-100919	STW-LOC-19A-122019	STW-LOC19B-100919	STW-LOC-19B-122019
Date Sampled	10/9/2019	12/20/2019	10/9/2019	12/20/2019
Analytical Laboratory	TestAmerica	TestAmerica	TestAmerica	TestAmerica
QA/QC	--	--	--	--
<b>Table 3+ Lab SOP (ng/L)</b>				
HFPO-DA (EPA Method 537 Mod)	7.3	380	5.9	22 B
PFMOAA	<5	16	<5	5.6
PFO2HxA	7.1	35	3.9	4.3
PFO3OA	<2 UJ	9.7	<2	<2
PFO4DA	<2 UJ	4 J	<2 UJ	<2
PFO5DA	<2 UJ	<2	<2 UJ	<2
PMPA	19	340	12	35 B
PEPA	<20	180	<20	<20
PFESA-BP1	<2	<2	<2	<2
PFESA-BP2	<2	<2	2.2	<2
Byproduct 4	<2 UJ	<2	<2 UJ	<2
Byproduct 5	<2 UJ	11 J	<2	2.2
Byproduct 6	<2	<2	<2	<2
NVHOS	2.1	2.2	3.2	<2
EVE Acid	<2	<2	<2	<2
Hydro-EVE Acid	<2	2.4	<2	<2
R-EVE	<2 UJ	4.1	<2	<2
PES	<2	<2	<2	<2
PFECA B	<2	<2	<2	<2
PFECA-G	<2 UJ	<2 UJ	<2 UJ	<2 UJ
<b>Total Table 3+ Compounds*</b>	<b>36</b>	<b>980</b>	<b>27</b>	<b>69</b>
<b>Other PFAS (ng/L)</b>				
10:2 Fluorotelomer sulfonate	<2	<2	<2	<2
1H,1H,2H,2H-perfluorodecanesulfonate (8:2 FTS)	<20	<20	<20	<20
1H,1H,2H,2H-perfluorohexanesulfonate (4:2 FTS)	<20	<20	<20	<20
2-(N-ethyl perfluoro-1-octanesulfonamido)-ethanol	<2	<2	<2	<2
2-(N-methyl perfluoro-1-octanesulfonamido)-ethanol	<4	<4	<4	<4
6:2 Fluorotelomer sulfonate	<20	<20	<20	<20
ADONA	<2.1	<2.1	<2.1	<2.1
NaDONA	<2.1	<2.1	<2.1	<2.1
N-ethyl perfluorooctane sulfonamidoacetic acid	<20	<20	<20	<20
N-ethylperfluoro-1-octanesulfonamide	<2	<2	<2	<2
N-methyl perfluoro-1-octanesulfonamide	<2	<2	<2	<2
N-methyl perfluorooctane sulfonamidoacetic acid	<20	<20	<20	<20
Perfluorobutane Sulfonic Acid	<2	<2	2.3	<2
Perfluorobutanoic Acid	6	3.2	7.2	2.2
Perfluorodecane Sulfonic Acid	<2	<2	<2	<2
Perfluorodecanoic Acid	<2	<2	<2	<2
Perfluorododecane sulfonic acid (PFDoS)	<2	<2	<2	<2
Perfluorododecanoic Acid	<2	<2	<2	<2
Perfluoroheptane sulfonic acid (PFHpS)	<2	<2	<2	<2
Perfluoroheptanoic Acid	9.5	3.5	12	2.7
Perfluorohexadecanoic acid (PFHxDA)	<2 UJ	<2	6.2 J	<2 UJ
Perfluorohexane Sulfonic Acid	<2	<2	2.3	<2
Perfluorohexanoic Acid	15	7.8	18	5.2
Perfluorononanesulfonic acid	<2	<2	<2	<2
Perfluorononanoic Acid	<2	3.1 B	<2	<2
Perfluorooctadecanoic acid	<2 UJ	<2	<2 UJ	<2 UJ
Perfluorooctane Sulfonamide	<2	<2	<2	<2
Perfluoropentane sulfonic acid (PFPeS)	<2	<2	<2	<2
Perfluoropentanoic Acid	15	6.3	18	3.9
Perfluorotetradecanoic Acid	<2 UJ	<2	<2	<2
Perfluorotridecanoic Acid	<2	46 B	<2	<2
Perfluoroundecanoic Acid	<2	15 B	<2	<2
PFOA	3.3	14	4.4	<2
PFOS	2.5	<2	3.4	2.4
F-53B Major (9Cl-PF3ONS)	<2	<2	<2	<2
F-53B Minor (11Cl-PF3OUdS)	<2	<2	<2	<2

**Notes:**

\* - Total Table 3+ was calculated including J qualified data but not non-detect data. The total Table 3+ sum is rounded to two significant figures.  
**Bold** - Analyte detected above associated reporting limit  
EPA - Environmental Protection Agency  
B - Not detected substantially above the level reported in the laboratory or field blanks.  
J - Analyte detected. Reported value may not be accurate or precise  
ND - No Table 3+ compounds were detected above their associated reporting limits.  
ng/L - nanograms per liter  
QA/QC - Quality assurance/ quality control  
SOP - standard operating procedure  
UJ - Analyte not detected. Reporting limit may not be accurate or precise.  
-- - No data reported  
< - Analyte not detected above associated reporting limit.



**TABLE 4**  
**ANALYTICAL RESULTS - 2019 QUARTER 4**  
**Chemours Fayetteville Works, North Carolina**

Location ID	20			
	October 2019		December 2019	
Sampling Event	STW-LOC20-101019	STW-LOC20-100919-D	STW-LOC-20-122019	STW-LOC-20-122019-D
Field Sample ID				
Date Sampled	10/10/2019	10/10/2019	12/20/2019	12/20/2019
Analytical Laboratory	TestAmerica	TestAmerica	TestAmerica	TestAmerica
QA/QC	--	Field Duplicate	--	Field Duplicate
<b>Table 3+ Lab SOP (ng/L)</b>				
HFPO-DA (EPA Method 537 Mod)	30 J	34	42	47
PFMOAA	24 J	21 J	22	20
PFO2HxA	18	19	11	11
PFO3OA	5.7	5.7	2.7	2.8
PFO4DA	4.3	4.6	<2	<2
PFO5DA	7.6 J	7.3 J	2.2	<2
PMPA	34	27	33 B	32 B
PEPA	<20	<20	<20	<20
PFESA-BP1	17	16	5.3	5.5
PFESA-BP2	46	41	2.2	2.1
Byproduct 4	31 J	18 J	7.7 J	6.3 J
Byproduct 5	190 J	160 J	49 J	44 J
Byproduct 6	<2	<2	<2	<2
NVHOS	13 J	8.7 J	2.4	2.2
EVE Acid	3.8	3.3	<2	<2
Hydro-EVE Acid	<2	<2	<2	<2
R-EVE	6.9 J	5.4 J	4 J	3.3 J
PES	<2	<2	<2	<2
PFECA B	<2	<2	<2	<2
PFECA-G	<2	<2	<2	<2
<b>Total Table 3+ Compounds*</b>	<b>430</b>	<b>370</b>	<b>180</b>	<b>180</b>
<b>Other PFAS (ng/L)</b>				
10:2 Fluorotelomer sulfonate	<2	<2	<2	<2
1H,1H,2H,2H-perfluorodecanesulfonate (8:2 FTS)	<20	<20	<20	<20
1H,1H,2H,2H-perfluorohexanesulfonate (4:2 FTS)	<20	<20	<20	<20
2-(N-ethyl perfluoro-1-octanesulfonamido)-ethanol	<2	<2	<2	<2
2-(N-methyl perfluoro-1-octanesulfonamido)-ethanol	<4	<4	<4	<4
6:2 Fluorotelomer sulfonate	<20	<20	<20	<20
ADONA	<2.1	<2.1	<2.1	<2.1
NaDONA	<2.1	<2.1	<2.1	<2.1
N-ethyl perfluorooctane sulfonamidoacetic acid	<20	<20	<20	<20
N-ethylperfluoro-1-octanesulfonamide	<2	<2	<2	<2
N-methyl perfluoro-1-octanesulfonamide	<2	<2	<2	<2
N-methyl perfluorooctane sulfonamidoacetic acid	<20	<20	<20	<20
Perfluorobutane Sulfonic Acid	6.3	6.2	3	3
Perfluorobutanoic Acid	19	24	5.4	4.5
Perfluorodecane Sulfonic Acid	<2	<2	<2	<2
Perfluorodecanoic Acid	<2 UJ	19 J	<2	<2
Perfluorododecane sulfonic acid (PFDoS)	<2	<2	<2	<2
Perfluorododecanoic Acid	<2	3	<2	<2
Perfluoroheptane sulfonic acid (PFHpS)	<2	<2	<2	<2
Perfluoroheptanoic Acid	34 J	100 J	8.8	8.8
Perfluorohexadecanoic acid (PFHxDA)	<2	<2	<2	<2
Perfluorohexane Sulfonic Acid	8.6	8.7	3.2	3.4
Perfluorohexanoic Acid	48 J	92 J	15	15
Perfluorononanesulfonic acid	<2	<2	<2	<2
Perfluorononanoic Acid	<2 UJ	40 J	<2	<2
Perfluorooctadecanoic acid	<2	<2	<2 UJ	<2
Perfluorooctane Sulfonamide	<2	<2	<2	<2
Perfluoropentane sulfonic acid (PFPeS)	<2	<2	<2	<2
Perfluoropentanoic Acid	47	65	11	11
Perfluorotetradecanoic Acid	<2	<2	<2	<2
Perfluorotridecanoic Acid	<2	<2	<2	<2
Perfluoroundecanoic Acid	<2	8.3	<2	<2
PFOA	11 J	50 J	5.7	5.9
PFOS	15	14	7.9	8
F-53B Major (9Cl-PF3ONS)	<2	<2	<2	<2
F-53B Minor (11Cl-PF3OUdS)	<2	<2	<2	<2

**Notes:**

\* - Total Table 3+ was calculated including J qualified data but not non-detect data. The total Table 3+ sum is rounded to two significant figures.  
**Bold** - Analyte detected above associated reporting limit  
EPA - Environmental Protection Agency  
B - Not detected substantially above the level reported in the laboratory or field blanks.  
J - Analyte detected. Reported value may not be accurate or precise  
ND - No Table 3+ compounds were detected above their associated reporting limits.  
ng/L - nanograms per liter  
QA/QC - Quality assurance/ quality control  
SOP - standard operating procedure  
UJ - Analyte not detected. Reporting limit may not be accurate or precise.  
-- - No data reported  
< - Analyte not detected above associated reporting limit.

**TABLE 4  
ANALYTICAL RESULTS - 2019 QUARTER 4  
Chemours Fayetteville Works, North Carolina**

Location ID	21A	
Sampling Event	October 2019	December 2019
Field Sample ID	STW-LOC21A-100919	STW-LOC-21A-122019
Date Sampled	10/9/2019	12/20/2019
Analytical Laboratory	TestAmerica	TestAmerica
QA/QC	--	--
<b>Table 3+ Lab SOP (ng/L)</b>		
HFPO-DA (EPA Method 537 Mod)	97	43
PFMOAA	11 J	21
PFO2HxA	28	16
PFO3OA	12	2.6
PFO4DA	9.6	<2
PFO5DA	6.6	2.5
PMPA	71	54 B
PEPA	25	23
PFESA-BP1	7.7	2.7
PFESA-BP2	4.3	<2
Byproduct 4	32 J	7.3 J
Byproduct 5	17 J	12 J
Byproduct 6	<2	<2
NVHOS	8.4	2.1
EVE Acid	7.4	<2
Hydro-EVE Acid	3.9	<2
R-EVE	19 J	5 J
PES	<2	<2
PFECA B	<2	<2
PFECA-G	<2	<2
<b>Total Table 3+ Compounds*</b>	<b>360</b>	<b>190</b>
<b>Other PFAS (ng/L)</b>		
10:2 Fluorotelomer sulfonate	<2	<2
1H,1H,2H,2H-perfluorodecanesulfonate (8:2 FTS)	<20	<20
1H,1H,2H,2H-perfluorohexanesulfonate (4:2 FTS)	<20	<20
2-(N-ethyl perfluoro-1-octanesulfonamido)-ethanol	<2	<2
2-(N-methyl perfluoro-1-octanesulfonamido)-ethanol	<4	<4
6:2 Fluorotelomer sulfonate	<20	<20
ADONA	<2.1	<2.1
NaDONA	<2.1	<2.1
N-ethyl perfluorooctane sulfonamidoacetic acid	<20	<20
N-ethylperfluoro-1-octanesulfonamide	<2	<2
N-methyl perfluoro-1-octanesulfonamide	<2	<2
N-methyl perfluorooctane sulfonamidoacetic acid	<20	<20
Perfluorobutane Sulfonic Acid	6.8	2.4
Perfluorobutanoic Acid	17	5
Perfluorodecane Sulfonic Acid	<2	<2
Perfluorodecanoic Acid	<2	<2
Perfluorododecane sulfonic acid (PFDoS)	<2	<2
Perfluorododecanoic Acid	<2	<2
Perfluoroheptane sulfonic acid (PFHpS)	<2	<2
Perfluoroheptanoic Acid	31	6.2
Perfluorohexadecanoic acid (PFHxDA)	<2	<2
Perfluorohexane Sulfonic Acid	9.8	3.3
Perfluorohexanoic Acid	41	10
Perfluoronanesulfonic acid	<2	<2
Perfluoronanoic Acid	2	<2
Perfluorooctadecanoic acid	<2	<2
Perfluorooctane Sulfonamide	<2	<2
Perfluoropentane sulfonic acid (PFPeS)	<2	<2
Perfluoropentanoic Acid	40	8.8
Perfluorotetradecanoic Acid	<2	<2
Perfluorotridecanoic Acid	<2	<2
Perfluoroundecanoic Acid	<2	<2
PFOA	12	4
PFOS	23	9.4
F-53B Major (9Cl-PF3ONS)	<2	<2
F-53B Minor (11Cl-PF3OUdS)	<2	<2

**Notes:**

\* - Total Table 3+ was calculated including J qualified data but not non-detect data. The total Table 3+ sum is rounded to two significant figures.

**Bold** - Analyte detected above associated reporting limit

EPA - Environmental Protection Agency

B - Not detected substantially above the level reported in the laboratory or field blanks.

J - Analyte detected. Reported value may not be accurate or precise

ND - No Table 3+ compounds were detected above their associated reporting limits.

ng/L - nanograms per liter

QA/QC - Quality assurance/ quality control

SOP - standard operating procedure

UJ - Analyte not detected. Reporting limit may not be accurate or precise.

-- - No data reported

< - Analyte not detected above associated reporting limit.

**TABLE 4**  
**ANALYTICAL RESULTS - 2019 QUARTER 4**  
**Chemours Fayetteville Works, North Carolina**

Location ID	22		
Sampling Event	October 2019		December 2019
Field Sample ID	STW-LOC22-100919	STW-LOC22-100919-D	STW-LOC-22-122019
Date Sampled	10/9/2019	10/9/2019	12/20/2019
Analytical Laboratory	TestAmerica	TestAmerica	TestAmerica
QA/QC	--	Field Duplicate	--
<b>Table 3+ Lab SOP (ng/L)</b>			
HFPO-DA (EPA Method 537 Mod)	27	27	<14
PFMOAA	37 J	56 J	25 J
PFO2HxA	21	23	12 J
PFO3OA	7.2	8.1	5
PFO4DA	6.7	8.5	4.1 J
PFO5DA	7.1 J	14 J	2.3 J
PMPA	40	37	<10 UJ
PEPA	<20	<20	<20 UJ
PFESA-BP1	70	73	25 J
PFESA-BP2	63 J	130 J	25 J
Byproduct 4	18 J	26 J	28 J
Byproduct 5	210 J	300 J	490 J
Byproduct 6	<2	2.3	<2
NVHOS	12	15	2.3 J
EVE Acid	2.1	2.6	<2
Hydro-EVE Acid	2.5	2.8	<2
R-EVE	5 J	4.5 J	3 J
PES	<2	<2	<2
PFECA B	<2	<2	<2
PFECA-G	<2	<2	<2 UJ
<b>Total Table 3+ Compounds*</b>	<b>530</b>	<b>730</b>	<b>620</b>
<b>Other PFAS (ng/L)</b>			
10:2 Fluorotelomer sulfonate	<2	<2	<2
1H,1H,2H,2H-perfluorodecanesulfonate (8:2 FTS)	<20	<20	<20
1H,1H,2H,2H-perfluorohexanesulfonate (4:2 FTS)	<20	<20	<20
2-(N-ethyl perfluoro-1-octanesulfonamido)-ethanol	<2	<2	<2
2-(N-methyl perfluoro-1-octanesulfonamido)-ethanol	<4	<4	<4
6:2 Fluorotelomer sulfonate	<20	<20	<20
ADONA	<2.1	<2.1	<2.1
NaDONA	<2.1	<2.1	<2.1
N-ethyl perfluorooctane sulfonamidoacetic acid	<20	<20	<20
N-ethylperfluoro-1-octanesulfonamide	<2	<2	<2
N-methyl perfluoro-1-octanesulfonamide	<2	<2	<2
N-methyl perfluorooctane sulfonamidoacetic acid	<20	<20	<20
Perfluorobutane Sulfonic Acid	3.7	3.6	<2
Perfluorobutanoic Acid	16 J	18 J	130 J
Perfluorodecane Sulfonic Acid	<2	<2	<2
Perfluorodecanoic Acid	<2	<2	<2
Perfluorododecane sulfonic acid (PFDoS)	<2	<2	<2
Perfluorododecanoic Acid	<2	<2	<2
Perfluoroheptane sulfonic acid (PFHpS)	<2	<2	<2
Perfluoroheptanoic Acid	24	24	4.1 J
Perfluorohexadecanoic acid (PFHxDA)	<2	<2	<2 UJ
Perfluorohexane Sulfonic Acid	6.1	6.2	<2
Perfluorohexanoic Acid	34	33	<2 UJ
Perfluorononanesulfonic acid	<2	<2	<2
Perfluorononanoic Acid	<2	2	<2
Perfluorooctadecanoic acid	<2	<2	<2 UJ
Perfluorooctane Sulfonamide	<2	<2	<2
Perfluoropentane sulfonic acid (PFPeS)	<2	<2	<2
Perfluoropentanoic Acid	32	32	<2 UJ
Perfluorotetradecanoic Acid	<2	<2	<2
Perfluorotridecanoic Acid	<2	<2	<2
Perfluoroundecanoic Acid	<2	<2	<2
PFOA	8.4	8.4	4.5
PFOS	12	11	3.4 J
F-53B Major (9Cl-PF3ONS)	<2	<2	<2
F-53B Minor (11Cl-PF3OUdS)	<2	<2	<2

**Notes:**

\* - Total Table 3+ was calculated including J qualified data but not non-detect data. The total Table 3+ sum is rounded to two significant figures.  
**Bold** - Analyte detected above associated reporting limit  
EPA - Environmental Protection Agency  
B - Not detected substantially above the level reported in the laboratory or field blanks.  
J - Analyte detected. Reported value may not be accurate or precise  
ND - No Table 3+ compounds were detected above their associated reporting limits.  
ng/L - nanograms per liter  
QA/QC - Quality assurance/ quality control  
SOP - standard operating procedure  
UJ - Analyte not detected. Reporting limit may not be accurate or precise.  
-- - No data reported  
< - Analyte not detected above associated reporting limit.

**TABLE 4**  
**ANALYTICAL RESULTS - 2019 QUARTER 4**  
**Chemours Fayetteville Works, North Carolina**

Location ID	23A		23B	
Sampling Event	October 2019	December 2019	October 2019	December 2019
Field Sample ID	STW-LOC23A-100919	STW-LOC-23A-122019	STW-LOC23B-100919	STW-LOC-23B-122019
Date Sampled	10/9/2019	12/20/2019	10/9/2019	12/20/2019
Analytical Laboratory	TestAmerica	TestAmerica	TestAmerica	TestAmerica
QA/QC	--	--	--	--
<b>Table 3+ Lab SOP (ng/L)</b>				
HFPO-DA (EPA Method 537 Mod)	110	2,200	17	240
PFMOAA	890	1,100	200	13
PFO2HxA	200	240	56	7.3
PFO3OA	70	80	19	<2
PFO4DA	44	37	10	<2
PFO5DA	31	20	8.5 J	<2
PMPA	<57	<57	<28	24 B
PEPA	20	33	<20	<20
PFESA-BP1	11,000	6,900	2,700	25
PFESA-BP2	570	330	120	<2
Byproduct 4	340	260	100 J	<2
Byproduct 5	5,900 J	3,500	1,700 J	26 J
Byproduct 6	2.9	<2	<2	<2
NVHOS	61	39	20	<2
EVE Acid	88	83	20	<2
Hydro-EVE Acid	71	63	14	<2
R-EVE	34	26 J	10 J	<2
PES	<4.6	<4.6	<2.3	<2
PFECA B	<6	<6	<3	<2
PFECA-G	<4.1	<4.1	<2	<2
<b>Total Table 3+ Compounds*</b>	<b>19,000</b>	<b>15,000</b>	<b>5,000</b>	<b>340</b>
<b>Other PFAS (ng/L)</b>				
10:2 Fluorotelomer sulfonate	<2	<2	<2	<2
1H,1H,2H,2H-perfluorodecanesulfonate (8:2 FTS)	<20	<20	<20	<20
1H,1H,2H,2H-perfluorohexanesulfonate (4:2 FTS)	<20	<20	<20	<20
2-(N-ethyl perfluoro-1-octanesulfonamido)-ethanol	3.3	2.8	<2	<2
2-(N-methyl perfluoro-1-octanesulfonamido)-ethanol	<4	<4	<4	<4
6:2 Fluorotelomer sulfonate	<20	<20	<20	<20
ADONA	<2.1	<2.1	<2.1	<2.1
NaDONA	<2.1	<2.1	<2.1	<2.1
N-ethyl perfluorooctane sulfonamidoacetic acid	<20	<20	<20	<20
N-ethylperfluoro-1-octanesulfonamide	<2	<2	<2	<2
N-methyl perfluoro-1-octanesulfonamide	<2	<2	<2	<2
N-methyl perfluorooctane sulfonamidoacetic acid	<20	<20	<20	<20
Perfluorobutane Sulfonic Acid	6.7	2.3	5.4	2.7
Perfluorobutanoic Acid	18	180	18	4
Perfluorodecane Sulfonic Acid	<2	<2	<2	<2
Perfluorodecanoic Acid	4	2.4	<2	<2
Perfluorododecane sulfonic acid (PFDoS)	<2	<2	<2	<2
Perfluorododecanoic Acid	4	<2	<2	<2
Perfluoroheptane sulfonic acid (PFHpS)	<2	<2	<2	<2
Perfluoroheptanoic Acid	31	15	30	6.6
Perfluorohexadecanoic acid (PFHxDA)	10	8.1	<2	<2
Perfluorohexane Sulfonic Acid	12	3.8	6.8	3.2
Perfluorohexanoic Acid	37	17	43	12
Perfluorononanesulfonic acid	<2	<2	<2	<2
Perfluorononanoic Acid	3.4	2.1 B	<2	<2
Perfluorooctadecanoic acid	6.8	4.9	<2	<2
Perfluorooctane Sulfonamide	2.1	<2	<2	<2
Perfluoropentane sulfonic acid (PFPeS)	<2	<2	<2	<2
Perfluoropentanoic Acid	43	18	40	8.2
Perfluorotetradecanoic Acid	8	6.4	<2	<2
Perfluorotridecanoic Acid	6.9	5.2 B	<2	<2
Perfluoroundecanoic Acid	3.2	<2	<2	<2
PFOA	52	680	13	26
PFOS	27	11	14	7.9
F-53B Major (9Cl-PF3ONS)	<2	<2	<2	<2
F-53B Minor (11Cl-PF3OUdS)	<2	<2	<2	<2

**Notes:**

\* - Total Table 3+ was calculated including J qualified data but not non-detect data. The total Table 3+ sum is rounded to two significant figures.  
**Bold** - Analyte detected above associated reporting limit  
EPA - Environmental Protection Agency  
B - Not detected substantially above the level reported in the laboratory or field blanks.  
J - Analyte detected. Reported value may not be accurate or precise  
ND - No Table 3+ compounds were detected above their associated reporting limits.  
ng/L - nanograms per liter  
QA/QC - Quality assurance/ quality control  
SOP - standard operating procedure  
UJ - Analyte not detected. Reporting limit may not be accurate or precise.  
-- - No data reported  
< - Analyte not detected above associated reporting limit.

**TABLE 4**  
**ANALYTICAL RESULTS - 2019 QUARTER 4**  
**Chemours Fayetteville Works, North Carolina**

Location ID	24A	
	October 2019	December 2019
Sampling Event		
Field Sample ID	--	STW-LOC-24A-122019
Date Sampled	--	12/20/2019
Analytical Laboratory	--	TestAmerica
QA/QC		--
<b>Table 3+ Lab SOP (ng/L)</b>		
HFPO-DA (EPA Method 537 Mod)	--	<b>18 B</b>
PFMOAA	--	<b>12</b>
PFO2HxA	--	<b>6.1</b>
PFO3OA	--	<2
PFO4DA	--	<2
PFO5DA	--	<2
PMPA	--	<b>41 B</b>
PEPA	--	<b>22</b>
PFESA-BP1	--	<2
PFESA-BP2	--	<2
Byproduct 4	--	<2
Byproduct 5	--	<b>12 J</b>
Byproduct 6	--	<2
NVHOS	--	<2
EVE Acid	--	<2
Hydro-EVE Acid	--	<2
R-EVE	--	<2
PES	--	<2
PFECA B	--	<2
PFECA-G	--	<2
<b>Total Table 3+ Compounds*</b>	--	<b>110</b>
<b>Other PFAS (ng/L)</b>		
10:2 Fluorotelomer sulfonate	--	<2
1H,1H,2H,2H-perfluorodecanesulfonate (8:2 FTS)	--	<20
1H,1H,2H,2H-perfluorohexanesulfonate (4:2 FTS)	--	<20
2-(N-ethyl perfluoro-1-octanesulfonamido)-ethanol	--	<2
2-(N-methyl perfluoro-1-octanesulfonamido)-ethanol	--	<4
6:2 Fluorotelomer sulfonate	--	<20
ADONA	--	<2.1
NaDONA	--	<2.1
N-ethyl perfluorooctane sulfonamidoacetic acid	--	<20
N-ethylperfluoro-1-octanesulfonamide	--	<2
N-methyl perfluoro-1-octanesulfonamide	--	<2
N-methyl perfluorooctane sulfonamidoacetic acid	--	<20
Perfluorobutane Sulfonic Acid	--	<b>3.1</b>
Perfluorobutanoic Acid	--	<2
Perfluorodecane Sulfonic Acid	--	<2
Perfluorodecanoic Acid	--	<2
Perfluorododecane sulfonic acid (PFDoS)	--	<2
Perfluorododecanoic Acid	--	<2
Perfluoroheptane sulfonic acid (PFHpS)	--	<2
Perfluoroheptanoic Acid	--	<b>8.6</b>
Perfluorohexadecanoic acid (PFHxDA)	--	<2
Perfluorohexane Sulfonic Acid	--	<b>4.4</b>
Perfluorohexanoic Acid	--	<b>15</b>
Perfluorononanesulfonic acid	--	<2
Perfluorononanoic Acid	--	<b>2.8 B</b>
Perfluorooctadecanoic acid	--	<2
Perfluorooctane Sulfonamide	--	<2
Perfluoropentane sulfonic acid (PFPeS)	--	<2
Perfluoropentanoic Acid	--	<b>10</b>
Perfluorotetradecanoic Acid	--	<2
Perfluorotridecanoic Acid	--	<b>16 B</b>
Perfluoroundecanoic Acid	--	<b>3.1 B</b>
PFOA	--	<b>7.6</b>
PFOS	--	<b>17</b>
F-53B Major (9Cl-PF3ONS)	--	<2
F-53B Minor (11Cl-PF3OUdS)	--	<2

**Notes:**

\* - Total Table 3+ was calculated including J qualified data but not non-detect data. The total Table 3+ sum is rounded to two significant figures.  
**Bold** - Analyte detected above associated reporting limit  
EPA - Environmental Protection Agency  
B - Not detected substantially above the level reported in the laboratory or field blanks.  
J - Analyte detected. Reported value may not be accurate or precise  
ND - No Table 3+ compounds were detected above their associated reporting limits.  
ng/L - nanograms per liter  
QA/QC - Quality assurance/ quality control  
SOP - standard operating procedure  
UJ - Analyte not detected. Reporting limit may not be accurate or precise.  
-- - No data reported  
< - Analyte not detected above associated reporting limit.

**TABLE 4**  
**ANALYTICAL RESULTS - 2019 QUARTER 4**  
**Chemours Fayetteville Works, North Carolina**

Location ID	24B		
	October 2019	December 2019	
Sampling Event	STW-LOC24B-100919	STW-LOC-24B-122019	STW-LOC-24B-122019-D
Field Sample ID			
Date Sampled	10/9/2019	12/20/2019	12/20/2019
Analytical Laboratory	TestAmerica	TestAmerica	TestAmerica
QA/QC	--	--	Field Duplicate
<b>Table 3+ Lab SOP (ng/L)</b>			
HFPO-DA (EPA Method 537 Mod)	8.5	11 B	8.7 B
PFMOAA	<5 UJ	12	13
PFO2HxA	7.1	6.5	5.1
PFO3OA	2	<2	<2
PFO4DA	<2	<2	<2
PFO5DA	<2	<2	<2
PMPA	18	27 B	29 B
PEPA	<20	<20	<20
PFESA-BP1	<2	<2	<2
PFESA-BP2	<2	<2	<2
Byproduct 4	6.9 J	<2	3.7 J
Byproduct 5	4.4 J	5.2 J	6.2 J
Byproduct 6	<2	<2	<2
NVHOS	7	<2	<2
EVE Acid	9.6	<2	<2
Hydro-EVE Acid	<2	<2	<2
R-EVE	<2	<2	2.6 J
PES	<2	<2	<2
PFECA B	<2	<2	<2
PFECA-G	<2	<2	<2
<b>Total Table 3+ Compounds*</b>	<b>64</b>	<b>62</b>	<b>68</b>
<b>Other PFAS (ng/L)</b>			
10:2 Fluorotelomer sulfonate	<2	<2	<2
1H,1H,2H,2H-perfluorodecanesulfonate (8:2 FTS)	<20	<20	<20
1H,1H,2H,2H-perfluorohexanesulfonate (4:2 FTS)	<20	<20	<20
2-(N-ethyl perfluoro-1-octanesulfonamido)-ethanol	<2	<2	<2
2-(N-methyl perfluoro-1-octanesulfonamido)-ethanol	<4	<4	<4
6:2 Fluorotelomer sulfonate	<20	<20	<20
ADONA	<2.1	<2.1	<2.1
NaDONA	<2.1	<2.1	<2.1
N-ethyl perfluorooctane sulfonamidoacetic acid	<20	<20	<20
N-ethylperfluoro-1-octanesulfonamide	<2	<2	<2
N-methyl perfluoro-1-octanesulfonamide	<2	<2	<2
N-methyl perfluorooctane sulfonamidoacetic acid	<20	<20	<20
Perfluorobutane Sulfonic Acid	6.2	2.8	2.7
Perfluorobutanoic Acid	18	3.9 J	3.9
Perfluorodecane Sulfonic Acid	<2	<2	<2
Perfluorodecanoic Acid	<2	<2	<2
Perfluorododecane sulfonic acid (PFDoS)	<2	<2	<2
Perfluorododecanoic Acid	<2	<2	<2
Perfluoroheptane sulfonic acid (PFHpS)	<2	<2	<2
Perfluoroheptanoic Acid	34	6.8 J	6.8
Perfluorohexadecanoic acid (PFHxDA)	<2	<2	<2
Perfluorohexane Sulfonic Acid	8.5	3.1	3.2
Perfluorohexanoic Acid	49	13 J	12
Perfluorononanesulfonic acid	<2	<2	<2
Perfluorononanoic Acid	<2	<2	<2
Perfluorooctadecanoic acid	<2	<2	<2
Perfluorooctane Sulfonamide	<2	<2	<2
Perfluoropentane sulfonic acid (PFPeS)	<2	<2	<2
Perfluoropentanoic Acid	46	8.3 J	9.9
Perfluorotetradecanoic Acid	<2	<2	<2
Perfluorotridecanoic Acid	<2	<2	<2
Perfluoroundecanoic Acid	<2	<2	<2
PFOA	11	4.6 J	4.6
PFOS	15	7.5	7.9
F-53B Major (9Cl-PF3ONS)	<2	<2	<2
F-53B Minor (11Cl-PF3OUdS)	<2	<2	<2

**Notes:**

\* - Total Table 3+ was calculated including J qualified data but not non-detect data. The total Table 3+ sum is rounded to two significant figures.  
**Bold** - Analyte detected above associated reporting limit  
EPA - Environmental Protection Agency  
B - Not detected substantially above the level reported in the laboratory or field blanks.  
J - Analyte detected. Reported value may not be accurate or precise  
ND - No Table 3+ compounds were detected above their associated reporting limits.  
ng/L - nanograms per liter  
QA/QC - Quality assurance/ quality control  
SOP - standard operating procedure  
UJ - Analyte not detected. Reporting limit may not be accurate or precise.  
-- - No data reported  
< - Analyte not detected above associated reporting limit.

**TABLE 4**  
**ANALYTICAL RESULTS - 2019 QUARTER 4**  
**Chemours Fayetteville Works, North Carolina**

Location ID	24C		TBLK	
	October 2019	December 2019	October 2019	December 2019
Sampling Event				
Field Sample ID	--	STW-LOC-24C-122019	STW-TBLK-100919	STW-TB-122619
Date Sampled	--	12/20/2019	10/9/2019	12/26/2019
Analytical Laboratory	--	TestAmerica	TestAmerica	TestAmerica
QA/QC		--	Trip Blank	Trip Blank
<b>Table 3+ Lab SOP (ng/L)</b>				
HFPO-DA (EPA Method 537 Mod)	--	270	<4	6.7
PFMOAA	--	<21	<5	<5
PFO2HxA	--	46	<2	<2
PFO3OA	--	20	<2	<2
PFO4DA	--	13	<2	<2
PFO5DA	--	12	<2	<2
PMPA	--	61 B	<10	11
PEPA	--	31	<20	<20
PFESA-BP1	--	490	<2	<2
PFESA-BP2	--	130	<2	<2
Byproduct 4	--	470	<2	<2
Byproduct 5	--	1,300	<2	<2
Byproduct 6	--	11	<2	<2
NVHOS	--	260	<2	<2
EVE Acid	--	930	<2	<2
Hydro-EVE Acid	--	290	<2	<2
R-EVE	--	170	<2	<2
PES	--	<4.6	<2	<2
PFECA B	--	<6	<2	<2
PFECA-G	--	<4.1	<2	<2
<b>Total Table 3+ Compounds*</b>	--	<b>4,500</b>	ND	<b>18</b>
<b>Other PFAS (ng/L)</b>				
10:2 Fluorotelomer sulfonate	--	<2	<2	<2
1H,1H,2H,2H-perfluorodecanesulfonate (8:2 FTS)	--	<20	<20	<20
1H,1H,2H,2H-perfluorohexanesulfonate (4:2 FTS)	--	<20	<20	<20
2-(N-ethyl perfluoro-1-octanesulfonamido)-ethanol	--	<2	<2	<2
2-(N-methyl perfluoro-1-octanesulfonamido)-ethanol	--	<4	<4	<4
6:2 Fluorotelomer sulfonate	--	<20	<20	<20
ADONA	--	<2.1	<2.1	<2.1
NaDONA	--	<2.1	<2.1	<2.1
N-ethyl perfluorooctane sulfonamidoacetic acid	--	<20	<20	<20
N-ethylperfluoro-1-octanesulfonamide	--	<2	<2	<2
N-methyl perfluoro-1-octanesulfonamide	--	<2	<2	<2
N-methyl perfluorooctane sulfonamidoacetic acid	--	<20	<20	<20
Perfluorobutane Sulfonic Acid	--	2.9	<2	<2
Perfluorobutanoic Acid	--	5.3	<2	<2
Perfluorodecane Sulfonic Acid	--	<2	<2	<2
Perfluorodecanoic Acid	--	<2	<2	<2
Perfluorododecane sulfonic acid (PFDoS)	--	<2	<2	<2
Perfluorododecanoic Acid	--	<2	<2	<2
Perfluoroheptane sulfonic acid (PFHpS)	--	<2	<2	<2
Perfluoroheptanoic Acid	--	7.1	<2	<2
Perfluorohexadecanoic acid (PFHxDA)	--	<2	<2	<2
Perfluorohexane Sulfonic Acid	--	3.2	<2	<2
Perfluorohexanoic Acid	--	13	<2	<2
Perfluorononanesulfonic acid	--	<2	<2	<2
Perfluorononanoic Acid	--	<2	<2	2.9
Perfluorooctadecanoic acid	--	<2	<2	<2
Perfluorooctane Sulfonamide	--	<2	<2	<2
Perfluoropentane sulfonic acid (PFPeS)	--	<2	<2	<2
Perfluoropentanoic Acid	--	11	<2	<2
Perfluorotetradecanoic Acid	--	<2	<2	<2
Perfluorotridecanoic Acid	--	<2	<2	27
Perfluoroundecanoic Acid	--	<2	<2	5
PFOA	--	5.3	<2	<2
PFOS	--	8.1	<2	<2
F-53B Major (9Cl-PF3ONS)	--	<2	<2	<2
F-53B Minor (11Cl-PF3OUdS)	--	<2	<2	<2

**Notes:**

\* - Total Table 3+ was calculated including J qualified data but not non-detect data. The total Table 3+ sum is rounded to two significant figures.

**Bold** - Analyte detected above associated reporting limit

EPA - Environmental Protection Agency

B - Not detected substantially above the level reported in the laboratory or field blanks.

J - Analyte detected. Reported value may not be accurate or precise

ND - No Table 3+ compounds were detected above their associated reporting limits.

ng/L - nanograms per liter

QA/QC - Quality assurance/ quality control

SOP - standard operating procedure

UJ - Analyte not detected. Reporting limit may not be accurate or precise.

-- - No data reported

< - Analyte not detected above associated reporting limit.

**TABLE 4**  
**ANALYTICAL RESULTS - 2019 QUARTER 4**  
**Chemours Fayetteville Works, North Carolina**

Location ID	EQBLK				
	October 2019			December 2019	
Sampling Event	STW-EB-01-100919	STW-EB-02-100919	STW-EB-03-100919	STW-EQBLK-DR-122019	STW-EQBLK-IO-122019
Field Sample ID					
Date Sampled	10/9/2019	10/9/2019	10/9/2019	12/20/2019	12/20/2019
Analytical Laboratory	TestAmerica	TestAmerica	TestAmerica	TestAmerica	TestAmerica
QA/QC	Equipment Blank	Equipment Blank	Equipment Blank	Equipment Blank	Equipment Blank
<b>Table 3+ Lab SOP (ng/L)</b>					
HFPO-DA (EPA Method 537 Mod)	<4	<4	<4	<4	<4
PFMOAA	<5	<5	<5	<5	<5
PFO2HxA	<2	<2	<2	<2	<2
PFO3OA	<2	<2	<2	<2	<2
PFO4DA	<2	<2	<2	<2	<2
PFO5DA	<2	<2	<2	<2	<2
PMPA	<10	<10	<10	<b>10</b>	<b>10</b>
PEPA	<20	<20	<20	<20	<20
PFESA-BP1	<2	<2	<2	<2	<2
PFESA-BP2	<2	<2	<2	<2	<2
Byproduct 4	<2	<2	<2	<2	<2
Byproduct 5	<2	<2	<2	<2	<2
Byproduct 6	<2	<2	<2	<2	<2
NVHOS	<2	<2	<2	<2	<2
EVE Acid	<2	<2	<2	<2	<2
Hydro-EVE Acid	<2	<2	<2	<2	<2
R-EVE	<2	<2	<2	<2	<2
PES	<2	<2	<2	<2	<2
PFECA B	<2	<2	<2	<2	<2
PFECA-G	<2	<2	<2	<2	<2
<b>Total Table 3+ Compounds*</b>	ND	ND	ND	<b>10</b>	<b>10</b>
<b>Other PFAS (ng/L)</b>					
10:2 Fluorotelomer sulfonate	<2	<2	<2	<2	<2
1H,1H,2H,2H-perfluorodecanesulfonate (8:2 FTS)	<20	<20	<20	<20	<20
1H,1H,2H,2H-perfluorohexanesulfonate (4:2 FTS)	<20	<20	<20	<20	<20
2-(N-ethyl perfluoro-1-octanesulfonamido)-ethanol	<2	<2	<2	<2	<2
2-(N-methyl perfluoro-1-octanesulfonamido)-ethanol	<4	<4	<4	<4	<4
6:2 Fluorotelomer sulfonate	<20	<20	<20	<20	<20
ADONA	<2.1	<2.1	<2.1	<2.1	<2.1
NaDONA	<2.1	<2.1	<2.1	<2.1	<2.1
N-ethyl perfluorooctane sulfonamidoacetic acid	<20	<20	<20	<20	<20
N-ethylperfluoro-1-octanesulfonamide	<2	<2	<2	<2	<2
N-methyl perfluoro-1-octanesulfonamide	<2	<2	<2	<2	<2
N-methyl perfluorooctane sulfonamidoacetic acid	<20	<20	<20	<20	<20
Perfluorobutane Sulfonic Acid	<2	<2	<2	<2	<2
Perfluorobutanoic Acid	<2	<2	<2	<2	<2
Perfluorodecane Sulfonic Acid	<2	<2	<2	<2	<2
Perfluorodecanoic Acid	<2	<2	<2	<2	<2
Perfluorododecane sulfonic acid (PFDoS)	<2	<2	<2	<2	<2
Perfluorododecanoic Acid	<2	<2	<2	<2	<2
Perfluoroheptane sulfonic acid (PFHpS)	<2	<2	<2	<2	<2
Perfluoroheptanoic Acid	<2	<2	<2	<2	<2
Perfluorohexadecanoic acid (PFHxDA)	<2	<2	<2	<2	<2
Perfluorohexane Sulfonic Acid	<2	<2	<2	<2	<2
Perfluorohexanoic Acid	<2	<2	<2	<2	<2
Perfluorononanesulfonic acid	<2	<2	<2	<2	<2
Perfluorononanoic Acid	<2	<2	<2	<2	<2
Perfluorooctadecanoic acid	<2	<2	<2	<2	<2
Perfluorooctane Sulfonamide	<2	<2	<2	<2	<2
Perfluoropentane sulfonic acid (PFPeS)	<2	<2	<2	<2	<2
Perfluoropentanoic Acid	<2	<2	<2	<2	<2
Perfluorotetradecanoic Acid	<2	<2	<2	<2	<2
Perfluorotridecanoic Acid	<2	<2	<2	<2	<2
Perfluoroundecanoic Acid	<2	<2	<2	<2	<2
PFOA	<2	<2	<2	<2	<2
PFOS	<2	<2	<2	<2	<2
F-53B Major (9Cl-PF3ONS)	<2	<2	<2	<2	<2
F-53B Minor (11Cl-PF3OUdS)	<2	<2	<2	<2	<2

**Notes:**

- \* - Total Table 3+ was calculated including J qualified data but not non-detect data. The total Table 3+ sum is rounded to two significant figures.
- Bold** - Analyte detected above associated reporting limit
- EPA - Environmental Protection Agency
- B - Not detected substantially above the level reported in the laboratory or field blanks.
- J - Analyte detected. Reported value may not be accurate or precise
- ND - No Table 3+ compounds were detected above their associated reporting limits.
- ng/L - nanograms per liter
- QA/QC - Quality assurance/ quality control
- SOP - standard operating procedure
- UJ - Analyte not detected. Reporting limit may not be accurate or precise.
- - No data reported
- < - Analyte not detected above associated reporting limit.



**TABLE 4  
ANALYTICAL RESULTS - 2019 QUARTER 4  
Chemours Fayetteville Works, North Carolina**

Location ID	FBLK	
	October 2019	December 2019
Sampling Event	STW-FB-100919	STW-FBLK-122019
Field Sample ID	STW-FB-100919	STW-FBLK-122019
Date Sampled	10/9/2019	12/20/2019
Analytical Laboratory	TestAmerica	TestAmerica
QA/QC	Field Blank	Field Blank
<b>Table 3+ Lab SOP (ng/L)</b>		
HFPO-DA (EPA Method 537 Mod)	<4	<4 UJ
PFMOAA	<5	<5
PFO2HxA	<2	<2
PFO3OA	<2	<2
PFO4DA	<2	<2
PFO5DA	<2	<2
PMPA	<10	<b>10</b>
PEPA	<20	<20
PFESA-BP1	<2	<2
PFESA-BP2	<2	<2
Byproduct 4	<2	<2
Byproduct 5	<2	<2
Byproduct 6	<2	<2
NVHOS	<2	<2
EVE Acid	<2	<2
Hydro-EVE Acid	<2	<2
R-EVE	<2	<2
PES	<2	<2
PFECA B	<2	<2
PFECA-G	<2	<2
<b>Total Table 3+ Compounds*</b>	ND	<b>10</b>
<b>Other PFAS (ng/L)</b>		
10:2 Fluorotelomer sulfonate	<2	<2
1H,1H,2H,2H-perfluorodecanesulfonate (8:2 FTS)	<20	<20
1H,1H,2H,2H-perfluorohexanesulfonate (4:2 FTS)	<20	<20
2-(N-ethyl perfluoro-1-octanesulfonamido)-ethanol	<2	<2
2-(N-methyl perfluoro-1-octanesulfonamido)-ethanol	<4	<4
6:2 Fluorotelomer sulfonate	<20	<20
ADONA	<2.1	<2.1
NaDONA	<2.1	<2.1
N-ethyl perfluorooctane sulfonamidoacetic acid	<20	<20
N-ethylperfluoro-1-octanesulfonamide	<2	<2
N-methyl perfluoro-1-octanesulfonamide	<2	<2
N-methyl perfluorooctane sulfonamidoacetic acid	<20	<20
Perfluorobutane Sulfonic Acid	<2	<2
Perfluorobutanoic Acid	<2	<2 UJ
Perfluorodecane Sulfonic Acid	<2	<2
Perfluorodecanoic Acid	<2	<2
Perfluorododecane sulfonic acid (PFDoS)	<2	<2
Perfluorododecanoic Acid	<2	<2
Perfluoroheptane sulfonic acid (PFHpS)	<2	<2
Perfluoroheptanoic Acid	<2	<2 UJ
Perfluorohexadecanoic acid (PFHxDA)	<2	<2
Perfluorohexane Sulfonic Acid	<2	<2
Perfluorohexanoic Acid	<2	<2 UJ
Perfluorononanesulfonic acid	<2	<2
Perfluorononanoic Acid	<2	<2
Perfluorooctadecanoic acid	<2	<2
Perfluorooctane Sulfonamide	<2	<2
Perfluoropentane sulfonic acid (PFPeS)	<2	<2
Perfluoropentanoic Acid	<2	<2 UJ
Perfluorotetradecanoic Acid	<2	<2
Perfluorotridecanoic Acid	<2	<2
Perfluoroundecanoic Acid	<2	<2
PFOA	<2	<2 UJ
PFOS	<2	<2
F-53B Major (9Cl-PF3ONS)	<2	<2
F-53B Minor (11Cl-PF3OUdS)	<2	<2

**Notes:**

\* - Total Table 3+ was calculated including J qualified data but not non-detect data. The total Table 3+ sum is rounded to two significant figures.  
**Bold** - Analyte detected above associated reporting limit  
EPA - Environmental Protection Agency  
B - Not detected substantially above the level reported in the laboratory or field blanks.  
J - Analyte detected. Reported value may not be accurate or precise  
ND - No Table 3+ compounds were detected above their associated reporting limits.  
ng/L - nanograms per liter  
QA/QC - Quality assurance/ quality control  
SOP - standard operating procedure  
UJ - Analyte not detected. Reporting limit may not be accurate or precise.  
-- - No data reported  
< - Analyte not detected above associated reporting limit.

**TABLE 5  
ANALYTICAL RESULTS - ALL SAMPLING EVENTS  
Chemours Fayetteville Works, North Carolina**

Location ID	1				
	April 2019	June 2019	August 2019	October 2019	December 2019
Sampling Event					
Field Sample ID	DSTW-LOC1-042419	STW-LOC1-062819	STW-LOC1-082219	STW-LOC1-101019	STW-LOC1-122019
Date Sampled	4/24/2019	06/28/2019	8/22/2019	10/10/2019	12/20/2019
Analytical Laboratory	TestAmerica	TestAmerica	TestAmerica	TestAmerica	TestAmerica
QA/QC	--	--	--	--	--
<b>Table 3+ Lab SOP (ng/L)</b>					
HFPO-DA (EPA Method 537 Mod)	<b>14</b>	<b>18</b>	<b>30</b>	<b>12</b>	<b>9.8 B</b>
PFMOAA	<b>7 J</b>	<5	<b>25</b>	<5 UJ	<b>14</b>
PFO2HxA	<b>12 J</b>	<b>14</b>	<b>21</b>	<b>7.5</b>	<b>6.9</b>
PFO3OA	<2 UJ	<b>2.5</b>	<b>3.3</b>	<2	<2
PFO4DA	<2 UJ	<2	<2	<2	<2
PFO5DA	<2 UJ	<2	<2	<2	<2
PMPA	<b>21 J</b>	<b>23</b>	<b>37</b>	<b>27</b>	<b>23 B</b>
PEPA	<20 UJ	<20	<20	<20	<20
PFESA-BP1	<2 UJ	<2	<2	<2	<2
PFESA-BP2	<2 UJ	<2	<2	<2	<2
Byproduct 4	<b>11 J</b>	<b>2.8 J</b>	<b>15 J</b>	<b>8.5 J</b>	<b>5 J</b>
Byproduct 5	<b>3.2 J</b>	<2	<b>11 J</b>	<b>2.3 J</b>	<b>7.1 J</b>
Byproduct 6	<2 UJ	<2	<2	<2	<2
NVHOS	<2 UJ	<2	<b>5.1</b>	<b>5.8</b>	<2
EVE Acid	<2 UJ	<2	<2	<2	<2
Hydro-EVE Acid	<2 UJ	<2	<2	<2	<2
R-EVE	<b>6.4 J</b>	<2	<b>4 J</b>	<2	<2
PES	<2 UJ	<2	<2	<2	<2
PFECA B	<2 UJ	<2	<2	<2	<2
PFECA-G	<2 UJ	<2	<2	<2	<2
<b>Total Table 3+ Compounds*</b>	<b>75</b>	<b>60</b>	<b>150</b>	<b>63</b>	<b>66</b>
<b>Other PFAS (ng/L)</b>					
10:2 Fluorotelomer sulfonate	<2.0	<2	<2	<2	<2
1H,1H,2H,2H-perfluorodecanesulfonate (8:2 FTS)	<20	<20	<20	<20	<20
1H,1H,2H,2H-perfluorohexanesulfonate (4:2 FTS)	<20	<20	<20	<20	<20
2-(N-ethyl perfluoro-1-octanesulfonamido)-ethanol	<60	<2	<2	<2	<2
2-(N-methyl perfluoro-1-octanesulfonamido)-ethanol	<110	<2	<4	<4	<4
6:2 Fluorotelomer sulfonate	<20	<20	<20	<20	<20
ADONA	<2.1	<2.1	<2.1	<2.1	<2.1
NaDONA	<2.1	<2.1	<2.1	<2.1	<2.1
N-ethyl perfluorooctane sulfonamidoacetic acid	<20	<20	<20	<20	<20
N-ethylperfluoro-1-octanesulfonamide	<37	<b>2.7</b>	<2	<2	<2
N-methyl perfluoro-1-octanesulfonamide	<35	<2	<2	<2	<2
N-methyl perfluorooctane sulfonamidoacetic acid	<20	<20	<20	<20	<20
Perfluorobutane Sulfonic Acid	<b>2.3</b>	<b>3.7</b>	<b>4</b>	<b>6.5</b>	<b>3.1</b>
Perfluorobutanoic Acid	<b>7.1</b>	<b>8.3</b>	<b>8.5</b>	<b>19</b>	<b>3.6</b>
Perfluorodecane Sulfonic Acid	<2.0	<2	<2	<2	<2
Perfluorodecanoic Acid	<2.0	<2	<2	<2	<2
Perfluorododecane sulfonic acid (PFDoS)	<2.0	<2	<2	<2	<2
Perfluorododecanoic Acid	<2.0	<2	<2	<2	<2
Perfluoroheptane sulfonic acid (PFHpS)	<2.0	<2	<2	<2	<2
Perfluoroheptanoic Acid	<b>7</b>	<b>14</b>	<b>20</b>	<b>32</b>	<b>8.8</b>
Perfluorohexadecanoic acid (PFHxDA)	<2.0	<2	<2	<2	<2
Perfluorohexane Sulfonic Acid	<b>3.3</b>	<b>5</b>	<b>5.6</b>	<b>8.7</b>	<b>3</b>
Perfluorohexanoic Acid	<b>9.2</b>	<b>21</b>	<b>26</b>	<b>51</b>	<b>15</b>
Perfluorononanesulfonic acid	<2.0	<2	<2	<2	<2
Perfluorononanoic Acid	<2.0	<2	<2	<2	<2
Perfluorooctadecanoic acid	<2.0	<2	<2	<2	<2
Perfluorooctane Sulfonamide	<2.0	<2	<2	<2	<2
Perfluoropentane sulfonic acid (PFPeS)	<2.0	<2	<2	<2	<2
Perfluoropentanoic Acid	<b>7</b>	<b>17</b>	<b>26</b>	<b>48</b>	<b>9.7</b>
Perfluorotetradecanoic Acid	<2.0	<2	<2	<2	<2
Perfluorotridecanoic Acid	<2.0	<2	<2	<2	<2
Perfluoroundecanoic Acid	<2.0	<2	<2	<2	<2
PFOA	<b>8.1</b>	<b>8.5</b>	<b>8.7</b>	<b>10</b>	<b>5.4</b>
PFOS	<b>12</b>	<b>11</b>	<b>12</b>	<b>14</b>	<b>6.8</b>
F-53B Major (9Cl-PF3ONS)	--	--	<2	<2	<2
F-53B Minor (11Cl-PF3OUdS)	--	--	<2	<2	<2

**Notes:**

\* - Total Table 3+ was calculated including J qualified data but not non-detect data. The total Table 3+ sum is rounded to two significant figures.

**Bold** - Analyte detected above associated reporting limit

EPA - Environmental Protection Agency

B - Not detected substantially above the level reported in the laboratory or field blanks.

J - Analyte detected. Reported value may not be accurate or precise

ND - No Table 3+ compounds were detected above their associated reporting limits.

ng/L - nanograms per liter

QA/QC - Quality assurance/ quality control

SOP - standard operating procedure

UJ - Analyte not detected. Reporting limit may not be accurate or precise.

-- - No data reported

< - Analyte not detected above associated reporting limit.

**TABLE 5  
ANALYTICAL RESULTS - ALL SAMPLING EVENTS  
Chemours Fayetteville Works, North Carolina**

Location ID	6A				
	April 2019	June 2019	August 2019	October 2019	December 2019
Sampling Event					
Field Sample ID	DSTW-LOC6A-042419	STW-LOC-6A-062719	STW-LOC6A-082119	STW-LOC6A-100919	STW-LOC-6A-122019
Date Sampled	04/24/2019	06/27/2019	8/21/2019	10/9/2019	12/20/2019
Analytical Laboratory	TestAmerica	TestAmerica	TestAmerica	TestAmerica	TestAmerica
QA/QC	--	--	--	--	--
<b>Table 3+ Lab SOP (ng/L)</b>					
HFPO-DA (EPA Method 537 Mod)	<b>13</b>	<b>66</b>	<b>19</b>	<b>17</b>	<b>30 B</b>
PFMOAA	<5 UJ	<5 UJ	<5	<5 UJ	<b>13</b>
PFO2HxA	<b>11 J</b>	<b>11 J</b>	<b>12</b>	<b>12</b>	<b>7.7</b>
PFO3OA	<2 UJ	<2 UJ	<2	<b>2</b>	<2
PFO4DA	<2 UJ	<2 UJ	<2	<2	<2
PFO5DA	<2 UJ	<2 UJ	<2	<2	<2
PMPA	<b>24 J</b>	<b>23 J</b>	<b>27</b>	<b>37</b>	<b>53 B</b>
PEPA	<20 UJ	<20 UJ	<20	<20	<b>22</b>
PFESA-BP1	<2 UJ	<2 UJ	<2	<2	<2
PFESA-BP2	<2 UJ	<2 UJ	<2	<2	<2
Byproduct 4	<b>8.1 J</b>	<b>7.9 J</b>	<2	<b>15 J</b>	<b>6.5 J</b>
Byproduct 5	<b>4.3 J</b>	<2 UJ	<b>5.1 J</b>	<b>2.9 J</b>	<b>6.4 J</b>
Byproduct 6	<2 UJ	<2 UJ	<2	<2	<2
NVHOS	<2 UJ	<2 UJ	<b>5.3</b>	<b>6.6</b>	<2
EVE Acid	<2 UJ	<2 UJ	<2	<2	<2
Hydro-EVE Acid	<2 UJ	<2 UJ	<2	<2	<2
R-EVE	<b>2.6 J</b>	<b>4 J</b>	<b>3.9</b>	<b>6 J</b>	<b>4.2 J</b>
PES	<2 UJ	<2 UJ	<2	<2	<2
PFECA B	<2 UJ	<2 UJ	<2	<2	<2
PFECA-G	<2 UJ	<2 UJ	<2	<2	<2
<b>Total Table 3+ Compounds*</b>	<b>63</b>	<b>110</b>	<b>72</b>	<b>99</b>	<b>140</b>
<b>Other PFAS (ng/L)</b>					
10:2 Fluorotelomer sulfonate	<2.0	<2	<2	<2	<2
1H,1H,2H,2H-perfluorodecanesulfonate (8:2 FTS)	<20	<20	<20	<20	<20
1H,1H,2H,2H-perfluorohexanesulfonate (4:2 FTS)	<20	<20	<20	<20	<20
2-(N-ethyl perfluoro-1-octanesulfonamido)-ethanol	<60	<60	<2	<2	<2
2-(N-methyl perfluoro-1-octanesulfonamido)-ethanol	<110	<110	<4	<4	<4
6:2 Fluorotelomer sulfonate	<20	<20	<20	<20	<20
ADONA	<2.1	<2.1	<2.1	<2.1	<2.1
NaDONA	<2.1	<2.1	<2.1	<2.1	<2.1
N-ethyl perfluorooctane sulfonamidoacetic acid	<20	<20	<20	<20	<20
N-ethylperfluoro-1-octanesulfonamide	<37 UJ	<37	<2	<2	<2
N-methyl perfluoro-1-octanesulfonamide	<35 UJ	<35	<2	<2	<2
N-methyl perfluorooctane sulfonamidoacetic acid	<20	<20	<20	<20	<20
Perfluorobutane Sulfonic Acid	<b>2.4</b>	<b>3.6</b>	<b>4.3</b>	<b>5.9</b>	<b>3.1</b>
Perfluorobutanoic Acid	<b>7.6</b>	<b>11</b>	<b>8.7</b>	<b>18</b>	<2
Perfluorodecane Sulfonic Acid	<2.0	<2	<2	<2	<2
Perfluorodecanoic Acid	<2.0	<2	<2	<2	<2
Perfluorododecane sulfonic acid (PFDoS)	<2.0	<2	<2	<2	<2
Perfluorododecanoic Acid	<2.0	<2	<2	<2	<2
Perfluoroheptane sulfonic acid (PFHpS)	<2.0	<2	<2	<2	<2
Perfluoroheptanoic Acid	<b>7.4</b>	<b>13</b>	<b>21</b>	<b>36</b>	<b>11</b>
Perfluorohexadecanoic acid (PFHxDA)	<2.0	<2	<2	<2	<2
Perfluorohexane Sulfonic Acid	<b>3.7</b>	<b>5.3</b>	<b>6.5</b>	<b>8.9</b>	<b>3.6</b>
Perfluorohexanoic Acid	<b>9.2</b>	<b>22</b>	<b>27</b>	<b>48</b>	<b>16</b>
Perfluorononanesulfonic acid	<2.0	<2	<2	<2	<2
Perfluorononanoic Acid	<2.0	<2	<2	<2	<2
Perfluorooctadecanoic acid	<2.0	<2	<2	<2	<2
Perfluorooctane Sulfonamide	<2.0	<2	<2	<2	<2
Perfluoropentane sulfonic acid (PFPeS)	<2.0	<2	<2	<2	<2
Perfluoropentanoic Acid	<b>7.4</b>	<b>18</b>	<b>27</b>	<b>45</b>	<b>11</b>
Perfluorotetradecanoic Acid	<2.0	<2	<2	<2	<2
Perfluorotridecanoic Acid	<2.0	<2	<2	<2	<2
Perfluoroundecanoic Acid	<2.0	<2	<2	<2	<2
PFOA	<b>8.6</b>	<b>8.3</b>	<b>11</b>	<b>12</b>	<b>6.1</b>
PFOS	<b>14</b>	<b>14</b>	<b>18</b>	<b>18</b>	<b>9.4</b>
F-53B Major (9Cl-PF3ONS)	--	--	<2	<2	<2
F-53B Minor (11Cl-PF3OUdS)	--	--	<2	<2	<2

**Notes:**

\* - Total Table 3+ was calculated including J qualified data but not non-detect data. The total Table 3+ sum is rounded to two significant figures.

**Bold** - Analyte detected above associated reporting limit

EPA - Environmental Protection Agency

B - Not detected substantially above the level reported in the laboratory or field blanks.

J - Analyte detected. Reported value may not be accurate or precise

ND - No Table 3+ compounds were detected above their associated reporting limits.

ng/L - nanograms per liter

QA/QC - Quality assurance/ quality control

SOP - standard operating procedure

UJ - Analyte not detected. Reporting limit may not be accurate or precise.

-- - No data reported

< - Analyte not detected above associated reporting limit.

**TABLE 5  
ANALYTICAL RESULTS - ALL SAMPLING EVENTS  
Chemours Fayetteville Works, North Carolina**

Location ID	6B				
	April 2019	June 2019	August 2019	October 2019	December 2019
Sampling Event					
Field Sample ID	DSTW-LOC6B-042419	STW-LOC-6B-062719	STW-LOC6B-082119	STW-LOC6B-100919	STW-LOC-6B-122019
Date Sampled	04/24/2019	06/27/2019	8/21/2019	10/9/2019	12/20/2019
Analytical Laboratory	TestAmerica	TestAmerica	TestAmerica	TestAmerica	TestAmerica
QA/QC	--	--	--	--	--
<b>Table 3+ Lab SOP (ng/L)</b>					
HFPO-DA (EPA Method 537 Mod)	<b>41</b>	<b>24</b>	<b>17</b>	<b>17</b>	<b>9 B</b>
PFMOAA	<5 UJ	<5 UJ	<5	<5 UJ	<b>13</b>
PFO2HxA	<b>11 J</b>	<b>13 J</b>	<b>11</b>	<b>11</b>	<b>6.4</b>
PFO3OA	<2 UJ	<2 UJ	<2	<b>2.1</b>	<2
PFO4DA	<2 UJ	<2 UJ	<2	<2	<2
PFO5DA	<2 UJ	<2 UJ	<2	<2	<2
PMPA	<b>23 J</b>	<b>23 J</b>	<b>37</b>	<b>30</b>	<b>19 B</b>
PEPA	<20 UJ	<20 UJ	<20	<20	<20
PFESA-BP1	<2 UJ	<2 UJ	<2	<2	<2
PFESA-BP2	<2 UJ	<2 UJ	<2	<2	<2
Byproduct 4	<b>11 J</b>	<b>13 J</b>	<b>12 J</b>	<b>11 J</b>	<2
Byproduct 5	<b>3.6 J</b>	<2 UJ	<b>2.5 J</b>	<b>2.8 J</b>	<b>6.4 J</b>
Byproduct 6	<2 UJ	<2 UJ	<2	<2	<2
NVHOS	<2 UJ	<2 UJ	<b>4.4</b>	<b>6.5</b>	<2
EVE Acid	<2 UJ	<2 UJ	<2	<2	<2
Hydro-EVE Acid	<2 UJ	<2 UJ	<2	<2	<2
R-EVE	<b>6.6 J</b>	<b>5.8 J</b>	<b>3.2 J</b>	<b>4.7 J</b>	<2
PES	<2 UJ	<2 UJ	<2	<2	<2
PFECA B	<2 UJ	<2 UJ	<2	<2	<2
PFECA-G	<2 UJ	<2 UJ	<2	<2	<2
<b>Total Table 3+ Compounds*</b>	<b>96</b>	<b>79</b>	<b>87</b>	<b>85</b>	<b>54</b>
<b>Other PFAS (ng/L)</b>					
10:2 Fluorotelomer sulfonate	<2.0	<2	<2	<2	<2
1H,1H,2H,2H-perfluorodecanesulfonate (8:2 FTS)	<20	<20	<20	<20	<20
1H,1H,2H,2H-perfluorohexanesulfonate (4:2 FTS)	<20	<20	<20	<20	<20
2-(N-ethyl perfluoro-1-octanesulfonamido)-ethanol	<60	<60	<2	<2	<2
2-(N-methyl perfluoro-1-octanesulfonamido)-ethanol	<110	<110	<4	<4	<4
6:2 Fluorotelomer sulfonate	<20	<20	<20	<20	<20
ADONA	<2.1	<2.1	<2.1	<2.1	<2.1
NaDONA	<2.1	<2.1	<2.1	<2.1	<2.1
N-ethyl perfluorooctane sulfonamidoacetic acid	<20	<20	<20	<20	<20
N-ethylperfluoro-1-octanesulfonamide	<37 UJ	<37	<2	<2	<2
N-methyl perfluoro-1-octanesulfonamide	<35 UJ	<35	<2	<2	<2
N-methyl perfluorooctane sulfonamidoacetic acid	<20	<20	<20	<20	<20
Perfluorobutane Sulfonic Acid	<b>2.3</b>	<b>3.6</b>	<b>4.3</b>	<b>6.9</b>	<b>3.3</b>
Perfluorobutanoic Acid	<b>7.1</b>	<b>9.2</b>	<b>8.4</b>	<b>18</b>	<2
Perfluorodecane Sulfonic Acid	<2.0	<2	<2	<2	<2
Perfluorodecanoic Acid	<2.0	<2	<2	<2	<2
Perfluorododecane sulfonic acid (PFDoS)	<2.0	<2	<2	<2	<2
Perfluorododecanoic Acid	<2.0	<2	<2	<2	<2
Perfluoroheptane sulfonic acid (PFHpS)	<2.0	<2	<2	<2	<2
Perfluoroheptanoic Acid	<b>7.4</b>	<b>13</b>	<b>20</b>	<b>35</b>	<b>8.2</b>
Perfluorohexadecanoic acid (PFHxDA)	<2.0	<2	<2	<2	<2 UJ
Perfluorohexane Sulfonic Acid	<b>3.6</b>	<b>5.6</b>	<b>5.8</b>	<b>8.5</b>	<b>3.4</b>
Perfluorohexanoic Acid	<b>9.3</b>	<b>20</b>	<b>27</b>	<b>48</b>	<b>16</b>
Perfluorononanesulfonic acid	<2.0	<2	<2	<2	<2
Perfluorononanoic Acid	<2.0	<2	<2	<2	<2
Perfluorooctadecanoic acid	<2.0	<2	<2	<2	<2 UJ
Perfluorooctane Sulfonamide	<2.0	<2	<2	<2	<2
Perfluoropentane sulfonic acid (PFPeS)	<2.0	<2	<2	<2	<2
Perfluoropentanoic Acid	<b>7.2</b>	<b>17</b>	<b>26</b>	<b>46</b>	<b>10</b>
Perfluorotetradecanoic Acid	<2.0	<2	<2	<2	<2
Perfluorotridecanoic Acid	<2.0	<2	<2	<2	<2
Perfluoroundecanoic Acid	<2.0	<2	<2	<2	<2
PFOA	<b>9.3</b>	<b>9.6</b>	<b>8.8</b>	<b>11</b>	<b>4.9</b>
PFOS	<b>14</b>	<b>16</b>	<b>15</b>	<b>16</b>	<b>7.2</b>
F-53B Major (9Cl-PF3ONS)	--	--	<2	<2	<2
F-53B Minor (11Cl-PF3OUdS)	--	--	<2	<2	<2

**Notes:**

\* - Total Table 3+ was calculated including J qualified data but not non-detect data. The total Table 3+ sum is rounded to two significant figures.  
**Bold** - Analyte detected above associated reporting limit  
EPA - Environmental Protection Agency  
B - Not detected substantially above the level reported in the laboratory or field blanks.  
J - Analyte detected. Reported value may not be accurate or precise  
ND - No Table 3+ compounds were detected above their associated reporting limits.  
ng/L - nanograms per liter  
QA/QC - Quality assurance/ quality control  
SOP - standard operating procedure  
UJ - Analyte not detected. Reporting limit may not be accurate or precise.  
-- - No data reported  
< - Analyte not detected above associated reporting limit.

**TABLE 5  
ANALYTICAL RESULTS - ALL SAMPLING EVENTS  
Chemours Fayetteville Works, North Carolina**

Location ID	7A				
	April 2019	June 2019	August 2019	October 2019	December 2019
Sampling Event					
Field Sample ID	DSTW-LOC7A-042419	STW-LOC7A-062819	STW-LOC7A-082219	STW-LOC7A-101019	STW-LOC-7A-122019
Date Sampled	04/24/2019	06/28/2019	8/22/2019	10/10/2019	12/20/2019
Analytical Laboratory	TestAmerica	TestAmerica	TestAmerica	TestAmerica	TestAmerica
QA/QC	--	--	--	--	--
<b>Table 3+ Lab SOP (ng/L)</b>					
HFPO-DA (EPA Method 537 Mod)	<b>14</b>	<b>22</b>	<b>13</b>	<b>16</b>	<b>9.3 B</b>
PFMOAA	<b>8 J</b>	<5	<b>6.7</b>	<5 UJ	<b>13</b>
PFO2HxA	<b>12 J</b>	<b>14</b>	<b>9.4</b>	<b>10</b>	<b>6.7</b>
PFO3OA	<2 UJ	<b>2.2</b>	<2	<2	<2
PFO4DA	<2 UJ	<2	<2	<2	<2
PFO5DA	<2 UJ	<2	<2	<2	<2
PMPA	<b>24 J</b>	<b>22</b>	<b>23</b>	<b>28</b>	<b>21 B</b>
PEPA	<20 UJ	<20	<20	<20	<20
PFESA-BP1	<2 UJ	<2	<2	<2	<2
PFESA-BP2	<2 UJ	<2	<2	<2	<2
Byproduct 4	<b>5.3 J</b>	<b>3.4 J</b>	<b>11 J</b>	<b>11 J</b>	<2
Byproduct 5	<b>4.2 J</b>	<2	<b>3.1 J</b>	<b>3.2 J</b>	<b>8.2 J</b>
Byproduct 6	<2 UJ	<2	<2	<2	<2
NVHOS	<2 UJ	<2	<b>4.5</b>	<b>6.6</b>	<2
EVE Acid	<2 UJ	<2	<2	<2	<2
Hydro-EVE Acid	<2 UJ	<2	<2	<2	<2
R-EVE	<b>3.9 J</b>	<2	<2	<b>4.8 J</b>	<2
PES	<2 UJ	<2	<2	<2	<2
PFECA B	<2 UJ	<2	<2	<2	<2
PFECA-G	<2 UJ	<2	<2	<2	<2
<b>Total Table 3+ Compounds*</b>	<b>71</b>	<b>64</b>	<b>71</b>	<b>80</b>	<b>58</b>
<b>Other PFAS (ng/L)</b>					
10:2 Fluorotelomer sulfonate	<2.0	<2	<2	<2	<2
1H,1H,2H,2H-perfluorodecanesulfonate (8:2 FTS)	<20	<20	<20	<20	<20
1H,1H,2H,2H-perfluorohexanesulfonate (4:2 FTS)	<20	<20	<20	<20	<20
2-(N-ethyl perfluoro-1-octanesulfonamido)-ethanol	<60	<2	<2	<2	<2
2-(N-methyl perfluoro-1-octanesulfonamido)-ethanol	<110	<2	<4	<4	<4
6:2 Fluorotelomer sulfonate	<20	<20	<20	<20	<20
ADONA	<2.1	<2.1	<2.1	<2.1	<2.1
NaDONA	<2.1	<2.1	<2.1	<2.1	<2.1
N-ethyl perfluorooctane sulfonamidoacetic acid	<20	<20	<20	<20	<20
N-ethylperfluoro-1-octanesulfonamide	<37	<2	<2	<2	<2
N-methyl perfluoro-1-octanesulfonamide	<35	<2	<2	<2	<2
N-methyl perfluorooctane sulfonamidoacetic acid	<20	<20	<20	<20	<20
Perfluorobutane Sulfonic Acid	<b>2.3</b>	<b>3.6</b>	<b>4.1</b>	<b>4.9</b>	<b>3</b>
Perfluorobutanoic Acid	<b>7</b>	<b>8.8</b>	<b>8.8</b>	<b>18</b>	<b>4</b>
Perfluorodecane Sulfonic Acid	<2.0	<2	<2	<2	<2
Perfluorodecanoic Acid	<2.0	<2	<2	<2	<2
Perfluorododecane sulfonic acid (PFDoS)	<2.0	<2	<2	<2	<2
Perfluorododecanoic Acid	<2.0	<2	<2	<2	<2
Perfluoroheptane sulfonic acid (PFHpS)	<2.0	<2	<2	<2	<2
Perfluoroheptanoic Acid	<b>7.4</b>	<b>14</b>	<b>20</b>	<b>33</b>	<b>8.6</b>
Perfluorohexadecanoic acid (PFHxDA)	<2.0	<2	<2	<2	<2
Perfluorohexane Sulfonic Acid	<b>3.4</b>	<b>5.2</b>	<b>6.1</b>	<b>8.8</b>	<b>3.3</b>
Perfluorohexanoic Acid	<b>8.3</b>	<b>20</b>	<b>26</b>	<b>49</b>	<b>16</b>
Perfluorononanesulfonic acid	<2.0	<2	<2	<2	<2
Perfluorononanoic Acid	<2.0	<2	<2	<2	<2
Perfluorooctadecanoic acid	<b>2</b>	<2	<2	<2	<2
Perfluorooctane Sulfonamide	<2.0	<2	<2	<2	<2
Perfluoropentane sulfonic acid (PFPeS)	<2.0	<2	<2	<2	<2
Perfluoropentanoic Acid	<b>6.5</b>	<b>19</b>	<b>26</b>	<b>46</b>	<b>11</b>
Perfluorotetradecanoic Acid	<2.0	<2	<2	<2	<2
Perfluorotridecanoic Acid	<2.0	<2	<2	<2	<2
Perfluoroundecanoic Acid	<2.0	<2	<2	<2	<2
PFOA	<b>8.8</b>	<b>9.4</b>	<b>8.9</b>	<b>11</b>	<b>5.5</b>
PFOS	<b>14</b>	<b>15</b>	<b>15</b>	<b>15</b>	<b>8.1</b>
F-53B Major (9Cl-PF3ONS)	--	--	<2	<2	<2
F-53B Minor (11Cl-PF3OUdS)	--	--	<2	<2	<2

**Notes:**

\* - Total Table 3+ was calculated including J qualified data but not non-detect data. The total Table 3+ sum is rounded to two significant figures.  
**Bold** - Analyte detected above associated reporting limit  
EPA - Environmental Protection Agency  
B - Not detected substantially above the level reported in the laboratory or field blanks.  
J - Analyte detected. Reported value may not be accurate or precise  
ND - No Table 3+ compounds were detected above their associated reporting limits.  
ng/L - nanograms per liter  
QA/QC - Quality assurance/ quality control  
SOP - standard operating procedure  
UJ - Analyte not detected. Reporting limit may not be accurate or precise.  
-- - No data reported  
< - Analyte not detected above associated reporting limit.

**TABLE 5**  
**ANALYTICAL RESULTS - ALL SAMPLING EVENTS**  
**Chemours Fayetteville Works, North Carolina**

Location ID	7B		
	April 2019	June 2019	
Sampling Event	DSTW-LOC7B-042419	STW-LOC7B-062719	STW-LOC7B-062719-D
Field Sample ID			
Date Sampled	04/24/2019	06/27/2019	06/27/2019
Analytical Laboratory	TestAmerica	TestAmerica	TestAmerica
QA/QC	--	--	Field Duplicate
<b>Table 3+ Lab SOP (ng/L)</b>			
HFPO-DA (EPA Method 537 Mod)	<b>21</b>	<b>18</b>	<b>18</b>
PFMOAA	<b>51 J</b>	<b>69</b>	<b>65</b>
PFO2HxA	<b>26 J</b>	<b>25</b>	<b>25</b>
PFO3OA	<b>6 J</b>	<b>10</b>	<b>10</b>
PFO4DA	<b>2.5 J</b>	<b>9.7</b>	<b>10</b>
PFO5DA	<2 UJ	<b>24</b>	<b>26</b>
PMPA	<b>23 J</b>	<b>21</b>	<b>19</b>
PEPA	<20 UJ	<20	<20
PFESA-BP1	<2 UJ	<2	<b>2</b>
PFESA-BP2	<b>7 J</b>	<b>120</b>	<b>130</b>
Byproduct 4	<b>19 J</b>	<b>73 J</b>	<b>71 J</b>
Byproduct 5	<b>53 J</b>	<b>490 J</b>	<b>470 J</b>
Byproduct 6	<2 UJ	<b>2.2</b>	<b>2.3</b>
NVHOS	<b>2.1 J</b>	<b>9.2</b>	<b>9.8</b>
EVE Acid	<2 UJ	<2	<2
Hydro-EVE Acid	<2 UJ	<2	<2
R-EVE	<b>4 J</b>	<b>3.7 J</b>	<2
PES	<2 UJ	<2	<2
PFECA B	<2 UJ	<2	<2
PFECA-G	<2 UJ	<2	<2
<b>Total Table 3+ Compounds*</b>	<b>210</b>	<b>870</b>	<b>860</b>
<b>Other PFAS (ng/L)</b>			
10:2 Fluorotelomer sulfonate	<2.0	<2	<2
1H,1H,2H,2H-perfluorodecanesulfonate (8:2 FTS)	<20	<20	<20
1H,1H,2H,2H-perfluorohexanesulfonate (4:2 FTS)	<20	<20	<20
2-(N-ethyl perfluoro-1-octanesulfonamido)-ethanol	<b>900 J</b>	<2	<2
2-(N-methyl perfluoro-1-octanesulfonamido)-ethanol	<110	<2	<2
6:2 Fluorotelomer sulfonate	<20	<20	<20
ADONA	<2.1	<2.1	<2.1
NaDONA	<2.1	<2.1	<2.1
N-ethyl perfluorooctane sulfonamidoacetic acid	<20	<20	<20
N-ethylperfluoro-1-octanesulfonamide	<37 UJ	<2	<2
N-methyl perfluoro-1-octanesulfonamide	<35	<2	<2
N-methyl perfluorooctane sulfonamidoacetic acid	<20	<20	<20
Perfluorobutane Sulfonic Acid	<b>2.3</b>	<b>3.4</b>	<b>3.7</b>
Perfluorobutanoic Acid	<b>5.2</b>	<b>8.9</b>	<b>8.7</b>
Perfluorodecane Sulfonic Acid	<2.0	<2	<2
Perfluorodecanoic Acid	<2.0	<2	<2
Perfluorododecane sulfonic acid (PFDoS)	<2.0	<2	<2
Perfluorododecanoic Acid	<2.0	<2	<2
Perfluoroheptane sulfonic acid (PFHpS)	<2.0	<2	<2
Perfluoroheptanoic Acid	<b>7</b>	<b>14</b>	<b>15</b>
Perfluorohexadecanoic acid (PFHxDA)	<2.0	<2	<2
Perfluorohexane Sulfonic Acid	<b>3.5</b>	<b>5.4</b>	<b>5.5</b>
Perfluorohexanoic Acid	<b>8.2</b>	<b>21</b>	<b>21</b>
Perfluorononanesulfonic acid	<2.0	<2	<2
Perfluorononanoic Acid	<2.0	<2	<2
Perfluorooctadecanoic acid	<2.0	<2	<2
Perfluorooctane Sulfonamide	<2.0	<2	<2
Perfluoropentane sulfonic acid (PFPeS)	<2.0	<2	<2
Perfluoropentanoic Acid	<b>7.2</b>	<b>18</b>	<b>17</b>
Perfluorotetradecanoic Acid	<2.0	<2	<2
Perfluorotridecanoic Acid	<2.0	<2	<2
Perfluoroundecanoic Acid	<2.0	<2	<2
PFOA	<b>7.9</b>	<b>8.9</b>	<b>9.3</b>
PFOS	<b>14</b>	<b>15</b>	<b>16</b>
F-53B Major (9Cl-PF3ONS)	--	--	
F-53B Minor (11Cl-PF3OUdS)	--	--	

**Notes:**

\* - Total Table 3+ was calculated including J qualified data but not non-detect data. The total Table 3+ sum is rounded to two significant figures.  
**Bold** - Analyte detected above associated reporting limit  
EPA - Environmental Protection Agency  
B - Not detected substantially above the level reported in the laboratory or field blanks.  
J - Analyte detected. Reported value may not be accurate or precise  
ND - No Table 3+ compounds were detected above their associated reporting limits.  
ng/L - nanograms per liter  
QA/QC - Quality assurance/ quality control  
SOP - standard operating procedure  
UJ - Analyte not detected. Reporting limit may not be accurate or precise.  
-- - No data reported  
< - Analyte not detected above associated reporting limit.

**TABLE 5  
ANALYTICAL RESULTS - ALL SAMPLING EVENTS  
Chemours Fayetteville Works, North Carolina**

Location ID	7B		
	August 2019	October 2019	December 2019
Sampling Event	August 2019	October 2019	December 2019
Field Sample ID	STW-LOC7B-082219	STW-LOC7B-101019	STW-LOC-7B-122019
Date Sampled	8/22/2019	10/10/2019	12/20/2019
Analytical Laboratory	TestAmerica	TestAmerica	TestAmerica
QA/QC	--	--	--
<b>Table 3+ Lab SOP (ng/L)</b>			
HFPO-DA (EPA Method 537 Mod)	42	23	29 B
PFMOAA	1,100	24 J	25
PFO2HxA	300	17	9.2
PFO3OA	100	5.7	2.1
PFO4DA	64	4.3	<2
PFO5DA	35	9.8	<2
PMPA	45	35	29 B
PEPA	<20	<20	<20
PFESA-BP1	6.9	<2	<2
PFESA-BP2	180	71	3.1
Byproduct 4	110 J	22 J	6.8 J
Byproduct 5	1,100 J	140 J	71 J
Byproduct 6	4.1	<2	<2
NVHOS	48	13	2.1
EVE Acid	<2	<2	<2
Hydro-EVE Acid	8.7	<2	<2
R-EVE	11 J	5.5 J	<2
PES	<2	<2	<2
PFECA B	<2	<2	<2
PFECA-G	<2	<2	<2
<b>Total Table 3+ Compounds*</b>	<b>3,200</b>	<b>370</b>	<b>180</b>
<b>Other PFAS (ng/L)</b>			
10:2 Fluorotelomer sulfonate	<2	<2	<2
1H,1H,2H,2H-perfluorodecanesulfonate (8:2 FTS)	<20	<20	<20
1H,1H,2H,2H-perfluorohexanesulfonate (4:2 FTS)	<20	<20	<20
2-(N-ethyl perfluoro-1-octanesulfonamido)-ethanol	<2	<2	<2
2-(N-methyl perfluoro-1-octanesulfonamido)-ethanol	<4	<4	<4
6:2 Fluorotelomer sulfonate	<20	<20	<20
ADONA	<2.1	<2.1	<2.1
NaDONA	<2.1	<2.1	<2.1
N-ethyl perfluorooctane sulfonamidoacetic acid	<20	<20	<20
N-ethylperfluoro-1-octanesulfonamide	<2	<2	<2
N-methyl perfluoro-1-octanesulfonamide	<2	<2	<2
N-methyl perfluorooctane sulfonamidoacetic acid	<20	<20	<20
Perfluorobutane Sulfonic Acid	4	6.6	3
Perfluorobutanoic Acid	10	19	4.2
Perfluorodecane Sulfonic Acid	<2	<2	<2
Perfluorodecanoic Acid	<2	<2	<2
Perfluorododecane sulfonic acid (PFDoS)	<2	<2	<2
Perfluorododecanoic Acid	<2	<2	<2
Perfluoroheptane sulfonic acid (PFHpS)	<2	<2	<2
Perfluoroheptanoic Acid	20	33	8.6
Perfluorohexadecanoic acid (PFHxDA)	<2	<2	<2
Perfluorohexane Sulfonic Acid	5.7	8.7	3.3
Perfluorohexanoic Acid	26	49	16
Perfluorononanesulfonic acid	<2	<2	<2
Perfluorononanoic Acid	<2	<2	<2
Perfluorooctadecanoic acid	<2	<2	<2
Perfluorooctane Sulfonamide	<2	<2	<2
Perfluoropentane sulfonic acid (PFPeS)	<2	<2	<2
Perfluoropentanoic Acid	27	46	11
Perfluorotetradecanoic Acid	<2	<2	<2
Perfluorotridecanoic Acid	<2	<2	<2
Perfluoroundecanoic Acid	<2	<2	<2
PFOA	9.6	11	7.1
PFOS	14	14	7.6
F-53B Major (9Cl-PF3ONS)	<2	<2	<2
F-53B Minor (11Cl-PF3OUdS)	<2	<2	<2

**Notes:**

\* - Total Table 3+ was calculated including J qualified data but not non-detect data. The total Table 3+ sum is rounded to two significant figures.  
**Bold** - Analyte detected above associated reporting limit  
EPA - Environmental Protection Agency  
B - Not detected substantially above the level reported in the laboratory or field blanks.  
J - Analyte detected. Reported value may not be accurate or precise  
ND - No Table 3+ compounds were detected above their associated reporting limits.  
ng/L - nanograms per liter  
QA/QC - Quality assurance/ quality control  
SOP - standard operating procedure  
UJ - Analyte not detected. Reporting limit may not be accurate or precise.  
-- - No data reported  
< - Analyte not detected above associated reporting limit.

**TABLE 5  
ANALYTICAL RESULTS - ALL SAMPLING EVENTS  
Chemours Fayetteville Works, North Carolina**

Location ID	8				
	April 2019	June 2019	August 2019	October 2019	December 2019
Sampling Event	DSTW-LOC8-042419	STW-LOC8-062819	STW-LOC8-082219	STW-LOC8-101019	STW-LOC-8-122319
Field Sample ID	DSTW-LOC8-042419	STW-LOC8-062819	STW-LOC8-082219	STW-LOC8-101019	STW-LOC-8-122319
Date Sampled	04/24/2019	06/28/2019	8/22/2019	10/10/2019	12/23/2019
Analytical Laboratory	TestAmerica	TestAmerica	TestAmerica	TestAmerica	TestAmerica
QA/QC	--	--	--	--	--
<b>Table 3+ Lab SOP (ng/L)</b>					
HFPO-DA (EPA Method 537 Mod)	120	100	460	120	500
PFMOAA	1,200 J	<21	20,000	240 J	220
PFO2HxA	480	360	4,900	95 J	73
PFO3OA	150	200	1,700	48	16
PFO4DA	<79	210	1,000	48	13 J
PFO5DA	51	520	480	85 J	14
PMPA	<570	<57	160	38	130
PEPA	<47	34	72	28	91
PFESA-BP1	<27	37	58	9.9	12
PFESA-BP2	240	2,600	1,700	550	61
Byproduct 4	<160	760	340	37 J	26 J
Byproduct 5	690	3,500	4,600	600 J	620 J
Byproduct 6	<15	49	43	12	<2
NVHOS	<54	190	530	54	16
EVE Acid	<24	<2.4	<4.9	<2	<2
Hydro-EVE Acid	<28	18	140	9.2	2.8
R-EVE	<70	29 J	39 J	7 J	7.8
PES	<46	<4.6	<9.2	<2	<2
PFECA B	<60	<6	<12	<2	<2
PFECA-G	<41	<4.1	<8.2	<2	<2
<b>Total Table 3+ Compounds*</b>	<b>2,900</b>	<b>8,600</b>	<b>36,000</b>	<b>2,000</b>	<b>1,800</b>
<b>Other PFAS (ng/L)</b>					
10:2 Fluorotelomer sulfonate	<2.0	<2	<2	<2	<2
1H,1H,2H,2H-perfluorodecanesulfonate (8:2 FTS)	<20	<20	<20	<20	<20
1H,1H,2H,2H-perfluorohexanesulfonate (4:2 FTS)	<20	<20	<20	<20	<20
2-(N-ethyl perfluoro-1-octanesulfonamido)-ethanol	<60	<6	<2	<2	<2
2-(N-methyl perfluoro-1-octanesulfonamido)-ethanol	<110	<11	<4	<4	<4
6:2 Fluorotelomer sulfonate	<20	<20	<20	<20	<20
ADONA	<2.1	<2.1	<2.1	<2.1	<2.1
NaDONA	<2.1	<2.1	<2.1	<2.1	<2.1
N-ethyl perfluorooctane sulfonamidoacetic acid	<20	<20	<20	<20	<20
N-ethylperfluoro-1-octanesulfonamide	<37	<3.7	<2	<2	<2
N-methyl perfluoro-1-octanesulfonamide	<35	<3.5	<2	<2	<2
N-methyl perfluorooctane sulfonamidoacetic acid	<20	<20	<20	<20	<20
Perfluorobutane Sulfonic Acid	2.4	4.3	4.5	5.2	3.1
Perfluorobutanoic Acid	5.7	18	24	26	12
Perfluorodecane Sulfonic Acid	<2.0	<2	<2	<2	<2
Perfluorodecanoic Acid	<2.0	<2	<2	<2	<2
Perfluorododecane sulfonic acid (PFDoS)	<2.0	<2	<2	<2	<2
Perfluorododecanoic Acid	<2.0	<2	<2	<2	<2
Perfluoroheptane sulfonic acid (PFHpS)	<2.0	<2	<2	<2	<2
Perfluoroheptanoic Acid	3.7	16	22	26	11
Perfluorohexadecanoic acid (PFHxDA)	<2.0	<2	<2	<2	<2 UJ
Perfluorohexane Sulfonic Acid	3.1	4.7	4.6	4.5	<2
Perfluorohexanoic Acid	4.9	25	31	40	17
Perfluorononanesulfonic acid	<2.0	<2	<2	<2	<2
Perfluorononanoic Acid	<2.0	4.8	3.2	<2	<2
Perfluorooctadecanoic acid	<2.0	<2	<2	<2	<2 UJ
Perfluorooctane Sulfonamide	<2.0	<2	<2	<2	<2
Perfluoropentane sulfonic acid (PFPeS)	<2.0	<2	<2	<2	<2
Perfluoropentanoic Acid	4.2	22	39	43	21
Perfluorotetradecanoic Acid	<2.0	<2	<2	<2	<2
Perfluorotridecanoic Acid	<2.0	<2	<2	<2	<2
Perfluoroundecanoic Acid	<2.0	<2	<2	<2	<2
PFOA	8.2	12	16	9.1	28
PFOS	<2.0	2.9	2.7	2.2	<2
F-53B Major (9Cl-PF3ONS)	--	--	<2	<2	<2
F-53B Minor (11Cl-PF3OUDS)	--	--	<2	<2	<2

**Notes:**

\* - Total Table 3+ was calculated including J qualified data but not non-detect data. The total Table 3+ sum is rounded to two significant figures.

**Bold** - Analyte detected above associated reporting limit

EPA - Environmental Protection Agency

B - Not detected substantially above the level reported in the laboratory or field blanks.

J - Analyte detected. Reported value may not be accurate or precise

ND - No Table 3+ compounds were detected above their associated reporting limits.

ng/L - nanograms per liter

QA/QC - Quality assurance/ quality control

SOP - standard operating procedure

UJ - Analyte not detected. Reporting limit may not be accurate or precise.

-- - No data reported

< - Analyte not detected above associated reporting limit.



**TABLE 5  
ANALYTICAL RESULTS - ALL SAMPLING EVENTS  
Chemours Fayetteville Works, North Carolina**

Location ID	9				
	April 2019	June 2019	August 2019	October 2019	December 2019
Sampling Event	DSTW-LOC9-042419	STW-LOC9-062819	STW-LOC9-082219	STW-LOC9-101019	STW-LOC9-122019
Field Sample ID	DSTW-LOC9-042419	STW-LOC9-062819	STW-LOC9-082219	STW-LOC9-101019	STW-LOC9-122019
Date Sampled	04/24/2019	06/28/2019	8/22/2019	10/10/2019	12/20/2019
Analytical Laboratory	TestAmerica	TestAmerica	TestAmerica	TestAmerica	TestAmerica
QA/QC	--	--	--	--	--
<b>Table 3+ Lab SOP (ng/L)</b>					
HFPO-DA (EPA Method 537 Mod)	29	77	55	2,400	28 B
PFMOAA	8.8 J	<21	25 J	38 J	14
PFO2HxA	17 J	20	28	500	14
PFO3OA	4.5 J	5.9	5.9	160	5
PFO4DA	3.6 J	<7.9	2.3	45	3.8 J
PFO5DA	<2 UJ	<3.4	<2	26	3.2
PMPA	25 J	<57	48	110	27 B
PEPA	<20 UJ	<20	<20	27	<20
PFESA-BP1	28 J	2,300	86	170	6.6
PFESA-BP2	3.4 J	120	8	50	<2
Byproduct 4	50 J	110	81 J	300 J	8.3 J
Byproduct 5	83 J	190	160 J	1,500	49 J
Byproduct 6	<2 UJ	<2	<2	7.6	<2
NVHOS	2.8 J	61	11	63	<2
EVE Acid	11 J	57	19	110	3.7
Hydro-EVE Acid	<2 UJ	6.7	2.1	34	<2
R-EVE	7.5 J	53	17 J	91 J	3.5 J
PES	<2 UJ	<4.6	<2	<2	<2
PFECA B	2.8 J	<6	<2	<2	<2
PFECA-G	<2 UJ	<4.1	<2	<2	<2
<b>Total Table 3+ Compounds*</b>	<b>280</b>	<b>3,000</b>	<b>550</b>	<b>5,600</b>	<b>170</b>
<b>Other PFAS (ng/L)</b>					
10:2 Fluorotelomer sulfonate	<2.0	<2	<2	<2	<2
1H,1H,2H,2H-perfluorodecanesulfonate (8:2 FTS)	<20	<20	<20	<20	<20
1H,1H,2H,2H-perfluorohexanesulfonate (4:2 FTS)	<20	<20	<20	<20	<20
2-(N-ethyl perfluoro-1-octanesulfonamido)-ethanol	<60	<6	<2	<2	<2
2-(N-methyl perfluoro-1-octanesulfonamido)-ethanol	<110	<11	<4	<4	<4
6:2 Fluorotelomer sulfonate	<20	<20	41	<20	<20
ADONA	<2.1	<2.1	<2.1	<2.1	<2.1
NaDONA	<2.1	<2.1	<2.1	<2.1	<2.1
N-ethyl perfluorooctane sulfonamidoacetic acid	<20	<20	<20	<20	<20
N-ethylperfluoro-1-octanesulfonamide	<37	<3.7	<2	<2	<2
N-methyl perfluoro-1-octanesulfonamide	<35	<3.5	<2	<2	<2
N-methyl perfluorooctane sulfonamidoacetic acid	<20	<20	<20	<20	<20
Perfluorobutane Sulfonic Acid	2.2	3.7	4.1	6.3	3.1
Perfluorobutanoic Acid	6.9	9.2	9.1	54	4.5
Perfluorodecane Sulfonic Acid	<2.0	<2	<2	<2	<2
Perfluorodecanoic Acid	<2.0	<2	<2	<2	<2
Perfluorododecane sulfonic acid (PFDoS)	<2.0	<2	<2	<2	<2
Perfluorododecanoic Acid	<2.0	<2	<2	<2	<2
Perfluoroheptane sulfonic acid (PFHpS)	<2.0	<2	<2	<2	<2
Perfluoroheptanoic Acid	7.5	13	19	38	9.7
Perfluorohexadecanoic acid (PFHxDA)	<2.0	<2	<2	<2	<2
Perfluorohexane Sulfonic Acid	3.3	5.5	6.1	9.2	3.3
Perfluorohexanoic Acid	9	21	26	55	16
Perfluorononanesulfonic acid	<2.0	<2	<2	<2	<2
Perfluorononanoic Acid	<2.0	2	<2	3	<2 UJ
Perfluorooctadecanoic acid	<2.0	<2	<2	<2	<2
Perfluorooctane Sulfonamide	<2.0	<2	<2	<2	<2
Perfluoropentane sulfonic acid (PFPeS)	<2.0	<2	<2	<2	<2
Perfluoropentanoic Acid	8.6	19	27	94	12
Perfluorotetradecanoic Acid	<2.0	<2	<2	<2	<2
Perfluorotridecanoic Acid	<2.0	<2	<2	<2	<2 UJ
Perfluoroundecanoic Acid	<2.0	<2	<2	<2	<2 UJ
PFOA	8.9	9.3	8.9	12	6.7
PFOS	14	15	15	16	7.8
F-53B Major (9Cl-PF3ONS)	--	--	<2	<2	<2
F-53B Minor (11Cl-PF3OUDS)	--	--	<2	<2	<2

**Notes:**

\* - Total Table 3+ was calculated including J qualified data but not non-detect data. The total Table 3+ sum is rounded to two significant figures.  
**Bold** - Analyte detected above associated reporting limit  
EPA - Environmental Protection Agency  
B - Not detected substantially above the level reported in the laboratory or field blanks.  
J - Analyte detected. Reported value may not be accurate or precise  
ND - No Table 3+ compounds were detected above their associated reporting limits.  
ng/L - nanograms per liter  
QA/QC - Quality assurance/ quality control  
SOP - standard operating procedure  
UJ - Analyte not detected. Reporting limit may not be accurate or precise.  
-- - No data reported  
< - Analyte not detected above associated reporting limit.

**TABLE 5  
ANALYTICAL RESULTS - ALL SAMPLING EVENTS  
Chemours Fayetteville Works, North Carolina**

Location ID	10				
	April 2019	June 2019	August 2019	October 2019	December 2019
Sampling Event					
Field Sample ID	DSTW-LOC10-042419	--	STW-LOC10-082219	STW-LOC10-101019	STW-LOC-10-122019
Date Sampled	4/24/2019	--	8/22/2019	10/10/2019	12/20/2019
Analytical Laboratory	TestAmerica	--	TestAmerica	TestAmerica	TestAmerica
QA/QC	--	--	--	--	--
<b>Table 3+ Lab SOP (ng/L)</b>					
HFPO-DA (EPA Method 537 Mod)	<b>320</b>	--	<b>1,700</b>	<b>15,000</b>	<b>230</b>
PFMOAA	<b>58 J</b>	--	<b>490 J</b>	<b>1,700</b>	<b>34</b>
PFO2HxA	<b>88 J</b>	--	<b>250</b>	<b>7,400</b>	<b>32</b>
PFO3OA	<b>24 J</b>	--	<b>88</b>	<b>3,300</b>	<b>12</b>
PFO4DA	<b>20 J</b>	--	<b>87</b>	<b>2,100</b>	<b>11 J</b>
PFO5DA	<b>9.1 J</b>	--	<b>42</b>	<b>1,900</b>	<b>9.2</b>
PMPA	<b>260 J</b>	--	<b>180</b>	<b>1,300</b>	<b>58</b>
PEPA	<b>97 J</b>	--	<b>63</b>	<b>590</b>	<b>23</b>
PFESA-BP1	<b>78 J</b>	--	<b>380</b>	<b>23,000</b>	<b>40</b>
PFESA-BP2	<b>19 J</b>	--	<b>510</b>	<b>3,000</b>	<b>8.8</b>
Byproduct 4	<b>190 J</b>	--	<b>870</b>	<b>1,200</b>	<b>35 J</b>
Byproduct 5	<b>280 J</b>	--	<b>730 J</b>	<b>3,400</b>	<b>100 J</b>
Byproduct 6	<2 UJ	--	<b>23</b>	<b>78</b>	<2
NVHOS	<b>14 J</b>	--	<b>460</b>	<b>270</b>	<b>7</b>
EVE Acid	<b>8.5 J</b>	--	<b>62</b>	<b>680</b>	<b>8.5</b>
Hydro-EVE Acid	<b>8.5 J</b>	--	<b>72</b>	<b>930</b>	<b>4</b>
R-EVE	<b>150 J</b>	--	<b>280 J</b>	<b>570</b>	<b>38 J</b>
PES	<2 UJ	--	<2	<9.2	<2
PFECA B	<2 UJ	--	<2	<12	<2
PFECA-G	<2 UJ	--	<2	<8.2	<2
<b>Total Table 3+ Compounds*</b>	<b>1,600</b>	--	<b>6,300</b>	<b>66,000</b>	<b>650</b>
<b>Other PFAS (ng/L)</b>					
10:2 Fluorotelomer sulfonate	<2.0	--	<2	<2	<2
1H,1H,2H,2H-perfluorodecanesulfonate (8:2 FTS)	<20	--	<20	<20	<20
1H,1H,2H,2H-perfluorohexanesulfonate (4:2 FTS)	<20	--	<20	<20	<20
2-(N-ethyl perfluoro-1-octanesulfonamido)-ethanol	<60	--	<2	<2	<2
2-(N-methyl perfluoro-1-octanesulfonamido)-ethanol	<110	--	<4	<4	<4
6:2 Fluorotelomer sulfonate	<20	--	<20	<20	<20
ADONA	<2.1	--	<2.1	<2.1	<2.1
NaDONA	<2.1	--	<2.1	<2.1	<2.1
N-ethyl perfluorooctane sulfonamidoacetic acid	<20	--	<20	<20	<20
N-ethylperfluoro-1-octanesulfonamide	<37	--	<2	<2	<2
N-methyl perfluoro-1-octanesulfonamide	<35	--	<2	<2	<2
N-methyl perfluorooctane sulfonamidoacetic acid	<20	--	<20	<20	<20
Perfluorobutane Sulfonic Acid	<b>2.1</b>	--	<b>4.4</b>	<2	<b>3.1</b>
Perfluorobutanoic Acid	<b>10</b>	--	<b>23</b>	<b>170</b>	<b>5.4</b>
Perfluorodecane Sulfonic Acid	<2.0	--	<2	<2	<2
Perfluorodecanoic Acid	<2.0	--	<2	<b>14</b>	<2
Perfluorododecane sulfonic acid (PFDoS)	<2.0	--	<2	<2	<2
Perfluorododecanoic Acid	<2.0	--	<2	<b>2.4</b>	<2
Perfluoroheptane sulfonic acid (PFHpS)	<2.0	--	<2	<2	<2
Perfluoroheptanoic Acid	<b>8.4</b>	--	<b>23</b>	<b>33</b>	<b>8.8</b>
Perfluorohexadecanoic acid (PFHxDA)	<2.0	--	<2	<2	<2
Perfluorohexane Sulfonic Acid	<b>3.5</b>	--	<b>6</b>	<2	<b>3.3</b>
Perfluorohexanoic Acid	<b>9.3</b>	--	<b>29</b>	<b>41</b>	<b>15</b>
Perfluorononanesulfonic acid	<2.0	--	<2	<2	<2
Perfluorononanoic Acid	<2.0	--	<b>2.5</b>	<b>22</b>	<2
Perfluorooctadecanoic acid	<2.0	--	<2	<2	<2
Perfluorooctane Sulfonamide	<2.0	--	<2	<2	<2
Perfluoropentane sulfonic acid (PFPeS)	<2.0	--	<2	<2	<2
Perfluoropentanoic Acid	<b>17</b>	--	<b>47</b>	<b>200</b>	<b>12</b>
Perfluorotetradecanoic Acid	<2.0	--	<2	<2	<2
Perfluorotridecanoic Acid	<2.0	--	<2	<2	<2
Perfluoroundecanoic Acid	<2.0	--	<2	<b>14</b>	<2
PFOA	<b>10</b>	--	<b>48</b>	<b>26</b>	<b>6.6</b>
PFOS	<b>12</b>	--	<b>15</b>	<b>9</b>	<b>8.3</b>
F-53B Major (9Cl-PF3ONS)	--	--	<2	<b>2.1</b>	<2
F-53B Minor (11Cl-PF3OUs)	--	--	<2	<2	<2

**Notes:**

- \* - Total Table 3+ was calculated including J qualified data but not non-detect data. The total Table 3+ sum is rounded to two significant figures.
- Bold** - Analyte detected above associated reporting limit
- EPA - Environmental Protection Agency
- B - Not detected substantially above the level reported in the laboratory or field blanks.
- J - Analyte detected. Reported value may not be accurate or precise
- ND - No Table 3+ compounds were detected above their associated reporting limits.
- ng/L - nanograms per liter
- QA/QC - Quality assurance/ quality control
- SOP - standard operating procedure
- UJ - Analyte not detected. Reporting limit may not be accurate or precise.
- - No data reported
- < - Analyte not detected above associated reporting limit.

**TABLE 5  
ANALYTICAL RESULTS - ALL SAMPLING EVENTS  
Chemours Fayetteville Works, North Carolina**

Location ID	12				
	April 2019	June 2019	August 2019	October 2019	December 2019
Sampling Event					
Field Sample ID	--	--	STW-LOC12-082219	--	STW-LOC-12-122019
Date Sampled	--	--	8/22/2019	--	12/20/2019
Analytical Laboratory	--	--	TestAmerica	--	TestAmerica
QA/QC	--	--	--	--	--
<b>Table 3+ Lab SOP (ng/L)</b>					
HFPO-DA (EPA Method 537 Mod)	--	--	17	--	15 B
PFMOAA	--	--	<5	--	20
PFO2HxA	--	--	14	--	14
PFO3OA	--	--	2.6	--	2.4
PFO4DA	--	--	<2	--	<2
PFO5DA	--	--	<2	--	3
PMPA	--	--	26	--	50 B
PEPA	--	--	<20	--	<20
PFESA-BP1	--	--	<2	--	<2
PFESA-BP2	--	--	<2	--	<2
Byproduct 4	--	--	9.2 J	--	<2
Byproduct 5	--	--	3 J	--	15 J
Byproduct 6	--	--	<2	--	<2
NVHOS	--	--	4.9	--	2.4
EVE Acid	--	--	<2	--	<2
Hydro-EVE Acid	--	--	<2	--	<2
R-EVE	--	--	3.5 J	--	<2
PES	--	--	<2	--	<2
PFECA B	--	--	<2	--	<2
PFECA-G	--	--	<2	--	<2
<b>Total Table 3+ Compounds*</b>	--	--	<b>80</b>	--	<b>120</b>
<b>Other PFAS (ng/L)</b>					
10:2 Fluorotelomer sulfonate	--	--	<2	--	<2
1H,1H,2H,2H-perfluorodecanesulfonate (8:2 FTS)	--	--	<20	--	<20
1H,1H,2H,2H-perfluorohexanesulfonate (4:2 FTS)	--	--	<20	--	<20
2-(N-ethyl perfluoro-1-octanesulfonamido)-ethanol	--	--	<2	--	<2
2-(N-methyl perfluoro-1-octanesulfonamido)-ethanol	--	--	<4	--	<4
6:2 Fluorotelomer sulfonate	--	--	<20	--	<20
ADONA	--	--	<2.1	--	<2.1
NaDONA	--	--	<2.1	--	<2.1
N-ethyl perfluorooctane sulfonamidoacetic acid	--	--	<20	--	<20
N-ethylperfluoro-1-octanesulfonamide	--	--	<2	--	<2
N-methyl perfluoro-1-octanesulfonamide	--	--	<2	--	<2
N-methyl perfluorooctane sulfonamidoacetic acid	--	--	<20	--	<20
Perfluorobutane Sulfonic Acid	--	--	6.5	--	4.5
Perfluorobutanoic Acid	--	--	15	--	6.8
Perfluorodecane Sulfonic Acid	--	--	<2	--	<2
Perfluorodecanoic Acid	--	--	2	--	<2
Perfluorododecane sulfonic acid (PFDoS)	--	--	<2	--	<2
Perfluorododecanoic Acid	--	--	<2	--	<2
Perfluoroheptane sulfonic acid (PFHpS)	--	--	<2	--	<2
Perfluoroheptanoic Acid	--	--	33	--	11
Perfluorohexadecanoic acid (PFHxDA)	--	--	<2	--	<2
Perfluorohexane Sulfonic Acid	--	--	8.5	--	5.5
Perfluorohexanoic Acid	--	--	37	--	19
Perfluorononanesulfonic acid	--	--	<2	--	<2
Perfluorononanoic Acid	--	--	2.9	--	<2
Perfluorooctadecanoic acid	--	--	<2	--	<2
Perfluorooctane Sulfonamide	--	--	<2	--	<2
Perfluoropentane sulfonic acid (PFPeS)	--	--	<2	--	<2
Perfluoropentanoic Acid	--	--	37	--	14
Perfluorotetradecanoic Acid	--	--	<2	--	<2
Perfluorotridecanoic Acid	--	--	<2	--	<2
Perfluoroundecanoic Acid	--	--	<2	--	<2
PFOA	--	--	16	--	6.9
PFOS	--	--	22	--	15
F-53B Major (9Cl-PF3ONS)	--	--	<2	--	<2
F-53B Minor (11Cl-PF3OUdS)	--	--	<2	--	<2

**Notes:**

\* - Total Table 3+ was calculated including J qualified data but not non-detect data. The total Table 3+ sum is rounded to two significant figures.  
**Bold** - Analyte detected above associated reporting limit  
EPA - Environmental Protection Agency  
B - Not detected substantially above the level reported in the laboratory or field blanks.  
J - Analyte detected. Reported value may not be accurate or precise  
ND - No Table 3+ compounds were detected above their associated reporting limits.  
ng/L - nanograms per liter  
QA/QC - Quality assurance/ quality control  
SOP - standard operating procedure  
UJ - Analyte not detected. Reporting limit may not be accurate or precise.  
-- - No data reported  
< - Analyte not detected above associated reporting limit.

**TABLE 5  
ANALYTICAL RESULTS - ALL SAMPLING EVENTS  
Chemours Fayetteville Works, North Carolina**

Location ID	14				
Sampling Event	April 2019	June 2019	August 2019	October 2019	December 2019
Field Sample ID	DSTW-LOC14-042419	STW-LOC14-062819	STW-LOC14-082219	STW-LOC14-101019	STW-LOC-14-122019
Date Sampled	04/24/2019	06/28/2019	8/22/2019	10/10/2019	12/20/2019
Analytical Laboratory	TestAmerica	TestAmerica	TestAmerica	TestAmerica	TestAmerica
QA/QC	--	--	--	--	--
<b>Table 3+ Lab SOP (ng/L)</b>					
HFPO-DA (EPA Method 537 Mod)	<b>12</b>	<b>22</b>	<b>14</b>	<b>15</b>	<b>21 B</b>
PFMOAA	<b>67 J</b>	<5	<5	<5 UJ	<b>19</b>
PFO2HxA	<b>10 J</b>	<b>15</b>	<b>14</b>	<b>6.7</b>	<b>13</b>
PFO3OA	<b>2.1 J</b>	<b>2.5</b>	<2	<2	<2
PFO4DA	<2 UJ	<2	<2	<2	<2
PFO5DA	<2 UJ	<2	<2	<2 UJ	<2
PMPA	<b>15 J</b>	<b>22</b>	<b>33</b>	<b>23</b>	<b>68</b>
PEPA	<20 UJ	<20	<20	<20	<b>25</b>
PFESA-BP1	<2 UJ	<2	<2	<2	<2
PFESA-BP2	<2 UJ	<2	<2	<2	<2
Byproduct 4	<b>5.7 J</b>	<2	<b>5 J</b>	<b>2.4</b>	<2
Byproduct 5	<b>2.3 J</b>	<b>2.1 J</b>	<2	<2	<b>9.3 J</b>
Byproduct 6	<2 UJ	<2	<2	<2	<2
NVHOS	<2 UJ	<2	<b>3.8</b>	<b>6</b>	<2
EVE Acid	<2 UJ	<2	<2	<2	<2
Hydro-EVE Acid	<2 UJ	<2	<2	<2	<2
R-EVE	<b>3.2 J</b>	<2	<2	<2	<2
PES	<2 UJ	<2	<2	<2	<2
PFECA B	<2 UJ	<2	<2	<2	<2
PFECA-G	<2 UJ	<2	<2	<2	<2
<b>Total Table 3+ Compounds*</b>	<b>58</b>	<b>64</b>	<b>70</b>	<b>53</b>	<b>160</b>
<b>Other PFAS (ng/L)</b>					
10:2 Fluorotelomer sulfonate	<2.0	<2	<2	<2	<2
1H,1H,2H,2H-perfluorodecanesulfonate (8:2 FTS)	<20	<20	<20	<20	<20
1H,1H,2H,2H-perfluorohexanesulfonate (4:2 FTS)	<20	<20	<20	<20	<20
2-(N-ethyl perfluoro-1-octanesulfonamido)-ethanol	<60	<2	<2	<2	<2
2-(N-methyl perfluoro-1-octanesulfonamido)-ethanol	<110	<2	<4	<4	<4
6:2 Fluorotelomer sulfonate	<20	<20	<20	<20	<b>39 J</b>
ADONA	<2.1	<2.1	<2.1	<2.1	<2.1
NaDONA	<2.1	<2.1	<2.1	<2.1	<2.1
N-ethyl perfluorooctane sulfonamidoacetic acid	<20	<20	<20	<20	<20
N-ethylperfluoro-1-octanesulfonamide	<37	<2	<2	<2	<2
N-methyl perfluoro-1-octanesulfonamide	<35	<2	<2	<2	<2
N-methyl perfluorooctane sulfonamidoacetic acid	<20	<20	<20	<20	<20
Perfluorobutane Sulfonic Acid	<2.0	<b>5.7</b>	<b>4.2</b>	<b>9.6</b>	<b>4.5</b>
Perfluorobutanoic Acid	<b>4.7</b>	<b>13</b>	<b>10</b>	<b>27</b>	<b>6.8</b>
Perfluorodecane Sulfonic Acid	<2.0	<2	<2	<2	<2
Perfluorodecanoic Acid	<2.0	<2	<2	<2	<2
Perfluorododecane sulfonic acid (PFDoS)	<2.0	<2	<2	<2	<2
Perfluorododecanoic Acid	<2.0	<2	<2	<2	<2
Perfluoroheptane sulfonic acid (PFHpS)	<2.0	<2	<2	<2	<2
Perfluoroheptanoic Acid	<b>3.1</b>	<b>24</b>	<b>21</b>	<b>50</b>	<b>11</b>
Perfluorohexadecanoic acid (PFHxDA)	<2.0	<2	<2	<2	<2
Perfluorohexane Sulfonic Acid	<b>3</b>	<b>7.9</b>	<b>6.1</b>	<b>13</b>	<b>5.1</b>
Perfluorohexanoic Acid	<b>4.4</b>	<b>36</b>	<b>27</b>	<b>72</b>	<b>20</b>
Perfluorononanesulfonic acid	<2.0	<2	<2	<2	<2
Perfluorononanoic Acid	<2.0	<b>2.3</b>	<2	<b>2.2</b>	<2
Perfluorooctadecanoic acid	<2.0	<2	<2	<2	<2
Perfluorooctane Sulfonamide	<2.0	<2	<2	<2	<2
Perfluoropentane sulfonic acid (PFPeS)	<2.0	<2	<2	<b>2.1</b>	<2
Perfluoropentanoic Acid	<b>3.8</b>	<b>28</b>	<b>27</b>	<b>67</b>	<b>14</b>
Perfluorotetradecanoic Acid	<2.0	<2	<2	<2	<2
Perfluorotridecanoic Acid	<2.0	<2	<2	<2	<2
Perfluoroundecanoic Acid	<2.0	<2	<2	<2	<2
PFOA	<b>5.8</b>	<b>14</b>	<b>10</b>	<b>15</b>	<b>7.5</b>
PFOS	<b>11</b>	<b>22</b>	<b>15</b>	<b>20</b>	<b>11</b>
F-53B Major (9Cl-PF3ONS)	--	--	<2	<2	<2
F-53B Minor (11Cl-PF3OUDS)	--	--	<2	<2	<2

**Notes:**

- \* - Total Table 3+ was calculated including J qualified data but not non-detect data. The total Table 3+ sum is rounded to two significant figures.
- Bold** - Analyte detected above associated reporting limit
- EPA - Environmental Protection Agency
- B - Not detected substantially above the level reported in the laboratory or field blanks.
- J - Analyte detected. Reported value may not be accurate or precise
- ND - No Table 3+ compounds were detected above their associated reporting limits.
- ng/L - nanograms per liter
- QA/QC - Quality assurance/ quality control
- SOP - standard operating procedure
- UJ - Analyte not detected. Reporting limit may not be accurate or precise.
- - No data reported
- < - Analyte not detected above associated reporting limit.

**TABLE 5  
ANALYTICAL RESULTS - ALL SAMPLING EVENTS  
Chemours Fayetteville Works, North Carolina**

Location ID	15				
Sampling Event	April 2019	June 2019	August 2019	October 2019	December 2019
Field Sample ID	DSTW-LOC15-042419	STW-LOC15-062819	STW-LOC15-082219	STW-LOC15-101019	STW-LOC-15-122019
Date Sampled	04/24/2019	06/28/2019	8/22/2019	10/10/2019	12/20/2019
Analytical Laboratory	TestAmerica	TestAmerica	TestAmerica	TestAmerica	TestAmerica
QA/QC	--	--	--	--	--
<b>Table 3+ Lab SOP (ng/L)</b>					
HFPO-DA (EPA Method 537 Mod)	34	45	43	140	35
PFMOAA	8.4 J	12	12	<5 UJ	15
PFO2HxA	17 J	16	22	32	13
PFO3OA	4 J	3.2	5.3	16	5
PFO4DA	3.2 J	<2	2.2	16	3.9
PFO5DA	<2 UJ	<2	<2	15	3.1
PMPA	35 J	25	38	45	31 B
PEPA	<20 UJ	<20	<20	<20	<20
PFESA-BP1	22 J	880	92	150	24
PFESA-BP2	4.3 J	41	8.2	28	2.2
Byproduct 4	42 J	80 J	63 J	250 J	11 J
Byproduct 5	71 J	250 J	140 J	1,700	58 J
Byproduct 6	<2 UJ	<2	<2	3.6	<2
NVHOS	3 J	23	12	35	2
EVE Acid	9.5 J	22	22	62	4.3
Hydro-EVE Acid	<2 UJ	3.6	2.1	21	<2
R-EVE	10 J	33 J	15 J	71 J	4.7 J
PES	<2 UJ	<2	<2	<2	<2
PFECA B	<2 UJ	<2	<2	<2	<2
PFECA-G	<2 UJ	<2	<2	<2	<2
<b>Total Table 3+ Compounds*</b>	<b>260</b>	<b>1,400</b>	<b>480</b>	<b>2,600</b>	<b>210</b>
<b>Other PFAS (ng/L)</b>					
10:2 Fluorotelomer sulfonate	<2.0	<2	<2	<2	<2
1H,1H,2H,2H-perfluorodecanesulfonate (8:2 FTS)	<20	<20	<20	<20	<20
1H,1H,2H,2H-perfluorohexanesulfonate (4:2 FTS)	<20	<20	<20	<20	<20
2-(N-ethyl perfluoro-1-octanesulfonamido)-ethanol	<60	<2	<2	<2	<2
2-(N-methyl perfluoro-1-octanesulfonamido)-ethanol	<110	<2	<4	<4	<4
6:2 Fluorotelomer sulfonate	<20	<20	<20	<20	<20
ADONA	<2.1	<2.1	<2.1	<2.1	<2.1
NaDONA	<2.1	<2.1	<2.1	<2.1	<2.1
N-ethyl perfluorooctane sulfonamidoacetic acid	<20	<20	<20	<20	<20
N-ethylperfluoro-1-octanesulfonamide	<37	3.1	<2	<2	<2
N-methyl perfluoro-1-octanesulfonamide	<35	<2	<2	<2	<2
N-methyl perfluorooctane sulfonamidoacetic acid	<20	<20	<20	<20	<20
Perfluorobutane Sulfonic Acid	2.3	3.7	4.1	6.5	3
Perfluorobutanoic Acid	6.5	9.4	9.2	22	<2
Perfluorodecane Sulfonic Acid	<2.0	<2	<2	<2	<2
Perfluorodecanoic Acid	<2.0	<2	<2	<2	<2
Perfluorododecane sulfonic acid (PFDoS)	<2.0	<2	<2	<2	<2
Perfluorododecanoic Acid	<2.0	<2	<2	<2	<2
Perfluoroheptane sulfonic acid (PFHpS)	<2.0	<2	<2	<2	<2
Perfluoroheptanoic Acid	7.5	14	20	37	8.7
Perfluorohexadecanoic acid (PFHxDA)	<2.0	<2	<2	<2	<2
Perfluorohexane Sulfonic Acid	3.5	5.7	5.9	8.9	3.4
Perfluorohexanoic Acid	7.9	22	26	51	14
Perfluorononanesulfonic acid	<2.0	<2	<2	<2	<2
Perfluorononanoic Acid	<2.0	<2	<2	2.4	<2
Perfluorooctadecanoic acid	<2.0	<2	<2	<2	<2
Perfluorooctane Sulfonamide	<2.0	<2	<2	<2	<2
Perfluoropentane sulfonic acid (PFPeS)	<2.0	<2	<2	<2	<2
Perfluoropentanoic Acid	8.2	18	28	68	10
Perfluorotetradecanoic Acid	<2.0	<2	<2	<2	<2
Perfluorotridecanoic Acid	<2.0	<2	<2	<2	<2
Perfluoroundecanoic Acid	<2.0	<2	<2	<2	<2
PFOA	8.5	9.5	9.4	11	4.8
PFOS	14	15	16	16	8.2
F-53B Major (9Cl-PF3ONS)	--	--	<2	<2	<2
F-53B Minor (11Cl-PF3OUs)	--	--	<2	<2	<2

**Notes:**

- \* - Total Table 3+ was calculated including J qualified data but not non-detect data. The total Table 3+ sum is rounded to two significant figures.
- Bold** - Analyte detected above associated reporting limit
- EPA - Environmental Protection Agency
- B - Not detected substantially above the level reported in the laboratory or field blanks.
- J - Analyte detected. Reported value may not be accurate or precise
- ND - No Table 3+ compounds were detected above their associated reporting limits.
- ng/L - nanograms per liter
- QA/QC - Quality assurance/ quality control
- SOP - standard operating procedure
- UJ - Analyte not detected. Reporting limit may not be accurate or precise.
- - No data reported
- < - Analyte not detected above associated reporting limit.

**TABLE 5  
ANALYTICAL RESULTS - ALL SAMPLING EVENTS  
Chemours Fayetteville Works, North Carolina**

Location ID	18			
Sampling Event	April 2019	June 2019	August 2019	
Field Sample ID	--	STW-LOC-18-062719	STW-LOC18-082119-1	STW-LOC18-082119-2
Date Sampled	--	06/27/2019	8/21/2019	8/21/2019
Analytical Laboratory	--	TestAmerica	TestAmerica	TestAmerica
QA/QC	--	--	--	--
<b>Table 3+ Lab SOP (ng/L)</b>				
HFPO-DA (EPA Method 537 Mod)	--	<b>4.1</b>	<b>7.1</b>	<b>11</b>
PFMOAA	--	<5 UJ	<5	<5
PFO2HxA	--	<b>2.4 J</b>	<b>2.2</b>	<b>4.4</b>
PFO3OA	--	<2 UJ	<2	<2
PFO4DA	--	<2 UJ	<2	<2
PFO5DA	--	<2 UJ	<2	<2
PMPA	--	<10 UJ	<10 UJ	<b>18</b>
PEPA	--	<20 UJ	<20	<20
PFESA-BP1	--	<2 UJ	<2	<b>2</b>
PFESA-BP2	--	<2 UJ	<2	<2
Byproduct 4	--	<2 UJ	<b>3.5 J</b>	<b>4.1 J</b>
Byproduct 5	--	<2 UJ	<2	<2
Byproduct 6	--	<2 UJ	<2	<2
NVHOS	--	<2 UJ	<2 UJ	<2
EVE Acid	--	<2 UJ	<2	<2
Hydro-EVE Acid	--	<2 UJ	<2	<2
R-EVE	--	<2 UJ	<2	<b>2.1 J</b>
PES	--	<2 UJ	<2	<2
PFECA B	--	<2 UJ	<2	<2
PFECA-G	--	<2 UJ	<2	<2
<b>Total Table 3+ Compounds*</b>	--	<b>6.5</b>	<b>13</b>	<b>42</b>
<b>Other PFAS (ng/L)</b>				
10:2 Fluorotelomer sulfonate	--	<2	<2	<2
1H,1H,2H,2H-perfluorodecanesulfonate (8:2 FTS)	--	<20	<20	<20
1H,1H,2H,2H-perfluorohexanesulfonate (4:2 FTS)	--	<20	<20	<20
2-(N-ethyl perfluoro-1-octanesulfonamido)-ethanol	--	<60	<2	<2
2-(N-methyl perfluoro-1-octanesulfonamido)-ethanol	--	<110	<4 UJ	<4
6:2 Fluorotelomer sulfonate	--	<20	<20	<20
ADONA	--	<2.1	<2.1	<2.1
NaDONA	--	<2.1	<2.1	<2.1
N-ethyl perfluorooctane sulfonamidoacetic acid	--	<20	<20	<20
N-ethylperfluoro-1-octanesulfonamide	--	<37	<2	<2
N-methyl perfluoro-1-octanesulfonamide	--	<35	<2	<2
N-methyl perfluorooctane sulfonamidoacetic acid	--	<20	<20	<20
Perfluorobutane Sulfonic Acid	--	<2	<2	<2
Perfluorobutanoic Acid	--	<3.3	<b>14 J</b>	<b>7.1 J</b>
Perfluorodecane Sulfonic Acid	--	<2	<2	<2
Perfluorodecanoic Acid	--	<2	<2	<2
Perfluorododecane sulfonic acid (PFDoS)	--	<2	<2	<2
Perfluorododecanoic Acid	--	<2	<2	<2
Perfluoroheptane sulfonic acid (PFHpS)	--	<2	<2	<2
Perfluoroheptanoic Acid	--	<b>2.4</b>	<b>5.1</b>	<b>9.2</b>
Perfluorohexadecanoic acid (PFHxDA)	--	<2 UJ	<2 UJ	<2 UJ
Perfluorohexane Sulfonic Acid	--	<2	<2	<b>2.6</b>
Perfluorohexanoic Acid	--	<b>3.5</b>	<b>5.2</b>	<b>11</b>
Perfluorononanesulfonic acid	--	<2	<2	<2
Perfluorononanoic Acid	--	<2	<2	<2
Perfluorooctadecanoic acid	--	<2 UJ	<2 UJ	<2 UJ
Perfluorooctane Sulfonamide	--	<2	<2	<2
Perfluoropentane sulfonic acid (PFPeS)	--	<2	<2	<2
Perfluoropentanoic Acid	--	<b>3.6</b>	<b>3.7 J</b>	<b>11</b>
Perfluorotetradecanoic Acid	--	<2	<2	<2
Perfluorotridecanoic Acid	--	<2	<2	<2
Perfluoroundecanoic Acid	--	<2	<2	<2
PFOA	--	<2	<b>2.8</b>	<b>5.4</b>
PFOS	--	<2	<2	6.4
F-53B Major (9Cl-PF3ONS)	--	--	<2	<2
F-53B Minor (11Cl-PF3OUdS)	--	--	<2	<2

**Notes:**

- \* - Total Table 3+ was calculated including J qualified data but not non-detect data. The total Table 3+ sum is rounded to two significant figures.
- Bold** - Analyte detected above associated reporting limit
- EPA - Environmental Protection Agency
- B - Not detected substantially above the level reported in the laboratory or field blanks.
- J - Analyte detected. Reported value may not be accurate or precise
- ND - No Table 3+ compounds were detected above their associated reporting limits.
- ng/L - nanograms per liter
- QA/QC - Quality assurance/ quality control
- SOP - standard operating procedure
- UJ - Analyte not detected. Reporting limit may not be accurate or precise.
- - No data reported
- < - Analyte not detected above associated reporting limit.

**TABLE 5  
ANALYTICAL RESULTS - ALL SAMPLING EVENTS  
Chemours Fayetteville Works, North Carolina**

Location ID	18			
Sampling Event	August 2019		October 2019	December 2019
Field Sample ID	STW-LOC18-082119-3	STW-LOC18-082119-4	STW-LOC18-100919	STW-LOC-18-122019
Date Sampled	8/21/2019	8/21/2019	10/9/2019	12/20/2019
Analytical Laboratory	TestAmerica	TestAmerica	TestAmerica	TestAmerica
QA/QC	--	--	--	--
<b>Table 3+ Lab SOP (ng/L)</b>				
HFPO-DA (EPA Method 537 Mod)	7.6	120	16	12 B
PFMOAA	<5	<5	<5 UJ	<5
PFO2HxA	3.8	20	5.5 J	3.9 J
PFO3OA	<2	5.1	<2	<2
PFO4DA	<2	3.2	<2	<2
PFO5DA	<2	<2	<2 UJ	<2
PMPA	21	64 J	<10 UJ	19 B
PEPA	<20	26	<20	<20
PFESA-BP1	<2	5	<2	<2
PFESA-BP2	<2	6.4	<2	<2
Byproduct 4	2.3 J	53 J	13 J	7.7 J
Byproduct 5	<2	22 J	<2	6.2 J
Byproduct 6	<2	<2	<2	<2
NVHOS	4.4	6.4	<2 UJ	<2 UJ
EVE Acid	<2	<2	<2	<2
Hydro-EVE Acid	<2	2.3	<2	<2
R-EVE	3.2 J	26 J	2.4 J	5.2 J
PES	<2	<2	<2	<2
PFECA B	<2	<2	<2	<2
PFECA-G	<2	<2	<2	<2
<b>Total Table 3+ Compounds*</b>	<b>42</b>	<b>360</b>	<b>37</b>	<b>54</b>
<b>Other PFAS (ng/L)</b>				
10:2 Fluorotelomer sulfonate	<2	<2	<2	<2
1H,1H,2H,2H-perfluorodecanesulfonate (8:2 FTS)	<20	<20	<20	<20
1H,1H,2H,2H-perfluorohexanesulfonate (4:2 FTS)	<20	<20	<20	<49
2-(N-ethyl perfluoro-1-octanesulfonamido)-ethanol	<2	<2	<2	<2
2-(N-methyl perfluoro-1-octanesulfonamido)-ethanol	<4	<4 UJ	<4	<4
6:2 Fluorotelomer sulfonate	<20	<20	<20	<20
ADONA	<2.1	<2.1	<2.1	<2.1
NaDONA	<2.1	<2.1	<2.1	<2.1
N-ethyl perfluorooctane sulfonamidoacetic acid	<20	<20	<20	<20
N-ethylperfluoro-1-octanesulfonamide	<2	<2	<2 UJ	<2
N-methyl perfluoro-1-octanesulfonamide	<2	<2	<2	<2
N-methyl perfluorooctane sulfonamidoacetic acid	<20	<20	<20	<20
Perfluorobutane Sulfonic Acid	<2	<2	<2	<2
Perfluorobutanoic Acid	7.9	12 J	17 J	<3.3
Perfluorodecane Sulfonic Acid	<2	<2	<2	<2
Perfluorodecanoic Acid	<2	<2	<2	<2
Perfluorododecane sulfonic acid (PFDoS)	<2	<2	<2	<2
Perfluorododecanoic Acid	2	<2	<2	<2
Perfluoroheptane sulfonic acid (PFHpS)	<2	<2	<2	<2
Perfluoroheptanoic Acid	8.9	6.3	22	2.8
Perfluorohexadecanoic acid (PFHxDA)	<2 UJ	<2	<2 UJ	<8.3
Perfluorohexane Sulfonic Acid	2.5	<2	5.4	<2
Perfluorohexanoic Acid	12	7.6	29	3.2
Perfluoronanesulfonic acid	<2	<2	<2	<2
Perfluoronanoic Acid	<2	<2	<2	<2
Perfluorooctadecanoic acid	<2 UJ	<2	<2 UJ	<2
Perfluorooctane Sulfonamide	<2	<2	<2	<2
Perfluoropentane sulfonic acid (PFPeS)	<2	<2	<2	<2
Perfluoropentanoic Acid	11	7.3	27 J	3.4
Perfluorotetradecanoic Acid	<2	<2	<2 UJ	<2
Perfluorotridecanoic Acid	<2	<2	<2	<2
Perfluoroundecanoic Acid	<2	<2	<2	<2
PFOA	5.1	4.2	6.7	3.3
PFOS	7.6	4.1	10	2.8
F-53B Major (9Cl-PF3ONS)	<2	<2	<2	<2
F-53B Minor (11Cl-PF3OUDS)	<2	<2	<2	<2

**Notes:**

\* - Total Table 3+ was calculated including J qualified data but not non-detect data. The total Table 3+ sum is rounded to two significant figures.  
**Bold** - Analyte detected above associated reporting limit  
EPA - Environmental Protection Agency  
B - Not detected substantially above the level reported in the laboratory or field blanks.  
J - Analyte detected. Reported value may not be accurate or precise  
ND - No Table 3+ compounds were detected above their associated reporting limits.  
ng/L - nanograms per liter  
QA/QC - Quality assurance/ quality control  
SOP - standard operating procedure  
UJ - Analyte not detected. Reporting limit may not be accurate or precise.  
-- - No data reported  
< - Analyte not detected above associated reporting limit.

**TABLE 5  
ANALYTICAL RESULTS - ALL SAMPLING EVENTS  
Chemours Fayetteville Works, North Carolina**

Location ID	19A				
	April 2019	June 2019	August 2019	October 2019	December 2019
Sampling Event					
Field Sample ID	DSTW-LOC19A-042419	STW-LOC-19A-062719	STW-LOC19A-082119	STW-LOC19A-100919	STW-LOC-19A-122019
Date Sampled	04/24/2019	06/27/2019	8/21/2019	10/9/2019	12/20/2019
Analytical Laboratory	TestAmerica	TestAmerica	TestAmerica	TestAmerica	TestAmerica
QA/QC	--	--	--	--	--
<b>Table 3+ Lab SOP (ng/L)</b>					
HFPO-DA (EPA Method 537 Mod)	<b>30 J</b>	<b>4.5 J</b>	<b>18</b>	<b>7.3</b>	<b>380</b>
PFMOAA	<5 UJ	<5 UJ	<5	<5	<b>16</b>
PFO2HxA	<b>4.8 J</b>	<b>2.6 J</b>	<b>5.1</b>	<b>7.1</b>	<b>35</b>
PFO3OA	<2 UJ	<2 UJ	<2	<2 UJ	<b>9.7</b>
PFO4DA	<2 UJ	<2 UJ	<2	<2 UJ	<b>4 J</b>
PFO5DA	<2 UJ	<2 UJ	<2	<2 UJ	<2
PMPA	<b>27 J</b>	<10 UJ	<b>21</b>	<b>19</b>	<b>340</b>
PEPA	<20 UJ	<20 UJ	<20	<20	<b>180</b>
PFESA-BP1	<2 UJ	<2 UJ	<b>4.5</b>	<2	<2
PFESA-BP2	<2 UJ	<2 UJ	<2	<2	<2
Byproduct 4	<2 UJ	<2 UJ	<2 UJ	<2 UJ	<2
Byproduct 5	<2 UJ	<2 UJ	<2	<2 UJ	<b>11 J</b>
Byproduct 6	<2 UJ	<2 UJ	<2	<2	<2
NVHOS	<2 UJ	<2 UJ	<2	<b>2.1</b>	<b>2.2</b>
EVE Acid	<2 UJ	<2 UJ	<2	<2	<2
Hydro-EVE Acid	<2 UJ	<2 UJ	<2	<2	<b>2.4</b>
R-EVE	<2 UJ	<2 UJ	<2	<2 UJ	<b>4.1</b>
PES	<2 UJ	<2 UJ	<2	<2	<2
PFECA B	<2 UJ	<2 UJ	<2	<2	<2
PFECA-G	<2 UJ	<2 UJ	<2 UJ	<2 UJ	<2 UJ
<b>Total Table 3+ Compounds*</b>	<b>62</b>	<b>7.1</b>	<b>49</b>	<b>36</b>	<b>980</b>
<b>Other PFAS (ng/L)</b>					
10:2 Fluorotelomer sulfonate	<2.0	<2	<2	<2	<2
1H,1H,2H,2H-perfluorodecanesulfonate (8:2 FTS)	<20	<20	<20	<20	<20
1H,1H,2H,2H-perfluorohexanesulfonate (4:2 FTS)	<20	<20	<20	<20	<20
2-(N-ethyl perfluoro-1-octanesulfonamido)-ethanol	<60	<60	<2	<2	<2
2-(N-methyl perfluoro-1-octanesulfonamido)-ethanol	<110	<110	<4	<4	<4
6:2 Fluorotelomer sulfonate	<20 UJ	<20 UJ	<20	<20	<20
ADONA	<2.1 UJ	<2.1 UJ	<2.1	<2.1	<2.1
NaDONA	<2.1 UJ	<2.1 UJ	<2.1	<2.1	<2.1
N-ethyl perfluorooctane sulfonamidoacetic acid	<20	<20	<20	<20	<20
N-ethylperfluoro-1-octanesulfonamide	<37 UJ	<37	<2	<2	<2
N-methyl perfluoro-1-octanesulfonamide	<35 UJ	<35	<2	<2	<2
N-methyl perfluorooctane sulfonamidoacetic acid	<20	<20	<20	<20	<20
Perfluorobutane Sulfonic Acid	<2.0 UJ	<2	<2	<2	<2
Perfluorobutanoic Acid	<b>4.3 J</b>	<b>2.4 J</b>	<b>2.9</b>	<b>6</b>	<b>3.2</b>
Perfluorodecane Sulfonic Acid	<2.0 UJ	<2	<2	<2	<2
Perfluorodecanoic Acid	<2.0 UJ	<2	<2	<2	<2
Perfluorododecane sulfonic acid (PFDoS)	<2.0 UJ	<2	<2	<2	<2
Perfluorododecanoic Acid	<2.0 UJ	<2	<2	<2	<2
Perfluoroheptane sulfonic acid (PFHpS)	<2.0 UJ	<2	<2	<2	<2
Perfluoroheptanoic Acid	<2.0 UJ	<b>3.3 J</b>	<b>5.1</b>	<b>9.5</b>	<b>3.5</b>
Perfluorohexadecanoic acid (PFHxDA)	<2.0 UJ	<2 UJ	<2 UJ	<2 UJ	<2
Perfluorohexane Sulfonic Acid	<2.0 UJ	<2	<2	<2	<2
Perfluorohexanoic Acid	<2.0 UJ	<b>6.1 J</b>	<b>6.8</b>	<b>15</b>	<b>7.8</b>
Perfluorononanesulfonic acid	<2.0 UJ	<2	<2	<2	<2
Perfluorononanoic Acid	<2.0 UJ	<2	<2	<2	<b>3.1 B</b>
Perfluorooctadecanoic acid	<2.0 UJ	<2 UJ	<2 UJ	<2 UJ	<2
Perfluorooctane Sulfonamide	<2.0 UJ	<2	<2	<2	<2
Perfluoropentane sulfonic acid (PFPeS)	<2.0 UJ	<2	<2	<2	<2
Perfluoropentanoic Acid	<b>2.6 J</b>	<b>5.3</b>	<b>7.1</b>	<b>15</b>	<b>6.3</b>
Perfluorotetradecanoic Acid	<2.0 UJ	<2 UJ	<2	<2 UJ	<2
Perfluorotridecanoic Acid	<2.0 UJ	<2	<2	<2	<b>46 B</b>
Perfluoroundecanoic Acid	<2.0 UJ	<2	<2	<2	<b>15 B</b>
PFOA	<b>2.6 J</b>	<b>3.1 J</b>	<b>3.7</b>	<b>3.3</b>	<b>14</b>
PFOS	<2.0 UJ	<2	2.4	<b>2.5</b>	<2
F-53B Major (9Cl-PF3ONS)	--	--	<2	<2	<2
F-53B Minor (11Cl-PF3OUDS)	--	--	<2	<2	<2

**Notes:**

\* - Total Table 3+ was calculated including J qualified data but not non-detect data. The total Table 3+ sum is rounded to two significant figures.  
**Bold** - Analyte detected above associated reporting limit  
EPA - Environmental Protection Agency  
B - Not detected substantially above the level reported in the laboratory or field blanks.  
J - Analyte detected. Reported value may not be accurate or precise  
ND - No Table 3+ compounds were detected above their associated reporting limits.  
ng/L - nanograms per liter  
QA/QC - Quality assurance/ quality control  
SOP - standard operating procedure  
UJ - Analyte not detected. Reporting limit may not be accurate or precise.  
-- - No data reported  
< - Analyte not detected above associated reporting limit.



**TABLE 5  
ANALYTICAL RESULTS - ALL SAMPLING EVENTS  
Chemours Fayetteville Works, North Carolina**

Location ID	19B				
	April 2019	June 2019	August 2019	October 2019	December 2019
Sampling Event					
Field Sample ID	DSTW-LOC19B-042419	STW-LOC-19B-062719	STW-LOC19B-082119	STW-LOC19B-100919	STW-LOC-19B-122019
Date Sampled	04/24/2019	06/27/2019	8/21/2019	10/9/2019	12/20/2019
Analytical Laboratory	TestAmerica	TestAmerica	TestAmerica	TestAmerica	TestAmerica
QA/QC	--	--	--	--	--
<b>Table 3+ Lab SOP (ng/L)</b>					
HFPO-DA (EPA Method 537 Mod)	<b>22</b>	<b>9.6</b>	<b>26</b>	<b>5.9</b>	<b>22 B</b>
PFMOAA	<5 UJ	<5 UJ	<5	<5	<b>5.6</b>
PFO2HxA	<b>9.8 J</b>	<b>3.1 J</b>	<b>5.3</b>	<b>3.9</b>	<b>4.3</b>
PFO3OA	<2 UJ	<2 UJ	<2	<2	<2
PFO4DA	<2 UJ	<2 UJ	<2	<2 UJ	<2
PFO5DA	<2 UJ	<2 UJ	<2	<2 UJ	<2
PMPA	<b>39 J</b>	<10 UJ	<b>26</b>	<b>12</b>	<b>35 B</b>
PEPA	<20 UJ	<20 UJ	<20	<20	<20
PFESA-BP1	<2 UJ	<2 UJ	<b>5</b>	<2	<2
PFESA-BP2	<2 UJ	<b>21 J</b>	<b>2.6</b>	<b>2.2</b>	<2
Byproduct 4	<b>6.5 J</b>	<2 UJ	<2	<2 UJ	<2
Byproduct 5	<b>3.5 J</b>	<2 UJ	<2	<2	<b>2.2</b>
Byproduct 6	<2 UJ	<2 UJ	<2	<2	<2
NVHOS	<2 UJ	<2 UJ	<b>3</b>	<b>3.2</b>	<2
EVE Acid	<2 UJ	<2 UJ	<2	<2	<2
Hydro-EVE Acid	<2 UJ	<2 UJ	<2	<2	<2
R-EVE	<b>5.3 J</b>	<2 UJ	<2	<2	<2
PES	<2 UJ	<2 UJ	<2	<2	<2
PFECA B	<2 UJ	<2 UJ	<2	<2	<2
PFECA-G	<2 UJ	<2 UJ	<2 UJ	<2 UJ	<2 UJ
<b>Total Table 3+ Compounds*</b>	<b>86</b>	<b>34</b>	<b>68</b>	<b>27</b>	<b>69</b>
<b>Other PFAS (ng/L)</b>					
10:2 Fluorotelomer sulfonate	<2.0	<2	<2	<2	<2
1H,1H,2H,2H-perfluorodecanesulfonate (8:2 FTS)	<20	<20	<20	<20	<20
1H,1H,2H,2H-perfluorohexanesulfonate (4:2 FTS)	<20	<20	<20	<20	<20
2-(N-ethyl perfluoro-1-octanesulfonamido)-ethanol	<60	<60	<2	<2	<2
2-(N-methyl perfluoro-1-octanesulfonamido)-ethanol	<110	<110	<4	<4	<4
6:2 Fluorotelomer sulfonate	<20	<20	<20	<20	<20
ADONA	<2.1	<2.1	<2.1	<2.1	<2.1
NaDONA	<2.1	<2.1	<2.1	<2.1	<2.1
N-ethyl perfluorooctane sulfonamidoacetic acid	<20	<20	<20	<20	<20
N-ethylperfluoro-1-octanesulfonamide	<37 UJ	<37	<2	<2	<2
N-methyl perfluoro-1-octanesulfonamide	<35 UJ	<35	<2	<2	<2
N-methyl perfluorooctane sulfonamidoacetic acid	<20	<20	<20	<20	<20
Perfluorobutane Sulfonic Acid	<2.0	<2	<2	<b>2.3</b>	<2
Perfluorobutanoic Acid	<b>4.4</b>	<b>3</b>	<b>4.6</b>	<b>7.2</b>	<b>2.2</b>
Perfluorodecane Sulfonic Acid	<2.0	<2	<2	<2	<2
Perfluorodecanoic Acid	<2.0	<2	<2	<2	<2
Perfluorododecane sulfonic acid (PFDoS)	<2.0	<2	<2	<2	<2
Perfluorododecanoic Acid	<2.0	<2	<2	<2	<2
Perfluoroheptane sulfonic acid (PFHpS)	<2.0	<2	<2	<2	<2
Perfluoroheptanoic Acid	<b>2.2</b>	<b>4</b>	<b>7.9</b>	<b>12</b>	<b>2.7</b>
Perfluorohexadecanoic acid (PFHxDA)	<2.0	<2 UJ	<2 UJ	<b>6.2 J</b>	<2 UJ
Perfluorohexane Sulfonic Acid	<2.0	<2	<2	<b>2.3</b>	<2
Perfluorohexanoic Acid	<b>3.4</b>	<b>6.8</b>	<b>11</b>	<b>18</b>	<b>5.2</b>
Perfluorononanesulfonic acid	<2.0	<2	<2	<2	<2
Perfluorononanoic Acid	<2.0	<2	<2	<2	<2
Perfluorooctadecanoic acid	<2.0	<2 UJ	<2 UJ	<2 UJ	<2 UJ
Perfluorooctane Sulfonamide	<2.0	<2	<2	<2	<2
Perfluoropentane sulfonic acid (PFPeS)	<2.0	<2	<2	<2	<2
Perfluoropentanoic Acid	<b>3.6</b>	<b>6</b>	<b>11</b>	<b>18</b>	<b>3.9</b>
Perfluorotetradecanoic Acid	<2.0	<2	<2	<2	<2
Perfluorotridecanoic Acid	<2.0	<2	<2	<2	<2
Perfluoroundecanoic Acid	<2.0	<2	<2	<2	<2
PFOA	<b>4.9</b>	<b>3.1</b>	<b>30</b>	<b>4.4</b>	<2
PFOS	<b>3.2</b>	<b>2.2</b>	2.1	<b>3.4</b>	<b>2.4</b>
F-53B Major (9Cl-PF3ONS)	--	--	<2	<2	<2
F-53B Minor (11Cl-PF3OUdS)	--	--	<2	<2	<2

**Notes:**

\* - Total Table 3+ was calculated including J qualified data but not non-detect data. The total Table 3+ sum is rounded to two significant figures.  
**Bold** - Analyte detected above associated reporting limit  
EPA - Environmental Protection Agency  
B - Not detected substantially above the level reported in the laboratory or field blanks.  
J - Analyte detected. Reported value may not be accurate or precise  
ND - No Table 3+ compounds were detected above their associated reporting limits.  
ng/L - nanograms per liter  
QA/QC - Quality assurance/ quality control  
SOP - standard operating procedure  
UJ - Analyte not detected. Reporting limit may not be accurate or precise.  
-- - No data reported  
< - Analyte not detected above associated reporting limit.

**TABLE 5  
ANALYTICAL RESULTS - ALL SAMPLING EVENTS  
Chemours Fayetteville Works, North Carolina**

Location ID	20					
	Sampling Event	April 2019		June 2019	August 2019	
Field Sample ID	DSTW-LOC20-042419	DSTW-LOC20-042419-D	STW-LOC20-062819	STW-LOC20-082219	STW-LOC20-082219-D	
Date Sampled	04/24/2019	04/24/2019	06/28/2019	8/22/2019	8/22/2019	
Analytical Laboratory	TestAmerica	TestAmerica	TestAmerica	TestAmerica	TestAmerica	
QA/QC	--	Field Duplicate	--	--	Field Duplicate	
<b>Table 3+ Lab SOP (ng/L)</b>						
HFPO-DA (EPA Method 537 Mod)	<b>61</b>	<b>63</b>	<b>50</b>	<b>49 J</b>	<b>71 J</b>	
PFMOAA	<b>53 J</b>	<b>56 J</b>	<b>48</b>	<b>650 J</b>	<b>630</b>	
PFO2HxA	<b>30 J</b>	<b>31 J</b>	<b>28</b>	<b>210 J</b>	<b>210</b>	
PFO3OA	<b>6.9 J</b>	<b>6.7 J</b>	<b>9.3</b>	<b>71</b>	<b>71</b>	
PFO4DA	<b>3.7 J</b>	<b>3.5 J</b>	<b>8.7</b>	<b>44</b>	<b>46</b>	
PFO5DA	<2 UJ	<2 UJ	<b>20</b>	<b>19</b>	<b>22</b>	
PMPA	<b>37 J</b>	<b>35 J</b>	<b>30</b>	<b>39</b>	<b>46</b>	
PEPA	<20 UJ	<20 UJ	<20	<20	<20	
PFESA-BP1	<b>5.3 J</b>	<b>5.5 J</b>	<b>260</b>	<b>39</b>	<b>40</b>	
PFESA-BP2	<b>7.8 J</b>	<b>7.9 J</b>	<b>110</b>	<b>70</b>	<b>67</b>	
Byproduct 4	<b>28 J</b>	<b>27 J</b>	<b>69 J</b>	<b>63 J</b>	<b>74 J</b>	
Byproduct 5	<b>68 J</b>	<b>68 J</b>	<b>390 J</b>	<b>540 J</b>	<b>640 J</b>	
Byproduct 6	<2 UJ	<2 UJ	<b>2</b>	<2	<2	
NVHOS	<b>2.9 J</b>	<b>2.4 J</b>	<b>14</b>	<b>28</b>	<b>28</b>	
EVE Acid	<b>2 J</b>	<2 UJ	<b>7.3</b>	<b>8.6</b>	<b>8.3</b>	
Hydro-EVE Acid	<2 UJ	<2 UJ	<2	<b>6.4</b>	<b>6.3</b>	
R-EVE	<b>6.6 J</b>	<b>7.8 J</b>	<b>12 J</b>	<b>11 J</b>	<b>12 J</b>	
PES	<2 UJ	<2 UJ	<2	<2	<2	
PFECA B	<2 UJ	<2 UJ	<2	<2	<2	
PFECA-G	<2 UJ	<2 UJ	<2	<2	<2	
<b>Total Table 3+ Compounds*</b>	<b>310</b>	<b>310</b>	<b>1,100</b>	<b>1,800</b>	<b>2,000</b>	
<b>Other PFAS (ng/L)</b>						
10:2 Fluorotelomer sulfonate	<2.0	<2.0	<2	<2	<2	
1H,1H,2H,2H-perfluorodecanesulfonate (8:2 FTS)	<20	<20	<20	<20	<20	
1H,1H,2H,2H-perfluorohexanesulfonate (4:2 FTS)	<20	<20	<20	<20	<20	
2-(N-ethyl perfluoro-1-octanesulfonamido)-ethanol	<60	<60	<2	<2	<2	
2-(N-methyl perfluoro-1-octanesulfonamido)-ethanol	<110	<110	<2	<4	<4	
6:2 Fluorotelomer sulfonate	<20	<20	<20	<20	<20	
ADONA	<2.1	<2.1	<2.1	<2.1	<2.1	
NaDONA	<2.1	<2.1	<2.1	<2.1	<2.1	
N-ethyl perfluorooctane sulfonamidoacetic acid	<20	<20	<20	<20	<20	
N-ethylperfluoro-1-octanesulfonamide	<37	<37	<2	<2	<2	
N-methyl perfluoro-1-octanesulfonamide	<35	<35	<2	<2	<2	
N-methyl perfluorooctane sulfonamidoacetic acid	<20	<20	<20	<20	<20	
Perfluorobutane Sulfonic Acid	<b>2.2</b>	<b>2.2</b>	<b>3.8</b>	<b>4.2</b>	<b>4.2</b>	
Perfluorobutanoic Acid	<b>6.5</b>	<b>5.9</b>	<b>8.8</b>	<b>10</b>	<b>10</b>	
Perfluorodecane Sulfonic Acid	<2.0	<2.0	<2	<2	<2	
Perfluorodecanoic Acid	<2.0	<2.0	<2	<2	<2	
Perfluorododecane sulfonic acid (PFDoS)	<2.0	<2.0	<2	<2	<2	
Perfluorododecanoic Acid	<2.0	<2.0	<2	<2	<2	
Perfluoroheptane sulfonic acid (PFHpS)	<2.0	<2.0	<2	<2	<2	
Perfluoroheptanoic Acid	<b>7.1</b>	<b>7</b>	<b>15</b>	<b>20</b>	<b>20</b>	
Perfluorohexadecanoic acid (PFHxDA)	<2.0	<2.0	<2	<2	<2	
Perfluorohexane Sulfonic Acid	<b>3.5</b>	<b>3.5</b>	<b>5.8</b>	<b>5.9</b>	<b>6.3</b>	
Perfluorohexanoic Acid	<b>7.8</b>	<b>7.7</b>	<b>23</b>	<b>26</b>	<b>27</b>	
Perfluorononanesulfonic acid	<2.0	<2.0	<2	<2	<2	
Perfluorononanoic Acid	<2.0	<2.0	<2	<2	<2	
Perfluorooctadecanoic acid	<2.0 UJ	<2.0	<2	<2	<2	
Perfluorooctane Sulfonamide	<2.0	<2.0	<2	<2	<2	
Perfluoropentane sulfonic acid (PFPeS)	<2.0	<2.0	<2	<2	<2	
Perfluoropentanoic Acid	<b>6.7</b>	<b>7.6</b>	<b>17</b>	<b>27</b>	<b>26</b>	
Perfluorotetradecanoic Acid	<2.0	<2.0	<2	<2	<2	
Perfluorotridecanoic Acid	<2.0	<2.0	<2	<2	<2	
Perfluoroundecanoic Acid	<2.0	<2.0	<2	<2	<2	
PFOA	<b>8.7</b>	<b>8.5</b>	<b>9.3</b>	<b>10</b>	<b>9.5</b>	
PFOS	<b>13</b>	<b>13</b>	<b>15</b>	<b>14</b>	<b>14</b>	
F-53B Major (9Cl-PF3ONS)	--	--	--	<2	<2	
F-53B Minor (11Cl-PF3OUDS)	--	--	--	<2	<2	

**Notes:**

\* - Total Table 3+ was calculated including J qualified data but not non-detect data. The total Table 3+ sum is rounded to two significant figures.

**Bold** - Analyte detected above associated reporting limit

EPA - Environmental Protection Agency

B - Not detected substantially above the level reported in the laboratory or field blanks.

J - Analyte detected. Reported value may not be accurate or precise

ND - No Table 3+ compounds were detected above their associated reporting limits.

ng/L - nanograms per liter

QA/QC - Quality assurance/ quality control

SOP - standard operating procedure

UJ - Analyte not detected. Reporting limit may not be accurate or precise.

-- - No data reported

< - Analyte not detected above associated reporting limit.

**TABLE 5  
ANALYTICAL RESULTS - ALL SAMPLING EVENTS  
Chemours Fayetteville Works, North Carolina**

Location ID	20			
	October 2019		December 2019	
Sampling Event	STW-LOC20-101019	STW-LOC20-100919-D	STW-LOC-20-122019	STW-LOC-20-122019-D
Field Sample ID				
Date Sampled	10/10/2019	10/10/2019	12/20/2019	12/20/2019
Analytical Laboratory	TestAmerica	TestAmerica	TestAmerica	TestAmerica
QA/QC	--	Field Duplicate	--	Field Duplicate
<b>Table 3+ Lab SOP (ng/L)</b>				
HFPO-DA (EPA Method 537 Mod)	<b>30 J</b>	<b>34</b>	<b>42</b>	<b>47</b>
PFMOAA	<b>24 J</b>	<b>21 J</b>	<b>22</b>	<b>20</b>
PFO2HxA	<b>18</b>	<b>19</b>	<b>11</b>	<b>11</b>
PFO3OA	<b>5.7</b>	<b>5.7</b>	<b>2.7</b>	<b>2.8</b>
PFO4DA	<b>4.3</b>	<b>4.6</b>	<2	<2
PFO5DA	<b>7.6 J</b>	<b>7.3 J</b>	<b>2.2</b>	<2
PMPA	<b>34</b>	<b>27</b>	<b>33 B</b>	<b>32 B</b>
PEPA	<20	<20	<20	<20
PFESA-BP1	<b>17</b>	<b>16</b>	<b>5.3</b>	<b>5.5</b>
PFESA-BP2	<b>46</b>	<b>41</b>	<b>2.2</b>	<b>2.1</b>
Byproduct 4	<b>31 J</b>	<b>18 J</b>	<b>7.7 J</b>	<b>6.3 J</b>
Byproduct 5	<b>190 J</b>	<b>160 J</b>	<b>49 J</b>	<b>44 J</b>
Byproduct 6	<2	<2	<2	<2
NVHOS	<b>13 J</b>	<b>8.7 J</b>	<b>2.4</b>	<b>2.2</b>
EVE Acid	<b>3.8</b>	<b>3.3</b>	<2	<2
Hydro-EVE Acid	<2	<2	<2	<2
R-EVE	<b>6.9 J</b>	<b>5.4 J</b>	<b>4 J</b>	<b>3.3 J</b>
PES	<2	<2	<2	<2
PFECA B	<2	<2	<2	<2
PFECA-G	<2	<2	<2	<2
<b>Total Table 3+ Compounds*</b>	<b>430</b>	<b>370</b>	<b>180</b>	<b>180</b>
<b>Other PFAS (ng/L)</b>				
10:2 Fluorotelomer sulfonate	<2	<2	<2	<2
1H,1H,2H,2H-perfluorodecanesulfonate (8:2 FTS)	<20	<20	<20	<20
1H,1H,2H,2H-perfluorohexanesulfonate (4:2 FTS)	<20	<20	<20	<20
2-(N-ethyl perfluoro-1-octanesulfonamido)-ethanol	<2	<2	<2	<2
2-(N-methyl perfluoro-1-octanesulfonamido)-ethanol	<4	<4	<4	<4
6:2 Fluorotelomer sulfonate	<20	<20	<20	<20
ADONA	<2.1	<2.1	<2.1	<2.1
NaDONA	<2.1	<2.1	<2.1	<2.1
N-ethyl perfluorooctane sulfonamidoacetic acid	<20	<20	<20	<20
N-ethylperfluoro-1-octanesulfonamide	<2	<2	<2	<2
N-methyl perfluoro-1-octanesulfonamide	<2	<2	<2	<2
N-methyl perfluorooctane sulfonamidoacetic acid	<20	<20	<20	<20
Perfluorobutane Sulfonic Acid	<b>6.3</b>	<b>6.2</b>	<b>3</b>	<b>3</b>
Perfluorobutanoic Acid	<b>19</b>	<b>24</b>	<b>5.4</b>	<b>4.5</b>
Perfluorodecane Sulfonic Acid	<2	<2	<2	<2
Perfluorodecanoic Acid	<2 UJ	<b>19 J</b>	<2	<2
Perfluorododecane sulfonic acid (PFDoS)	<2	<2	<2	<2
Perfluorododecanoic Acid	<2	<b>3</b>	<2	<2
Perfluoroheptane sulfonic acid (PFHpS)	<2	<2	<2	<2
Perfluoroheptanoic Acid	<b>34 J</b>	<b>100 J</b>	<b>8.8</b>	<b>8.8</b>
Perfluorohexadecanoic acid (PFHxDA)	<2	<2	<2	<2
Perfluorohexane Sulfonic Acid	<b>8.6</b>	<b>8.7</b>	<b>3.2</b>	<b>3.4</b>
Perfluorohexanoic Acid	<b>48 J</b>	<b>92 J</b>	<b>15</b>	<b>15</b>
Perfluorononanesulfonic acid	<2	<2	<2	<2
Perfluorononanoic Acid	<2 UJ	<b>40 J</b>	<2	<2
Perfluorooctadecanoic acid	<2	<2	<2 UJ	<2
Perfluorooctane Sulfonamide	<2	<2	<2	<2
Perfluoropentane sulfonic acid (PFPeS)	<2	<2	<2	<2
Perfluoropentanoic Acid	<b>47</b>	<b>65</b>	<b>11</b>	<b>11</b>
Perfluorotetradecanoic Acid	<2	<2	<2	<2
Perfluorotridecanoic Acid	<2	<2	<2	<2
Perfluoroundecanoic Acid	<2	<b>8.3</b>	<2	<2
PFOA	<b>11 J</b>	<b>50 J</b>	<b>5.7</b>	<b>5.9</b>
PFOS	<b>15</b>	<b>14</b>	<b>7.9</b>	<b>8</b>
F-53B Major (9Cl-PF3ONS)	<2	<2	<2	<2
F-53B Minor (11Cl-PF3OUDS)	<2	<2	<2	<2

**Notes:**

\* - Total Table 3+ was calculated including J qualified data but not non-detect data. The total Table 3+ sum is rounded to two significant figures.  
**Bold** - Analyte detected above associated reporting limit  
EPA - Environmental Protection Agency  
B - Not detected substantially above the level reported in the laboratory or field blanks.  
J - Analyte detected. Reported value may not be accurate or precise  
ND - No Table 3+ compounds were detected above their associated reporting limits.  
ng/L - nanograms per liter  
QA/QC - Quality assurance/ quality control  
SOP - standard operating procedure  
UJ - Analyte not detected. Reporting limit may not be accurate or precise.  
-- - No data reported  
< - Analyte not detected above associated reporting limit.

**TABLE 5  
ANALYTICAL RESULTS - ALL SAMPLING EVENTS  
Chemours Fayetteville Works, North Carolina**

Location ID	21A				
	April 2019	June 2019	August 2019	October 2019	December 2019
Sampling Event					
Field Sample ID	DSTW-LOC21A-042419	STW-LOC-21A-062719	STW-LOC21A-082119	STW-LOC21A-100919	STW-LOC-21A-122019
Date Sampled	04/24/2019	06/27/2019	8/21/2019	10/9/2019	12/20/2019
Analytical Laboratory	TestAmerica	TestAmerica	TestAmerica	TestAmerica	TestAmerica
QA/QC	--	--	--	--	--
<b>Table 3+ Lab SOP (ng/L)</b>					
HFPO-DA (EPA Method 537 Mod)	<b>33</b>	<b>40</b>	<b>57</b>	<b>97</b>	<b>43</b>
PFMOAA	<b>11 J</b>	<b>12 J</b>	<b>9.5 J</b>	<b>11 J</b>	<b>21</b>
PFO2HxA	<b>16 J</b>	<b>15 J</b>	<b>13</b>	<b>28</b>	<b>16</b>
PFO3OA	<b>2.9 J</b>	<b>2.9 J</b>	<b>2.4</b>	<b>12</b>	<b>2.6</b>
PFO4DA	<b>2 J</b>	<2 UJ	<2	<b>9.6</b>	<2
PFO5DA	<2 UJ	<2 UJ	<b>2.2</b>	<b>6.6</b>	<b>2.5</b>
PMPA	<b>43 J</b>	<b>33 J</b>	<b>53</b>	<b>71</b>	<b>54 B</b>
PEPA	<20 UJ	<20 UJ	<20	<b>25</b>	<b>23</b>
PFESA-BP1	<b>2.1 J</b>	<b>9.7 J</b>	<b>12</b>	<b>7.7</b>	<b>2.7</b>
PFESA-BP2	<2 UJ	<b>2.2 J</b>	<b>4.9</b>	<b>4.3</b>	<2
Byproduct 4	<b>4.2 J</b>	<b>19 J</b>	<b>31 J</b>	<b>32 J</b>	<b>7.3 J</b>
Byproduct 5	<b>4.1 J</b>	<b>11 J</b>	<b>25 J</b>	<b>17 J</b>	<b>12 J</b>
Byproduct 6	<2 UJ	<2 UJ	<2	<2	<2
NVHOS	<2 UJ	<b>2.5 J</b>	<b>33</b>	<b>8.4</b>	<b>2.1</b>
EVE Acid	<2 UJ	<2 UJ	<2	<b>7.4</b>	<2
Hydro-EVE Acid	<2 UJ	<2 UJ	<b>3.8</b>	<b>3.9</b>	<2
R-EVE	<b>3.4 J</b>	<b>4.1 J</b>	<b>34 J</b>	<b>19 J</b>	<b>5 J</b>
PES	<2 UJ	<2 UJ	<2	<2	<2
PFECA B	<2 UJ	<2 UJ	<2	<2	<2
PFECA-G	<2 UJ	<2 UJ	<2	<2	<2
<b>Total Table 3+ Compounds*</b>	<b>120</b>	<b>150</b>	<b>280</b>	<b>360</b>	<b>190</b>
<b>Other PFAS (ng/L)</b>					
10:2 Fluorotelomer sulfonate	<2.0	<2	<2	<2	<2
1H,1H,2H,2H-perfluorodecanesulfonate (8:2 FTS)	<20	<20	<20	<20	<20
1H,1H,2H,2H-perfluorohexanesulfonate (4:2 FTS)	<20	<20	<20	<20	<20
2-(N-ethyl perfluoro-1-octanesulfonamido)-ethanol	<60	<60	<2	<2	<2
2-(N-methyl perfluoro-1-octanesulfonamido)-ethanol	<110	<110	<4	<4	<4
6:2 Fluorotelomer sulfonate	<20	<20	<20	<20	<20
ADONA	<2.1	<2.1	<2.1	<2.1	<2.1
NaDONA	<2.1	<2.1	<2.1	<2.1	<2.1
N-ethyl perfluorooctane sulfonamidoacetic acid	<20	<20	<20	<20	<20
N-ethylperfluoro-1-octanesulfonamide	<37 UJ	<37	<2	<2	<2
N-methyl perfluoro-1-octanesulfonamide	<35 UJ	<35	<2	<2	<2
N-methyl perfluorooctane sulfonamidoacetic acid	<20	<20	<20	<20	<20
Perfluorobutane Sulfonic Acid	<b>2</b>	<b>4</b>	<b>4.5</b>	<b>6.8</b>	<b>2.4</b>
Perfluorobutanoic Acid	<b>5</b>	<b>9.8</b>	<b>12</b>	<b>17</b>	<b>5</b>
Perfluorodecane Sulfonic Acid	<2.0	<2	<2	<2	<2
Perfluorodecanoic Acid	<2.0	<2	<2	<2	<2
Perfluorododecane sulfonic acid (PFDoS)	<2.0	<2	<2	<2	<2
Perfluorododecanoic Acid	<2.0	<2	<2	<2	<2
Perfluoroheptane sulfonic acid (PFHpS)	<2.0	<2	<2	<2	<2
Perfluoroheptanoic Acid	<b>3</b>	<b>14</b>	<b>23</b>	<b>31</b>	<b>6.2</b>
Perfluorohexadecanoic acid (PFHxDA)	<2.0	<2	<2	<2	<2
Perfluorohexane Sulfonic Acid	<b>3</b>	<b>6.2</b>	<b>6</b>	<b>9.8</b>	<b>3.3</b>
Perfluorohexanoic Acid	<b>4.4</b>	<b>23</b>	<b>29</b>	<b>41</b>	<b>10</b>
Perfluorononanesulfonic acid	<2.0	<2	<2	<2	<2
Perfluorononanoic Acid	<2.0	<2	<2	<b>2</b>	<2
Perfluorooctadecanoic acid	<2.0	<2	<2	<2	<2
Perfluorooctane Sulfonamide	<2.0	<2	<2	<2	<2
Perfluoropentane sulfonic acid (PFPeS)	<2.0	<2	<2	<2	<2
Perfluoropentanoic Acid	<b>4.8</b>	<b>21</b>	<b>30</b>	<b>40</b>	<b>8.8</b>
Perfluorotetradecanoic Acid	<2.0	<2	<2	<2	<2
Perfluorotridecanoic Acid	<2.0	<2	<2	<2	<2
Perfluoroundecanoic Acid	<2.0	<2	<2	<2	<2
PFOA	<b>5.6</b>	<b>9.8</b>	<b>10</b>	<b>12</b>	<b>4</b>
PFOS	<b>9.1</b>	<b>14</b>	<b>16</b>	<b>23</b>	<b>9.4</b>
F-53B Major (9Cl-PF3ONS)	--	--	<2	<2	<2
F-53B Minor (11Cl-PF3OUDS)	--	--	<2	<2	<2

**Notes:**

- \* - Total Table 3+ was calculated including J qualified data but not non-detect data. The total Table 3+ sum is rounded to two significant figures.
- Bold** - Analyte detected above associated reporting limit
- EPA - Environmental Protection Agency
- B - Not detected substantially above the level reported in the laboratory or field blanks.
- J - Analyte detected. Reported value may not be accurate or precise
- ND - No Table 3+ compounds were detected above their associated reporting limits.
- ng/L - nanograms per liter
- QA/QC - Quality assurance/ quality control
- SOP - standard operating procedure
- UJ - Analyte not detected. Reporting limit may not be accurate or precise.
- - No data reported
- < - Analyte not detected above associated reporting limit.

**TABLE 5**  
**ANALYTICAL RESULTS - ALL SAMPLING EVENTS**  
**Chemours Fayetteville Works, North Carolina**

Location ID	22		
Sampling Event	April 2019	June 2019	August 2019
Field Sample ID	DSTW-LOC22-042419	STW-LOC-22-062719	STW-LOC22-082119
Date Sampled	04/24/2019	06/27/2019	8/21/2019
Analytical Laboratory	TestAmerica	TestAmerica	TestAmerica
QA/QC	--	--	--
<b>Table 3+ Lab SOP (ng/L)</b>			
HFPO-DA (EPA Method 537 Mod)	<b>170</b>	<b>130 J</b>	<b>140</b>
PFMOAA	<5 UJ	<b>220 J</b>	<b>36 J</b>
PFO2HxA	<2 UJ	<b>540 J</b>	<b>45 J</b>
PFO3OA	<b>3 J</b>	<b>27 J</b>	<b>5.5</b>
PFO4DA	<b>5.3 J</b>	<b>32 J</b>	<b>6.5</b>
PFO5DA	<2 UJ	<6.7 UJ	<b>3.8 J</b>
PMPA	<b>67 J</b>	<b>1,500 J</b>	<b>20 J</b>
PEPA	<20 UJ	<b>210 J</b>	<20
PFESA-BP1	<b>2 J</b>	<b>180 J</b>	<b>47</b>
PFESA-BP2	<b>18 J</b>	<b>150 J</b>	<b>54</b>
Byproduct 4	<b>160 J</b>	<b>500 J</b>	<b>59 J</b>
Byproduct 5	<b>170 J</b>	<b>13,000 J</b>	<b>770 J</b>
Byproduct 6	<2 UJ	<b>23 J</b>	<2
NVHOS	<b>11 J</b>	<b>65 J</b>	<b>13 J</b>
EVE Acid	<2 UJ	<4.9 UJ	<2
Hydro-EVE Acid	<b>2.1 J</b>	<5.6 UJ	<b>3.9</b>
R-EVE	<b>5.2 J</b>	<b>54 J</b>	<b>7.5 J</b>
PES	<2 UJ	<9.2 UJ	<2
PFECA B	<2 UJ	<12 UJ	<2
PFECA-G	<2 UJ	<8.2 UJ	<2 UJ
<b>Total Table 3+ Compounds*</b>	<b>610</b>	<b>17,000</b>	<b>1,200</b>
<b>Other PFAS (ng/L)</b>			
10:2 Fluorotelomer sulfonate	<2.0	<2	<2
1H,1H,2H,2H-perfluorodecanesulfonate (8:2 FTS)	<52	<20	<20
1H,1H,2H,2H-perfluorohexanesulfonate (4:2 FTS)	<20	<20	<20
2-(N-ethyl perfluoro-1-octanesulfonamido)-ethanol	<60	<60	<2
2-(N-methyl perfluoro-1-octanesulfonamido)-ethanol	<110	<110	<4
6:2 Fluorotelomer sulfonate	<20	<20	<20
ADONA	<2.1	<2.1 UJ	<2.1
NaDONA	<2.1	<2.1 UJ	<2.1
N-ethyl perfluorooctane sulfonamidoacetic acid	<20	<20	<20
N-ethylperfluoro-1-octanesulfonamide	<37 UJ	<37	<2
N-methyl perfluoro-1-octanesulfonamide	<35 UJ	<35	<2
N-methyl perfluorooctane sulfonamidoacetic acid	<31	<20	<20
Perfluorobutane Sulfonic Acid	<2.0	<b>3.4</b>	<2
Perfluorobutanoic Acid	<3.5 UJ	<b>37 J</b>	<b>5.4 J</b>
Perfluorodecane Sulfonic Acid	<3.2	<2	<2
Perfluorodecanoic Acid	<3.1	<b>2.4</b>	<2
Perfluorododecane sulfonic acid (PFDoS)	<4.5	<2	<2
Perfluorododecanoic Acid	<5.5	<2	<2
Perfluoroheptane sulfonic acid (PFHpS)	<2.0	<2	<2
Perfluoroheptanoic Acid	<b>7.1</b>	<b>12</b>	<b>6.7</b>
Perfluorohexadecanoic acid (PFHxDA)	<8.9	<2	<2
Perfluorohexane Sulfonic Acid	<b>4.5</b>	<b>5.6</b>	<2
Perfluorohexanoic Acid	<5.8	<b>21 J</b>	<b>6.9</b>
Perfluorononanesulfonic acid	<2.0	<2	<2
Perfluorononanoic Acid	<2.7	<b>2.3</b>	<2
Perfluorooctadecanoic acid	<4.6	<2	<2
Perfluorooctane Sulfonamide	<3.5	<2	<2
Perfluoropentane sulfonic acid (PFPeS)	<3.0	<2	<2
Perfluoropentanoic Acid	<b>20</b>	<b>22 J</b>	<b>8</b>
Perfluorotetradecanoic Acid	<b>2.9</b>	<2	<2
Perfluorotridecanoic Acid	<13	<2	<2
Perfluoroundecanoic Acid	<11	<2	<2
PFOA	<8.5	<b>9.8</b>	<b>7.5</b>
PFOS	<5.4	<b>18</b>	<b>3.6</b>
F-53B Major (9Cl-PF3ONS)	--	--	<2
F-53B Minor (11Cl-PF3OUdS)	--	--	<2

**Notes:**

\* - Total Table 3+ was calculated including J qualified data but not non-detect data. The total Table 3+ sum is rounded to two significant figures.  
**Bold** - Analyte detected above associated reporting limit  
EPA - Environmental Protection Agency  
B - Not detected substantially above the level reported in the laboratory or field blanks.  
J - Analyte detected. Reported value may not be accurate or precise  
ND - No Table 3+ compounds were detected above their associated reporting limits.  
ng/L - nanograms per liter  
QA/QC - Quality assurance/ quality control  
SOP - standard operating procedure  
UJ - Analyte not detected. Reporting limit may not be accurate or precise.  
-- - No data reported  
< - Analyte not detected above associated reporting limit.

**TABLE 5  
ANALYTICAL RESULTS - ALL SAMPLING EVENTS  
Chemours Fayetteville Works, North Carolina**

Location ID	22		
Sampling Event	October 2019		December 2019
Field Sample ID	STW-LOC22-100919	STW-LOC22-100919-D	STW-LOC-22-122019
Date Sampled	10/9/2019	10/9/2019	12/20/2019
Analytical Laboratory	TestAmerica	TestAmerica	TestAmerica
QA/QC	--	Field Duplicate	--
<b>Table 3+ Lab SOP (ng/L)</b>			
HFPO-DA (EPA Method 537 Mod)	27	27	<14
PFMOAA	37 J	56 J	25 J
PFO2HxA	21	23	12 J
PFO3OA	7.2	8.1	5
PFO4DA	6.7	8.5	4.1 J
PFO5DA	7.1 J	14 J	2.3 J
PMPA	40	37	<10 UJ
PEPA	<20	<20	<20 UJ
PFESA-BP1	70	73	25 J
PFESA-BP2	63 J	130 J	25 J
Byproduct 4	18 J	26 J	28 J
Byproduct 5	210 J	300 J	490 J
Byproduct 6	<2	2.3	<2
NVHOS	12	15	2.3 J
EVE Acid	2.1	2.6	<2
Hydro-EVE Acid	2.5	2.8	<2
R-EVE	5 J	4.5 J	3 J
PES	<2	<2	<2
PFECA B	<2	<2	<2
PFECA-G	<2	<2	<2 UJ
<b>Total Table 3+ Compounds*</b>	<b>530</b>	<b>730</b>	<b>620</b>
<b>Other PFAS (ng/L)</b>			
10:2 Fluorotelomer sulfonate	<2	<2	<2
1H,1H,2H,2H-perfluorodecanesulfonate (8:2 FTS)	<20	<20	<20
1H,1H,2H,2H-perfluorohexanesulfonate (4:2 FTS)	<20	<20	<20
2-(N-ethyl perfluoro-1-octanesulfonamido)-ethanol	<2	<2	<2
2-(N-methyl perfluoro-1-octanesulfonamido)-ethanol	<4	<4	<4
6:2 Fluorotelomer sulfonate	<20	<20	<20
ADONA	<2.1	<2.1	<2.1
NaDONA	<2.1	<2.1	<2.1
N-ethyl perfluorooctane sulfonamidoacetic acid	<20	<20	<20
N-ethylperfluoro-1-octanesulfonamide	<2	<2	<2
N-methyl perfluoro-1-octanesulfonamide	<2	<2	<2
N-methyl perfluorooctane sulfonamidoacetic acid	<20	<20	<20
Perfluorobutane Sulfonic Acid	3.7	3.6	<2
Perfluorobutanoic Acid	16 J	18 J	130 J
Perfluorodecane Sulfonic Acid	<2	<2	<2
Perfluorodecanoic Acid	<2	<2	<2
Perfluorododecane sulfonic acid (PFDoS)	<2	<2	<2
Perfluorododecanoic Acid	<2	<2	<2
Perfluoroheptane sulfonic acid (PFHpS)	<2	<2	<2
Perfluoroheptanoic Acid	24	24	4.1 J
Perfluorohexadecanoic acid (PFHxDA)	<2	<2	<2 UJ
Perfluorohexane Sulfonic Acid	6.1	6.2	<2
Perfluorohexanoic Acid	34	33	<2 UJ
Perfluorononanesulfonic acid	<2	<2	<2
Perfluorononanoic Acid	<2	2	<2
Perfluorooctadecanoic acid	<2	<2	<2 UJ
Perfluorooctane Sulfonamide	<2	<2	<2
Perfluoropentane sulfonic acid (PFPeS)	<2	<2	<2
Perfluoropentanoic Acid	32	32	<2 UJ
Perfluorotetradecanoic Acid	<2	<2	<2
Perfluorotridecanoic Acid	<2	<2	<2
Perfluoroundecanoic Acid	<2	<2	<2
PFOA	8.4	8.4	4.5
PFOS	12	11	3.4 J
F-53B Major (9Cl-PF3ONS)	<2	<2	<2
F-53B Minor (11Cl-PF3OUdS)	<2	<2	<2

**Notes:**

\* - Total Table 3+ was calculated including J qualified data but not non-detect data. The total Table 3+ sum is rounded to two significant figures.  
**Bold** - Analyte detected above associated reporting limit  
EPA - Environmental Protection Agency  
B - Not detected substantially above the level reported in the laboratory or field blanks.  
J - Analyte detected. Reported value may not be accurate or precise  
ND - No Table 3+ compounds were detected above their associated reporting limits.  
ng/L - nanograms per liter  
QA/QC - Quality assurance/ quality control  
SOP - standard operating procedure  
UJ - Analyte not detected. Reporting limit may not be accurate or precise.  
-- - No data reported  
< - Analyte not detected above associated reporting limit.

**TABLE 5  
ANALYTICAL RESULTS - ALL SAMPLING EVENTS  
Chemours Fayetteville Works, North Carolina**

Location ID	23A			
	April 2019	June 2019	August 2019	
Sampling Event	DSTW-LOC23A-042419	STW-LOC-23A-062719	STW-LOC23A-082119-1	STW-LOC23A-082119-2
Field Sample ID				
Date Sampled	04/24/2019	06/27/2019	8/21/2019	8/21/2019
Analytical Laboratory	TestAmerica	TestAmerica	TestAmerica	TestAmerica
QA/QC	--	--	--	--
<b>Table 3+ Lab SOP (ng/L)</b>				
HFPO-DA (EPA Method 537 Mod)	270	170	11,000	25,000
PFMOAA	1,300	320	1,200	1,300
PFO2HxA	480	240	280	350
PFO3OA	140	87	73	110
PFO4DA	<79	<79	26	48
PFO5DA	<34	<34 UJ	11	22
PMPA	700	1,300	82	120
PEPA	<47	560	33	54
PFESA-BP1	2,700	17,000	4,500	12,000
PFESA-BP2	140	740	210	570
Byproduct 4	180	220	190	400
Byproduct 5	2,200	2,900	3,800	7,400
Byproduct 6	<15	19	2	3.3
NVHOS	<54	<54	49	100
EVE Acid	65	110	52	150
Hydro-EVE Acid	32	28	23	61
R-EVE	<70	<70	16	25
PES	<46	<46	<2.3	<9.2
PFECA B	<60	<60	<3	<12
PFECA-G	<41	<41	<2	<8.2
<b>Total Table 3+ Compounds*</b>	<b>8,200</b>	<b>24,000</b>	<b>22,000</b>	<b>48,000</b>
<b>Other PFAS (ng/L)</b>				
10:2 Fluorotelomer sulfonate	<2.0	<2	<2	<2
1H,1H,2H,2H-perfluorodecanesulfonate (8:2 FTS)	<20	<20	<20	<20
1H,1H,2H,2H-perfluorohexanesulfonate (4:2 FTS)	<20	<20	<51	<50
2-(N-ethyl perfluoro-1-octanesulfonamido)-ethanol	<60	<60	<3	<12
2-(N-methyl perfluoro-1-octanesulfonamido)-ethanol	<110	<110	<14	<13
6:2 Fluorotelomer sulfonate	<20	<20	<20	<20
ADONA	<2.1	<2.1	<2.1	<2.1
NaDONA	<2.1	<2.1	<2.1	<2.1
N-ethyl perfluorooctane sulfonamidoacetic acid	<20	<20	<20	<20
N-ethylperfluoro-1-octanesulfonamide	<37	<37	<2	<7.5
N-methyl perfluoro-1-octanesulfonamide	<35	<35	<2	<6.9
N-methyl perfluorooctane sulfonamidoacetic acid	<20	<20	<30	<30
Perfluorobutane Sulfonic Acid	<2.0	3.8	3.5	3.7
Perfluorobutanoic Acid	160	70	55	54
Perfluorodecane Sulfonic Acid	<2.0	<2	<3.1	<3.1
Perfluorodecanoic Acid	<2.0	2.8	<3	<3
Perfluorododecane sulfonic acid (PFDoS)	<2.0	<2	<4.4	<4.3
Perfluorododecanoic Acid	<2.0	6.9	<5.4	<5.3
Perfluoroheptane sulfonic acid (PFHpS)	<2.0	<2	<2	<2
Perfluoroheptanoic Acid	3.6	14	24	25
Perfluorohexadecanoic acid (PFHxDA)	<2.0	42	<8.7	<8.6
Perfluorohexane Sulfonic Acid	2	5.8	6.2	6
Perfluorohexanoic Acid	6.6	24	26	26
Perfluorononanesulfonic acid	<2.0	<2	<2	<2
Perfluorononanoic Acid	<2.0	2.9	3.5	5.2
Perfluorooctadecanoic acid	<2.0	21	<4.5	<4.4
Perfluorooctane Sulfonamide	<2.0	<2	<3.4	<3.4
Perfluoropentane sulfonic acid (PFPeS)	<2.0	<2	<2.9	<2.9
Perfluoropentanoic Acid	13	29	31	34
Perfluorotetradecanoic Acid	<2.0	30	<2.8	<2.8
Perfluorotridecanoic Acid	<2.0	16	<13	<13
Perfluoroundecanoic Acid	<2.0	4.3	<11	<11
PFOA	20	30	290	460
PFOS	2.9	19	23	33
F-53B Major (9Cl-PF3ONS)	--	--	<2.4	<2.3
F-53B Minor (11Cl-PF3OUDS)	--	--	<3.1	<3.1

**Notes:**

- \* - Total Table 3+ was calculated including J qualified data but not non-detect data. The total Table 3+ sum is rounded to two significant figures.
- Bold** - Analyte detected above associated reporting limit
- EPA - Environmental Protection Agency
- B - Not detected substantially above the level reported in the laboratory or field blanks.
- J - Analyte detected. Reported value may not be accurate or precise
- ND - No Table 3+ compounds were detected above their associated reporting limits.
- ng/L - nanograms per liter
- QA/QC - Quality assurance/ quality control
- SOP - standard operating procedure
- UJ - Analyte not detected. Reporting limit may not be accurate or precise.
- - No data reported
- < - Analyte not detected above associated reporting limit.

**TABLE 5  
ANALYTICAL RESULTS - ALL SAMPLING EVENTS  
Chemours Fayetteville Works, North Carolina**

Location ID	23A			
Sampling Event	August 2019		October 2019	December 2019
Field Sample ID	STW-LOC23A-082119-3	STW-LOC23A-082119-4	STW-LOC23A-100919	STW-LOC-23A-122019
Date Sampled	8/21/2019	8/21/2019	10/9/2019	12/20/2019
Analytical Laboratory	TestAmerica	TestAmerica	TestAmerica	TestAmerica
QA/QC	--	--	--	--
<b>Table 3+ Lab SOP (ng/L)</b>				
HFPO-DA (EPA Method 537 Mod)	15,000	12,000	110	2,200
PFMOAA	1,600	1,200	890	1,100
PFO2HxA	390	310	200	240
PFO3OA	110	92	70	80
PFO4DA	46	42	44	37
PFO5DA	19	21 J	31	20
PMPA	<110	<110	<57	<57
PEPA	45	42	20	33
PFESA-BP1	12,000	12,000	11,000	6,900
PFESA-BP2	520	530	570	330
Byproduct 4	350	350	340	260
Byproduct 5	7,000	7,000	5,900 J	3,500
Byproduct 6	3.5	3.1	2.9	<2
NVHOS	94	89	61	39
EVE Acid	130	130	88	83
Hydro-EVE Acid	52	52	71	63
R-EVE	27	23	34	26 J
PES	<9.2	<9.2	<4.6	<4.6
PFECA B	<12	<12	<6	<6
PFECA-G	<8.2	<8.2	<4.1	<4.1
<b>Total Table 3+ Compounds*</b>	<b>37,000</b>	<b>34,000</b>	<b>19,000</b>	<b>15,000</b>
<b>Other PFAS (ng/L)</b>				
10:2 Fluorotelomer sulfonate	<2	<2	<2	<2
1H,1H,2H,2H-perfluorodecanesulfonate (8:2 FTS)	<20	<20	<20	<20
1H,1H,2H,2H-perfluorohexanesulfonate (4:2 FTS)	<52	<50	<20	<20
2-(N-ethyl perfluoro-1-octanesulfonamido)-ethanol	<12	<12	3.3	2.8
2-(N-methyl perfluoro-1-octanesulfonamido)-ethanol	<14	<13	<4	<4
6:2 Fluorotelomer sulfonate	<20	<20	<20	<20
ADONA	<2.1	<2.1	<2.1	<2.1
NaDONA	<2.1	<2.1	<2.1	<2.1
N-ethyl perfluorooctane sulfonamidoacetic acid	<20	<20	<20	<20
N-ethylperfluoro-1-octanesulfonamide	<7.5	<7.5	<2	<2
N-methyl perfluoro-1-octanesulfonamide	<6.9	<6.9	<2	<2
N-methyl perfluorooctane sulfonamidoacetic acid	<31	<30	<20	<20
Perfluorobutane Sulfonic Acid	3.5	3.9	6.7	2.3
Perfluorobutanoic Acid	51	49	18	180
Perfluorodecane Sulfonic Acid	<3.2	<3.1	<2	<2
Perfluorodecanoic Acid	<3.1	5.1	4	2.4
Perfluorododecane sulfonic acid (PFDoS)	<4.5	<4.3	<2	<2
Perfluorododecanoic Acid	<5.5	<5.3	4	<2
Perfluoroheptane sulfonic acid (PFHpS)	<2	<2	<2	<2
Perfluoroheptanoic Acid	26	23	31	15
Perfluorohexadecanoic acid (PFHxDA)	<8.8	<8.5	10	8.1
Perfluorohexane Sulfonic Acid	6.1	6.5	12	3.8
Perfluorohexanoic Acid	24	27	37	17
Perfluorononanesulfonic acid	<2	<2	<2	<2
Perfluorononanoic Acid	5	4.8	3.4	2.1 B
Perfluorooctadecanoic acid	<4.6	<4.4	6.8	4.9
Perfluorooctane Sulfonamide	<3.5	<3.3	2.1	<2
Perfluoropentane sulfonic acid (PFPeS)	<3	<2.9	<2	<2
Perfluoropentanoic Acid	34	32	43	18
Perfluorotetradecanoic Acid	<2.9	<2.8	8	6.4
Perfluorotridecanoic Acid	<13	<12	6.9	5.2 B
Perfluoroundecanoic Acid	<11	<11	3.2	<2
PFOA	380	310	52	680
PFOS	33	32	27	11
F-53B Major (9Cl-PF3ONS)	<2.4	<2.3	<2	<2
F-53B Minor (11Cl-PF3OUDS)	<3.2	<3.1	<2	<2

**Notes:**

\* - Total Table 3+ was calculated including J qualified data but not non-detect data. The total Table 3+ sum is rounded to two significant figures.  
**Bold** - Analyte detected above associated reporting limit  
EPA - Environmental Protection Agency  
B - Not detected substantially above the level reported in the laboratory or field blanks.  
J - Analyte detected. Reported value may not be accurate or precise  
ND - No Table 3+ compounds were detected above their associated reporting limits.  
ng/L - nanograms per liter  
QA/QC - Quality assurance/ quality control  
SOP - standard operating procedure  
UJ - Analyte not detected. Reporting limit may not be accurate or precise.  
-- - No data reported  
< - Analyte not detected above associated reporting limit.



**TABLE 5  
ANALYTICAL RESULTS - ALL SAMPLING EVENTS  
Chemours Fayetteville Works, North Carolina**

Location ID	23B				
	April 2019	June 2019	October 2019	August 2019	December 2019
Sampling Event	--	STW-LOC-23B-062719	STW-LOC23B-100919	--	STW-LOC-23B-122019
Field Sample ID	--	STW-LOC-23B-062719	STW-LOC23B-100919	--	STW-LOC-23B-122019
Date Sampled	--	06/27/2019	10/9/2019	--	12/20/2019
Analytical Laboratory	--	TestAmerica	TestAmerica	--	TestAmerica
QA/QC	--	--	--	--	--
<b>Table 3+ Lab SOP (ng/L)</b>					
HFPO-DA (EPA Method 537 Mod)	--	<b>3,200</b>	<b>17</b>	--	<b>240</b>
PFMOAA	--	<b>160 J</b>	<b>200</b>	--	<b>13</b>
PFO2HxA	--	<b>150 J</b>	<b>56</b>	--	<b>7.3</b>
PFO3OA	--	<b>67 J</b>	<b>19</b>	--	<2
PFO4DA	--	<b>61 J</b>	<b>10</b>	--	<2
PFO5DA	--	<b>77 J</b>	<b>8.5 J</b>	--	<2
PMPA	--	<b>19,000 J</b>	<28	--	<b>24 B</b>
PEPA	--	<b>8,500 J</b>	<20	--	<20
PFESA-BP1	--	<b>49 J</b>	<b>2,700</b>	--	<b>25</b>
PFESA-BP2	--	<b>110 J</b>	<b>120</b>	--	<2
Byproduct 4	--	<b>580 J</b>	<b>100 J</b>	--	<2
Byproduct 5	--	<b>450 J</b>	<b>1,700 J</b>	--	<b>26 J</b>
Byproduct 6	--	<b>4.5 J</b>	<2	--	<2
NVHOS	--	<b>33 J</b>	<b>20</b>	--	<2
EVE Acid	--	<b>5.1 J</b>	<b>20</b>	--	<2
Hydro-EVE Acid	--	<b>21 J</b>	<b>14</b>	--	<2
R-EVE	--	<b>210 J</b>	<b>10 J</b>	--	<2
PES	--	<9.2 UJ	<2.3	--	<2
PFECA B	--	<12 UJ	<3	--	<2
PFECA-G	--	<8.2 UJ	<2	--	<2
<b>Total Table 3+ Compounds*</b>	--	<b>33,000</b>	<b>5,000</b>	--	<b>340</b>
<b>Other PFAS (ng/L)</b>					
10:2 Fluorotelomer sulfonate	--	<3.5	<2	--	<2
1H,1H,2H,2H-perfluorodecanesulfonate (8:2 FTS)	--	<37	<20	--	<20
1H,1H,2H,2H-perfluorohexanesulfonate (4:2 FTS)	--	<20	<20	--	<20
2-(N-ethyl perfluoro-1-octanesulfonamido)-ethanol	--	<60	<2	--	<2
2-(N-methyl perfluoro-1-octanesulfonamido)-ethanol	--	<110	<4	--	<4
6:2 Fluorotelomer sulfonate	--	<b>20 J</b>	<20	--	<20
ADONA	--	<2.1	<2.1	--	<2.1
NaDONA	--	<2.1	<2.1	--	<2.1
N-ethyl perfluorooctane sulfonamidoacetic acid	--	<20	<20	--	<20
N-ethylperfluoro-1-octanesulfonamide	--	<37	<2	--	<2
N-methyl perfluoro-1-octanesulfonamide	--	<35	<2	--	<2
N-methyl perfluorooctane sulfonamidoacetic acid	--	<20	<20	--	<20
Perfluorobutane Sulfonic Acid	--	<b>2.5</b>	<b>5.4</b>	--	<b>2.7</b>
Perfluorobutanoic Acid	--	<b>580</b>	<b>18</b>	--	<b>4</b>
Perfluorodecane Sulfonic Acid	--	<2	<2	--	<2
Perfluorodecanoic Acid	--	<2	<2	--	<2
Perfluorododecane sulfonic acid (PFDoS)	--	<2	<2	--	<2
Perfluorododecanoic Acid	--	<2	<2	--	<2
Perfluoroheptane sulfonic acid (PFHpS)	--	<2	<2	--	<2
Perfluoroheptanoic Acid	--	<b>10</b>	<b>30</b>	--	<b>6.6</b>
Perfluorohexadecanoic acid (PFHxDA)	--	<2 UJ	<2	--	<2
Perfluorohexane Sulfonic Acid	--	<2	<b>6.8</b>	--	<b>3.2</b>
Perfluorohexanoic Acid	--	<b>12</b>	<b>43</b>	--	<b>12</b>
Perfluorononanesulfonic acid	--	<2	<2	--	<2
Perfluorononanoic Acid	--	<b>2.5</b>	<2	--	<2
Perfluorooctadecanoic acid	--	<2 UJ	<2	--	<2
Perfluorooctane Sulfonamide	--	<2	<2	--	<2
Perfluoropentane sulfonic acid (PFPeS)	--	<2	<2	--	<2
Perfluoropentanoic Acid	--	<b>68</b>	<b>40</b>	--	<b>8.2</b>
Perfluorotetradecanoic Acid	--	<2 UJ	<2	--	<2
Perfluorotridecanoic Acid	--	<2	<2	--	<2
Perfluoroundecanoic Acid	--	<2	<2	--	<2
PFOA	--	<b>29</b>	<b>13</b>	--	<b>26</b>
PFOS	--	<b>5</b>	<b>14</b>	--	<b>7.9</b>
F-53B Major (9Cl-PF3ONS)	--	--	<2	--	<2
F-53B Minor (11Cl-PF3OUDS)	--	--	<2	--	<2

**Notes:**

\* - Total Table 3+ was calculated including J qualified data but not non-detect data. The total Table 3+ sum is rounded to two significant figures.

**Bold** - Analyte detected above associated reporting limit

EPA - Environmental Protection Agency

B - Not detected substantially above the level reported in the laboratory or field blanks.

J - Analyte detected. Reported value may not be accurate or precise

ND - No Table 3+ compounds were detected above their associated reporting limits.

ng/L - nanograms per liter

QA/QC - Quality assurance/ quality control

SOP - standard operating procedure

UJ - Analyte not detected. Reporting limit may not be accurate or precise.

-- - No data reported

< - Analyte not detected above associated reporting limit.

**TABLE 5  
ANALYTICAL RESULTS - ALL SAMPLING EVENTS  
Chemours Fayetteville Works, North Carolina**

Location ID	24A				
	Sampling Event	April 2019		June 2019	
Field Sample ID	DSTW-LOC24A-042419	DSTW-LOC24A-042419-D	STW-LOC-24A-062719	STW-LOC-24A-062719-D	
Date Sampled	4/24/2019	4/24/2019	06/27/2019	06/27/2019	
Analytical Laboratory	TestAmerica	TestAmerica	TestAmerica	TestAmerica	
QA/QC	--	Field Duplicate	--	Field Duplicate	
<b>Table 3+ Lab SOP (ng/L)</b>					
HFPO-DA (EPA Method 537 Mod)	<b>16 J</b>	<b>14</b>	<b>26</b>	<b>26</b>	
PFMOAA	<b>7.5 J</b>	<5 UJ	<5 UJ	<5 UJ	
PFO2HxA	<b>9.9 J</b>	<b>12 J</b>	<b>14 J</b>	<b>14 J</b>	
PFO3OA	<2 UJ	<2 UJ	<b>2.3 J</b>	<b>2.3 J</b>	
PFO4DA	<2 UJ	<2 UJ	<2 UJ	<2 UJ	
PFO5DA	<2 UJ	<2 UJ	<2 UJ	<2 UJ	
PMPA	<b>25 J</b>	<b>26 J</b>	<b>30 J</b>	<b>30 J</b>	
PEPA	<20 UJ	<20 UJ	<20 UJ	<20 UJ	
PFESA-BP1	<2 UJ	<2 UJ	<b>2.2 J</b>	<b>2.2 J</b>	
PFESA-BP2	<2 UJ	<2 UJ	<2.2 J	<2.2 J	
Byproduct 4	<b>3.6 J</b>	<b>5.4 J</b>	<b>4.4 J</b>	<b>4.4 J</b>	
Byproduct 5	<b>2.7 J</b>	<b>3.1 J</b>	<2 UJ	<2 UJ	
Byproduct 6	<2 UJ	<2 UJ	<2 UJ	<2 UJ	
NVHOS	<2 UJ	<2 UJ	<b>2 J</b>	<b>2 J</b>	
EVE Acid	<2 UJ	<2 UJ	<2 UJ	<2 UJ	
Hydro-EVE Acid	<2 UJ	<2 UJ	<b>4.4 J</b>	<b>4.4 J</b>	
R-EVE	<b>4 J</b>	<b>4.2 J</b>	<b>2.3 J</b>	<b>2.3 J</b>	
PES	<2 UJ	<2 UJ	<2 UJ	<2 UJ	
PFECA B	<2 UJ	<2 UJ	<2 UJ	<2 UJ	
PFECA-G	< UJ	<2 UJ	<2 UJ	<2 UJ	
<b>Total Table 3+ Compounds*</b>	<b>69</b>	<b>65</b>	<b>88</b>	<b>88</b>	
<b>Other PFAS (ng/L)</b>					
10:2 Fluorotelomer sulfonate	<2.0	<2.0	<2	<2	
1H,1H,2H,2H-perfluorodecanesulfonate (8:2 FTS)	<20	<20	<20	<20	
1H,1H,2H,2H-perfluorohexanesulfonate (4:2 FTS)	<20	<20	<20	<20	
2-(N-ethyl perfluoro-1-octanesulfonamido)-ethanol	<60	<60	<60	<60	
2-(N-methyl perfluoro-1-octanesulfonamido)-ethanol	<110	<110	<110	<110	
6:2 Fluorotelomer sulfonate	<20	<20	<20	<20	
ADONA	<2.1	<2.1	<2.1	<2.1	
NaDONA	<2.1	<2.1	<2.1	<2.1	
N-ethyl perfluorooctane sulfonamidoacetic acid	<20	<20	<20	<20	
N-ethylperfluoro-1-octanesulfonamide	<37 UJ	<37 UJ	<37	<37	
N-methyl perfluoro-1-octanesulfonamide	<35 UJ	<35 UJ	<35	<35	
N-methyl perfluorooctane sulfonamidoacetic acid	<20	<20	<20	<20	
Perfluorobutane Sulfonic Acid	<b>2.3</b>	<b>2.3</b>	<b>3.4</b>	<b>3.4</b>	
Perfluorobutanoic Acid	<b>6.3</b>	<b>5.8</b>	<b>9.4</b>	<b>9.4</b>	
Perfluorodecane Sulfonic Acid	<2.0	<2.0	<2	<2	
Perfluorodecanoic Acid	<2.0	<2.0	<b>2.2</b>	<b>2.2</b>	
Perfluorododecane sulfonic acid (PFDoS)	<2.0	<2.0	<2	<2	
Perfluorododecanoic Acid	<16	<2.0	<2	<2	
Perfluoroheptane sulfonic acid (PFHpS)	<2.0	<2.0	<2	<2	
Perfluoroheptanoic Acid	<b>7</b>	<b>7.3</b>	<b>13</b>	<b>13</b>	
Perfluorohexadecanoic acid (PFHxDA)	<2.0	<2.0	<2	<2	
Perfluorohexane Sulfonic Acid	<b>3.9</b>	<b>3.8</b>	<b>6</b>	<b>6</b>	
Perfluorohexanoic Acid	<b>8.5</b>	<b>8.8</b>	<b>21</b>	<b>21</b>	
Perfluorononanesulfonic acid	<2.0	<2.0	<2	<2	
Perfluorononanoic Acid	<b>2</b>	<2.0	<b>2.7</b>	<b>2.7</b>	
Perfluorooctadecanoic acid	<2.0	<2.0	<2	<2	
Perfluorooctane Sulfonamide	<2.0	<2.0	<2	<2	
Perfluoropentane sulfonic acid (PFPeS)	<2.0	<2.0	<2	<2	
Perfluoropentanoic Acid	<b>7</b>	<b>6.7</b>	<b>17</b>	<b>17</b>	
Perfluorotetradecanoic Acid	<5.9	<2.0	<2	<2	
Perfluorotridecanoic Acid	<14	<2.0	<2	<2	
Perfluoroundecanoic Acid	<2	<2.0	<2	<2	
PFOA	<b>9.5</b>	<b>9.7</b>	<b>11 J</b>	<b>11 J</b>	
PFOS	<b>25</b>	<b>21</b>	<b>30 J</b>	<b>30 J</b>	
F-53B Major (9Cl-PF3ONS)	--	--	--	--	
F-53B Minor (11Cl-PF3OUdS)	--	--	--	--	

**Notes:**

\* - Total Table 3+ was calculated including J qualified data but not non-detect data. The total Table 3+ sum is rounded to two significant figures.  
**Bold** - Analyte detected above associated reporting limit  
EPA - Environmental Protection Agency  
B - Not detected substantially above the level reported in the laboratory or field blanks.  
J - Analyte detected. Reported value may not be accurate or precise  
ND - No Table 3+ compounds were detected above their associated reporting limits.  
ng/L - nanograms per liter  
QA/QC - Quality assurance/ quality control  
SOP - standard operating procedure  
UJ - Analyte not detected. Reporting limit may not be accurate or precise.  
-- - No data reported  
< - Analyte not detected above associated reporting limit.

**TABLE 5  
ANALYTICAL RESULTS - ALL SAMPLING EVENTS  
Chemours Fayetteville Works, North Carolina**

Location ID	24A			
	August 2019	August 2019	October 2019	December 2019
Sampling Event	STW-LOC24A-082119	STW-LOC24A-082119-D	--	STW-LOC-24A-122019
Field Sample ID				
Date Sampled	8/21/2019	8/21/2019	--	12/20/2019
Analytical Laboratory	TestAmerica	TestAmerica	--	TestAmerica
QA/QC	--	Field Duplicate	--	--
<b>Table 3+ Lab SOP (ng/L)</b>				
HFPO-DA (EPA Method 537 Mod)	16	17	--	18 B
PFMOAA	11	12	--	12
PFO2HxA	12	13	--	6.1
PFO3OA	<2	2.1	--	<2
PFO4DA	<2	<2	--	<2
PFO5DA	<2	<2	--	<2
PMPA	26	28	--	41 B
PEPA	<20	<20	--	22
PFESA-BP1	<2	<2	--	<2
PFESA-BP2	<2	<2	--	<2
Byproduct 4	9.7 J	11 J	--	<2
Byproduct 5	4 J	4.2 J	--	12 J
Byproduct 6	<2	<2	--	<2
NVHOS	4.7	5.3	--	<2
EVE Acid	<2	<2	--	<2
Hydro-EVE Acid	<2	<2	--	<2
R-EVE	4.5 J	3.9 J	--	<2
PES	<2	<2	--	<2
PFECA B	<2	<2	--	<2
PFECA-G	<2	<2	--	<2
<b>Total Table 3+ Compounds*</b>	<b>88</b>	<b>97</b>	<b>--</b>	<b>110</b>
<b>Other PFAS (ng/L)</b>				
10:2 Fluorotelomer sulfonate	<2	<2	--	<2
1H,1H,2H,2H-perfluorodecanesulfonate (8:2 FTS)	<20	<20	--	<20
1H,1H,2H,2H-perfluorohexanesulfonate (4:2 FTS)	<20	<20	--	<20
2-(N-ethyl perfluoro-1-octanesulfonamido)-ethanol	<2	<2	--	<2
2-(N-methyl perfluoro-1-octanesulfonamido)-ethanol	<4	<4	--	<4
6:2 Fluorotelomer sulfonate	<20	<20	--	<20
ADONA	<2.1	<2.1	--	<2.1
NaDONA	<2.1	<2.1	--	<2.1
N-ethyl perfluorooctane sulfonamidoacetic acid	<20	<20	--	<20
N-ethylperfluoro-1-octanesulfonamide	<2	<2	--	<2
N-methyl perfluoro-1-octanesulfonamide	<2	<2	--	<2
N-methyl perfluorooctane sulfonamidoacetic acid	<20	<20	--	<20
Perfluorobutane Sulfonic Acid	4.1	3.7	--	3.1
Perfluorobutanoic Acid	9.3	9	--	<2
Perfluorodecane Sulfonic Acid	<2	<2	--	<2
Perfluorodecanoic Acid	2.5	2	--	<2
Perfluorododecane sulfonic acid (PFDoS)	<2	<2	--	<2
Perfluorododecanoic Acid	<2	<2	--	<2
Perfluoroheptane sulfonic acid (PFHpS)	<2	<2	--	<2
Perfluoroheptanoic Acid	19	18	--	8.6
Perfluorohexadecanoic acid (PFHxDA)	<2	<2	--	<2
Perfluorohexane Sulfonic Acid	6	5.8	--	4.4
Perfluorohexanoic Acid	26	26	--	15
Perfluorononanesulfonic acid	<2	<2	--	<2
Perfluorononanoic Acid	2.7	2.1	--	2.8 B
Perfluorooctadecanoic acid	<2	<2	--	<2
Perfluorooctane Sulfonamide	<2	<2	--	<2
Perfluoropentane sulfonic acid (PFPeS)	<2	<2	--	<2
Perfluoropentanoic Acid	25	27	--	10
Perfluorotetradecanoic Acid	<2	<2	--	<2
Perfluorotridecanoic Acid	<2	<2	--	16 B
Perfluoroundecanoic Acid	<2	<2	--	3.1 B
PFOA	11	10	--	7.6
PFOS	27 J	22 J	--	17
F-53B Major (9Cl-PF3ONS)	<2	<2	--	<2
F-53B Minor (11Cl-PF3OUdS)	<2	<2	--	<2

**Notes:**

\* - Total Table 3+ was calculated including J qualified data but not non-detect data. The total Table 3+ sum is rounded to two significant figures.  
**Bold** - Analyte detected above associated reporting limit  
EPA - Environmental Protection Agency  
B - Not detected substantially above the level reported in the laboratory or field blanks.  
J - Analyte detected. Reported value may not be accurate or precise  
ND - No Table 3+ compounds were detected above their associated reporting limits.  
ng/L - nanograms per liter  
QA/QC - Quality assurance/ quality control  
SOP - standard operating procedure  
UJ - Analyte not detected. Reporting limit may not be accurate or precise.  
-- - No data reported  
< - Analyte not detected above associated reporting limit.

**TABLE 5  
ANALYTICAL RESULTS - ALL SAMPLING EVENTS  
Chemours Fayetteville Works, North Carolina**

Location ID	24B		
	April 2019	June 2019	August 2019
Sampling Event			
Field Sample ID	DSTW-LOC24B-042419	STW-LOC24B-062719	STW-LOC24B-082119
Date Sampled	04/24/2019	06/27/2019	8/21/2019
Analytical Laboratory	TestAmerica	TestAmerica	TestAmerica
QA/QC	--	--	--
<b>Table 3+ Lab SOP (ng/L)</b>			
HFPO-DA (EPA Method 537 Mod)	<b>14</b>	<b>10</b>	<b>8.9</b>
PFMOAA	<b>11 J</b>	<5	<5
PFO2HxA	<b>11 J</b>	<b>8.1</b>	<b>6.7</b>
PFO3OA	<2 UJ	<2	<2
PFO4DA	<2 UJ	<2	<2
PFO5DA	<2 UJ	<2	<2
PMPA	<b>19 J</b>	<b>17</b>	<b>16</b>
PEPA	<20 UJ	<20	<20
PFESA-BP1	<2 UJ	<b>77</b>	<2
PFESA-BP2	<2 UJ	<b>3.3</b>	<2
Byproduct 4	<b>5.1 J</b>	<2	<b>5.3 J</b>
Byproduct 5	<b>4.3 J</b>	<b>11 J</b>	<b>2.4 J</b>
Byproduct 6	<2 UJ	<2	<2
NVHOS	<2 UJ	<2	<b>4.3</b>
EVE Acid	<2 UJ	<2	<2
Hydro-EVE Acid	<2 UJ	<2	<2
R-EVE	<b>3.8 J</b>	<2	<b>2.2 J</b>
PES	<2 UJ	<2	<2
PFECA B	<2 UJ	<2	<2
PFECA-G	<2 UJ	<2	<2
<b>Total Table 3+ Compounds*</b>	<b>68</b>	<b>130</b>	<b>46</b>
<b>Other PFAS (ng/L)</b>			
10:2 Fluorotelomer sulfonate	<2.0	<2	<2
1H,1H,2H,2H-perfluorodecanesulfonate (8:2 FTS)	<20	<20	<20
1H,1H,2H,2H-perfluorohexanesulfonate (4:2 FTS)	<20	<20	<20
2-(N-ethyl perfluoro-1-octanesulfonamido)-ethanol	<60	<2	<2
2-(N-methyl perfluoro-1-octanesulfonamido)-ethanol	<110	<2	<4
6:2 Fluorotelomer sulfonate	<20	<20	<20
ADONA	<2.1	<2.1	<2.1
NaDONA	<2.1	<2.1	<2.1
N-ethyl perfluorooctane sulfonamidoacetic acid	<20	<20	<20
N-ethylperfluoro-1-octanesulfonamide	<37	<b>2.9</b>	<2
N-methyl perfluoro-1-octanesulfonamide	<35	<2	<2
N-methyl perfluorooctane sulfonamidoacetic acid	<20	<20	<20
Perfluorobutane Sulfonic Acid	<b>2.2</b>	<b>3.5</b>	<b>4.3</b>
Perfluorobutanoic Acid	<b>5.5</b>	<b>9.6</b>	<b>9.5</b>
Perfluorodecane Sulfonic Acid	<2.0	<2	<2
Perfluorodecanoic Acid	<2.0	<2	<2
Perfluorododecane sulfonic acid (PFDoS)	<2.0	<2	<2
Perfluorododecanoic Acid	<2.0	<2	<2
Perfluoroheptane sulfonic acid (PFHpS)	<2.0	<2	<2
Perfluoroheptanoic Acid	<b>6</b>	<b>13</b>	<b>21</b>
Perfluorohexadecanoic acid (PFHxDA)	<2.0	<2	<2
Perfluorohexane Sulfonic Acid	<b>3.3</b>	<b>5</b>	<b>5.8</b>
Perfluorohexanoic Acid	<b>8</b>	<b>19</b>	<b>25</b>
Perfluorononanesulfonic acid	<2.0	<2	<2
Perfluorononanoic Acid	<2.0	<2	<2
Perfluorooctadecanoic acid	<2.0	<2	<2
Perfluorooctane Sulfonamide	<2.0	<2	<2
Perfluoropentane sulfonic acid (PFPeS)	<2.0	<2	<2
Perfluoropentanoic Acid	<b>6.2</b>	<b>17</b>	<b>25</b>
Perfluorotetradecanoic Acid	<2.0	<2	<2
Perfluorotridecanoic Acid	<2.0	<2	<2
Perfluoroundecanoic Acid	<2.0	<2	<2
PFOA	<b>7.7</b>	<b>8.3</b>	<b>9.5</b>
PFOS	<b>12</b>	<b>14</b>	<b>16</b>
F-53B Major (9Cl-PF3ONS)	--	--	<2
F-53B Minor (11Cl-PF3OUdS)	--	--	<2

**Notes:**

\* - Total Table 3+ was calculated including J qualified data but not non-detect data. The total Table 3+ sum is rounded to two significant figures.

**Bold** - Analyte detected above associated reporting limit

EPA - Environmental Protection Agency

B - Not detected substantially above the level reported in the laboratory or field blanks.

J - Analyte detected. Reported value may not be accurate or precise

ND - No Table 3+ compounds were detected above their associated reporting limits.

ng/L - nanograms per liter

QA/QC - Quality assurance/ quality control

SOP - standard operating procedure

UJ - Analyte not detected. Reporting limit may not be accurate or precise.

-- - No data reported

< - Analyte not detected above associated reporting limit.

**TABLE 5  
ANALYTICAL RESULTS - ALL SAMPLING EVENTS  
Chemours Fayetteville Works, North Carolina**

Location ID	24B		
	October 2019	December 2019	
Sampling Event	STW-LOC24B-100919	STW-LOC-24B-122019	STW-LOC-24B-122019-D
Field Sample ID			
Date Sampled	10/9/2019	12/20/2019	12/20/2019
Analytical Laboratory	TestAmerica	TestAmerica	TestAmerica
QA/QC	--	--	Field Duplicate
<b>Table 3+ Lab SOP (ng/L)</b>			
HFPO-DA (EPA Method 537 Mod)	8.5	11 B	8.7 B
PFMOAA	<5 UJ	12	13
PFO2HxA	7.1	6.5	5.1
PFO3OA	2	<2	<2
PFO4DA	<2	<2	<2
PFO5DA	<2	<2	<2
PMPA	18	27 B	29 B
PEPA	<20	<20	<20
PFESA-BP1	<2	<2	<2
PFESA-BP2	<2	<2	<2
Byproduct 4	6.9 J	<2	3.7 J
Byproduct 5	4.4 J	5.2 J	6.2 J
Byproduct 6	<2	<2	<2
NVHOS	7	<2	<2
EVE Acid	9.6	<2	<2
Hydro-EVE Acid	<2	<2	<2
R-EVE	<2	<2	2.6 J
PES	<2	<2	<2
PFECA B	<2	<2	<2
PFECA-G	<2	<2	<2
<b>Total Table 3+ Compounds*</b>	<b>64</b>	<b>62</b>	<b>68</b>
<b>Other PFAS (ng/L)</b>			
10:2 Fluorotelomer sulfonate	<2	<2	<2
1H,1H,2H,2H-perfluorodecanesulfonate (8:2 FTS)	<20	<20	<20
1H,1H,2H,2H-perfluorohexanesulfonate (4:2 FTS)	<20	<20	<20
2-(N-ethyl perfluoro-1-octanesulfonamido)-ethanol	<2	<2	<2
2-(N-methyl perfluoro-1-octanesulfonamido)-ethanol	<4	<4	<4
6:2 Fluorotelomer sulfonate	<20	<20	<20
ADONA	<2.1	<2.1	<2.1
NaDONA	<2.1	<2.1	<2.1
N-ethyl perfluorooctane sulfonamidoacetic acid	<20	<20	<20
N-ethylperfluoro-1-octanesulfonamide	<2	<2	<2
N-methyl perfluoro-1-octanesulfonamide	<2	<2	<2
N-methyl perfluorooctane sulfonamidoacetic acid	<20	<20	<20
Perfluorobutane Sulfonic Acid	6.2	2.8	2.7
Perfluorobutanoic Acid	18	3.9 J	3.9
Perfluorodecane Sulfonic Acid	<2	<2	<2
Perfluorodecanoic Acid	<2	<2	<2
Perfluorododecane sulfonic acid (PFDoS)	<2	<2	<2
Perfluorododecanoic Acid	<2	<2	<2
Perfluoroheptane sulfonic acid (PFHpS)	<2	<2	<2
Perfluoroheptanoic Acid	34	6.8 J	6.8
Perfluorohexadecanoic acid (PFHxDA)	<2	<2	<2
Perfluorohexane Sulfonic Acid	8.5	3.1	3.2
Perfluorohexanoic Acid	49	13 J	12
Perfluorononanesulfonic acid	<2	<2	<2
Perfluorononanoic Acid	<2	<2	<2
Perfluorooctadecanoic acid	<2	<2	<2
Perfluorooctane Sulfonamide	<2	<2	<2
Perfluoropentane sulfonic acid (PFPeS)	<2	<2	<2
Perfluoropentanoic Acid	46	8.3 J	9.9
Perfluorotetradecanoic Acid	<2	<2	<2
Perfluorotridecanoic Acid	<2	<2	<2
Perfluoroundecanoic Acid	<2	<2	<2
PFOA	11	4.6 J	4.6
PFOS	15	7.5	7.9
F-53B Major (9Cl-PF3ONS)	<2	<2	<2
F-53B Minor (11Cl-PF3OUdS)	<2	<2	<2

**Notes:**

\* - Total Table 3+ was calculated including J qualified data but not non-detect data. The total Table 3+ sum is rounded to two significant figures.  
**Bold** - Analyte detected above associated reporting limit  
EPA - Environmental Protection Agency  
B - Not detected substantially above the level reported in the laboratory or field blanks.  
J - Analyte detected. Reported value may not be accurate or precise  
ND - No Table 3+ compounds were detected above their associated reporting limits.  
ng/L - nanograms per liter  
QA/QC - Quality assurance/ quality control  
SOP - standard operating procedure  
UJ - Analyte not detected. Reporting limit may not be accurate or precise.  
-- - No data reported  
< - Analyte not detected above associated reporting limit.

**TABLE 5  
ANALYTICAL RESULTS - ALL SAMPLING EVENTS  
Chemours Fayetteville Works, North Carolina**

Location ID	24C				
	April 2019	June 2019	August 2019	October 2019	December 2019
Sampling Event					
Field Sample ID	DSTW-LOC24C-042419	STW-LOC24C-062719	STW-LOC24C-082119	--	STW-LOC-24C-122019
Date Sampled	04/24/2019	06/27/2019	8/21/2019	--	12/20/2019
Analytical Laboratory	--	TestAmerica	TestAmerica	--	TestAmerica
QA/QC	--	--	--	--	--
<b>Table 3+ Lab SOP (ng/L)</b>					
HFPO-DA (EPA Method 537 Mod)	<b>19</b>	<b>16</b>	<b>13</b>	--	<b>270</b>
PFMOAA	<b>11 J</b>	<5	<5	--	<21
PFO2HxA	<b>12 J</b>	<b>8.6</b>	<b>7.6</b>	--	<b>46</b>
PFO3OA	<2 UJ	<2	<2	--	<b>20</b>
PFO4DA	<2 UJ	<2	<2	--	<b>13</b>
PFO5DA	<2 UJ	<2	<2	--	<b>12</b>
PMPA	<b>28 J</b>	<b>14</b>	<b>23</b>	--	<b>61 B</b>
PEPA	<20 UJ	<20	<20	--	<b>31</b>
PFESA-BP1	<b>14 J</b>	<b>3.5</b>	<b>21</b>	--	<b>490</b>
PFESA-BP2	<b>2.1 J</b>	<2	<b>3.3</b>	--	<b>130</b>
Byproduct 4	<b>39 J</b>	<b>13 J</b>	<b>18 J</b>	--	<b>470</b>
Byproduct 5	<b>51 J</b>	<b>5.3 J</b>	<b>53 J</b>	--	<b>1,300</b>
Byproduct 6	<2 UJ	<2	<2	--	<b>11</b>
NVHOS	4 J	<b>2</b>	<b>6.7</b>	--	<b>260</b>
EVE Acid	<b>6.8 J</b>	<2	<b>2.1</b>	--	<b>930</b>
Hydro-EVE Acid	<b>3.7 J</b>	<2	<2	--	<b>290</b>
R-EVE	<b>36 J</b>	<b>3.9 J</b>	<b>5.4 J</b>	--	<b>170</b>
PES	<2 UJ	<2	<2	--	<4.6
PFECA B	<2 UJ	<2	<2	--	<6
PFECA-G	<2 UJ	<2	<2	--	<4.1
<b>Total Table 3+ Compounds*</b>	<b>230</b>	<b>66</b>	<b>150</b>	--	<b>4,500</b>
<b>Other PFAS (ng/L)</b>					
10:2 Fluorotelomer sulfonate	<2.0	<2	<2	--	<2
1H,1H,2H,2H-perfluorodecanesulfonate (8:2 FTS)	<20	<20	<20	--	<20
1H,1H,2H,2H-perfluorohexanesulfonate (4:2 FTS)	<20	<20	<20	--	<20
2-(N-ethyl perfluoro-1-octanesulfonamido)-ethanol	<60	<2	<2	--	<2
2-(N-methyl perfluoro-1-octanesulfonamido)-ethanol	<110	<2	<4	--	<4
6:2 Fluorotelomer sulfonate	<20	<20	<20	--	<20
ADONA	<2.1	<2.1	<2.1	--	<2.1
NaDONA	<2.1	<2.1	<2.1	--	<2.1
N-ethyl perfluorooctane sulfonamidoacetic acid	<20	<20	<20	--	<20
N-ethylperfluoro-1-octanesulfonamide	<37	<b>2.3</b>	<2	--	<2
N-methyl perfluoro-1-octanesulfonamide	<35	<2	<2	--	<2
N-methyl perfluorooctane sulfonamidoacetic acid	<20	<20	<20	--	<20
Perfluorobutane Sulfonic Acid	<b>2</b>	<b>3.8</b>	<b>4.5</b>	--	<b>2.9</b>
Perfluorobutanoic Acid	<b>4.7</b>	<b>8</b>	<b>8.4</b>	--	<b>5.3</b>
Perfluorodecane Sulfonic Acid	<2.0	<2	<2	--	<2
Perfluorodecanoic Acid	<2.0	<2	<2	--	<2
Perfluorododecane sulfonic acid (PFDoS)	<2.0	<2	<2	--	<2
Perfluorododecanoic Acid	<2.0	<2	<2	--	<2
Perfluoroheptane sulfonic acid (PFHpS)	<2.0	<2	<2	--	<2
Perfluoroheptanoic Acid	<b>5.9</b>	<b>13</b>	<b>22</b>	--	<b>7.1</b>
Perfluorohexadecanoic acid (PFHxDA)	<2.0	<2	<2	--	<2
Perfluorohexane Sulfonic Acid	<b>3.4</b>	<b>5.1</b>	<b>6.1</b>	--	<b>3.2</b>
Perfluorohexanoic Acid	<b>7</b>	<b>21</b>	<b>27</b>	--	<b>13</b>
Perfluorononanesulfonic acid	<2.0	<2	<2	--	<2
Perfluorononanoic Acid	<2.0	<2	<2	--	<2
Perfluorooctadecanoic acid	<2.0	<2	<2	--	<2
Perfluorooctane Sulfonamide	<2.0	<2	<2	--	<2
Perfluoropentane sulfonic acid (PFPeS)	<2.0	<2	<2	--	<2
Perfluoropentanoic Acid	<b>6.4</b>	<b>17</b>	<b>26</b>	--	<b>11</b>
Perfluorotetradecanoic Acid	<2.0	<2	<2	--	<2
Perfluorotridecanoic Acid	<2.0	<2	<2	--	<2
Perfluoroundecanoic Acid	<2.0	<2	<2	--	<2
PFOA	<b>7.3</b>	<b>7.9</b>	<b>9.8</b>	--	<b>5.3</b>
PFOS	<b>15</b>	<b>15</b>	<b>13</b>	--	<b>8.1</b>
F-53B Major (9Cl-PF3ONS)	--	--	<2	--	<2
F-53B Minor (11Cl-PF3OUdS)	--	--	<2	--	<2

**Notes:**

\* - Total Table 3+ was calculated including J qualified data but not non-detect data. The total Table 3+ sum is rounded to two significant figures.  
**Bold** - Analyte detected above associated reporting limit  
EPA - Environmental Protection Agency  
B - Not detected substantially above the level reported in the laboratory or field blanks.  
J - Analyte detected. Reported value may not be accurate or precise  
ND - No Table 3+ compounds were detected above their associated reporting limits.  
ng/L - nanograms per liter  
QA/QC - Quality assurance/ quality control  
SOP - standard operating procedure  
UJ - Analyte not detected. Reporting limit may not be accurate or precise.  
-- - No data reported  
< - Analyte not detected above associated reporting limit.

**TABLE 5**  
**ANALYTICAL RESULTS - ALL SAMPLING EVENTS**  
**Chemours Fayetteville Works, North Carolina**

Location ID	TBLK				
	April 2019	June 2019	August 2019	October 2019	December 2019
Sampling Event	April 2019	June 2019	August 2019	October 2019	December 2019
Field Sample ID	DSTW-TB-042519	STW-TBLK-1	STW-TBLK-082219	STW-TBLK-100919	STW-TB-122619
Date Sampled	04/25/2019	06/28/2019	8/22/2019	10/9/2019	12/26/2019
Analytical Laboratory	TestAmerica	TestAmerica	TestAmerica	TestAmerica	TestAmerica
QA/QC	Trip Blank	Trip Blank	Trip Blank	Trip Blank	Trip Blank
<b>Table 3+ Lab SOP (ng/L)</b>					
HFPO-DA (EPA Method 537 Mod)	<4.0	<4	<2	<4	<b>6.7</b>
PFMOAA	<5 UJ	<5	<5	<5	<5
PFO2HxA	<2 UJ	<2	<2	<2	<2
PFO3OA	<2 UJ	<2	<2	<2	<2
PFO4DA	<2 UJ	<2	<2	<2	<2
PFO5DA	<2 UJ	<2	<2	<2	<2
PMPA	<10 UJ	<10	<10	<10	<b>11</b>
PEPA	<20 UJ	<20	<20	<20	<20
PFESA-BP1	<2 UJ	<2	<2	<2	<2
PFESA-BP2	<2 UJ	<2	<2	<2	<2
Byproduct 4	<2 UJ	<2	<2	<2	<2
Byproduct 5	<2 UJ	<2	<2	<2	<2
Byproduct 6	<2 UJ	<2	<2	<2	<2
NVHOS	<2 UJ	<2	<2	<2	<2
EVE Acid	<2 UJ	<2	<2	<2	<2
Hydro-EVE Acid	<2 UJ	<2	<2	<2	<2
R-EVE	<2 UJ	<2	<2	<2	<2
PES	<2 UJ	<2	<2	<2	<2
PFECA B	<2 UJ	<2	<2	<2	<2
PFECA-G	<2 UJ	<2	<2	<2	<2
<b>Total Table 3+ Compounds*</b>	ND	ND	ND	ND	<b>18</b>
<b>Other PFAS (ng/L)</b>					
10:2 Fluorotelomer sulfonate	<2.0	<2	<2	<2	<2
1H,1H,2H,2H-perfluorodecanesulfonate (8:2 FTS)	<20	<20	<20	<20	<20
1H,1H,2H,2H-perfluorohexanesulfonate (4:2 FTS)	<20	<20	<20	<20	<20
2-(N-ethyl perfluoro-1-octanesulfonamido)-ethanol	<60	<2	<2	<2	<2
2-(N-methyl perfluoro-1-octanesulfonamido)-ethanol	<110	<2	<4	<4	<4
6:2 Fluorotelomer sulfonate	<20	<20	<20	<20	<20
ADONA	<2.1	<2.1	<2.1	<2.1	<2.1
NaDONA	<2.1	<2.1	<2.1	<2.1	<2.1
N-ethyl perfluorooctane sulfonamidoacetic acid	<20	<20	<20	<20	<20
N-ethylperfluoro-1-octanesulfonamide	<37	<2	<2	<2	<2
N-methyl perfluoro-1-octanesulfonamide	<35	<2	<2	<2	<2
N-methyl perfluorooctane sulfonamidoacetic acid	<20	<20	<20	<20	<20
Perfluorobutane Sulfonic Acid	<2.0	<2	<2	<2	<2
Perfluorobutanoic Acid	<2.0	<2	<2	<2	<2
Perfluorodecane Sulfonic Acid	<2.0	<2	<2	<2	<2
Perfluorodecanoic Acid	<2.0	<2	<2	<2	<2
Perfluorododecane sulfonic acid (PFDoS)	<2.0	<2	<2	<2	<2
Perfluorododecanoic Acid	<2.0	<2	<2	<2	<2
Perfluoroheptane sulfonic acid (PFHpS)	<2.0	<2	<2	<2	<2
Perfluoroheptanoic Acid	<2.0	<2	<2	<2	<2
Perfluorohexadecanoic acid (PFHxDA)	<2.0	<2	<2	<2	<2
Perfluorohexane Sulfonic Acid	<2.0	<2	<2	<2	<2
Perfluorohexanoic Acid	<2.0	<2	<2	<2	<2
Perfluorononanesulfonic acid	<2.0	<2	<2	<2	<2
Perfluorononanoic Acid	<2.0	<2	<2	<2	<b>2.9</b>
Perfluorooctadecanoic acid	<2.0	<2	<2	<2	<2
Perfluorooctane Sulfonamide	<2.0	<2	<2	<2	<2
Perfluoropentane sulfonic acid (PFPeS)	<2.0	<2	<2	<2	<2
Perfluoropentanoic Acid	<2.0	<2	<2	<2	<2
Perfluorotradecanoic Acid	<2.0	<2	<2	<2	<2
Perfluorotridecanoic Acid	<2.0	<2	<2	<2	<b>27</b>
Perfluoroundecanoic Acid	<2.0	<2	<2	<2	<b>5</b>
PFOA	<2.0	<2	<2	<2	<2
PFOS	<2.0	<2	<2	<2	<2
F-53B Major (9Cl-PF3ONS)	--	--	<2	<2	<2
F-53B Minor (11Cl-PF3OUdS)	--	--	<2	<2	<2

**Notes:**

- \* - Total Table 3+ was calculated including J qualified data but not non-detect data. The total Table 3+ sum is rounded to two significant figures.
- Bold** - Analyte detected above associated reporting limit
- EPA - Environmental Protection Agency
- B - Not detected substantially above the level reported in the laboratory or field blanks.
- J - Analyte detected. Reported value may not be accurate or precise
- ND - No Table 3+ compounds were detected above their associated reporting limits.
- ng/L - nanograms per liter
- QA/QC - Quality assurance/ quality control
- SOP - standard operating procedure
- UJ - Analyte not detected. Reporting limit may not be accurate or precise.
- - No data reported
- < - Analyte not detected above associated reporting limit.

**TABLE 5**  
**ANALYTICAL RESULTS - ALL SAMPLING EVENTS**  
**Chemours Fayetteville Works, North Carolina**

Location ID	EQBLK		
Sampling Event	April 2019		
Field Sample ID	DSTW-EB-01-042419	DSTW-EB-02-042419	DSTW-EB-03-042419
Date Sampled	04/24/2019	04/24/2019	04/24/2019
Analytical Laboratory	TestAmerica	TestAmerica	TestAmerica
QA/QC	Equipment Blank	Equipment Blank	Equipment Blank
<b>Table 3+ Lab SOP (ng/L)</b>			
HFPO-DA (EPA Method 537 Mod)	<4.0	<4.0	<4.0
PFMOAA	<5 UJ	<5 UJ	<5 UJ
PFO2HxA	<2 UJ	<2 UJ	<2 UJ
PFO3OA	<2 UJ	<2 UJ	<2 UJ
PFO4DA	<2 UJ	<2 UJ	<2 UJ
PFO5DA	<2 UJ	<2 UJ	<2 UJ
PMPA	<10 UJ	<10 UJ	<10 UJ
PEPA	<20 UJ	<20 UJ	<20 UJ
PFESA-BP1	<2 UJ	<2 UJ	<2 UJ
PFESA-BP2	<2 UJ	<2 UJ	<2 UJ
Byproduct 4	<2 UJ	<2 UJ	<2 UJ
Byproduct 5	<2 UJ	<2 UJ	<2 UJ
Byproduct 6	<2 UJ	<2 UJ	<2 UJ
NVHOS	<2 UJ	<2 UJ	<2 UJ
EVE Acid	<2 UJ	<2 UJ	<2 UJ
Hydro-EVE Acid	<2 UJ	<2 UJ	<2 UJ
R-EVE	<2 UJ	<2 UJ	<2 UJ
PES	<2 UJ	<2 UJ	<2 UJ
PFECA B	<2 UJ	<2 UJ	<2 UJ
PFECA-G	<2 UJ	<2 UJ	<2 UJ
<b>Total Table 3+ Compounds*</b>	ND	ND	ND
<b>Other PFAS (ng/L)</b>			
10:2 Fluorotelomer sulfonate	<2.0	<2.0	<2.0
1H,1H,2H,2H-perfluorodecanesulfonate (8:2 FTS)	<20	<20	<20
1H,1H,2H,2H-perfluorohexanesulfonate (4:2 FTS)	<20	<20	<20
2-(N-ethyl perfluoro-1-octanesulfonamido)-ethanol	<b>820 J</b>	<b>850 J</b>	<b>780 J</b>
2-(N-methyl perfluoro-1-octanesulfonamido)-ethanol	<110	<110	<110
6:2 Fluorotelomer sulfonate	<20	<20	<20
ADONA	<2.1	<2.1	<2.1
NaDONA	<2.1	<2.1	<2.1
N-ethyl perfluorooctane sulfonamidoacetic acid	<20	<20	<20
N-ethylperfluoro-1-octanesulfonamide	<37 UJ	<37 UJ	<37
N-methyl perfluoro-1-octanesulfonamide	<35	<35	<35
N-methyl perfluorooctane sulfonamidoacetic acid	<20	<20	<20
Perfluorobutane Sulfonic Acid	<2.0	<2.0	<2.0
Perfluorobutanoic Acid	<2.0	<2.0	<2.0
Perfluorodecane Sulfonic Acid	<2.0	<2.0	<2.0
Perfluorodecanoic Acid	<2.0	<2.0	<2.0
Perfluorododecane sulfonic acid (PFDoS)	<2.0	<2.0	<2.0
Perfluorododecanoic Acid	<2.0	<2.0	<2.0
Perfluoroheptane sulfonic acid (PFHpS)	<2.0	<2.0	<2.0
Perfluoroheptanoic Acid	<2.0	<2.0	<2.0
Perfluorohexadecanoic acid (PFHxDA)	<2.0	<2.0	<2.0
Perfluorohexane Sulfonic Acid	<2.0	<2.0	<2.0
Perfluorohexanoic Acid	<2.0	<2.0	<2.0
Perfluorononanesulfonic acid	<2.0	<2.0	<2.0
Perfluorononanoic Acid	<2.0	<2.0	<2.0
Perfluorooctadecanoic acid	<2.0	<2.0	<2.0
Perfluorooctane Sulfonamide	<2.0	<2.0	<2.0
Perfluoropentane sulfonic acid (PFPeS)	<2.0	<2.0	<2.0
Perfluoropentanoic Acid	<2.0	<2.0	<2.0
Perfluorotetradecanoic Acid	<2.0	<2.0	<2.0
Perfluorotridecanoic Acid	<2.0	<2.0	<2.0
Perfluoroundecanoic Acid	<2.0	<2.0	<2.0
PFOA	<2.0	<2.0	<2.0
PFOS	<2.0	<2.0	<2.0
F-53B Major (9Cl-PF3ONS)	--	--	--
F-53B Minor (11Cl-PF3OUdS)	--	--	--

**Notes:**

\* - Total Table 3+ was calculated including J qualified data but not non-detect data. The total Table 3+ sum is rounded to two significant figures.  
**Bold** - Analyte detected above associated reporting limit  
EPA - Environmental Protection Agency  
B - Not detected substantially above the level reported in the laboratory or field blanks.  
J - Analyte detected. Reported value may not be accurate or precise  
ND - No Table 3+ compounds were detected above their associated reporting limits.  
ng/L - nanograms per liter  
QA/QC - Quality assurance/ quality control  
SOP - standard operating procedure  
UJ - Analyte not detected. Reporting limit may not be accurate or precise.  
-- - No data reported  
< - Analyte not detected above associated reporting limit.



**TABLE 5  
ANALYTICAL RESULTS - ALL SAMPLING EVENTS  
Chemours Fayetteville Works, North Carolina**

Location ID	EQBLK				
	June 2019		August 2019		
Sampling Event	STW-EQBLK-1	STW-EQBLK-2	STW-EB-01-082119	STW-EB-02-082119	STW-EB-03-082119
Field Sample ID	STW-EQBLK-1	STW-EQBLK-2	STW-EB-01-082119	STW-EB-02-082119	STW-EB-03-082119
Date Sampled	06/28/2019	06/27/2019	8/21/2019	8/21/2019	8/21/2019
Analytical Laboratory	TestAmerica	TestAmerica	TestAmerica	TestAmerica	TestAmerica
QA/QC	Equipment Blank	Equipment Blank	Equipment Blank	Equipment Blank	Equipment Blank
<b>Table 3+ Lab SOP (ng/L)</b>					
HFPO-DA (EPA Method 537 Mod)	<4	<4	<2	<2	<2
PFMOAA	<5	<5	<5	<5	<5
PFO2HxA	<2	<2	<2	<2	<2
PFO3OA	<2	<2	<2	<2	<2
PFO4DA	<2	<2	<2	<2	<2
PFO5DA	<2	<2	<2	<2	<2
PMPA	<10	<10	<10	<10	<10
PEPA	<20	<20	<20	<20	<20
PFESA-BP1	<2	<2	<2	<2	<2
PFESA-BP2	<2	<2	<2	<2	<2
Byproduct 4	<2	<2	<2	<2	<2
Byproduct 5	<2	<2	<2	<2	<2
Byproduct 6	<2	<2	<2	<2	<2
NVHOS	<2	<2	<2	<2	<2
EVE Acid	<2	<2	<2	<2	<2
Hydro-EVE Acid	<2	<2	<2	<2	<2
R-EVE	<2	<2	<2	<2	<2
PES	<2	<2	<2	<2	<2
PFECA B	<2	<2	<2	<2	<2
PFECA-G	<2	<2	<2	<2	<2
<b>Total Table 3+ Compounds*</b>	ND	ND	ND	ND	ND
<b>Other PFAS (ng/L)</b>					
10:2 Fluorotelomer sulfonate	<2	<2	<2	<2	<2
1H,1H,2H,2H-perfluorodecanesulfonate (8:2 FTS)	<20	<20	<20	<20	<20
1H,1H,2H,2H-perfluorohexanesulfonate (4:2 FTS)	<20	<20	<20	<20	<20
2-(N-ethyl perfluoro-1-octanesulfonamido)-ethanol	<2	<2	<2	<2	<2
2-(N-methyl perfluoro-1-octanesulfonamido)-ethanol	<2	<2	<4	<4	<4
6:2 Fluorotelomer sulfonate	<20	<20	<20	<20	<20
ADONA	<2.1	<2.1	<2.1	<2.1	<2.1
NaDONA	<2.1	<2.1	<2.1	<2.1	<2.1
N-ethyl perfluorooctane sulfonamidoacetic acid	<20	<20	<20	<20	<20
N-ethylperfluoro-1-octanesulfonamide	<2	<2	<2	<2	<2
N-methyl perfluoro-1-octanesulfonamide	<2	<2	<2	<2	<2
N-methyl perfluorooctane sulfonamidoacetic acid	<20	<20	<20	<20	<20
Perfluorobutane Sulfonic Acid	<2	<2	<2	<2	<2
Perfluorobutanoic Acid	<2	<2	<2	<2	<2
Perfluorodecane Sulfonic Acid	<2	<2	<2	<2	<2
Perfluorodecanoic Acid	<2	<2	<2	<2	<2
Perfluorododecane sulfonic acid (PFDoS)	<2	<2	<2	<2	<2
Perfluorododecanoic Acid	<2	<2	<2	<2	<2
Perfluoroheptane sulfonic acid (PFHpS)	<2	<2	<2	<2	<2
Perfluoroheptanoic Acid	<2	<2	<2	<2	<2
Perfluorohexadecanoic acid (PFHxDA)	<2	<2	<2	<2	<2
Perfluorohexane Sulfonic Acid	<2	<2	<2	<2	<2
Perfluorohexanoic Acid	<2	<2	<2	<2	<2
Perfluoronanesulfonic acid	<2	<2	<2	<2	<2
Perfluoronanoic Acid	<2	<2	<2	<2	<2
Perfluorooctadecanoic acid	<2	<2	<2	<2	<2
Perfluorooctane Sulfonamide	<2	<2	<2	<2	<2
Perfluoropentane sulfonic acid (PFPeS)	<2	<2	<2	<2	<2
Perfluoropentanoic Acid	<2	<2	<2	<2	<2
Perfluorotetradecanoic Acid	<2	<2	<2	<2	<2
Perfluorotridecanoic Acid	<2	<2	<2	<2	<2
Perfluoroundecanoic Acid	<2	<2	<2	<b>2</b>	<2
PFOA	<2	<2	<2	<2	<2
PFOS	<2	<2	<2	<2	<2
F-53B Major (9Cl-PF3ONS)	--	--	<2	<2	<2
F-53B Minor (11Cl-PF3OUdS)	--	--	<2	<2	<2

**Notes:**

\* - Total Table 3+ was calculated including J qualified data but not non-detect data. The total Table 3+ sum is rounded to two significant figures.

**Bold** - Analyte detected above associated reporting limit

EPA - Environmental Protection Agency

B - Not detected substantially above the level reported in the laboratory or field blanks.

J - Analyte detected. Reported value may not be accurate or precise

ND - No Table 3+ compounds were detected above their associated reporting limits.

ng/L - nanograms per liter

QA/QC - Quality assurance/ quality control

SOP - standard operating procedure

UJ - Analyte not detected. Reporting limit may not be accurate or precise.

-- - No data reported

< - Analyte not detected above associated reporting limit.

**TABLE 5  
ANALYTICAL RESULTS - ALL SAMPLING EVENTS  
Chemours Fayetteville Works, North Carolina**

Location ID	EQBLK				
	Sampling Event	October 2019			December 2019
Field Sample ID	STW-EB-01-100919	STW-EB-02-100919	STW-EB-03-100919	STW-EQBLK-DR-122019	STW-EQBLK-IO-122019
Date Sampled	10/9/2019	10/9/2019	10/9/2019	12/20/2019	12/20/2019
Analytical Laboratory	TestAmerica	TestAmerica	TestAmerica	TestAmerica	TestAmerica
QA/QC	Equipment Blank	Equipment Blank	Equipment Blank	Equipment Blank	Equipment Blank
<b>Table 3+ Lab SOP (ng/L)</b>					
HFPO-DA (EPA Method 537 Mod)	<4	<4	<4	<4	<4
PFMOAA	<5	<5	<5	<5	<5
PFO2HxA	<2	<2	<2	<2	<2
PFO3OA	<2	<2	<2	<2	<2
PFO4DA	<2	<2	<2	<2	<2
PFO5DA	<2	<2	<2	<2	<2
PMPA	<10	<10	<10	<b>10</b>	<b>10</b>
PEPA	<20	<20	<20	<20	<20
PFESA-BP1	<2	<2	<2	<2	<2
PFESA-BP2	<2	<2	<2	<2	<2
Byproduct 4	<2	<2	<2	<2	<2
Byproduct 5	<2	<2	<2	<2	<2
Byproduct 6	<2	<2	<2	<2	<2
NVHOS	<2	<2	<2	<2	<2
EVE Acid	<2	<2	<2	<2	<2
Hydro-EVE Acid	<2	<2	<2	<2	<2
R-EVE	<2	<2	<2	<2	<2
PES	<2	<2	<2	<2	<2
PFECA B	<2	<2	<2	<2	<2
PFECA-G	<2	<2	<2	<2	<2
<b>Total Table 3+ Compounds*</b>	ND	ND	ND	<b>10</b>	<b>10</b>
<b>Other PFAS (ng/L)</b>					
10:2 Fluorotelomer sulfonate	<2	<2	<2	<2	<2
1H,1H,2H,2H-perfluorodecanesulfonate (8:2 FTS)	<20	<20	<20	<20	<20
1H,1H,2H,2H-perfluorohexanesulfonate (4:2 FTS)	<20	<20	<20	<20	<20
2-(N-ethyl perfluoro-1-octanesulfonamido)-ethanol	<2	<2	<2	<2	<2
2-(N-methyl perfluoro-1-octanesulfonamido)-ethanol	<4	<4	<4	<4	<4
6:2 Fluorotelomer sulfonate	<20	<20	<20	<20	<20
ADONA	<2.1	<2.1	<2.1	<2.1	<2.1
NaDONA	<2.1	<2.1	<2.1	<2.1	<2.1
N-ethyl perfluorooctane sulfonamidoacetic acid	<20	<20	<20	<20	<20
N-ethylperfluoro-1-octanesulfonamide	<2	<2	<2	<2	<2
N-methyl perfluoro-1-octanesulfonamide	<2	<2	<2	<2	<2
N-methyl perfluorooctane sulfonamidoacetic acid	<20	<20	<20	<20	<20
Perfluorobutane Sulfonic Acid	<2	<2	<2	<2	<2
Perfluorobutanoic Acid	<2	<2	<2	<2	<2
Perfluorodecane Sulfonic Acid	<2	<2	<2	<2	<2
Perfluorodecanoic Acid	<2	<2	<2	<2	<2
Perfluorododecane sulfonic acid (PFDoS)	<2	<2	<2	<2	<2
Perfluorododecanoic Acid	<2	<2	<2	<2	<2
Perfluoroheptane sulfonic acid (PFHpS)	<2	<2	<2	<2	<2
Perfluoroheptanoic Acid	<2	<2	<2	<2	<2
Perfluorohexadecanoic acid (PFHxDA)	<2	<2	<2	<2	<2
Perfluorohexane Sulfonic Acid	<2	<2	<2	<2	<2
Perfluorohexanoic Acid	<2	<2	<2	<2	<2
Perfluorononanesulfonic acid	<2	<2	<2	<2	<2
Perfluorononanoic Acid	<2	<2	<2	<2	<2
Perfluorooctadecanoic acid	<2	<2	<2	<2	<2
Perfluorooctane Sulfonamide	<2	<2	<2	<2	<2
Perfluoropentane sulfonic acid (PFPeS)	<2	<2	<2	<2	<2
Perfluoropentanoic Acid	<2	<2	<2	<2	<2
Perfluorotetradecanoic Acid	<2	<2	<2	<2	<2
Perfluorotridecanoic Acid	<2	<2	<2	<2	<2
Perfluoroundecanoic Acid	<2	<2	<2	<2	<2
PFOA	<2	<2	<2	<2	<2
PFOS	<2	<2	<2	<2	<2
F-53B Major (9Cl-PF3ONS)	<2	<2	<2	<2	<2
F-53B Minor (11Cl-PF3OUdS)	<2	<2	<2	<2	<2

**Notes:**

- \* - Total Table 3+ was calculated including J qualified data but not non-detect data. The total Table 3+ sum is rounded to two significant figures.
- Bold** - Analyte detected above associated reporting limit
- EPA - Environmental Protection Agency
- B - Not detected substantially above the level reported in the laboratory or field blanks.
- J - Analyte detected. Reported value may not be accurate or precise
- ND - No Table 3+ compounds were detected above their associated reporting limits.
- ng/L - nanograms per liter
- QA/QC - Quality assurance/ quality control
- SOP - standard operating procedure
- UJ - Analyte not detected. Reporting limit may not be accurate or precise.
- - No data reported
- < - Analyte not detected above associated reporting limit.

**TABLE 5  
ANALYTICAL RESULTS - ALL SAMPLING EVENTS  
Chemours Fayetteville Works, North Carolina**

Location ID	FBLK				
	April 2019	June 2019	August 2019	October 2019	December 2019
Sampling Event	DSTW-TB-042519	STW-LOC-FBLK-1	STW-FB-082119	STW-FB-100919	STW-FBLK-122019
Field Sample ID					
Date Sampled	04/25/2019	06/27/2019	8/21/2019	10/9/2019	12/20/2019
Analytical Laboratory	TestAmerica	TestAmerica	TestAmerica	TestAmerica	TestAmerica
QA/QC	Field Blank	Field Blank	Field Blank	Field Blank	Field Blank
<b>Table 3+ Lab SOP (ng/L)</b>					
HFPO-DA (EPA Method 537 Mod)	<4.0	<4	<2	<4	<4 UJ
PFMOAA	<5 UJ	<5	<5	<5	<5
PFO2HxA	<2 UJ	<2	<2	<2	<2
PFO3OA	<2 UJ	<2	<2	<2	<2
PFO4DA	<2 UJ	<2	<2	<2	<2
PFO5DA	<2 UJ	<2	<2	<2	<2
PMPA	<10 UJ	<10	<10	<10	<b>10</b>
PEPA	<20 UJ	<20	<20	<20	<20
PFESA-BP1	<2 UJ	<2	<2	<2	<2
PFESA-BP2	<2 UJ	<2	<2	<2	<2
Byproduct 4	<2 UJ	<2	<2	<2	<2
Byproduct 5	<2 UJ	<2	<2	<2	<2
Byproduct 6	<2 UJ	<2	<2	<2	<2
NVHOS	<2 UJ	<2	<2	<2	<2
EVE Acid	<2 UJ	<2	<2	<2	<2
Hydro-EVE Acid	<2 UJ	<2	<2	<2	<2
R-EVE	<2 UJ	<2	<2	<2	<2
PES	<2 UJ	<2	<2	<2	<2
PFECA B	<2 UJ	<2	<2	<2	<2
PFECA-G	<2 UJ	<2	<2	<2	<2
<b>Total Table 3+ Compounds*</b>	ND	ND	ND	ND	<b>10</b>
<b>Other PFAS (ng/L)</b>					
10:2 Fluorotelomer sulfonate	<2.0	<2	<2	<2	<2
1H,1H,2H,2H-perfluorodecanesulfonate (8:2 FTS)	<20	<20	<20	<20	<20
1H,1H,2H,2H-perfluorohexanesulfonate (4:2 FTS)	<20	<20	<20	<20	<20
2-(N-ethyl perfluoro-1-octanesulfonamido)-ethanol	<60	<2	<2	<2	<2
2-(N-methyl perfluoro-1-octanesulfonamido)-ethanol	<110	<2	<4	<4	<4
6:2 Fluorotelomer sulfonate	<20	<20	<20	<20	<20
ADONA	<2.1	<2.1	<2.1	<2.1	<2.1
NaDONA	<2.1	<2.1	<2.1	<2.1	<2.1
N-ethyl perfluorooctane sulfonamidoacetic acid	<20	<20	<20	<20	<20
N-ethylperfluoro-1-octanesulfonamide	<37	<2	<2	<2	<2
N-methyl perfluoro-1-octanesulfonamide	<35	<2	<2	<2	<2
N-methyl perfluorooctane sulfonamidoacetic acid	<20	<20	<20	<20	<20
Perfluorobutane Sulfonic Acid	<2.0	<2	<2	<2	<2
Perfluorobutanoic Acid	<2.0	<2	<2	<2	<2 UJ
Perfluorodecane Sulfonic Acid	<2.0	<2	<2	<2	<2
Perfluorodecanoic Acid	<2.0	<2	<2	<2	<2
Perfluorododecane sulfonic acid (PFDoS)	<2.0	<2	<2	<2	<2
Perfluorododecanoic Acid	<2.0	<2	<2	<2	<2
Perfluoroheptane sulfonic acid (PFHpS)	<2.0	<2	<2	<2	<2
Perfluoroheptanoic Acid	<2.0	<2	<2	<2	<2 UJ
Perfluorohexadecanoic acid (PFHxDA)	<2.0	<2	<2	<2	<2
Perfluorohexane Sulfonic Acid	<2.0	<2	<2	<2	<2
Perfluorohexanoic Acid	<2.0	<2	<2	<2	<2 UJ
Perfluoronanesulfonic acid	<2.0	<2	<2	<2	<2
Perfluoronanoic Acid	<2.0	<2	<2	<2	<2
Perfluorooctadecanoic acid	<2.0	<2	<2	<2	<2
Perfluorooctane Sulfonamide	<2.0	<2	<2	<2	<2
Perfluoropentane sulfonic acid (PFPeS)	<2.0	<2	<2	<2	<2
Perfluoropentanoic Acid	<2.0	<2	<2	<2	<2 UJ
Perfluorotetradecanoic Acid	<2.0	<2	<2	<2	<2
Perfluorotridecanoic Acid	<2.0	<2	<2	<2	<2
Perfluoroundecanoic Acid	<2.0	<2	<2	<2	<2
PFOA	<2.0	<2	<2	<2	<2 UJ
PFOS	<2.0	<2	<2	<2	<2
F-53B Major (9Cl-PF3ONS)	--	--	<2	<2	<2
F-53B Minor (11Cl-PF3OUdS)	--	--	<2	<2	<2

**Notes:**

\* - Total Table 3+ was calculated including J qualified data but not non-detect data. The total Table 3+ sum is rounded to two significant figures.

**Bold** - Analyte detected above associated reporting limit

EPA - Environmental Protection Agency

B - Not detected substantially above the level reported in the laboratory or field blanks.

J - Analyte detected. Reported value may not be accurate or precise

ND - No Table 3+ compounds were detected above their associated reporting limits.

ng/L - nanograms per liter

QA/QC - Quality assurance/ quality control

SOP - standard operating procedure

UJ - Analyte not detected. Reporting limit may not be accurate or precise.

-- - No data reported

< - Analyte not detected above associated reporting limit.

**TABLE 6**  
**TOTAL DAILY PRECIPITATION -**  
**2019 QUARTER 4**  
**Chemours Fayetteville Works, North Carolina**

<b>Date</b>	<b>Total Precipitation (inches)</b>	<b>Measured Outfall Flow (MGD)</b>
10/1/2019	--	18
10/2/2019	--	24
10/3/2019	--	24
10/4/2019	--	25
10/5/2019	--	24
10/6/2019	--	25
10/7/2019	--	27
10/8/2019	--	20
10/9/2019	--	24
10/10/2019	--	25
10/11/2019	--	14
10/12/2019	--	2.9
10/13/2019	0.48	0.0
10/14/2019	0.04	1.2
10/15/2019	--	0.0
10/16/2019	0.30	0.0
10/17/2019	--	1.0
10/18/2019	--	0.0
10/19/2019	0.03	0.0
10/20/2019	0.68	1.5
10/21/2019	--	0.0
10/22/2019	--	0.2
10/23/2019	--	3.7
10/24/2019	--	2.7
10/25/2019	--	13
10/26/2019	--	9.4
10/27/2019	--	6.9
10/28/2019	--	5.6
10/29/2019	--	7.8
10/30/2019	--	9.0
10/31/2019	0.07	10
11/1/2019	--	8.7
11/2/2019	--	10
11/3/2019	--	11
11/4/2019	--	7.4
11/5/2019	--	9.2
11/6/2019	--	8.6
11/7/2019	0.04	10
11/8/2019	0.51	10
11/9/2019	--	9.3
11/10/2019	--	9.3
11/11/2019	--	9.2
11/12/2019	0.29	9.4
11/13/2019	--	8.9
11/14/2019	0.10	18
11/15/2019	0.96	21
11/16/2019	0.17	20
11/17/2019	--	20
11/18/2019	0.14	21
11/19/2019	0.01	22
11/20/2019	--	20
11/21/2019	--	22

**TABLE 6**  
**TOTAL DAILY PRECIPITATION -**  
**2019 QUARTER 4**  
**Chemours Fayetteville Works, North Carolina**

Date	Total Precipitation (inches)	Measured Outfall Flow (MGD)
11/22/2019	--	22
11/23/2019	0.35	22
11/24/2019	--	21
11/25/2019	--	20
11/26/2019	--	21
11/27/2019	--	21
11/28/2019	--	21
11/29/2019	--	20
11/30/2019	0.13	25
12/1/2019	1.24	21
12/2/2019	--	20
12/3/2019	--	20
12/4/2019	--	21
12/5/2019	--	20
12/6/2019	0.01	21
12/7/2019	--	21
12/8/2019	0.19	21
12/9/2019	0.01	19
12/10/2019	--	21
12/11/2019	0.09	19
12/12/2019	--	21
12/13/2019	1.27	24
12/14/2019	0.24	20
12/15/2019	--	21
12/16/2019	--	21
12/17/2019	0.71	22
12/18/2019	--	12
12/19/2019	--	19
12/20/2019	--	21
12/21/2019	--	22
12/22/2019	0.21	22
12/23/2019	1.01	22
12/24/2019	--	22
12/25/2019	--	21
12/26/2019	--	22
12/27/2019	--	20
12/28/2019	--	21
12/29/2019	0.18	22
12/30/2019	0.84	22
12/31/2019	--	21

**Notes:**

Precipitation data obtained from USGS rain gauge at W.O. Huske Dam.

MGD - million gallons per day

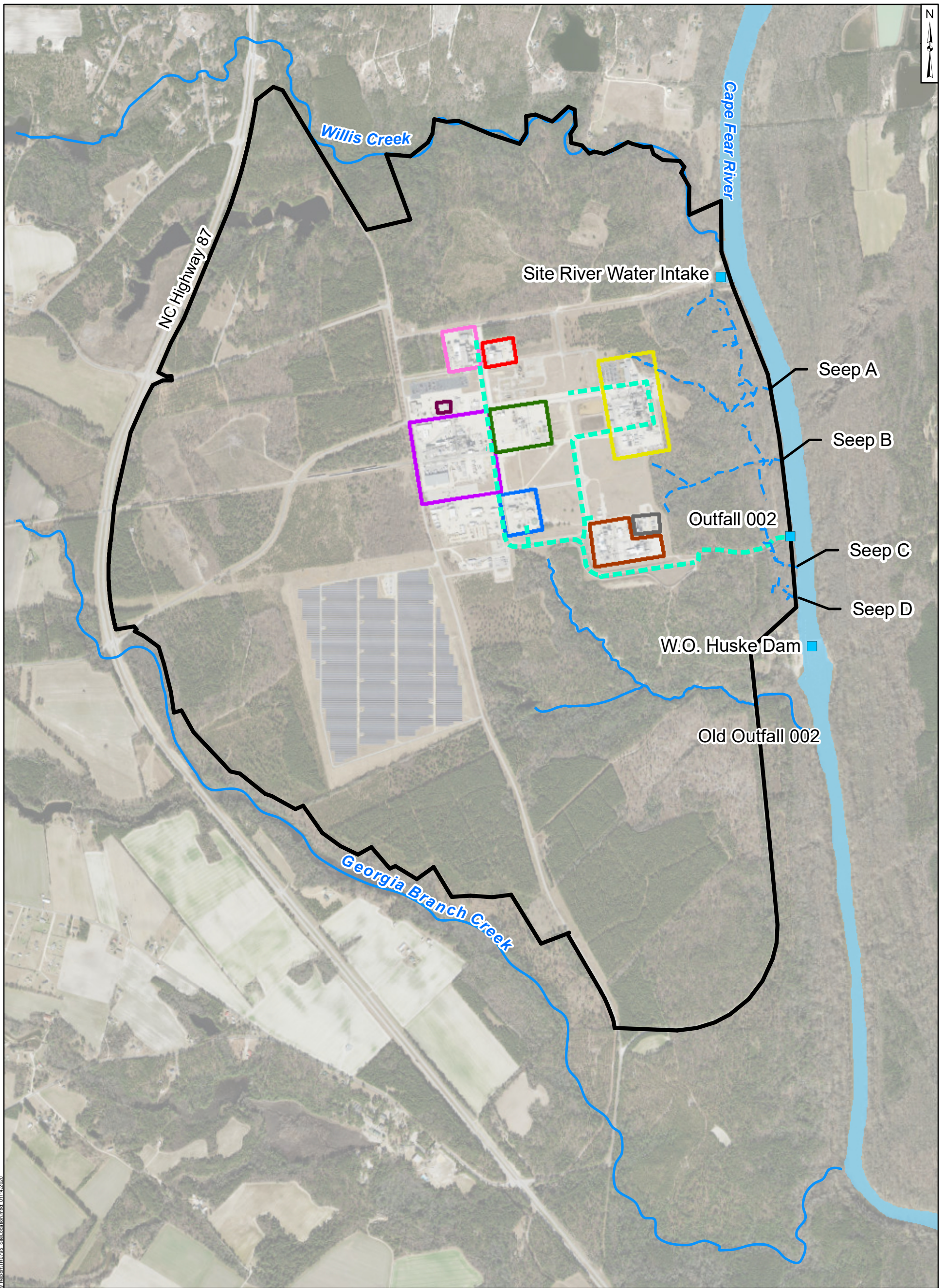
USGS - United States Geological Survey

-- - below USGS measurement threshold

*72 hour period prior to sample collection date****Sample collection date******Location 8 (effluent to the wastewater treatment plant) sample collection date***

# FIGURES





<b>Legend</b>		
<span style="color: blue;">■</span> Site Features	<span style="border: 1px solid yellow;"> </span> Areas at Site	<span style="border: 1px solid purple;"> </span> Kuraray Trosifol® Leased Area
<span style="border-bottom: 2px solid black;"> </span> Site Boundary	<span style="border: 1px solid red;"> </span> Chemours Polymer Processing Aid Area	<span style="border: 1px solid blue;"> </span> Wastewater Treatment Plant
<span style="color: blue;">—</span> Nearby Tributary	<span style="border: 1px solid orange;"> </span> DuPont Polyvinyl Fluoride Leased Area	<span style="border: 1px solid green;"> </span> Power - Filtered and Demineralized Water Production
<span style="color: blue;">- - -</span> Observed Seep (Natural Drainage)	<span style="border: 1px solid grey;"> </span> Former DuPont PMDF Area	<span style="border: 1px solid purple;"> </span> Kuraray Laboratory
<span style="color: cyan;">- - -</span> Site Drainage Network	<span style="border: 1px solid pink;"> </span> Kuraray SentryGlas® Leased Area	

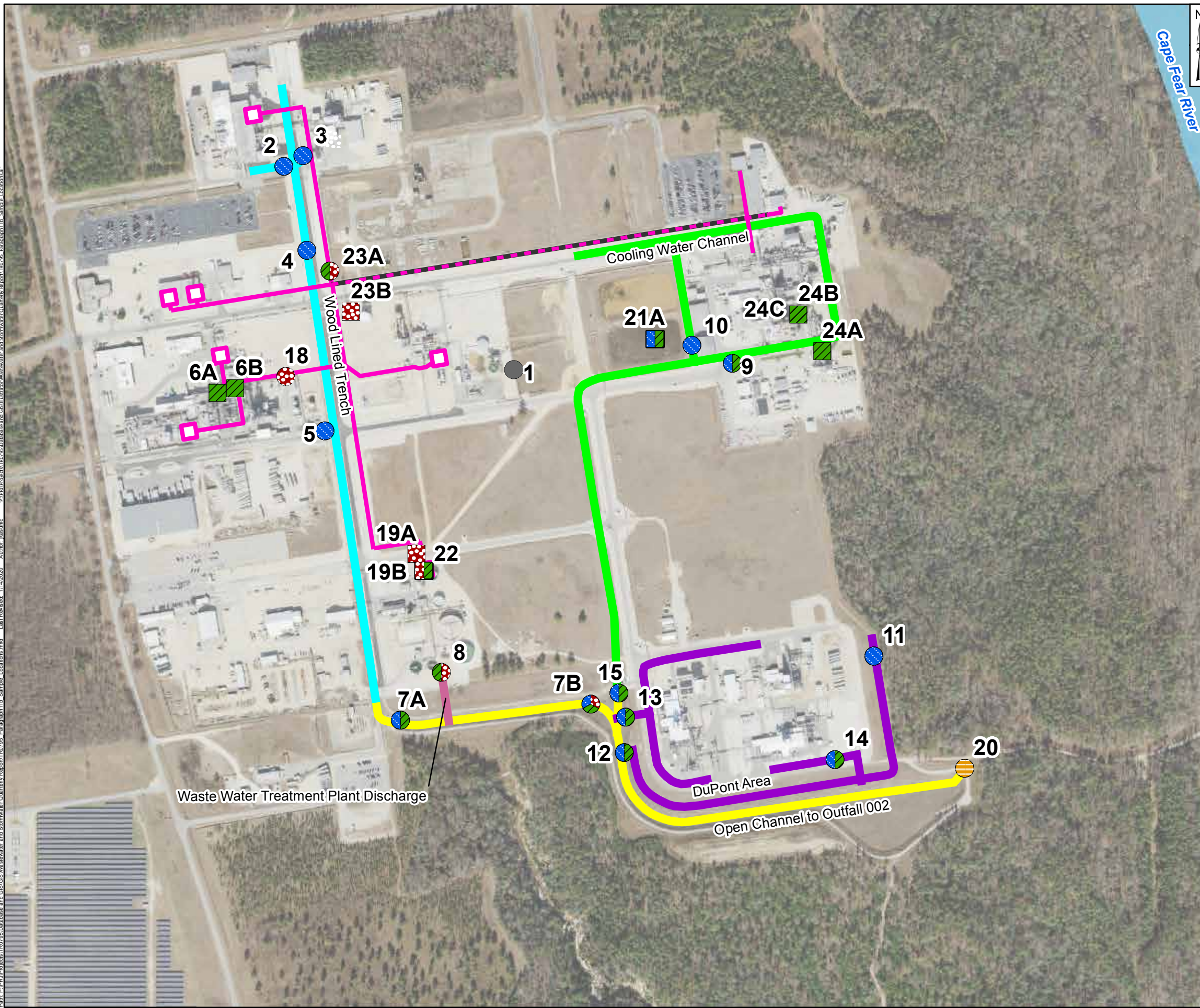
**Notes:**  
 1. The outline of the Cape Fear River shown on this figure is approximate (River outline based on compilation of open data sources from ArcGIS online service and North Carolina Department of Environmental Quality Online GIS - Major Hydro shapefile).  
 2. Basemap sources: Esri, DigitalGlobe, GeoEye, Earthstar Geographics, CNES/Airbus DS, USDA, USGS, AeroGRID, IGN, and the GIS User Community

<b>Site Location Map</b> Chemours Fayetteville Works, North Carolina	
<b>Geosyntec</b> consultants	Geosyntec Consultants of NC, P.C. NC License No.: C 3500 and C 295
Raleigh	January 2020
<b>Figure</b> <b>1</b>	

Path: P:\Projects\TR07\GIS\GIS\Water\Water and Stormwater\Quarterly Report\TR07\95\_SiteLocation.mxd, 01/14/2020



Path: P:\P\Projects\TR0795 Database and GIS\GIS\Water and Stormwater\Quarterly Report\TR0795 - Paragraph 11b - Sample Locations.mxd  
 Author: kstunic  
 Last Revised: 1/14/2020  
 Projection: NAD 1983 StatePlane North Carolina FIPS 3200 Feet Units in Foot US



**Legend**

- Temporal Composite Sample
- Grab Sample

**Sample Location Category**

- Outfall 002
- Intake River Water at Facility
- Process wastewater
- Non-process wastewater
- Stormwater

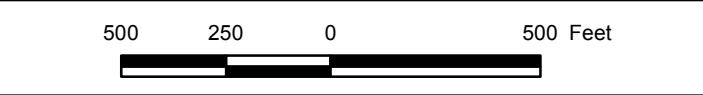
**Discharge Areas**

- Wood Lined Trench
- Wastewater Treatment Plant Discharge
- Cooling Water Channel
- Open Channel to Outfall 002
- DuPont Area

**Other Connections**

- Pipe Connection to Facility
- Terracotta Pipe and Piping Connected to Terracotta Pipe
- Grouted Pipe Section

**Note:**  
 Prior to December 2019, Locations 18 and 23A were collected as grab samples.



**Paragraph 11(b) Sample Locations**  
 Chemours Fayetteville Works, North Carolina



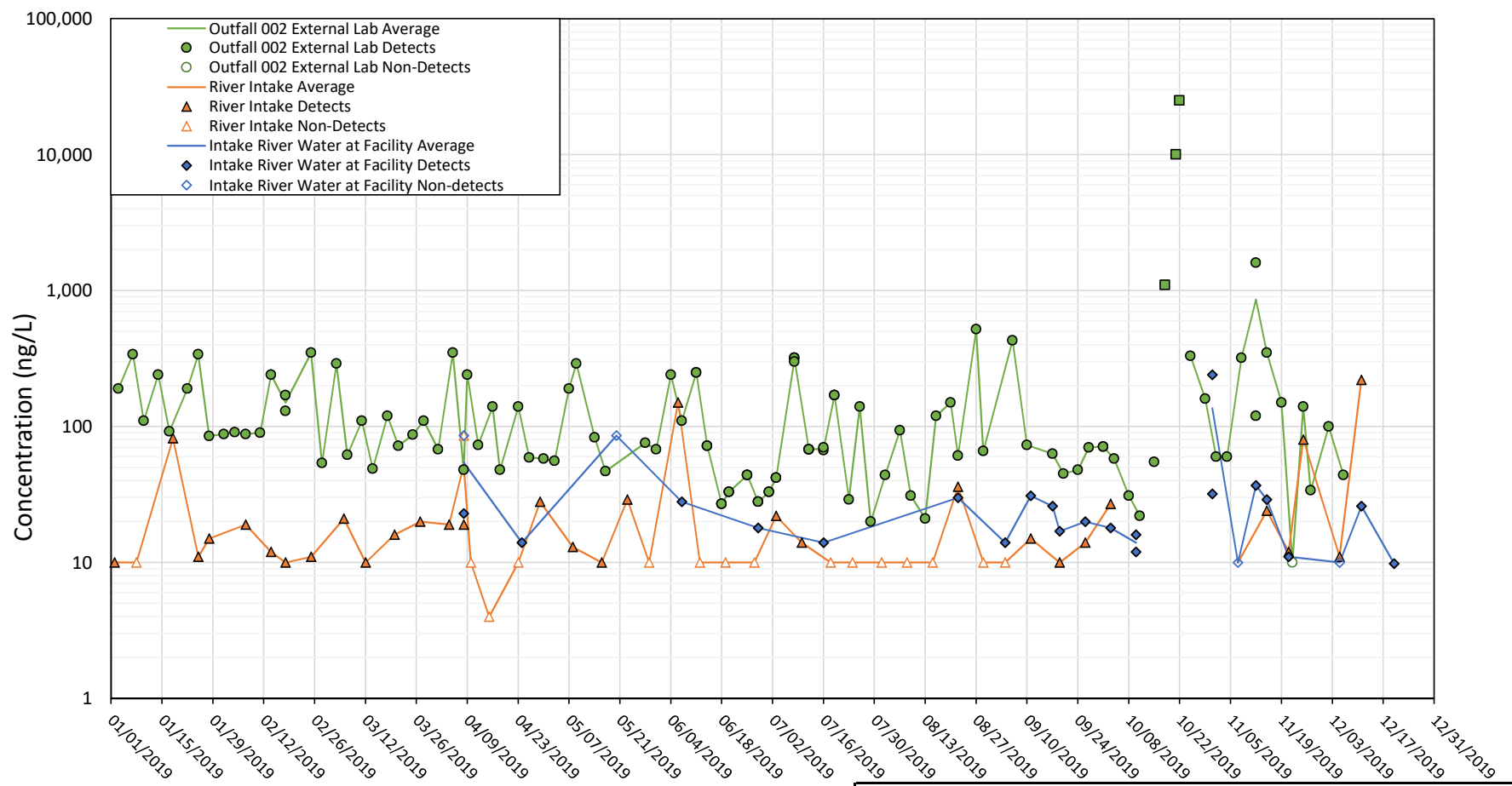








https://projects.libellulib.com/57/Comment/Shared Documents/11 - Paragraph 11/P11 Tables/Outfall Out of Scope/Recording of Data Updates/DAWF - Outfall 002 & Intake Pits - Separate Graph 1f

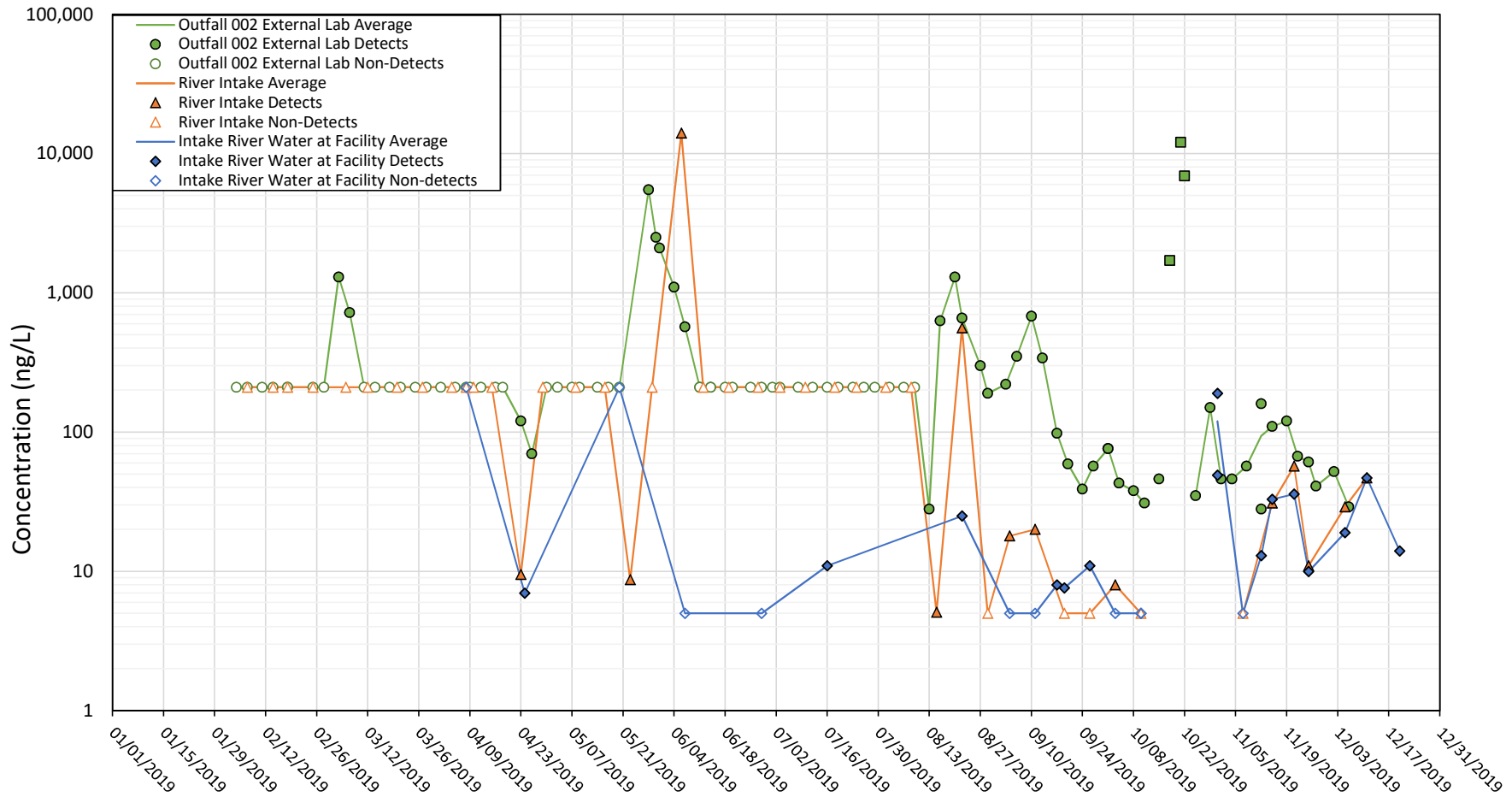


**Notes:**  
 - Outfall 002 samples are 3.5 day composite samples except for samples on October 18, 21 and 22 2019, which were grab samples (square symbols).  
 - Intake samples are grab samples.  
 - The plant was shutdown and not discharging cooling water from Outfall 002 during the Plant Turn Around between October 12, 2019 and October 24, 2019. The data series are discontinuous to represent the Plant Turn Around.

**Acronyms:**  
 ng / L: nanograms per liter

<b>Intake and Outfall 002 Concentrations - HFPO-DA</b> Chemours Fayetteville Works, North Carolina		Figure  <b>4A</b>
Geosyntec Consultants of NC, P.C. NC License No.: C 3500 and C 295		
Raleigh	January 2020	

https://projects.ei.gso.com/Shared/Document/11/Paragraph/17/1711/Task/Outfall%20of%20Scope/Recuring%20data%20update/172447- Outfall 002 & Intake Non - Separate Gr




**Notes:**

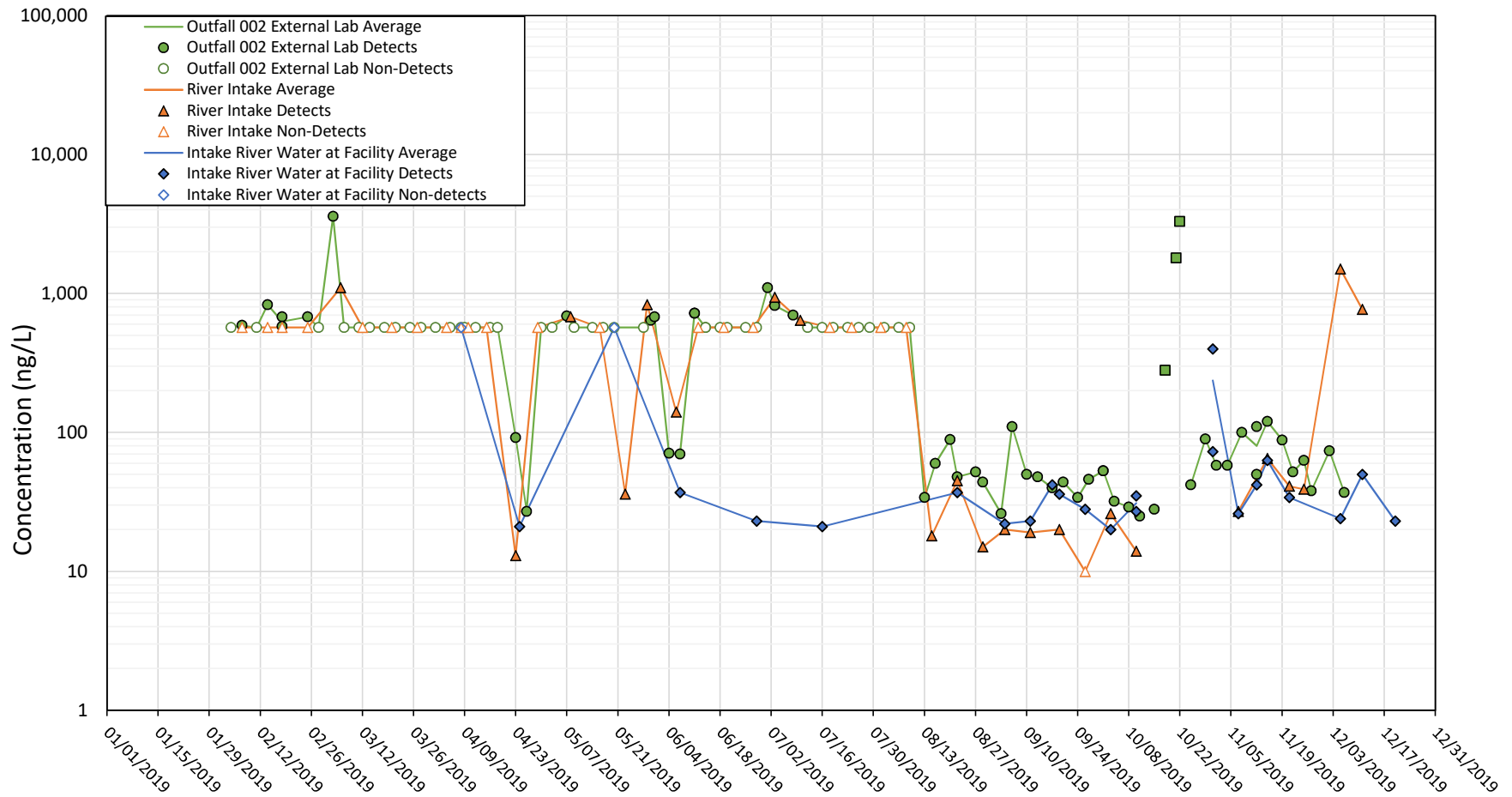
- Outfall 002 samples are 3.5 day composite samples except for samples on October 18, 21 and 22 2019, which were grab samples (square symbols).
- Intake samples are grab samples.
- The plant was shutdown and not discharging cooling water from Outfall 002 during the Plant Turn Around between October 12, 2019 and October 24, 2019. The data series are discontinuous to represent the Plant Turn Around.

**Acronyms:**

ng / L: nanograms per liter

<b>Intake and Outfall 002 Concentrations - PFMOA</b> Chemours Fayetteville Works, North Carolina		<b>Figure</b>  <b>4B</b>
 Geosyntec Consultants of NC, P.C. NC License No.: C 3500 and C 295		
Raleigh	January 2020	

https://projects.ebas.com/Project/Shared/Document/11/Paragraph/17/171/Intake/Outfall/Out of Scope/Recycling data updates/120447 - Outfall 002 & Intake Non - Separate Gr



**Notes:**

- Outfall 002 samples are 3.5 day composite samples except for samples on October 18, 21 and 22 2019, which were grab samples (square symbols).
- Intake samples are grab samples.
- The plant was shutdown and not discharging cooling water from Outfall 002 during the Plant Turn Around between October 12, 2019 and October 24, 2019. The data series are discontinuous to represent the Plant Turn Around.

**Acronyms:**

ng / L: nanograms per liter

<b>Intake and Outfall 002 Concentrations - PMPA</b> Chemours Fayetteville Works, North Carolina		Figure  <b>4C</b>
<b>Geosyntec</b> consultants	Geosyntec Consultants of NC, P.C. NC License No.: C 3500 and C 295	
Raleigh	January 2020	

APPENDIX A  
Field Parameters

**TABLE A.1**  
**GRAB SAMPLE FIELD PARAMETERS - 2019 QUARTER 4**  
**Chemours Fayetteville Works, North Carolina**

Location	pH		Temperature (°C)		Specific Conductivity (mS/cm)		Dissolved Oxygen (mg/L)		ORP (mV)		Turbidity (NTU)	
	October 2019	December 2019	October 2019	December 2019	October 2019	December 2019	October 2019	December 2019	October 2019	December 2019	October 2019	December 2019
6A	8.8	7.0	27	12	0.17	0.10	4.0	10	480	240	10	100
6B	7.9	6.7	26	12	0.16	0.10	4.1	11	620	320	10	44
18*	9.5	N/A	30	N/A	0.001	N/A	5.1	N/A	-17	N/A	460	N/A
19A	8.4	6.8	36	17	0.073	0.12	3.0	5.7	180	220	140	11
19B	8.9	7.1	34	30	0.093	0.09	2.9	6.5	120	210	33	10
21A	8.0	7.4	25	6.9	0.16	0.15	4.9	11	330	200	6.1	0.57
22	10	11	32	27	0.20	1.3	3.2	6.4	59	74	240	18
23A*	6.2	N/A	27	N/A	0.17	N/A	3.7	N/A	27	N/A	11	N/A
23B	6.7	7.9	32	23	0.16	0.13	4.8	7.4	-3	180	13	0
24A	--	7.2	--	12	--	0.10	--	10.4	--	220	--	49
24B	7.9	8.4	25	12	0.17	0.15	4.2	10.7	260	120	1.8	0
24C	--	7.9	--	13	--	0.14	--	10.3	--	190	--	0

**Notes:**

\* Locations 18 and 23A collected as temporal composites in December 2019, see Table A.2.

-- - sample not collected

°C - degrees Celsius

mg/L - milligrams per liter

mS/cm - milliSiemens per centimeter

mV - millivolt

N/A - no data reported

NTU - nephelometric turbidity units

ORP - oxidation reduction potential

**TABLE A.2**  
**TEMPORAL COMPOSITE SAMPLE FIELD PARAMETERS - 2019 QUARTER 4**  
**Chemours Fayetteville Works, North Carolina**

Location	pH				Temperature (°C)			
	October 2019		December 2019		October 2019		December 2019	
	Initial Reading	Final Reading	Initial Reading	Final Reading	Initial Reading	Final Reading	Initial Reading	Final Reading
1	8.0	5.7	7.4	7.9	25	20	20	13
7A	N/A	5.2	N/A	7.3	N/A	11	N/A	15
7B	N/A	6.3	N/A	7.0	N/A	12	N/A	14
8	7.9	6.7	N/A	7.7	31	10	N/A	12
9	7.7	6.9	7.7	7.4	26	9.3	14	15
10	9.8	7.7	8.0	7.3	23	10	14	16
12	--	--	7.3	7.4	--	--	13	16
14	9.5	7.2	8.2	9.8	42	11	30	24
15	8.6	7.9	7.5	6.8	44	9.0	14	15
18*	--	--	11	9.8	--	--	20	20
20	7.6	7.9	7.5	7.5	26	7.2	11	15
23A*	--	--	N/A	4.6	--	--	N/A	16

**Notes:**

\*Locations 18 and 23A collected as grab samples in October 2019, see Table A.1.

Initial reading collected at the start of sampling directly from the water stream.

Final reading collected after sampling was complete, from autosampler reservoir.

-- - sample not collected

°C - degrees Celsius

mg/L - milligrams per liter

mS/cm - milliSiemens per centimeter

mV - millivolt

N/A - no data reported

NTU - nephelometric turbidity units

ORP - oxidation reduction potential



**TABLE A.2**  
**TEMPORAL COMPOSITE SAMPLE FIELD PARAMETERS - 2019 QUARTER 4**  
**Chemours Fayetteville Works, North Carolina**

Location	Specific Conductivity (mS/cm)				Dissolved Oxygen (mg/L)			
	October 2019		December 2019		October 2019		December 2019	
	Initial Reading	Final Reading	Initial Reading	Final Reading	Initial Reading	Final Reading	Initial Reading	Final Reading
1	0.15	0.19	0.10	0.10	9.4	5.9	11	10
7A	N/A	0.16	N/A	0.10	N/A	6.7	N/A	10
7B	N/A	0.20	N/A	0.16	N/A	4.7	N/A	10
8	0.77	0.72	N/A	1.45	7.2	4.3	N/A	10
9	0.15	0.19	0.10	0.11	8.7	4.6	10	9.8
10	0.074	0.091	0.11	0.10	17	6.5	10	9.8
12	--	--	0.23	0.23	--	--	10	9.5
14	0.17	2.6	0.27	0.26	7.3	4.0	7.7	8.1
15	0.20	0.28	0.11	0.24	8.1	4.1	10	9.8
18*	--	--	0.55	0.59	--	--	8.2	8.4
20	0.20	0.24	0.13	0.13	8.4	5.2	10	10
23A*	--	--	N/A	0.15	--	--	N/A	8.3

**Notes:**

\*Locations 18 and 23A collected as grab samples in October 2019, see Table A.1.

Initial reading collected at the start of sampling directly from the water stream.

Final reading collected after sampling was complete, from autosampler reservoir.

-- - sample not collected

°C - degrees Celsius

mg/L - milligrams per liter

mS/cm - milliSiemens per centimeter

mV - millivolt

N/A - no data reported

NTU - nephelometric turbidity units

ORP - oxidation reduction potential

**TABLE A.2**  
**TEMPORAL COMPOSITE SAMPLE FIELD PARAMETERS - 2019 QUARTER 4**  
**Chemours Fayetteville Works, North Carolina**

Location	ORP (mV)				Turbidity (NTU)			
	October 2019		December 2019		October 2019		December 2019	
	Initial Reading	Final Reading	Initial Reading	Final Reading	Initial Reading	Final Reading	Initial Reading	Final Reading
1	530	270	280	320	7.4	4.2	97	50
7A	N/A	260	N/A	360	N/A	0.0	N/A	36
7B	N/A	270	N/A	290	N/A	0.0	N/A	41
8	150	260	N/A	230	15	0.0	N/A	0.0
9	370	260	240	380	8.1	0.0	52	41
10	180	230	240	270	8.7	73	84	42
12	--	--	200	250	--	--	0.0	0.1
14	99	240	190	120	7.0	0.0	0.0	0.0
15	150	200	170	260	1.4	0.0	48	41
18*	--	--	130	250	--	--	110	120
20	210	200	220	380	6.8	0.0	53	40
23A*	--	--	N/A	380	--	--	N/A	40

**Notes:**

\*Locations 18 and 23A collected as grab samples in October 2019, see Table A.1.

Initial reading collected at the start of sampling directly from the water stream.

Final reading collected after sampling was complete, from autosampler reservoir.

-- - sample not collected

°C - degrees Celsius

mg/L - milligrams per liter

mS/cm - milliSiemens per centimeter

mV - millivolt

N/A - no data reported

NTU - nephelometric turbidity units

ORP - oxidation reduction potential

## APPENDIX B

### Laboratory Reports and DVM Workbooks

## ADQM DATA REVIEW NARRATIVE

**Site** Chemours FAY – Fayetteville

**Project** 4Q19 Stormwater Sampling (updated)

**Project Reviewer** Michael Aucoin, AECOM as a Chemours contractor

**Sampling Dates** October 9 - 10, 2019  
December 20, 23, and 26, 2019

### **Analytical Protocol**

<b><u>Laboratory</u></b>	<b><u>Analytical Method</u></b>	<b><u>Parameter(s)</u></b>
TestAmerica - Sacramento	537 Modified	PFAS <sup>1</sup>
TestAmerica - Sacramento	Cl. Spec. Table 3 Compound SOP	Table 3+ compounds

<sup>1</sup> Perfluoroalkylsubstances, a list of 37 compounds including HFPO-DA.

### **Sample Receipt**

The following items are noted for this data set:

- All samples were received in satisfactory condition and within EPA temperature guidelines on:
  - October 11, 2019
  - December 27, 2019

### **Data Review**

The electronic data submitted for this project was reviewed via the Data Verification Module (DVM) process.

Overall the data is acceptable for use without qualification, except as noted below:

- Some of the analytical results have been qualified B, and may be biased high, or may be false positives, because an associated equipment or trip (travel) blank contained a comparable concentration. Additional analytical results for samples collected during December 2019 and not qualified by the DVM because the trip blank was found in a separate SDG, were manually qualified B as appropriate (up to five times the blank concentration) and may be biased high, or may be false positives, because the associated trip (travel) blank contained a comparable concentration.
- Several analytical results have been qualified J as estimated, and non-detect results qualified UJ indicating an estimated reporting limit, due to poor or very poor recovery of a surrogate, laboratory blank spike, or matrix spike; analysis preparation which exceeded the laboratory hold time; a transition mass ratio for the indicated analyte outside of the established ratio limits, and;

poor field duplicate, lab replicate, or laboratory blank spike precision. See the Data Verification Module (DVM) Narrative Report for which samples were qualified, the specific reasons for qualification, and potential bias in reported results.

**Attachments**

The DVM Narrative report is attached. The lab reports due to a large page count are stored on an AECOM network shared drive and are available to be posted on external shared drives, or on a flash drive.

## Data Verification Module (DVM)

The DVM is an internal review process used by the ADQM group to assist with the determination of data usability. The electronic data deliverables received from the laboratory are loaded into the Locus EIM™ database and processed through a series of data quality checks, which are a combination of software (Locus EIM™ database Data Verification Module (DVM)) and manual reviewer evaluations. The data is evaluated against the following data usability checks:

- Field and laboratory blank contamination
- US EPA hold time criteria
- Missing Quality Control (QC) samples
- Matrix spike(MS)/matrix spike duplicate (MSD) recoveries and the relative percent differences (RPDs) between these spikes
- Laboratory control sample(LCS)/control sample duplicate (LCSD) recoveries and the RPD between these spikes
- Surrogate spike recoveries for organic analyses
- RPD between field duplicate sample pairs
- RPD between laboratory replicates for inorganic analyses
- Difference / percent difference between total and dissolved sample pairs.

There are two qualifier fields in EIM:

**Lab Qualifier** is the qualifier assigned by the lab and may not reflect the usability of the data. This qualifier may have many different meanings and can vary between labs and over time within the same lab. Please refer to the laboratory report for a description of the lab qualifiers. As they are lab descriptors they are not to be used when evaluating the data.

**Validation Qualifier** is the 3rd party formal validation qualifier if this was performed. Otherwise this field contains the qualifier resulting from the ADQM DVM review process. This qualifier assesses the usability of the data and may not equal the lab qualifier. The DVM applies the following data evaluation qualifiers to analysis results, as warranted:

Qualifier	Definition
B	Not detected substantially above the level reported in the laboratory or field blanks.
R	Unusable result. Analyte may or may not be present in the sample.
J	Analyte present. Reported value may not be accurate or precise.
UJ	Not detected. Reporting limit may not be accurate or precise.

The **Validation Status Code** field is set to “DVM” if the ADQM DVM process has been performed. If the DVM has not been run, the field will be blank.

If the DVM has been run (**Validation Status Code** equals “DVM”), use the **Validation Qualifier**.

# DVM Narrative Report

Site: Fayetteville

Sampling Program: 4Q19 Stormwater Sampling

Validation Options: LABSTATS

**Validation Reason**

Contamination detected in equipment blank(s). Sample result does not differ significantly from the analyte concentration detected in the associated equipment blank(s).

---

Field Sample ID	Date Sampled	Lab Sample ID	Analyte	Result	Units	Type	MDL	PQL	Validation Qualifier	Analytical Method	Pre-prep	Prep
STW-LOC-24C-122019	12/20/2019	320-57361-3	PMPA	0.061	UG/L	PQL		0.057	B	Cl. Spec. Table 3 Compound SOP		PFAS_DI_Prep
STW-LOC-24C-122019	12/20/2019	320-57361-3	PMPA	0.061	UG/L	PQL		0.057	B	Cl. Spec. Table 3 Compound SOP		PFAS_DI_Prep

Validation Reason Contamination detected in trip blank(s). Sample result does not differ significantly from the analyte concentration detected in the associated trip blank(s).

Field Sample ID	Date Sampled	Lab Sample ID	Analyte	Result	Units	Type	MDL	PQL	Validation Qualifier	Analytical Method	Pre-prep	Prep
STW-LOC-1-122019	12/20/2019	320-57364-1	PMPA	0.023	UG/L	PQL		0.010	B	Cl. Spec. Table 3 Compound SOP		PFAS_DI_Prep
STW-LOC-1-122019	12/20/2019	320-57364-1	PMPA	0.024	UG/L	PQL		0.010	B	Cl. Spec. Table 3 Compound SOP		PFAS_DI_Prep
STW-LOC-1-122019	12/20/2019	320-57364-1	Hfpo Dimer Acid	0.0098	UG/L	PQL		0.0040	B	537 Modified		3535_PFC
STW-LOC-12-122019	12/20/2019	320-57364-7	PMPA	0.050	UG/L	PQL		0.010	B	Cl. Spec. Table 3 Compound SOP		PFAS_DI_Prep
STW-LOC-12-122019	12/20/2019	320-57364-7	PMPA	0.051	UG/L	PQL		0.010	B	Cl. Spec. Table 3 Compound SOP		PFAS_DI_Prep
STW-LOC-12-122019	12/20/2019	320-57364-7	Hfpo Dimer Acid	0.015	UG/L	PQL		0.0040	B	537 Modified		3535_PFC
STW-LOC-15-122019	12/20/2019	320-57359-1	PMPA	0.031	UG/L	PQL		0.010	B	Cl. Spec. Table 3 Compound SOP		PFAS_DI_Prep
STW-LOC-15-122019	12/20/2019	320-57359-1	PMPA	0.033	UG/L	PQL		0.010	B	Cl. Spec. Table 3 Compound SOP		PFAS_DI_Prep
STW-LOC-18-122019	12/20/2019	320-57359-2	PMPA	0.019	UG/L	PQL		0.010	B	Cl. Spec. Table 3 Compound SOP		PFAS_DI_Prep
STW-LOC-18-122019	12/20/2019	320-57359-2	PMPA	0.019	UG/L	PQL		0.010	B	Cl. Spec. Table 3 Compound SOP		PFAS_DI_Prep
STW-LOC-18-122019	12/20/2019	320-57359-2	Hfpo Dimer Acid	0.012	UG/L	PQL		0.0040	B	537 Modified		3535_PFC
STW-LOC-14-122019	12/20/2019	320-57364-8	Hfpo Dimer Acid	0.021	UG/L	PQL		0.0040	B	537 Modified		3535_PFC
STW-LOC-19A-122019	12/20/2019	320-57356-3	Perfluoroundecanoic Acid	0.015	UG/L	PQL		0.0020	B	537 Modified		3535_PFC
STW-LOC-19A-122019	12/20/2019	320-57356-3	Perfluorononanoic Acid	0.0031	UG/L	PQL		0.0020	B	537 Modified		3535_PFC
STW-LOC-19A-122019	12/20/2019	320-57356-3	Perfluorotridecanoic Acid	0.046	UG/L	PQL		0.0020	B	537 Modified		3535_PFC
STW-LOC-19B-122019	12/20/2019	320-57356-4	PMPA	0.035	UG/L	PQL		0.010	B	Cl. Spec. Table 3 Compound SOP		PFAS_DI_Prep
STW-LOC-19B-122019	12/20/2019	320-57356-4	PMPA	0.035	UG/L	PQL		0.010	B	Cl. Spec. Table 3 Compound SOP		PFAS_DI_Prep
STW-LOC-19B-122019	12/20/2019	320-57356-4	Hfpo Dimer Acid	0.022	UG/L	PQL		0.0040	B	537 Modified		3535_PFC
STW-LOC-20-122019	12/20/2019	320-57359-4	PMPA	0.033	UG/L	PQL		0.010	B	Cl. Spec. Table 3 Compound SOP		PFAS_DI_Prep



Validation Reason Contamination detected in trip blank(s). Sample result does not differ significantly from the analyte concentration detected in the associated trip blank(s).

Field Sample ID	Date Sampled	Lab Sample ID	Analyte	Result	Units	Type	MDL	PQL	Validation Qualifier	Analytical Method	Pre-prep	Prep
STW-LOC-20-122019	12/20/2019	320-57359-4	PMPA	0.033	UG/L	PQL		0.010	B	Cl. Spec. Table 3 Compound SOP		PFAS_DI_Prep
STW-LOC-20-122019-D	12/20/2019	320-57359-5	PMPA	0.032	UG/L	PQL		0.010	B	Cl. Spec. Table 3 Compound SOP		PFAS_DI_Prep
STW-LOC-20-122019-D	12/20/2019	320-57359-5	PMPA	0.033	UG/L	PQL		0.010	B	Cl. Spec. Table 3 Compound SOP		PFAS_DI_Prep
STW-LOC-21A-122019	12/20/2019	320-57356-5	PMPA	0.054	UG/L	PQL		0.010	B	Cl. Spec. Table 3 Compound SOP		PFAS_DI_Prep
STW-LOC-21A-122019	12/20/2019	320-57356-5	PMPA	0.052	UG/L	PQL		0.010	B	Cl. Spec. Table 3 Compound SOP		PFAS_DI_Prep
STW-LOC-23A-122019	12/20/2019	320-57359-3	Perfluorononanoic Acid	0.0021	UG/L	PQL		0.0020	B	537 Modified		3535_PFC
STW-LOC-23A-122019	12/20/2019	320-57359-3	Perfluorotridecanoic Acid	0.0052	UG/L	PQL		0.0020	B	537 Modified		3535_PFC
STW-LOC-24A-122019	12/20/2019	320-57356-8	PMPA	0.041	UG/L	PQL		0.010	B	Cl. Spec. Table 3 Compound SOP		PFAS_DI_Prep
STW-LOC-24A-122019	12/20/2019	320-57356-8	PMPA	0.043	UG/L	PQL		0.010	B	Cl. Spec. Table 3 Compound SOP		PFAS_DI_Prep
STW-LOC-24A-122019	12/20/2019	320-57356-8	Hfpo Dimer Acid	0.018	UG/L	PQL		0.0040	B	537 Modified		3535_PFC
STW-LOC-24A-122019	12/20/2019	320-57356-8	Perfluoroundecanoic Acid	0.0031	UG/L	PQL		0.0020	B	537 Modified		3535_PFC
STW-LOC-24A-122019	12/20/2019	320-57356-8	Perfluorononanoic Acid	0.0028	UG/L	PQL		0.0020	B	537 Modified		3535_PFC
STW-LOC-24A-122019	12/20/2019	320-57356-8	Perfluorotridecanoic Acid	0.016	UG/L	PQL		0.0020	B	537 Modified		3535_PFC
STW-LOC-24B-122019	12/20/2019	320-57361-1	PMPA	0.027	UG/L	PQL		0.010	B	Cl. Spec. Table 3 Compound SOP		PFAS_DI_Prep
STW-LOC-24B-122019	12/20/2019	320-57361-1	PMPA	0.027	UG/L	PQL		0.010	B	Cl. Spec. Table 3 Compound SOP		PFAS_DI_Prep
STW-LOC-24B-122019	12/20/2019	320-57361-1	Hfpo Dimer Acid	0.011	UG/L	PQL		0.0040	B	537 Modified		3535_PFC
STW-LOC-24B-122019-D	12/20/2019	320-57361-2	PMPA	0.029	UG/L	PQL		0.010	B	Cl. Spec. Table 3 Compound SOP		PFAS_DI_Prep
STW-LOC-24B-122019-D	12/20/2019	320-57361-2	PMPA	0.028	UG/L	PQL		0.010	B	Cl. Spec. Table 3 Compound SOP		PFAS_DI_Prep
STW-LOC-24B-122019-D	12/20/2019	320-57361-2	Hfpo Dimer Acid	0.0087	UG/L	PQL		0.0040	B	537 Modified		3535_PFC

Validation Reason Contamination detected in trip blank(s). Sample result does not differ significantly from the analyte concentration detected in the associated trip blank(s).

Field Sample ID	Date Sampled	Lab Sample ID	Analyte	Result	Units	Type	MDL	PQL	Validation Qualifier	Analytical Method	Pre-prep	Prep
STW-LOC-6A-122019	12/20/2019	320-57356-1	PMPA	0.053	UG/L	PQL		0.010	B	Cl. Spec. Table 3 Compound SOP		PFAS_DI_Prep
STW-LOC-6A-122019	12/20/2019	320-57356-1	PMPA	0.053	UG/L	PQL		0.010	B	Cl. Spec. Table 3 Compound SOP		PFAS_DI_Prep
STW-LOC-6A-122019	12/20/2019	320-57356-1	Hfpo Dimer Acid	0.030	UG/L	PQL		0.0040	B	537 Modified		3535_PFC
STW-LOC-23B-122019	12/20/2019	320-57356-7	PMPA	0.024	UG/L	PQL		0.010	B	Cl. Spec. Table 3 Compound SOP		PFAS_DI_Prep
STW-LOC-23B-122019	12/20/2019	320-57356-7	PMPA	0.024	UG/L	PQL		0.010	B	Cl. Spec. Table 3 Compound SOP		PFAS_DI_Prep
STW-LOC-6B-122019	12/20/2019	320-57356-2	PMPA	0.019	UG/L	PQL		0.010	B	Cl. Spec. Table 3 Compound SOP		PFAS_DI_Prep
STW-LOC-6B-122019	12/20/2019	320-57356-2	PMPA	0.019	UG/L	PQL		0.010	B	Cl. Spec. Table 3 Compound SOP		PFAS_DI_Prep
STW-LOC-6B-122019	12/20/2019	320-57356-2	Hfpo Dimer Acid	0.0090	UG/L	PQL		0.0040	B	537 Modified		3535_PFC
STW-LOC-7A-122019	12/20/2019	320-57364-2	PMPA	0.021	UG/L	PQL		0.010	B	Cl. Spec. Table 3 Compound SOP		PFAS_DI_Prep
STW-LOC-7A-122019	12/20/2019	320-57364-2	PMPA	0.020	UG/L	PQL		0.010	B	Cl. Spec. Table 3 Compound SOP		PFAS_DI_Prep
STW-LOC-7A-122019	12/20/2019	320-57364-2	Hfpo Dimer Acid	0.0093	UG/L	PQL		0.0040	B	537 Modified		3535_PFC
STW-LOC-7B-122019	12/20/2019	320-57364-3	PMPA	0.029	UG/L	PQL		0.010	B	Cl. Spec. Table 3 Compound SOP		PFAS_DI_Prep
STW-LOC-7B-122019	12/20/2019	320-57364-3	PMPA	0.029	UG/L	PQL		0.010	B	Cl. Spec. Table 3 Compound SOP		PFAS_DI_Prep
STW-LOC-7B-122019	12/20/2019	320-57364-3	Hfpo Dimer Acid	0.029	UG/L	PQL		0.0040	B	537 Modified		3535_PFC
STW-LOC-9-122019	12/20/2019	320-57364-5	PMPA	0.027	UG/L	PQL		0.010	B	Cl. Spec. Table 3 Compound SOP		PFAS_DI_Prep
STW-LOC-9-122019	12/20/2019	320-57364-5	PMPA	0.026	UG/L	PQL		0.010	B	Cl. Spec. Table 3 Compound SOP		PFAS_DI_Prep
STW-LOC-9-122019	12/20/2019	320-57364-5	Hfpo Dimer Acid	0.028	UG/L	PQL		0.0040	B	537 Modified		3535_PFC

**Validation Reason**

High relative percent difference (RPD) observed between field duplicate and parent sample. The reported result may be imprecise.

Field Sample ID	Date Sampled	Lab Sample ID	Analyte	Result	Units	Type	MDL	PQL	Validation Qualifier	Analytical Method	Pre-prep	Prep
STW-LOC20-101019	10/10/2019	320-55244-10	Perfluorododecanoic Acid (trial)	0.0020	UG/L	PQL		0.0020	UJ	537 Modified		3535_PFC
STW-LOC20-101019	10/10/2019	320-55244-10	Perfluorononanoic Acid	0.0020	UG/L	PQL		0.0020	UJ	537 Modified		3535_PFC
STW-LOC20-101019	10/10/2019	320-55244-10	Perfluorodecanoic Acid	0.0020	UG/L	PQL		0.0020	UJ	537 Modified		3535_PFC

Validation Reason

Only one surrogate has relative percent recovery (RPR) values outside control limits and the parameter is a PFC (Nondetects).

Field Sample ID	Date	Sampled Lab Sample ID	Analyte	Result	Units	Type	MDL	PQL	Validation Qualifier	Analytical Method	Pre-prep	Prep
STW-LOC-8-122319	12/23/2019	320-57364-4	Perfluorohexadecanoic acid (PFHxDA)	0.0020	ug/L	PQL		0.0020	UJ	537 Modified		3535_PFC
STW-LOC18-100919	10/09/2019	320-55247-3	Perfluorooctadecanoic acid	0.0020	ug/L	PQL		0.0020	UJ	537 Modified		3535_PFC
STW-LOC-8-122319	12/23/2019	320-57364-4	Perfluorooctadecanoic acid	0.0020	ug/L	PQL		0.0020	UJ	537 Modified		3535_PFC
STW-LOC18-100919	10/09/2019	320-55247-3	Perfluorotetradecanoic Acid	0.0020	UG/L	PQL		0.0020	UJ	537 Modified		3535_PFC
STW-LOC-6B-122019	12/20/2019	320-57356-2	Perfluorooctadecanoic acid	0.0020	ug/L	PQL		0.0020	UJ	537 Modified		3535_PFC
STW-LOC-6B-122019	12/20/2019	320-57356-2	Perfluorohexadecanoic acid (PFHxDA)	0.0020	ug/L	PQL		0.0020	UJ	537 Modified		3535_PFC
STW-LOC19A-100919	10/09/2019	320-55247-4	Perfluorotetradecanoic Acid	0.0020	UG/L	PQL		0.0020	UJ	537 Modified		3535_PFC
STW-LOC-22-122019	12/20/2019	320-57356-6	Perfluorohexadecanoic acid (PFHxDA)	0.0020	ug/L	PQL		0.0020	UJ	537 Modified		3535_PFC
STW-LOC-22-122019	12/20/2019	320-57356-6	Perfluorooctadecanoic acid	0.0020	ug/L	PQL		0.0020	UJ	537 Modified		3535_PFC
STW-LOC-22-122019	12/20/2019	320-57356-6	Perfluorohexanoic Acid	0.0020	UG/L	PQL		0.0020	UJ	537 Modified		3535_PFC
STW-LOC-19B-122019	12/20/2019	320-57356-4	Perfluorooctadecanoic acid	0.0020	ug/L	PQL		0.0020	UJ	537 Modified		3535_PFC
STW-LOC-19B-122019	12/20/2019	320-57356-4	Perfluorohexadecanoic acid (PFHxDA)	0.0020	ug/L	PQL		0.0020	UJ	537 Modified		3535_PFC
STW-LOC18-100919	10/09/2019	320-55247-3	N-ethylperfluoro-1-octanesulfonamide	0.0020	UG/L	PQL		0.0020	UJ	537 Modified		3535_PFC
STW-LOC18-100919	10/09/2019	320-55247-3	Perfluorohexadecanoic acid (PFHxDA)	0.0020	ug/L	PQL		0.0020	UJ	537 Modified		3535_PFC

**Validation Reason**

Associated MS and/or MSD analysis had relative percent recovery (RPR) values less than the lower control limit. The actual detection limits may be higher than reported.

Field Sample ID	Date Sampled	Lab Sample ID	Analyte	Result	Units	Type	MDL	PQL	Validation Qualifier	Analytical Method	Pre-prep	Prep
STW-LOC1-101019	10/10/2019	320-55244-1	PFMOAA	0.0050	ug/L	PQL		0.0050	UJ	Cl. Spec. Table 3 Compound SOP		PFAS_DI_Prep
STW-LOC1-101019	10/10/2019	320-55244-1	PFMOAA	0.0050	ug/L	PQL		0.0050	UJ	Cl. Spec. Table 3 Compound SOP		PFAS_DI_Prep
STW-LOC14-101019	10/10/2019	320-55244-8	PFO5DA	0.0020	ug/L	PQL		0.0020	UJ	Cl. Spec. Table 3 Compound SOP		PFAS_DI_Prep
STW-LOC14-101019	10/10/2019	320-55244-8	PFO5DA	0.0020	ug/L	PQL		0.0020	UJ	Cl. Spec. Table 3 Compound SOP		PFAS_DI_Prep
STW-LOC14-101019	10/10/2019	320-55244-8	PFMOAA	0.0050	ug/L	PQL		0.0050	UJ	Cl. Spec. Table 3 Compound SOP		PFAS_DI_Prep
STW-LOC14-101019	10/10/2019	320-55244-8	PFMOAA	0.0050	ug/L	PQL		0.0050	UJ	Cl. Spec. Table 3 Compound SOP		PFAS_DI_Prep
STW-LOC15-101019	10/10/2019	320-55244-9	PFMOAA	0.0050	ug/L	PQL		0.0050	UJ	Cl. Spec. Table 3 Compound SOP		PFAS_DI_Prep
STW-LOC15-101019	10/10/2019	320-55244-9	PFMOAA	0.0050	ug/L	PQL		0.0050	UJ	Cl. Spec. Table 3 Compound SOP		PFAS_DI_Prep
STW-LOC18-100919	10/09/2019	320-55247-3	NVHOS	0.0020	UG/L	PQL		0.0020	UJ	Cl. Spec. Table 3 Compound SOP		PFAS_DI_Prep
STW-LOC18-100919	10/09/2019	320-55247-3	NVHOS	0.0020	UG/L	PQL		0.0020	UJ	Cl. Spec. Table 3 Compound SOP		PFAS_DI_Prep
STW-LOC18-100919	10/09/2019	320-55247-3	PMPA	0.010	UG/L	PQL		0.010	UJ	Cl. Spec. Table 3 Compound SOP		PFAS_DI_Prep
STW-LOC18-100919	10/09/2019	320-55247-3	PMPA	0.010	UG/L	PQL		0.010	UJ	Cl. Spec. Table 3 Compound SOP		PFAS_DI_Prep
STW-LOC19A-100919	10/09/2019	320-55247-4	PFO3OA	0.0020	ug/L	PQL		0.0020	UJ	Cl. Spec. Table 3 Compound SOP		PFAS_DI_Prep
STW-LOC19A-100919	10/09/2019	320-55247-4	PFO3OA	0.0020	ug/L	PQL		0.0020	UJ	Cl. Spec. Table 3 Compound SOP		PFAS_DI_Prep
STW-LOC19A-100919	10/09/2019	320-55247-4	PFO4DA	0.0020	ug/L	PQL		0.0020	UJ	Cl. Spec. Table 3 Compound SOP		PFAS_DI_Prep
STW-LOC19A-100919	10/09/2019	320-55247-4	PFO4DA	0.0020	ug/L	PQL		0.0020	UJ	Cl. Spec. Table 3 Compound SOP		PFAS_DI_Prep

**Validation Reason** Associated MS and/or MSD analysis had relative percent recovery (RPR) values less than the lower control limit. The actual detection limits may be higher than reported.

Field Sample ID	Date Sampled	Lab Sample ID	Analyte	Result	Units	Type	MDL	PQL	Validation Qualifier	Analytical Method	Pre-prep	Prep
STW-LOC19A-100919	10/09/2019	320-55247-4	PFO5DA	0.0020	ug/L	PQL		0.0020	UJ	Cl. Spec. Table 3 Compound SOP		PFAS_DI_Prep
STW-LOC19A-100919	10/09/2019	320-55247-4	PFO5DA	0.0020	ug/L	PQL		0.0020	UJ	Cl. Spec. Table 3 Compound SOP		PFAS_DI_Prep
STW-LOC19A-100919	10/09/2019	320-55247-4	PFECA-G	0.0020	UG/L	PQL		0.0020	UJ	Cl. Spec. Table 3 Compound SOP		PFAS_DI_Prep
STW-LOC19A-100919	10/09/2019	320-55247-4	PFECA-G	0.0020	UG/L	PQL		0.0020	UJ	Cl. Spec. Table 3 Compound SOP		PFAS_DI_Prep
STW-LOC19A-100919	10/09/2019	320-55247-4	R-EVE	0.0020	UG/L	PQL		0.0020	UJ	Cl. Spec. Table 3 Compound SOP		PFAS_DI_Prep
STW-LOC19A-100919	10/09/2019	320-55247-4	R-EVE	0.0020	UG/L	PQL		0.0020	UJ	Cl. Spec. Table 3 Compound SOP		PFAS_DI_Prep
STW-LOC19A-100919	10/09/2019	320-55247-4	Byproduct 4	0.0020	UG/L	PQL		0.0020	UJ	Cl. Spec. Table 3 Compound SOP		PFAS_DI_Prep
STW-LOC19A-100919	10/09/2019	320-55247-4	Byproduct 4	0.0020	UG/L	PQL		0.0020	UJ	Cl. Spec. Table 3 Compound SOP		PFAS_DI_Prep
STW-LOC19A-100919	10/09/2019	320-55247-4	Byproduct 5	0.0020	UG/L	PQL		0.0020	UJ	Cl. Spec. Table 3 Compound SOP		PFAS_DI_Prep
STW-LOC19A-100919	10/09/2019	320-55247-4	Byproduct 5	0.0020	UG/L	PQL		0.0020	UJ	Cl. Spec. Table 3 Compound SOP		PFAS_DI_Prep
STW-LOC19B-100919	10/09/2019	320-55247-5	PFO4DA	0.0020	ug/L	PQL		0.0020	UJ	Cl. Spec. Table 3 Compound SOP		PFAS_DI_Prep
STW-LOC19B-100919	10/09/2019	320-55247-5	PFO4DA	0.0020	ug/L	PQL		0.0020	UJ	Cl. Spec. Table 3 Compound SOP		PFAS_DI_Prep
STW-LOC19B-100919	10/09/2019	320-55247-5	PFO5DA	0.0020	ug/L	PQL		0.0020	UJ	Cl. Spec. Table 3 Compound SOP		PFAS_DI_Prep
STW-LOC19B-100919	10/09/2019	320-55247-5	PFO5DA	0.0020	ug/L	PQL		0.0020	UJ	Cl. Spec. Table 3 Compound SOP		PFAS_DI_Prep
STW-LOC19B-100919	10/09/2019	320-55247-5	PFECA-G	0.0020	UG/L	PQL		0.0020	UJ	Cl. Spec. Table 3 Compound SOP		PFAS_DI_Prep
STW-LOC19B-100919	10/09/2019	320-55247-5	PFECA-G	0.0020	UG/L	PQL		0.0020	UJ	Cl. Spec. Table 3 Compound SOP		PFAS_DI_Prep
STW-LOC19B-100919	10/09/2019	320-55247-5	Byproduct 4	0.0020	UG/L	PQL		0.0020	UJ	Cl. Spec. Table 3 Compound		PFAS_DI_Prep

Validation Reason

Associated MS and/or MSD analysis had relative percent recovery (RPR) values less than the lower control limit. The actual detection limits may be higher than reported.

Field Sample ID	Date Sampled	Lab Sample ID	Analyte	Result	Units	Type	MDL	PQL	Validation Qualifier	Analytical Method SOP	Pre-prep	Prep
STW-LOC19B-100919	10/09/2019	320-55247-5	Byproduct 4	0.0020	UG/L	PQL		0.0020	UJ	Cl. Spec. Table 3 Compound SOP		PFAS_DI_Prep
STW-LOC-18-122019	12/20/2019	320-57359-2	NVHOS	0.0020	UG/L	PQL		0.0020	UJ	Cl. Spec. Table 3 Compound SOP		PFAS_DI_Prep
STW-LOC-18-122019	12/20/2019	320-57359-2	NVHOS	0.0020	UG/L	PQL		0.0020	UJ	Cl. Spec. Table 3 Compound SOP		PFAS_DI_Prep
STW-LOC-22-122019	12/20/2019	320-57356-6	PMPA	0.010	UG/L	PQL		0.010	UJ	Cl. Spec. Table 3 Compound SOP		PFAS_DI_Prep
STW-LOC-22-122019	12/20/2019	320-57356-6	PMPA	0.010	UG/L	PQL		0.010	UJ	Cl. Spec. Table 3 Compound SOP		PFAS_DI_Prep
STW-LOC-22-122019	12/20/2019	320-57356-6	PEPA	0.020	UG/L	PQL		0.020	UJ	Cl. Spec. Table 3 Compound SOP		PFAS_DI_Prep
STW-LOC-22-122019	12/20/2019	320-57356-6	PEPA	0.020	UG/L	PQL		0.020	UJ	Cl. Spec. Table 3 Compound SOP		PFAS_DI_Prep
STW-LOC-22-122019	12/20/2019	320-57356-6	PFECA-G	0.0020	UG/L	PQL		0.0020	UJ	Cl. Spec. Table 3 Compound SOP		PFAS_DI_Prep
STW-LOC-22-122019	12/20/2019	320-57356-6	PFECA-G	0.0020	UG/L	PQL		0.0020	UJ	Cl. Spec. Table 3 Compound SOP		PFAS_DI_Prep
STW-LOC-20-122019	12/20/2019	320-57359-4	Perfluorooctadecanoic acid	0.0020	ug/L	PQL		0.0020	UJ	537 Modified		3535_PFC
STW-LOC-19B-122019	12/20/2019	320-57356-4	PFECA-G	0.0020	UG/L	PQL		0.0020	UJ	Cl. Spec. Table 3 Compound SOP		PFAS_DI_Prep
STW-LOC-19B-122019	12/20/2019	320-57356-4	PFECA-G	0.0020	UG/L	PQL		0.0020	UJ	Cl. Spec. Table 3 Compound SOP		PFAS_DI_Prep
STW-LOC-19A-122019	12/20/2019	320-57356-3	PFECA-G	0.0020	UG/L	PQL		0.0020	UJ	Cl. Spec. Table 3 Compound SOP		PFAS_DI_Prep
STW-LOC-19A-122019	12/20/2019	320-57356-3	PFECA-G	0.0020	UG/L	PQL		0.0020	UJ	Cl. Spec. Table 3 Compound SOP		PFAS_DI_Prep
STW-LOC18-100919	10/09/2019	320-55247-3	PFO5DA	0.0020	ug/L	PQL		0.0020	UJ	Cl. Spec. Table 3 Compound SOP		PFAS_DI_Prep
STW-LOC18-100919	10/09/2019	320-55247-3	PFO5DA	0.0020	ug/L	PQL		0.0020	UJ	Cl. Spec. Table 3 Compound SOP		PFAS_DI_Prep

**Validation Reason** Associated MS and/or MSD analysis had relative percent recovery (RPR) values less than the lower control limit. The actual detection limits may be higher than reported.

Field Sample ID	Date Sampled	Lab Sample ID	Analyte	Result	Units	Type	MDL	PQL	Validation Qualifier	Analytical Method	Pre-prep	Prep
STW-LOC18-100919	10/09/2019	320-55247-3	PFMOAA	0.0050	ug/L	PQL		0.0050	UJ	Cl. Spec. Table 3 Compound SOP		PFAS_DI_Prep
STW-LOC18-100919	10/09/2019	320-55247-3	PFMOAA	0.0050	ug/L	PQL		0.0050	UJ	Cl. Spec. Table 3 Compound SOP		PFAS_DI_Prep
STW-LOC24B-100919	10/09/2019	320-55247-10	PFMOAA	0.0050	ug/L	PQL		0.0050	UJ	Cl. Spec. Table 3 Compound SOP		PFAS_DI_Prep
STW-LOC24B-100919	10/09/2019	320-55247-10	PFMOAA	0.0050	ug/L	PQL		0.0050	UJ	Cl. Spec. Table 3 Compound SOP		PFAS_DI_Prep
STW-LOC6A-100919	10/09/2019	320-55247-1	PFMOAA	0.0050	ug/L	PQL		0.0050	UJ	Cl. Spec. Table 3 Compound SOP		PFAS_DI_Prep
STW-LOC6A-100919	10/09/2019	320-55247-1	PFMOAA	0.0050	ug/L	PQL		0.0050	UJ	Cl. Spec. Table 3 Compound SOP		PFAS_DI_Prep
STW-LOC6B-100919	10/09/2019	320-55247-2	PFMOAA	0.0050	ug/L	PQL		0.0050	UJ	Cl. Spec. Table 3 Compound SOP		PFAS_DI_Prep
STW-LOC6B-100919	10/09/2019	320-55247-2	PFMOAA	0.0050	ug/L	PQL		0.0050	UJ	Cl. Spec. Table 3 Compound SOP		PFAS_DI_Prep
STW-LOC7A-101019	10/10/2019	320-55244-2	PFMOAA	0.0050	ug/L	PQL		0.0050	UJ	Cl. Spec. Table 3 Compound SOP		PFAS_DI_Prep
STW-LOC7A-101019	10/10/2019	320-55244-2	PFMOAA	0.0050	ug/L	PQL		0.0050	UJ	Cl. Spec. Table 3 Compound SOP		PFAS_DI_Prep



**Validation Reason**

The preparation hold time for this sample was exceeded. The reporting limit may be biased low.

Field Sample ID	Date Sampled	Lab Sample ID	Analyte	Result	Units	Type	MDL	PQL	Validation Qualifier	Analytical Method	Pre-prep	Prep
STW-LOC-9-122019	12/20/2019	320-57364-5	Perfluoroundecanoic Acid	0.0020	UG/L	PQL		0.0020	UJ	537 Modified		3535_PFC
STW-LOC-9-122019	12/20/2019	320-57364-5	Perfluorononanoic Acid	0.0020	UG/L	PQL		0.0020	UJ	537 Modified		3535_PFC
STW-LOC-9-122019	12/20/2019	320-57364-5	Perfluorotridecanoic Acid	0.0020	UG/L	PQL		0.0020	UJ	537 Modified		3535_PFC
STW-FBLK-122019	12/20/2019	320-57361-4	Hfpo Dimer Acid	0.0040	UG/L	PQL		0.0040	UJ	537 Modified		3535_PFC
STW-FBLK-122019	12/20/2019	320-57361-4	Perfluoropentanoic Acid	0.0020	UG/L	PQL		0.0020	UJ	537 Modified		3535_PFC
STW-FBLK-122019	12/20/2019	320-57361-4	Perfluorohexanoic Acid	0.0020	UG/L	PQL		0.0020	UJ	537 Modified		3535_PFC
STW-FBLK-122019	12/20/2019	320-57361-4	PFOA	0.0020	UG/L	PQL		0.0020	UJ	537 Modified		3535_PFC
STW-FBLK-122019	12/20/2019	320-57361-4	Perfluorobutanoic Acid	0.0020	UG/L	PQL		0.0020	UJ	537 Modified		3535_PFC
STW-FBLK-122019	12/20/2019	320-57361-4	Perfluoroheptanoic Acid	0.0020	UG/L	PQL		0.0020	UJ	537 Modified		3535_PFC

**Validation Reason**

One or more surrogates had relative percent recovery (RPR) values less than the data rejection level. The reported result is unusable.

Field Sample ID	Date Sampled	Lab Sample ID	Analyte	Result	Units	Type	MDL	PQL	Validation Qualifier	Analytical Method	Pre-prep	Prep
STW-LOC19A-100919	10/09/2019	320-55247-4	Perfluorooctadecanoic acid	0.0020	ug/L	PQL		0.0020	UJ	537 Modified		3535_PFC
STW-LOC19A-100919	10/09/2019	320-55247-4	Perfluorohexadecanoic acid (PFHxDA)	0.0020	ug/L	PQL		0.0020	UJ	537 Modified		3535_PFC
STW-LOC19B-100919	10/09/2019	320-55247-5	Perfluorooctadecanoic acid	0.0020	ug/L	PQL		0.0020	UJ	537 Modified		3535_PFC
STW-LOC-22-122019	12/20/2019	320-57356-6	Perfluoropentanoic Acid	0.0020	UG/L	PQL		0.0020	UJ	537 Modified		3535_PFC

**Validation Reason**

Associated LCS and/or LCSD analysis had relative percent recovery (RPR) values higher than the upper control limit. The reported result may be biased high.

Field Sample ID	Date Sampled	Lab Sample ID	Analyte	Result	Units	Type	MDL	PQL	Validation Qualifier	Analytical Method	Pre-prep	Prep
STW-LOC6B-100919	10/09/2019	320-55247-2	Byproduct 5	0.0028	UG/L	PQL		0.0020	J	Cl. Spec. Table 3 Compound SOP		PFAS_DI_Prep
STW-LOC6B-100919	10/09/2019	320-55247-2	Byproduct 5	0.0030	UG/L	PQL		0.0020	J	Cl. Spec. Table 3 Compound SOP		PFAS_DI_Prep
STW-LOC6A-100919	10/09/2019	320-55247-1	Byproduct 5	0.0029	UG/L	PQL		0.0020	J	Cl. Spec. Table 3 Compound SOP		PFAS_DI_Prep
STW-LOC6A-100919	10/09/2019	320-55247-1	Byproduct 5	0.0031	UG/L	PQL		0.0020	J	Cl. Spec. Table 3 Compound SOP		PFAS_DI_Prep
STW-LOC24B-100919	10/09/2019	320-55247-10	Byproduct 5	0.0044	UG/L	PQL		0.0020	J	Cl. Spec. Table 3 Compound SOP		PFAS_DI_Prep
STW-LOC24B-100919	10/09/2019	320-55247-10	Byproduct 5	0.0048	UG/L	PQL		0.0020	J	Cl. Spec. Table 3 Compound SOP		PFAS_DI_Prep
STW-LOC21A-100919	10/09/2019	320-55247-6	Byproduct 5	0.017	UG/L	PQL		0.0020	J	Cl. Spec. Table 3 Compound SOP		PFAS_DI_Prep
STW-LOC21A-100919	10/09/2019	320-55247-6	Byproduct 5	0.017	UG/L	PQL		0.0020	J	Cl. Spec. Table 3 Compound SOP		PFAS_DI_Prep
STW-LOC22-100919	10/09/2019	320-55247-7	Byproduct 5	0.21	UG/L	PQL		0.0020	J	Cl. Spec. Table 3 Compound SOP		PFAS_DI_Prep
STW-LOC23A-100919	10/09/2019	320-55247-8	Byproduct 5	5.9	UG/L	PQL		0.0058	J	Cl. Spec. Table 3 Compound SOP		PFAS_DI_Prep
STW-LOC23A-100919	10/09/2019	320-55247-8	Byproduct 5	6.0	UG/L	PQL		0.0058	J	Cl. Spec. Table 3 Compound SOP		PFAS_DI_Prep
STW-LOC23B-100919	10/09/2019	320-55227-1	Byproduct 5	1.7	UG/L	PQL		0.0029	J	Cl. Spec. Table 3 Compound SOP		PFAS_DI_Prep
STW-LOC23B-100919	10/09/2019	320-55227-1	Byproduct 5	1.7	UG/L	PQL		0.0029	J	Cl. Spec. Table 3 Compound SOP		PFAS_DI_Prep

**Validation Reason** Associated MS and/or MSD analysis had relative percent recovery (RPR) values higher than the upper control limit. The reported result may be biased high.

Field Sample ID	Date Sampled	Lab Sample ID	Analyte	Result	Units	Type	MDL	PQL	Validation Qualifier	Analytical Method	Pre-prep	Prep
STW-LOC7A-101019	10/10/2019	320-55244-2	R-EVE	0.0048	UG/L	PQL		0.0020	J	Cl. Spec. Table 3 Compound SOP		PFAS_DI_Prep
STW-LOC7A-101019	10/10/2019	320-55244-2	R-EVE	0.0049	UG/L	PQL		0.0020	J	Cl. Spec. Table 3 Compound SOP		PFAS_DI_Prep
STW-LOC7A-101019	10/10/2019	320-55244-2	Byproduct 4	0.011	UG/L	PQL		0.0020	J	Cl. Spec. Table 3 Compound SOP		PFAS_DI_Prep
STW-LOC7A-101019	10/10/2019	320-55244-2	Byproduct 4	0.011	UG/L	PQL		0.0020	J	Cl. Spec. Table 3 Compound SOP		PFAS_DI_Prep
STW-LOC7A-101019	10/10/2019	320-55244-2	Byproduct 5	0.0032	UG/L	PQL		0.0020	J	Cl. Spec. Table 3 Compound SOP		PFAS_DI_Prep
STW-LOC7A-101019	10/10/2019	320-55244-2	Byproduct 5	0.0031	UG/L	PQL		0.0020	J	Cl. Spec. Table 3 Compound SOP		PFAS_DI_Prep
STW-LOC7B-101019	10/10/2019	320-55244-3	R-EVE	0.0055	UG/L	PQL		0.0020	J	Cl. Spec. Table 3 Compound SOP		PFAS_DI_Prep
STW-LOC7B-101019	10/10/2019	320-55244-3	R-EVE	0.0055	UG/L	PQL		0.0020	J	Cl. Spec. Table 3 Compound SOP		PFAS_DI_Prep
STW-LOC7B-101019	10/10/2019	320-55244-3	Byproduct 4	0.022	UG/L	PQL		0.0020	J	Cl. Spec. Table 3 Compound SOP		PFAS_DI_Prep
STW-LOC7B-101019	10/10/2019	320-55244-3	Byproduct 4	0.021	UG/L	PQL		0.0020	J	Cl. Spec. Table 3 Compound SOP		PFAS_DI_Prep
STW-LOC7B-101019	10/10/2019	320-55244-3	Byproduct 5	0.14	UG/L	PQL		0.0020	J	Cl. Spec. Table 3 Compound SOP		PFAS_DI_Prep
STW-LOC7B-101019	10/10/2019	320-55244-3	Byproduct 5	0.14	UG/L	PQL		0.0020	J	Cl. Spec. Table 3 Compound SOP		PFAS_DI_Prep
STW-LOC8-101019	10/10/2019	320-55244-4	Byproduct 5	0.60	UG/L	PQL		0.0020	J	Cl. Spec. Table 3 Compound SOP		PFAS_DI_Prep
STW-LOC8-101019	10/10/2019	320-55244-4	Byproduct 5	0.57	UG/L	PQL		0.0020	J	Cl. Spec. Table 3 Compound SOP		PFAS_DI_Prep
STW-LOC9-101019	10/10/2019	320-55244-5	R-EVE	0.091	UG/L	PQL		0.0020	J	Cl. Spec. Table 3 Compound SOP		PFAS_DI_Prep
STW-LOC9-101019	10/10/2019	320-55244-5	R-EVE	0.095	UG/L	PQL		0.0020	J	Cl. Spec. Table 3 Compound SOP		PFAS_DI_Prep

**Validation Reason** Associated MS and/or MSD analysis had relative percent recovery (RPR) values higher than the upper control limit. The reported result may be biased high.

Field Sample ID	Date Sampled	Lab Sample ID	Analyte	Result	Units	Type	MDL	PQL	Validation Qualifier	Analytical Method	Pre-prep	Prep
STW-LOC9-101019	10/10/2019	320-55244-5	Byproduct 4	0.30	UG/L	PQL		0.0020	J	Cl. Spec. Table 3 Compound SOP		PFAS_DI_Prep
STW-LOC9-101019	10/10/2019	320-55244-5	Byproduct 4	0.30	UG/L	PQL		0.0020	J	Cl. Spec. Table 3 Compound SOP		PFAS_DI_Prep
STW-LOC6B-100919	10/09/2019	320-55247-2	R-EVE	0.0047	UG/L	PQL		0.0020	J	Cl. Spec. Table 3 Compound SOP		PFAS_DI_Prep
STW-LOC6B-100919	10/09/2019	320-55247-2	R-EVE	0.0054	UG/L	PQL		0.0020	J	Cl. Spec. Table 3 Compound SOP		PFAS_DI_Prep
STW-LOC6B-100919	10/09/2019	320-55247-2	Byproduct 4	0.011	UG/L	PQL		0.0020	J	Cl. Spec. Table 3 Compound SOP		PFAS_DI_Prep
STW-LOC6B-100919	10/09/2019	320-55247-2	Byproduct 4	0.011	UG/L	PQL		0.0020	J	Cl. Spec. Table 3 Compound SOP		PFAS_DI_Prep
STW-LOC6A-100919	10/09/2019	320-55247-1	R-EVE	0.0060	UG/L	PQL		0.0020	J	Cl. Spec. Table 3 Compound SOP		PFAS_DI_Prep
STW-LOC6A-100919	10/09/2019	320-55247-1	R-EVE	0.0065	UG/L	PQL		0.0020	J	Cl. Spec. Table 3 Compound SOP		PFAS_DI_Prep
STW-LOC6A-100919	10/09/2019	320-55247-1	Byproduct 4	0.015	UG/L	PQL		0.0020	J	Cl. Spec. Table 3 Compound SOP		PFAS_DI_Prep
STW-LOC6A-100919	10/09/2019	320-55247-1	Byproduct 4	0.014	UG/L	PQL		0.0020	J	Cl. Spec. Table 3 Compound SOP		PFAS_DI_Prep
STW-LOC24B-100919	10/09/2019	320-55247-10	Byproduct 4	0.0069	UG/L	PQL		0.0020	J	Cl. Spec. Table 3 Compound SOP		PFAS_DI_Prep
STW-LOC24B-100919	10/09/2019	320-55247-10	Byproduct 4	0.0078	UG/L	PQL		0.0020	J	Cl. Spec. Table 3 Compound SOP		PFAS_DI_Prep
STW-LOC18-100919	10/09/2019	320-55247-3	R-EVE	0.0024	UG/L	PQL		0.0020	J	Cl. Spec. Table 3 Compound SOP		PFAS_DI_Prep
STW-LOC18-100919	10/09/2019	320-55247-3	R-EVE	0.0027	UG/L	PQL		0.0020	J	Cl. Spec. Table 3 Compound SOP		PFAS_DI_Prep
STW-LOC18-100919	10/09/2019	320-55247-3	Byproduct 4	0.013	UG/L	PQL		0.0020	J	Cl. Spec. Table 3 Compound SOP		PFAS_DI_Prep
STW-LOC18-100919	10/09/2019	320-55247-3	Byproduct 4	0.013	UG/L	PQL		0.0020	J	Cl. Spec. Table 3 Compound SOP		PFAS_DI_Prep
STW-LOC-12-122019	12/20/2019	320-57364-7	Byproduct 5	0.015	UG/L	PQL		0.0020	J	Cl. Spec. Table 3 Compound		PFAS_DI_Prep

Validation Reason Associated MS and/or MSD analysis had relative percent recovery (RPR) values higher than the upper control limit. The reported result may be biased high.

Field Sample ID	Date Sampled	Lab Sample ID	Analyte	Result	Units	Type	MDL	PQL	Validation Qualifier	Analytical Method SOP	Pre-prep	Prep
STW-LOC-12-122019	12/20/2019	320-57364-7	Byproduct 5	0.013	UG/L	PQL	5	0.0020	J	Cl. Spec. Table 3 Compound SOP		PFAS_DI_Prep
STW-LOC-1-122019	12/20/2019	320-57364-1	Byproduct 4	0.0050	UG/L	PQL	4	0.0020	J	Cl. Spec. Table 3 Compound SOP		PFAS_DI_Prep
STW-LOC-1-122019	12/20/2019	320-57364-1	Byproduct 4	0.0051	UG/L	PQL	4	0.0020	J	Cl. Spec. Table 3 Compound SOP		PFAS_DI_Prep
STW-LOC-1-122019	12/20/2019	320-57364-1	Byproduct 5	0.0071	UG/L	PQL	5	0.0020	J	Cl. Spec. Table 3 Compound SOP		PFAS_DI_Prep
STW-LOC-1-122019	12/20/2019	320-57364-1	Byproduct 5	0.0070	UG/L	PQL	5	0.0020	J	Cl. Spec. Table 3 Compound SOP		PFAS_DI_Prep
STW-LOC-10-122019	12/20/2019	320-57364-6	R-EVE	0.038	UG/L	PQL	6	0.0020	J	Cl. Spec. Table 3 Compound SOP		PFAS_DI_Prep
STW-LOC-10-122019	12/20/2019	320-57364-6	R-EVE	0.037	UG/L	PQL	6	0.0020	J	Cl. Spec. Table 3 Compound SOP		PFAS_DI_Prep
STW-LOC-10-122019	12/20/2019	320-57364-6	Byproduct 4	0.035	UG/L	PQL	4	0.0020	J	Cl. Spec. Table 3 Compound SOP		PFAS_DI_Prep
STW-LOC-10-122019	12/20/2019	320-57364-6	Byproduct 4	0.033	UG/L	PQL	4	0.0020	J	Cl. Spec. Table 3 Compound SOP		PFAS_DI_Prep
STW-LOC-10-122019	12/20/2019	320-57364-6	Byproduct 5	0.10	UG/L	PQL	5	0.0020	J	Cl. Spec. Table 3 Compound SOP		PFAS_DI_Prep
STW-LOC-10-122019	12/20/2019	320-57364-6	Byproduct 5	0.10	UG/L	PQL	5	0.0020	J	Cl. Spec. Table 3 Compound SOP		PFAS_DI_Prep
STW-LOC-18-122019	12/20/2019	320-57359-2	R-EVE	0.0052	UG/L	PQL	2	0.0020	J	Cl. Spec. Table 3 Compound SOP		PFAS_DI_Prep
STW-LOC-18-122019	12/20/2019	320-57359-2	R-EVE	0.0050	UG/L	PQL	2	0.0020	J	Cl. Spec. Table 3 Compound SOP		PFAS_DI_Prep
STW-LOC-18-122019	12/20/2019	320-57359-2	Byproduct 4	0.0077	UG/L	PQL	4	0.0020	J	Cl. Spec. Table 3 Compound SOP		PFAS_DI_Prep
STW-LOC-18-122019	12/20/2019	320-57359-2	Byproduct 4	0.0072	UG/L	PQL	4	0.0020	J	Cl. Spec. Table 3 Compound SOP		PFAS_DI_Prep
STW-LOC-18-122019	12/20/2019	320-57359-2	Byproduct 5	0.0062	UG/L	PQL	5	0.0020	J	Cl. Spec. Table 3 Compound SOP		PFAS_DI_Prep

**Validation Reason** Associated MS and/or MSD analysis had relative percent recovery (RPR) values higher than the upper control limit. The reported result may be biased high.

Field Sample ID	Date Sampled	Lab Sample ID	Analyte	Result	Units	Type	MDL	PQL	Validation Qualifier	Analytical Method	Pre-prep	Prep
STW-LOC-18-122019	12/20/2019	320-57359-2	Byproduct 5	0.0062	UG/L	PQL		0.0020	J	Cl. Spec. Table 3 Compound SOP		PFAS_DI_Prep
STW-LOC-15-122019	12/20/2019	320-57359-1	R-EVE	0.0047	UG/L	PQL		0.0020	J	Cl. Spec. Table 3 Compound SOP		PFAS_DI_Prep
STW-LOC-15-122019	12/20/2019	320-57359-1	R-EVE	0.0050	UG/L	PQL		0.0020	J	Cl. Spec. Table 3 Compound SOP		PFAS_DI_Prep
STW-LOC-15-122019	12/20/2019	320-57359-1	Byproduct 4	0.011	UG/L	PQL		0.0020	J	Cl. Spec. Table 3 Compound SOP		PFAS_DI_Prep
STW-LOC-15-122019	12/20/2019	320-57359-1	Byproduct 4	0.011	UG/L	PQL		0.0020	J	Cl. Spec. Table 3 Compound SOP		PFAS_DI_Prep
STW-LOC-15-122019	12/20/2019	320-57359-1	Byproduct 5	0.058	UG/L	PQL		0.0020	J	Cl. Spec. Table 3 Compound SOP		PFAS_DI_Prep
STW-LOC-15-122019	12/20/2019	320-57359-1	Byproduct 5	0.055	UG/L	PQL		0.0020	J	Cl. Spec. Table 3 Compound SOP		PFAS_DI_Prep
STW-LOC-19A-122019	12/20/2019	320-57356-3	Byproduct 5	0.011	UG/L	PQL		0.0020	J	Cl. Spec. Table 3 Compound SOP		PFAS_DI_Prep
STW-LOC-14-122019	12/20/2019	320-57364-8	Byproduct 5	0.0093	UG/L	PQL		0.0020	J	Cl. Spec. Table 3 Compound SOP		PFAS_DI_Prep
STW-LOC-14-122019	12/20/2019	320-57364-8	Byproduct 5	0.0094	UG/L	PQL		0.0020	J	Cl. Spec. Table 3 Compound SOP		PFAS_DI_Prep
STW-LOC-20-122019	12/20/2019	320-57359-4	R-EVE	0.0040	UG/L	PQL		0.0020	J	Cl. Spec. Table 3 Compound SOP		PFAS_DI_Prep
STW-LOC-20-122019	12/20/2019	320-57359-4	R-EVE	0.0036	UG/L	PQL		0.0020	J	Cl. Spec. Table 3 Compound SOP		PFAS_DI_Prep
STW-LOC-20-122019	12/20/2019	320-57359-4	Byproduct 4	0.0077	UG/L	PQL		0.0020	J	Cl. Spec. Table 3 Compound SOP		PFAS_DI_Prep
STW-LOC-20-122019	12/20/2019	320-57359-4	Byproduct 4	0.0078	UG/L	PQL		0.0020	J	Cl. Spec. Table 3 Compound SOP		PFAS_DI_Prep
STW-LOC-20-122019	12/20/2019	320-57359-4	Byproduct 5	0.049	UG/L	PQL		0.0020	J	Cl. Spec. Table 3 Compound SOP		PFAS_DI_Prep
STW-LOC-20-122019	12/20/2019	320-57359-4	Byproduct 5	0.054	UG/L	PQL		0.0020	J	Cl. Spec. Table 3 Compound SOP		PFAS_DI_Prep
STW-LOC-20-122019-D	12/20/2019	320-57359-5	R-EVE	0.0033	UG/L	PQL		0.0020	J	Cl. Spec. Table 3 Compound		PFAS_DI_Prep

Validation Reason Associated MS and/or MSD analysis had relative percent recovery (RPR) values higher than the upper control limit. The reported result may be biased high.

Field Sample ID	Date Sampled	Lab Sample ID	Analyte	Result	Units	Type	MDL	PQL	Validation Qualifier	Analytical Method SOP	Pre-prep	Prep
STW-LOC-20-122019-D	12/20/2019	320-57359-5	R-EVE	0.0031	UG/L	PQL		0.0020	J	Cl. Spec. Table 3 Compound SOP		PFAS_DI_Prep
STW-LOC-20-122019-D	12/20/2019	320-57359-5	Byproduct 4	0.0063	UG/L	PQL		0.0020	J	Cl. Spec. Table 3 Compound SOP		PFAS_DI_Prep
STW-LOC-20-122019-D	12/20/2019	320-57359-5	Byproduct 4	0.0066	UG/L	PQL		0.0020	J	Cl. Spec. Table 3 Compound SOP		PFAS_DI_Prep
STW-LOC-20-122019-D	12/20/2019	320-57359-5	Byproduct 5	0.044	UG/L	PQL		0.0020	J	Cl. Spec. Table 3 Compound SOP		PFAS_DI_Prep
STW-LOC-20-122019-D	12/20/2019	320-57359-5	Byproduct 5	0.042	UG/L	PQL		0.0020	J	Cl. Spec. Table 3 Compound SOP		PFAS_DI_Prep
STW-LOC-22-122019	12/20/2019	320-57356-6	R-EVE	0.0030	UG/L	PQL		0.0020	J	Cl. Spec. Table 3 Compound SOP		PFAS_DI_Prep
STW-LOC-22-122019	12/20/2019	320-57356-6	R-EVE	0.0032	UG/L	PQL		0.0020	J	Cl. Spec. Table 3 Compound SOP		PFAS_DI_Prep
STW-LOC-22-122019	12/20/2019	320-57356-6	Byproduct 4	0.028	UG/L	PQL		0.0020	J	Cl. Spec. Table 3 Compound SOP		PFAS_DI_Prep
STW-LOC-22-122019	12/20/2019	320-57356-6	Byproduct 4	0.031	UG/L	PQL		0.0020	J	Cl. Spec. Table 3 Compound SOP		PFAS_DI_Prep
STW-LOC-22-122019	12/20/2019	320-57356-6	Byproduct 5	0.49	UG/L	PQL		0.0020	J	Cl. Spec. Table 3 Compound SOP		PFAS_DI_Prep
STW-LOC-22-122019	12/20/2019	320-57356-6	Byproduct 5	0.52	UG/L	PQL		0.0020	J	Cl. Spec. Table 3 Compound SOP		PFAS_DI_Prep
STW-LOC-21A-122019	12/20/2019	320-57356-5	R-EVE	0.0050	UG/L	PQL		0.0020	J	Cl. Spec. Table 3 Compound SOP		PFAS_DI_Prep
STW-LOC-21A-122019	12/20/2019	320-57356-5	Byproduct 4	0.0073	UG/L	PQL		0.0020	J	Cl. Spec. Table 3 Compound SOP		PFAS_DI_Prep
STW-LOC-21A-122019	12/20/2019	320-57356-5	Byproduct 5	0.012	UG/L	PQL		0.0020	J	Cl. Spec. Table 3 Compound SOP		PFAS_DI_Prep
STW-LOC-21A-122019	12/20/2019	320-57356-5	Byproduct 5	0.011	UG/L	PQL		0.0020	J	Cl. Spec. Table 3 Compound SOP		PFAS_DI_Prep
STW-LOC-24A-122019	12/20/2019	320-57356-8	Byproduct 5	0.012	UG/L	PQL		0.0020	J	Cl. Spec. Table 3 Compound SOP		PFAS_DI_Prep



**Validation Reason** Associated MS and/or MSD analysis had relative percent recovery (RPR) values higher than the upper control limit. The reported result may be biased high.

Field Sample ID	Date Sampled	Lab Sample ID	Analyte	Result	Units	Type	MDL	PQL	Validation Qualifier	Analytical Method	Pre-prep	Prep
STW-LOC-24A-122019	12/20/2019	320-57356-8	Byproduct 5	0.013	UG/L	PQL		0.0020	J	Cl. Spec. Table 3 Compound SOP		PFAS_DI_Prep
STW-LOC-24B-122019	12/20/2019	320-57361-1	Byproduct 5	0.0052	UG/L	PQL		0.0020	J	Cl. Spec. Table 3 Compound SOP		PFAS_DI_Prep
STW-LOC-24B-122019	12/20/2019	320-57361-1	Byproduct 5	0.0052	UG/L	PQL		0.0020	J	Cl. Spec. Table 3 Compound SOP		PFAS_DI_Prep
STW-LOC20-101019	10/10/2019	320-55244-10	R-EVE	0.0069	UG/L	PQL		0.0020	J	Cl. Spec. Table 3 Compound SOP		PFAS_DI_Prep
STW-LOC20-101019	10/10/2019	320-55244-10	Byproduct 4	0.031	UG/L	PQL		0.0020	J	Cl. Spec. Table 3 Compound SOP		PFAS_DI_Prep
STW-LOC20-101019	10/10/2019	320-55244-10	Byproduct 5	0.19	UG/L	PQL		0.0020	J	Cl. Spec. Table 3 Compound SOP		PFAS_DI_Prep
STW-LOC20-101019	10/10/2019	320-55244-10	Byproduct 5	0.20	UG/L	PQL		0.0020	J	Cl. Spec. Table 3 Compound SOP		PFAS_DI_Prep
STW-LOC21A-100919	10/09/2019	320-55247-6	R-EVE	0.019	UG/L	PQL		0.0020	J	Cl. Spec. Table 3 Compound SOP		PFAS_DI_Prep
STW-LOC21A-100919	10/09/2019	320-55247-6	R-EVE	0.018	UG/L	PQL		0.0020	J	Cl. Spec. Table 3 Compound SOP		PFAS_DI_Prep
STW-LOC21A-100919	10/09/2019	320-55247-6	Byproduct 4	0.032	UG/L	PQL		0.0020	J	Cl. Spec. Table 3 Compound SOP		PFAS_DI_Prep
STW-LOC21A-100919	10/09/2019	320-55247-6	Byproduct 4	0.035	UG/L	PQL		0.0020	J	Cl. Spec. Table 3 Compound SOP		PFAS_DI_Prep
STW-LOC22-100919	10/09/2019	320-55247-7	R-EVE	0.0050	UG/L	PQL		0.0020	J	Cl. Spec. Table 3 Compound SOP		PFAS_DI_Prep
STW-LOC22-100919	10/09/2019	320-55247-7	R-EVE	0.0057	UG/L	PQL		0.0020	J	Cl. Spec. Table 3 Compound SOP		PFAS_DI_Prep
STW-LOC22-100919	10/09/2019	320-55247-7	Byproduct 4	0.018	UG/L	PQL		0.0020	J	Cl. Spec. Table 3 Compound SOP		PFAS_DI_Prep
STW-LOC22-100919-D	10/09/2019	320-55247-9	R-EVE	0.0045	UG/L	PQL		0.0020	J	Cl. Spec. Table 3 Compound SOP		PFAS_DI_Prep
STW-LOC22-100919-D	10/09/2019	320-55247-9	R-EVE	0.0046	UG/L	PQL		0.0020	J	Cl. Spec. Table 3 Compound SOP		PFAS_DI_Prep
STW-LOC23B-100919	10/09/2019	320-55227-1	R-EVE	0.010	UG/L	PQL		0.0035	J	Cl. Spec. Table 3 Compound		PFAS_DI_Prep

Validation Reason Associated MS and/or MSD analysis had relative percent recovery (RPR) values higher than the upper control limit. The reported result may be biased high.

Field Sample ID	Date Sampled	Lab Sample ID	Analyte	Result	Units	Type	MDL	PQL	Validation Qualifier	Analytical Method SOP	Pre-prep	Prep
STW-LOC23B-100919	10/09/2019	320-55227-1	Byproduct 4	0.10	UG/L	PQL		0.0079	J	Cl. Spec. Table 3 Compound SOP		PFAS_DI_Prep
STW-LOC23B-100919	10/09/2019	320-55227-1	Byproduct 4	0.10	UG/L	PQL		0.0079	J	Cl. Spec. Table 3 Compound SOP		PFAS_DI_Prep
STW-LOC20-100919-D	10/10/2019	320-55244-7	R-EVE	0.0055	UG/L	PQL		0.0020	J	Cl. Spec. Table 3 Compound SOP		PFAS_DI_Prep
STW-LOC20-100919-D	10/10/2019	320-55244-7	Byproduct 5	0.16	UG/L	PQL		0.0020	J	Cl. Spec. Table 3 Compound SOP		PFAS_DI_Prep
STW-LOC20-100919-D	10/10/2019	320-55244-7	Byproduct 5	0.16	UG/L	PQL		0.0020	J	Cl. Spec. Table 3 Compound SOP		PFAS_DI_Prep
STW-LOC20-101019	10/10/2019	320-55244-10	Hfpo Dimer Acid	0.030	UG/L	PQL		0.0040	J	537 Modified		3535_PFC
STW-LOC-6B-122019	12/20/2019	320-57356-2	Byproduct 5	0.0064	UG/L	PQL		0.0020	J	Cl. Spec. Table 3 Compound SOP		PFAS_DI_Prep
STW-LOC-6B-122019	12/20/2019	320-57356-2	Byproduct 5	0.0071	UG/L	PQL		0.0020	J	Cl. Spec. Table 3 Compound SOP		PFAS_DI_Prep
STW-LOC-23B-122019	12/20/2019	320-57356-7	Byproduct 5	0.026	UG/L	PQL		0.0020	J	Cl. Spec. Table 3 Compound SOP		PFAS_DI_Prep
STW-LOC-23B-122019	12/20/2019	320-57356-7	Byproduct 5	0.027	UG/L	PQL		0.0020	J	Cl. Spec. Table 3 Compound SOP		PFAS_DI_Prep
STW-LOC-7B-122019	12/20/2019	320-57364-3	Byproduct 4	0.0068	UG/L	PQL		0.0020	J	Cl. Spec. Table 3 Compound SOP		PFAS_DI_Prep
STW-LOC-7B-122019	12/20/2019	320-57364-3	Byproduct 5	0.071	UG/L	PQL		0.0020	J	Cl. Spec. Table 3 Compound SOP		PFAS_DI_Prep
STW-LOC-7B-122019	12/20/2019	320-57364-3	Byproduct 5	0.071	UG/L	PQL		0.0020	J	Cl. Spec. Table 3 Compound SOP		PFAS_DI_Prep
STW-LOC-7A-122019	12/20/2019	320-57364-2	Byproduct 5	0.0082	UG/L	PQL		0.0020	J	Cl. Spec. Table 3 Compound SOP		PFAS_DI_Prep
STW-LOC-7A-122019	12/20/2019	320-57364-2	Byproduct 5	0.0089	UG/L	PQL		0.0020	J	Cl. Spec. Table 3 Compound SOP		PFAS_DI_Prep
STW-LOC-6A-122019	12/20/2019	320-57356-1	R-EVE	0.0042	UG/L	PQL		0.0020	J	Cl. Spec. Table 3 Compound SOP		PFAS_DI_Prep

**Validation Reason** Associated MS and/or MSD analysis had relative percent recovery (RPR) values higher than the upper control limit. The reported result may be biased high.

Field Sample ID	Date Sampled	Lab Sample ID	Analyte	Result	Units	Type	MDL	PQL	Validation Qualifier	Analytical Method	Pre-prep	Prep
STW-LOC-6A-122019	12/20/2019	320-57356-1	R-EVE	0.0046	UG/L	PQL		0.0020	J	Cl. Spec. Table 3 Compound SOP		PFAS_DI_Prep
STW-LOC-6A-122019	12/20/2019	320-57356-1	Byproduct 4	0.0065	UG/L	PQL		0.0020	J	Cl. Spec. Table 3 Compound SOP		PFAS_DI_Prep
STW-LOC-6A-122019	12/20/2019	320-57356-1	Byproduct 4	0.0071	UG/L	PQL		0.0020	J	Cl. Spec. Table 3 Compound SOP		PFAS_DI_Prep
STW-LOC-6A-122019	12/20/2019	320-57356-1	Byproduct 5	0.0064	UG/L	PQL		0.0020	J	Cl. Spec. Table 3 Compound SOP		PFAS_DI_Prep
STW-LOC-6A-122019	12/20/2019	320-57356-1	Byproduct 5	0.0066	UG/L	PQL		0.0020	J	Cl. Spec. Table 3 Compound SOP		PFAS_DI_Prep
STW-LOC-24B-122019-D	12/20/2019	320-57361-2	R-EVE	0.0026	UG/L	PQL		0.0020	J	Cl. Spec. Table 3 Compound SOP		PFAS_DI_Prep
STW-LOC-24B-122019-D	12/20/2019	320-57361-2	R-EVE	0.0026	UG/L	PQL		0.0020	J	Cl. Spec. Table 3 Compound SOP		PFAS_DI_Prep
STW-LOC-24B-122019-D	12/20/2019	320-57361-2	Byproduct 4	0.0037	UG/L	PQL		0.0020	J	Cl. Spec. Table 3 Compound SOP		PFAS_DI_Prep
STW-LOC-24B-122019-D	12/20/2019	320-57361-2	Byproduct 5	0.0062	UG/L	PQL		0.0020	J	Cl. Spec. Table 3 Compound SOP		PFAS_DI_Prep
STW-LOC-24B-122019-D	12/20/2019	320-57361-2	Byproduct 5	0.0060	UG/L	PQL		0.0020	J	Cl. Spec. Table 3 Compound SOP		PFAS_DI_Prep
STW-LOC15-101019	10/10/2019	320-55244-9	R-EVE	0.071	UG/L	PQL		0.0020	J	Cl. Spec. Table 3 Compound SOP		PFAS_DI_Prep
STW-LOC15-101019	10/10/2019	320-55244-9	R-EVE	0.070	UG/L	PQL		0.0020	J	Cl. Spec. Table 3 Compound SOP		PFAS_DI_Prep
STW-LOC15-101019	10/10/2019	320-55244-9	Byproduct 4	0.25	UG/L	PQL		0.0020	J	Cl. Spec. Table 3 Compound SOP		PFAS_DI_Prep
STW-LOC15-101019	10/10/2019	320-55244-9	Byproduct 4	0.25	UG/L	PQL		0.0020	J	Cl. Spec. Table 3 Compound SOP		PFAS_DI_Prep
STW-LOC1-101019	10/10/2019	320-55244-1	Byproduct 4	0.0085	UG/L	PQL		0.0020	J	Cl. Spec. Table 3 Compound SOP		PFAS_DI_Prep
STW-LOC1-101019	10/10/2019	320-55244-1	Byproduct 4	0.0080	UG/L	PQL		0.0020	J	Cl. Spec. Table 3 Compound SOP		PFAS_DI_Prep
STW-LOC1-101019	10/10/2019	320-55244-1	Byproduct 5	0.0023	UG/L	PQL		0.0020	J	Cl. Spec. Table 3 Compound		PFAS_DI_Prep

**Validation Reason** Associated MS and/or MSD analysis had relative percent recovery (RPR) values higher than the upper control limit. The reported result may be biased high.

Field Sample ID	Date Sampled	Lab Sample ID	Analyte	Result	Units	Type	MDL	PQL	Validation Qualifier	Analytical Method SOP	Pre-prep	Prep
STW-LOC-9-122019	12/20/2019	320-57364-5	R-EVE	0.0035	UG/L	PQL		0.0020	J	Cl. Spec. Table 3 Compound SOP		PFAS_DI_Prep
STW-LOC-9-122019	12/20/2019	320-57364-5	R-EVE	0.0036	UG/L	PQL		0.0020	J	Cl. Spec. Table 3 Compound SOP		PFAS_DI_Prep
STW-LOC-9-122019	12/20/2019	320-57364-5	Byproduct 4	0.0083	UG/L	PQL		0.0020	J	Cl. Spec. Table 3 Compound SOP		PFAS_DI_Prep
STW-LOC-9-122019	12/20/2019	320-57364-5	Byproduct 5	0.049	UG/L	PQL		0.0020	J	Cl. Spec. Table 3 Compound SOP		PFAS_DI_Prep
STW-LOC-9-122019	12/20/2019	320-57364-5	Byproduct 5	0.049	UG/L	PQL		0.0020	J	Cl. Spec. Table 3 Compound SOP		PFAS_DI_Prep
STW-LOC-8-122319	12/23/2019	320-57364-4	Byproduct 4	0.026	UG/L	PQL		0.0020	J	Cl. Spec. Table 3 Compound SOP		PFAS_DI_Prep
STW-LOC-8-122319	12/23/2019	320-57364-4	Byproduct 4	0.023	UG/L	PQL		0.0020	J	Cl. Spec. Table 3 Compound SOP		PFAS_DI_Prep
STW-LOC-8-122319	12/23/2019	320-57364-4	Byproduct 5	0.62	UG/L	PQL		0.0020	J	Cl. Spec. Table 3 Compound SOP		PFAS_DI_Prep
STW-LOC-8-122319	12/23/2019	320-57364-4	Byproduct 5	0.59	UG/L	PQL		0.0020	J	Cl. Spec. Table 3 Compound SOP		PFAS_DI_Prep

Validation Reason

High relative percent difference (RPD) observed between field duplicate and parent sample. The reported result may be imprecise.

Field Sample ID	Date Sampled	Lab Sample ID	Analyte	Result	Units	Type	MDL	PQL	Validation Qualifier	Analytical Method	Pre-prep	Prep
STW-LOC20-101019	10/10/2019	320-55244-10	Perfluoroheptanoic Acid	0.034	UG/L	PQL		0.0020	J	537 Modified		3535_PFC
STW-LOC20-101019	10/10/2019	320-55244-10	R-EVE	0.0075	UG/L	PQL		0.0020	J	Cl. Spec. Table 3 Compound SOP		PFAS_DI_Prep
STW-LOC20-101019	10/10/2019	320-55244-10	Byproduct 4	0.027	UG/L	PQL		0.0020	J	Cl. Spec. Table 3 Compound SOP		PFAS_DI_Prep
STW-LOC22-100919	10/09/2019	320-55247-7	PFO5DA	0.0071	ug/L	PQL		0.0020	J	Cl. Spec. Table 3 Compound SOP		PFAS_DI_Prep
STW-LOC22-100919	10/09/2019	320-55247-7	PFMOAA	0.037	ug/L	PQL		0.0050	J	Cl. Spec. Table 3 Compound SOP		PFAS_DI_Prep
STW-LOC22-100919	10/09/2019	320-55247-7	PFESA-BP2	0.063	ug/L	PQL		0.0020	J	Cl. Spec. Table 3 Compound SOP		PFAS_DI_Prep
STW-LOC22-100919	10/09/2019	320-55247-7	PFESA-BP2	0.066	ug/L	PQL		0.0020	J	Cl. Spec. Table 3 Compound SOP		PFAS_DI_Prep
STW-LOC22-100919	10/09/2019	320-55247-7	Byproduct 4	0.019	UG/L	PQL		0.0020	J	Cl. Spec. Table 3 Compound SOP		PFAS_DI_Prep
STW-LOC22-100919	10/09/2019	320-55247-7	Byproduct 5	0.21	UG/L	PQL		0.0020	J	Cl. Spec. Table 3 Compound SOP		PFAS_DI_Prep
STW-LOC22-100919-D	10/09/2019	320-55247-9	PFO5DA	0.014	ug/L	PQL		0.0020	J	Cl. Spec. Table 3 Compound SOP		PFAS_DI_Prep
STW-LOC22-100919-D	10/09/2019	320-55247-9	PFO5DA	0.015	ug/L	PQL		0.0020	J	Cl. Spec. Table 3 Compound SOP		PFAS_DI_Prep
STW-LOC22-100919-D	10/09/2019	320-55247-9	PFMOAA	0.056	ug/L	PQL		0.0050	J	Cl. Spec. Table 3 Compound SOP		PFAS_DI_Prep
STW-LOC22-100919-D	10/09/2019	320-55247-9	PFMOAA	0.056	ug/L	PQL		0.0050	J	Cl. Spec. Table 3 Compound SOP		PFAS_DI_Prep
STW-LOC22-100919-D	10/09/2019	320-55247-9	PFESA-BP2	0.13	ug/L	PQL		0.0020	J	Cl. Spec. Table 3 Compound SOP		PFAS_DI_Prep
STW-LOC22-100919-D	10/09/2019	320-55247-9	PFESA-BP2	0.13	ug/L	PQL		0.0020	J	Cl. Spec. Table 3 Compound SOP		PFAS_DI_Prep
STW-LOC22-100919-D	10/09/2019	320-55247-9	Byproduct 4	0.026	UG/L	PQL		0.0020	J	Cl. Spec. Table 3 Compound SOP		PFAS_DI_Prep
STW-LOC22-100919-D	10/09/2019	320-55247-9	Byproduct 4	0.026	UG/L	PQL		0.0020	J	Cl. Spec. Table 3 Compound SOP		PFAS_DI_Prep

Validation Reason High relative percent difference (RPD) observed between field duplicate and parent sample. The reported result may be imprecise.

Field Sample ID	Date Sampled	Lab Sample ID	Analyte	Result	Units	Type	MDL	PQL	Validation Qualifier	Analytical Method	Pre-prep	Prep
STW-LOC22-100919-D	10/09/2019	320-55247-9	Byproduct 5	0.30	UG/L	PQL		0.0020	J	Cl. Spec. Table 3 Compound SOP		PFAS_DI_Prep
STW-LOC22-100919-D	10/09/2019	320-55247-9	Byproduct 5	0.30	UG/L	PQL		0.0020	J	Cl. Spec. Table 3 Compound SOP		PFAS_DI_Prep
STW-LOC20-100919-D	10/10/2019	320-55244-7	NVHOS	0.0087	UG/L	PQL		0.0020	J	Cl. Spec. Table 3 Compound SOP		PFAS_DI_Prep
STW-LOC20-100919-D	10/10/2019	320-55244-7	NVHOS	0.0083	UG/L	PQL		0.0020	J	Cl. Spec. Table 3 Compound SOP		PFAS_DI_Prep
STW-LOC20-100919-D	10/10/2019	320-55244-7	Perfluorohexanoic Acid	0.092	UG/L	PQL		0.0020	J	537 Modified		3535_PFC
STW-LOC20-100919-D	10/10/2019	320-55244-7	PFOA	0.050	UG/L	PQL		0.0020	J	537 Modified		3535_PFC
STW-LOC20-100919-D	10/10/2019	320-55244-7	Perfluorodecanoic Acid	0.019	UG/L	PQL		0.0020	J	537 Modified		3535_PFC
STW-LOC20-100919-D	10/10/2019	320-55244-7	Perfluoroheptanoic Acid	0.10	UG/L	PQL		0.0020	J	537 Modified		3535_PFC
STW-LOC20-100919-D	10/10/2019	320-55244-7	Perfluorononanoic Acid	0.040	UG/L	PQL		0.0020	J	537 Modified		3535_PFC
STW-LOC20-100919-D	10/10/2019	320-55244-7	R-EVE	0.0054	UG/L	PQL		0.0020	J	Cl. Spec. Table 3 Compound SOP		PFAS_DI_Prep
STW-LOC20-100919-D	10/10/2019	320-55244-7	Byproduct 4	0.018	UG/L	PQL		0.0020	J	Cl. Spec. Table 3 Compound SOP		PFAS_DI_Prep
STW-LOC20-100919-D	10/10/2019	320-55244-7	Byproduct 4	0.019	UG/L	PQL		0.0020	J	Cl. Spec. Table 3 Compound SOP		PFAS_DI_Prep
STW-LOC20-101019	10/10/2019	320-55244-10	NVHOS	0.013	UG/L	PQL		0.0020	J	Cl. Spec. Table 3 Compound SOP		PFAS_DI_Prep
STW-LOC20-101019	10/10/2019	320-55244-10	NVHOS	0.013	UG/L	PQL		0.0020	J	Cl. Spec. Table 3 Compound SOP		PFAS_DI_Prep
STW-LOC20-101019	10/10/2019	320-55244-10	Perfluorohexanoic Acid	0.048	UG/L	PQL		0.0020	J	537 Modified		3535_PFC
STW-LOC20-101019	10/10/2019	320-55244-10	PFOA	0.011	UG/L	PQL		0.0020	J	537 Modified		3535_PFC
STW-LOC-24B-122019-D	12/20/2019	320-57361-2	Byproduct 4	0.0044	UG/L	PQL		0.0020	J	Cl. Spec. Table 3 Compound SOP		PFAS_DI_Prep

**Validation Reason**

High relative percent difference (RPD) observed between LCS and LCSD samples. The reported result may be imprecise.

Field Sample ID	Date Sampled	Lab Sample ID	Analyte	Result	Units	Type	MDL	PQL	Validation Qualifier	Analytical Method	Pre-prep	Prep
STW-LOC-10-122019	12/20/2019	320-57364-6	PFO4DA	0.011	ug/L	PQL		0.0020	J	Cl. Spec. Table 3 Compound SOP		PFAS_DI_Prep
STW-LOC-10-122019	12/20/2019	320-57364-6	PFO4DA	0.012	ug/L	PQL		0.0020	J	Cl. Spec. Table 3 Compound SOP		PFAS_DI_Prep
STW-LOC-19A-122019	12/20/2019	320-57356-3	PFO4DA	0.0040	ug/L	PQL		0.0020	J	Cl. Spec. Table 3 Compound SOP		PFAS_DI_Prep
STW-LOC-19A-122019	12/20/2019	320-57356-3	PFO4DA	0.0040	ug/L	PQL		0.0020	J	Cl. Spec. Table 3 Compound SOP		PFAS_DI_Prep
STW-LOC-22-122019	12/20/2019	320-57356-6	PFO4DA	0.0041	ug/L	PQL		0.0020	J	Cl. Spec. Table 3 Compound SOP		PFAS_DI_Prep
STW-LOC-22-122019	12/20/2019	320-57356-6	PFO4DA	0.0041	ug/L	PQL		0.0020	J	Cl. Spec. Table 3 Compound SOP		PFAS_DI_Prep
STW-LOC-8-122319	12/23/2019	320-57364-4	PFO4DA	0.013	ug/L	PQL		0.0020	J	Cl. Spec. Table 3 Compound SOP		PFAS_DI_Prep
STW-LOC-8-122319	12/23/2019	320-57364-4	PFO4DA	0.013	ug/L	PQL		0.0020	J	Cl. Spec. Table 3 Compound SOP		PFAS_DI_Prep
STW-LOC-9-122019	12/20/2019	320-57364-5	PFO4DA	0.0038	ug/L	PQL		0.0020	J	Cl. Spec. Table 3 Compound SOP		PFAS_DI_Prep
STW-LOC-9-122019	12/20/2019	320-57364-5	PFO4DA	0.0039	ug/L	PQL		0.0020	J	Cl. Spec. Table 3 Compound SOP		PFAS_DI_Prep

**Validation Reason**

Only one surrogate has relative percent recovery (RPR) values outside control limits and the parameter is a PFC (Detects).

Field Sample ID	Date Sampled	Lab Sample ID	Analyte	Result	Units	Type	MDL	PQL	Validation Qualifier	Analytical Method	Pre-prep	Prep
STW-LOC-14-122019	12/20/2019	320-57364-8	6:2 Fluorotelomer sulfonate	0.039	ug/L	PQL		0.020	J	537 Modified		3535_PFC
STW-LOC22-100919	10/09/2019	320-55247-7	Perfluorobutanoic Acid	0.016	UG/L	PQL		0.0020	J	537 Modified		3535_PFC
STW-LOC22-100919-D	10/09/2019	320-55247-9	Perfluorobutanoic Acid	0.018	UG/L	PQL		0.0020	J	537 Modified		3535_PFC
STW-LOC18-100919	10/09/2019	320-55247-3	Perfluoropentanoic Acid	0.027	UG/L	PQL		0.0020	J	537 Modified		3535_PFC



**Validation Reason**

Quality review criteria exceeded between the REP (laboratory replicate) and parent sample. The reported result may be imprecise.

Field Sample ID	Date Sampled	Lab Sample ID	Analyte	Result	Units	Type	MDL	PQL	Validation Qualifier	Analytical Method	Pre-prep	Prep
STW-LOC-19A-122019	12/20/2019	320-57356-3	Byproduct 5	0.012	UG/L	PQL		0.0020	J	Cl. Spec. Table 3 Compound SOP		PFAS_DI_Prep
STW-LOC-21A-122019	12/20/2019	320-57356-5	Byproduct 4	0.0084	UG/L	PQL		0.0020	J	Cl. Spec. Table 3 Compound SOP		PFAS_DI_Prep
STW-LOC-23A-122019	12/20/2019	320-57359-3	R-EVE	0.026	UG/L	PQL		0.0070	J	Cl. Spec. Table 3 Compound SOP		PFAS_DI_Prep
STW-LOC-23A-122019	12/20/2019	320-57359-3	R-EVE	0.031	UG/L	PQL		0.0070	J	Cl. Spec. Table 3 Compound SOP		PFAS_DI_Prep
STW-LOC23B-100919	10/09/2019	320-55227-1	PFO5DA	0.0085	ug/L	PQL		0.0020	J	Cl. Spec. Table 3 Compound SOP		PFAS_DI_Prep
STW-LOC23B-100919	10/09/2019	320-55227-1	PFO5DA	0.0085	ug/L	PQL		0.0020	J	Cl. Spec. Table 3 Compound SOP		PFAS_DI_Prep
STW-LOC-7B-122019	12/20/2019	320-57364-3	Byproduct 4	0.0068	UG/L	PQL		0.0020	J	Cl. Spec. Table 3 Compound SOP		PFAS_DI_Prep
STW-LOC-9-122019	12/20/2019	320-57364-5	Byproduct 4	0.0071	UG/L	PQL		0.0020	J	Cl. Spec. Table 3 Compound SOP		PFAS_DI_Prep

**Validation Reason**

Associated MS and/or MSD analysis had relative percent recovery (RPR) values less than the lower control limit but above the rejection limit. The reported result may be biased low.

Field Sample ID	Date Sampled	Lab Sample ID	Analyte	Result	Units	Type	MDL	PQL	Validation Qualifier	Analytical Method	Pre-prep	Prep
STW-LOC7B-101019	10/10/2019	320-55244-3	PFMOAA	0.024	ug/L	PQL		0.0050	J	Cl. Spec. Table 3 Compound SOP		PFAS_DI_Prep
STW-LOC7B-101019	10/10/2019	320-55244-3	PFMOAA	0.023	ug/L	PQL		0.0050	J	Cl. Spec. Table 3 Compound SOP		PFAS_DI_Prep
STW-LOC8-101019	10/10/2019	320-55244-4	PFO2HxA	0.095	ug/L	PQL		0.0020	J	Cl. Spec. Table 3 Compound SOP		PFAS_DI_Prep
STW-LOC8-101019	10/10/2019	320-55244-4	PFO2HxA	0.10	ug/L	PQL		0.0020	J	Cl. Spec. Table 3 Compound SOP		PFAS_DI_Prep
STW-LOC8-101019	10/10/2019	320-55244-4	PFO5DA	0.085	ug/L	PQL		0.0020	J	Cl. Spec. Table 3 Compound SOP		PFAS_DI_Prep
STW-LOC8-101019	10/10/2019	320-55244-4	PFO5DA	0.078	ug/L	PQL		0.0020	J	Cl. Spec. Table 3 Compound SOP		PFAS_DI_Prep
STW-LOC8-101019	10/10/2019	320-55244-4	PFMOAA	0.24	ug/L	PQL		0.0050	J	Cl. Spec. Table 3 Compound SOP		PFAS_DI_Prep
STW-LOC8-101019	10/10/2019	320-55244-4	PFMOAA	0.24	ug/L	PQL		0.0050	J	Cl. Spec. Table 3 Compound SOP		PFAS_DI_Prep
STW-LOC8-101019	10/10/2019	320-55244-4	R-EVE	0.0070	UG/L	PQL		0.0020	J	Cl. Spec. Table 3 Compound SOP		PFAS_DI_Prep
STW-LOC8-101019	10/10/2019	320-55244-4	R-EVE	0.0063	UG/L	PQL		0.0020	J	Cl. Spec. Table 3 Compound SOP		PFAS_DI_Prep
STW-LOC8-101019	10/10/2019	320-55244-4	Byproduct 4	0.037	UG/L	PQL		0.0020	J	Cl. Spec. Table 3 Compound SOP		PFAS_DI_Prep
STW-LOC8-101019	10/10/2019	320-55244-4	Byproduct 4	0.034	UG/L	PQL		0.0020	J	Cl. Spec. Table 3 Compound SOP		PFAS_DI_Prep
STW-LOC9-101019	10/10/2019	320-55244-5	PFMOAA	0.038	ug/L	PQL		0.0050	J	Cl. Spec. Table 3 Compound SOP		PFAS_DI_Prep
STW-LOC9-101019	10/10/2019	320-55244-5	PFMOAA	0.039	ug/L	PQL		0.0050	J	Cl. Spec. Table 3 Compound SOP		PFAS_DI_Prep
STW-LOC20-101019	10/10/2019	320-55244-10	PFO5DA	0.0076	ug/L	PQL		0.0020	J	Cl. Spec. Table 3 Compound SOP		PFAS_DI_Prep
STW-LOC20-101019	10/10/2019	320-55244-10	PFO5DA	0.0073	ug/L	PQL		0.0020	J	Cl. Spec. Table 3 Compound SOP		PFAS_DI_Prep

**Validation Reason**

Associated MS and/or MSD analysis had relative percent recovery (RPR) values less than the lower control limit but above the rejection limit. The reported result may be biased low.

Field Sample ID	Date Sampled	Lab Sample ID	Analyte	Result	Units	Type	MDL	PQL	Validation Qualifier	Analytical Method	Pre-prep	Prep
STW-LOC20-101019	10/10/2019	320-55244-10	PFMOAA	0.024	ug/L	PQL		0.0050	J	Cl. Spec. Table 3 Compound SOP		PFAS_DI_Prep
STW-LOC20-101019	10/10/2019	320-55244-10	PFMOAA	0.024	ug/L	PQL		0.0050	J	Cl. Spec. Table 3 Compound SOP		PFAS_DI_Prep
STW-LOC-18-122019	12/20/2019	320-57359-2	PFO2HxA	0.0039	ug/L	PQL		0.0020	J	Cl. Spec. Table 3 Compound SOP		PFAS_DI_Prep
STW-LOC-18-122019	12/20/2019	320-57359-2	PFO2HxA	0.0039	ug/L	PQL		0.0020	J	Cl. Spec. Table 3 Compound SOP		PFAS_DI_Prep
STW-LOC-22-122019	12/20/2019	320-57356-6	PFO2HxA	0.012	ug/L	PQL		0.0020	J	Cl. Spec. Table 3 Compound SOP		PFAS_DI_Prep
STW-LOC-22-122019	12/20/2019	320-57356-6	PFO2HxA	0.011	ug/L	PQL		0.0020	J	Cl. Spec. Table 3 Compound SOP		PFAS_DI_Prep
STW-LOC-22-122019	12/20/2019	320-57356-6	PFO5DA	0.0023	ug/L	PQL		0.0020	J	Cl. Spec. Table 3 Compound SOP		PFAS_DI_Prep
STW-LOC-22-122019	12/20/2019	320-57356-6	PFO5DA	0.0022	ug/L	PQL		0.0020	J	Cl. Spec. Table 3 Compound SOP		PFAS_DI_Prep
STW-LOC-22-122019	12/20/2019	320-57356-6	PFMOAA	0.025	ug/L	PQL		0.0050	J	Cl. Spec. Table 3 Compound SOP		PFAS_DI_Prep
STW-LOC-22-122019	12/20/2019	320-57356-6	PFMOAA	0.025	ug/L	PQL		0.0050	J	Cl. Spec. Table 3 Compound SOP		PFAS_DI_Prep
STW-LOC-22-122019	12/20/2019	320-57356-6	PFESA-BP1	0.025	UG/L	PQL		0.0020	J	Cl. Spec. Table 3 Compound SOP		PFAS_DI_Prep
STW-LOC-22-122019	12/20/2019	320-57356-6	PFESA-BP1	0.026	UG/L	PQL		0.0020	J	Cl. Spec. Table 3 Compound SOP		PFAS_DI_Prep
STW-LOC-22-122019	12/20/2019	320-57356-6	NVHOS	0.0023	UG/L	PQL		0.0020	J	Cl. Spec. Table 3 Compound SOP		PFAS_DI_Prep
STW-LOC-22-122019	12/20/2019	320-57356-6	NVHOS	0.0021	UG/L	PQL		0.0020	J	Cl. Spec. Table 3 Compound SOP		PFAS_DI_Prep
STW-LOC-22-122019	12/20/2019	320-57356-6	PFESA-BP2	0.025	ug/L	PQL		0.0020	J	Cl. Spec. Table 3 Compound SOP		PFAS_DI_Prep
STW-LOC-22-122019	12/20/2019	320-57356-6	PFESA-BP2	0.025	ug/L	PQL		0.0020	J	Cl. Spec. Table 3 Compound SOP		PFAS_DI_Prep
STW-LOC21A-100919	10/09/2019	320-55247-6	PFMOAA	0.011	ug/L	PQL		0.0050	J	Cl. Spec. Table 3 Compound		PFAS_DI_Prep

**Validation Reason**

Associated MS and/or MSD analysis had relative percent recovery (RPR) values less than the lower control limit but above the rejection limit. The reported result may be biased low.

Field Sample ID	Date Sampled	Lab Sample ID	Analyte	Result	Units	Type	MDL	PQL	Validation Qualifier	Analytical Method SOP	Pre-prep	Prep
STW-LOC21A-100919	10/09/2019	320-55247-6	PFMOAA	0.011	ug/L	PQL		0.0050	J	Cl. Spec. Table 3 Compound SOP		PFAS_DI_Prep
STW-LOC22-100919	10/09/2019	320-55247-7	PFO5DA	0.0071	ug/L	PQL		0.0020	J	Cl. Spec. Table 3 Compound SOP		PFAS_DI_Prep
STW-LOC22-100919	10/09/2019	320-55247-7	PFMOAA	0.037	ug/L	PQL		0.0050	J	Cl. Spec. Table 3 Compound SOP		PFAS_DI_Prep
STW-LOC20-100919-D	10/10/2019	320-55244-7	PFO5DA	0.0073	ug/L	PQL		0.0020	J	Cl. Spec. Table 3 Compound SOP		PFAS_DI_Prep
STW-LOC20-100919-D	10/10/2019	320-55244-7	PFO5DA	0.0073	ug/L	PQL		0.0020	J	Cl. Spec. Table 3 Compound SOP		PFAS_DI_Prep
STW-LOC20-100919-D	10/10/2019	320-55244-7	PFMOAA	0.021	ug/L	PQL		0.0050	J	Cl. Spec. Table 3 Compound SOP		PFAS_DI_Prep
STW-LOC20-100919-D	10/10/2019	320-55244-7	PFMOAA	0.020	ug/L	PQL		0.0050	J	Cl. Spec. Table 3 Compound SOP		PFAS_DI_Prep
STW-LOC18-100919	10/09/2019	320-55247-3	PFO2HxA	0.0055	ug/L	PQL		0.0020	J	Cl. Spec. Table 3 Compound SOP		PFAS_DI_Prep
STW-LOC18-100919	10/09/2019	320-55247-3	PFO2HxA	0.0059	ug/L	PQL		0.0020	J	Cl. Spec. Table 3 Compound SOP		PFAS_DI_Prep

**Validation Reason**

The preparation hold time for this sample was exceeded. The reported result may be biased low.

Field Sample ID	Date	Sampled Lab Sample ID	Analyte	Result	Units	Type	MDL	PQL	Validation Qualifier	Analytical Method	Pre-prep	Prep
STW-LOC-24B-122019	12/20/2019	320-57361-1	Perfluoropentanoic Acid	0.0083	UG/L	PQL		0.0020	J	537 Modified		3535_PFC
STW-LOC-24B-122019	12/20/2019	320-57361-1	Perfluorohexanoic Acid	0.013	UG/L	PQL		0.0020	J	537 Modified		3535_PFC
STW-LOC-24B-122019	12/20/2019	320-57361-1	PFOA	0.0046	UG/L	PQL		0.0020	J	537 Modified		3535_PFC
STW-LOC-24B-122019	12/20/2019	320-57361-1	Perfluorobutanoic Acid	0.0039	UG/L	PQL		0.0020	J	537 Modified		3535_PFC
STW-LOC-24B-122019	12/20/2019	320-57361-1	Perfluoroheptanoic Acid	0.0068	UG/L	PQL		0.0020	J	537 Modified		3535_PFC
STW-LOC-24B-122019	12/20/2019	320-57361-1	PFOA(trial)	0.0048	UG/L	PQL		0.0020	J	537 Modified		3535_PFC
STW-LOC-24B-122019	12/20/2019	320-57361-1	Perfluorobutanoic Acid (trial)	0.0041	UG/L	PQL		0.0020	J	537 Modified		3535_PFC
STW-LOC-24B-122019	12/20/2019	320-57361-1	Perfluoropentanoic Acid (trial)	0.0087	UG/L	PQL		0.0020	J	537 Modified		3535_PFC
STW-LOC-24B-122019	12/20/2019	320-57361-1	Perfluorohexanoic Acid (trial)	0.014	UG/L	PQL		0.0020	J	537 Modified		3535_PFC
STW-LOC-24B-122019	12/20/2019	320-57361-1	Perfluoroheptanoic Acid (trial)	0.0068	UG/L	PQL		0.0020	J	537 Modified		3535_PFC
STW-LOC-24B-122019	12/20/2019	320-57361-1	Hfpo Dimer Acid (trial)	0.010	UG/L	PQL		0.0040	J	537 Modified		3535_PFC

**Validation Reason**

One or more surrogates had relative percent recovery (RPR) values less than the data rejection level. The reported result may be biased low.

Field Sample ID	Date Sampled	Lab Sample ID	Analyte	Result	Units	Type	MDL	PQL	Validation Qualifier	Analytical Method	Pre-prep	Prep
STW-LOC-22-122019	12/20/2019	320-57356-6	Perfluorobutanoic Acid	0.13	UG/L	PQL		0.0020	J	537 Modified		3535_PFC
STW-LOC19B-100919	10/09/2019	320-55247-5	Perfluorohexadecanoic acid (PFHxDA)	0.0062	ug/L	PQL		0.0020	J	537 Modified		3535_PFC
STW-LOC18-100919	10/09/2019	320-55247-3	Perfluorobutanoic Acid	0.017	UG/L	PQL		0.0020	J	537 Modified		3535_PFC